


1984



DECATHLON-HEPTATHLON
TUESDAY-WEDNESDAY

APRIL 24-25, 1984

HEPTATHLON

EVENT #1 -- 100-METER HURDLES -- Tuesday, April 24 (FAT, no wind information)

	<u>Time</u>	<u>Event Score</u>	<u>Total Score</u>
1. Myrna Moore	:15.22	724	724
2. Jill Lancaster	:15.32	714	714
3. Donna Tiegs	:15.38	707	707
4. Stephanie Farrington	:15.43	702	702
5. Kathy Gillespie	:15.44	701	701
6. Reeni McElyea	:15.73	672	672
7. Renee Nickles	:15.79	666	666
8. Wendy Meyle	:16.13	633	633
9. Jan Jacobs	:16.41	607	607
10. Michelle Riedi	:16.69	581	581

EVENT #2 -- HIGH JUMP -- Tuesday, April 24

	<u>Mark</u>	<u>Converted</u>	<u>Event Score</u>	<u>Total Score</u>
1. Renee Nickles	1.69m	5-6 1/2	925	1591 (3)
Myrna Moore	1.69m	5-6 1/2	925	1649 (1)
3. Jill Lancaster	1.66m	5-5 1/2	895	1609 (2)
Wendy Meyle	1.66m	5-5 1/2	895	1528 (6)
5. Donna Tiegs	1.63m	5-4 1/2	865	1572 (4)
Kathy Gillespie	1.63m	5-4 1/2	865	1566 (5)
Michelle Riedi	1.63m	5-4 1/2	865	1446 (8)
8. Stephanie Farrington	1.54m	5-0 3/4	770	1472 (7)
9. Reeni McElyea	1.51m	4-11 1/2	737	1409 (9)
10. Jan Jacobs	1.48m	4-10 1/4	704	1311 (10)

EVENT #3 -- SHOT PUT -- Tuesday, April 24

	<u>Mark</u>	<u>Converted</u>	<u>Event Score</u>	<u>Total Score</u>
1. Kathy Gillespie	12.37m	40-7	742	2308 (1)
2. Reeni McElyea	12.10m	39-8 1/2	725	2134 (5)
3. Jan Jacobs	10.84m	35-6 3/4	645	1956 (10)
4. Stephanie Farrington	10.82m	35-6	644	2116 (8)
5. Donna Tiegs	10.35m	33-11 1/2	615	2187 (3)
6. Wendy Meyle	10.04m	32-11 1/4	592	2120 (7)
7. Myrna Moore	9.52m	31-2 3/4	556	2205 (2)
8. Jill Lancaster	9.32m	30-7	542	2151 (4)
9. Renee Nickles	9.16m	30-0 3/4	531	2122 (6)
10. Michelle Riedi	8.98m	29-5 1/2	518	1964 (9)

EVENT #4 -- 200-METER DASH Tuesday, April 24 (FAT, No Wind Information)

	<u>Time</u>	<u>Event Score</u>	<u>Total Score</u>
1. Jill Lancaster	:25.48	805	2956 (2)
2. Stephanie Farrington	:25.56	798	2914 (4)
3. Jan Jacobs,	:26.10	754	2710 (9)
4. Donna Tiegs	:26.27	740	2927 (3)
5. Renee Nickles	:26.37	732	2854 (6)
6. Kathy Gillespie	:26.45	726	3034 (1)
7. Wendy Meyle	:26.60	715	2835 (7)
8. Myrna Moore	:26.73	704	2909 (5)
9. Reeni McElyea	:27.22	667	2801 (8)
10. Michelle Riedi	:27.73	630	2594 (10)

EVENT #1 -- 100-METER DASH -- Tuesday, April 24 (FAT, no wind information)

	<u>Time</u>	<u>Event Score</u>	<u>Total Score</u>
1. Jim Howell	:11.18	761	761
2. Owen Buckley	:11.22	752	752
3. Carter Overton	:11.29	735	735
4. Brian Wolf	:11.70	644	644
5. Craig Kielty	:11.82	618	618
Rod Rudel	:11.82	618	618
7. Jimmy Robinson	:11.83	616	616
Tim Taft	:11.83	616	616
9. Kyle Cooley	:11.90	601	601
10. Wes Fish	:11.95	591	591
11. Tohru Asami	:12.15	550	550
12. Pete Williams	:12.22	536	536
13. Rex Harvey	:12.26	528	528

EVENT #2 -- LONG JUMP -- Tuesday, April 24 (no wind information)

	<u>Mark</u>	<u>Converted</u>	<u>Event Score</u>	<u>Total Score</u>
1. Jim Howell	6.88m	22-7	796	1557 (1)
2. Craig Kielty	6.85m	22-5 3/4	789	1407 (4)
Carter Overton	6.85m	22-5 3/4	789	1524 (3)
4. Owen Buckley	6.81m	22-4 1/4	780	1532 (2)
5. Rod Rudel	6.78m	22-3	774	1392 (5)
6. Tohru Asami	6.66m	21-10 1/4	748	1298 (9)
7. Tim Taft	6.46m	21-2 1/4	706	1322 (6)
8. Kyle Cooley	6.45m	21-2	704	1305 (7)
9. Brian Wolf	6.23m	20-5 1/4	655	1299 (8)
10. Pete Williams	6.18m	20-3 1/4	644	1180 (11)
11. Jim Robinson	6.03m	19-9 1/2	611	1227 (10)
12. Rex Harvey	5.96m	19-6 3/4	595	1123 (13)
13. Wes Fish	5.83m	19-1 1/2	566	1157 (12)

EVENT #3 -- SHOT PUT -- Tuesday, April 24

	<u>Mark</u>	<u>Converted</u>	<u>Event Score</u>	<u>Total Score</u>
1. Jim Howell	13.55m	45-5 1/2	700	2257 (1)
2. Tim Taft	12.90m	42-3 3/4	658	1980 (5)
3. Craig Kielty	12.48m	40-11 1/4	631	2038 (4)
4. Carter Overton	12.40m	40-8 1/4	626	2150 (2)
5. Jim Robinson	12.31m	40-4 3/4	620	1847 (8)
6. Rex Harvey	12.29m	40-4	618	1741 (11)
7. Owen Buckley	12.27m	40-3	617	2149 (3)
8. Rod Rudel	11.52m	37-9 1/2	567	1959 (6)
9. Brian Wolf	11.44m	37-6 1/2	562	1861 (7)
10. Wes Fish	10.77m	35-4	516	1673 (13)
11. Pete Williams	10.66m	34-11 3/4	508	1688 (12)
12. Tohru Asami	10.31m	33-10	483	1781 (9)
13. Kyle Cooley	10.02m	32-10 1/2	461	1766 (10)

EVENT #4 -- HIGH JUMP -- Tuesday April 24

	<u>Mark</u>	<u>Converted</u>	<u>Event Score</u>	<u>Total Score</u>
1. Tim Taft	2.02m	6-7 1/2	874	2854 (4)
Craig Kielty	2.02m	6-7 1/2	874	2912 (3)
Carter Overton	2.02m	6-7 1/2	874	3024 (2)
4. Pete Williams	1.90m	6-3	769	2457 (11)
Tohru Asami	1.90m	6-3	769	2550 (8)
Jim Howell	1.90m	6-3	769	3026 (1)
Kyle Cooley	1.90m	6-3	769	2535 (10)
Brian Wolf	1.90m	6-3	769	2630 (7)
9. Rod Rudel	1.87m	6-1 3/4	743	2702 (6)
10. Wes Fish	1.84m	6-0 1/2	716	2389 (12)
11. Owen Buckley	1.81m	5-11 1/4	689	2838 (5)
Jim Robinson	1.81m	5-11 1/4	689	2536 (9)
13. Rex Harvey	1.69m	5-6 1/2	578	2319 (13)

EVENT #5 -- 400-METER DASH -- Tuesday April 24 (FAT no wind information)

	<u>Time</u>	<u>Event Score</u>	<u>Total Score</u>
1. Owen Buckley	:49.14	844	3682 (3)
2. Carter Overton	:49.28	838	3862 (1)
3. Brian Wolf	:50.21	796	3426 (6)
4. Jim Howell	:51.24	751	3777 (2)
5. Kyle Cooley	:51.99	719	3254 (7)
6. Wes Fish	:52.07	716	3105 (10)
7. Tim Taft	:52.43	701	3555 (5)
8. Craig Kielty	:52.96	680	3592 (4)
9. Jim Robinson	:52.98	679	3215 (8)
10. Tohru Asami	:54.08	637	3187 (9)
11. Rex Harvey	:54.10	636	2955 (12)
12. Pete Williams	:54.29	629	3086 (11)

RESULTS AFTER FIRST DAY

	<u>Score</u>
1. Carter Overton, Texas	3862
2. Jim Howell, North Texas Converse	3777
3. Owen Buckley, Lawrence, Kansas	3682
4. Craig Kielty, Central Michigan	3592
5. Tim Taft, AMC Theatres	3555
6. Brian Wolf, Decathlon Athletic Club	3426
7. Kyle Cooley, Eastern Michigan	3254
8. Jimmy Robinson, Houston	3215
9. Tohru Asami, Provo, Utah	3187
10. Wes Fish, Graceland	3105
11. Pete Williams, Drake Track Club	3086
12. Rex Harvey, Drake Track Club	2955

Rod Rudel of Northern Colorado withdrew after the high jump.

SCORE AFTER FIRST DAY'S EVENTS

	<u>SCORE</u>
1. Kathy Gillespie, Iowa	3034
2. Jill Lancaster, Team Kangaroos	2956
3. Donna Tiegs, Lay Witnesses	2927
4. Stephanie Farrington, Mankato State	2914
5. Myrna Moore, Northeast Missouri State	2909
6. Renee Nickles, Team Kangaroos	2854
7. Wendy Meyle, Illinois	2835
8. Reeni McElyen, Western Illinois	2801
9. Jan Jacobs, Dubuque	2710
10. Michelle Riedi, Wisconsin-Stevens Point	2594

EVENT #5 -- LONG JUMP -- Wednesday, April 25

	<u>Mark</u>	<u>Converted</u>	<u>Event Score</u>	<u>Total Score</u>
1. Jill Lancaster	5.68m	18-7 3/4	835	3791 (1)
2. Myrna Moore	5.52m	18-1 1/4	799	3708 (2)
3. Renee Nickles	5.36m	17-7	762	3616 (5)
4. Reeni McElyea	5.24m	17-2 1/4	734	3535 (7)
5. Donna Tiegs	5.17m	16-11 1/2	717	3644 (4)
6. Stephanie Farrington	5.00m	16-5	677	3591 (6)
7. Jan Jacobs	4.97m	16-3 3/4	669	3379 (9)
8. Kathy Gillespie	4.96m	16-3 1/4	667	3701 (3)
9. Wendy Meyle	4.86m	15-11 1/4	643	3478 (8)
10. Michelle Riedi	4.61m	15-1 1/2	581	3175 (10)

EVENT #6 -- JAVELIN -- Wednesday, April 25

	<u>Mark</u>	<u>Converted</u>	<u>Event Score</u>	<u>Total Score</u>
1. Reenie McElyea	40.02	131-4	766	4301 (3)
2. Michelle Riedi	34.96	114-8	685	3860 (10)
3. Kathy Gillespie	33.60	110-3	662	4363 (2)
4. Wendy Meyle	30.96	101-8	616	4094 (8)
5. Renee Nickles	28.92	94-11	579	4195 (4)
6. Jill Lancaster	28.86	94-8	578	4369 (1)
7. Jan Jacobs	27.38	89-10	550	3929 (9)
8. Stephanie Farrington	26.70	87-8	537	4128 (7)
9. Donna Tiegs	26.36	86-6	531	4175 (6)
10. Myrna Moore	24.98	82-0	504	4212 (4)

EVENT #7 -- 800-METER RUN -- Wednesday, April 25 FAT no wind information

	<u>Time</u>	<u>Event Score</u>
1. Donna Tiegs	2:17.06	827
2. Jill Lancaster	2:17.72	818
3. Stephanie Farrington	2:22.45	759
4. Kathy Gillespie	2:23.81	742
5. Jan Jacobs	2:27.64	698
6. Michelle Riedi	2:28.18	692
7. Renee Nickles	2:28.30	690
8. Wendy Meyle	2:30.47	667
9. Myrna Moore	2:37.61	592
10. Reenie McElyea	2:41.94	550

FINAL TOTALS 1984 DRAKE RELAYS HEPTATHLON

1. Jill Lancaster, Team Kangaroos	5,187
2. Kathy Gillespie, Iowa	5,105
3. Donna Tiegs, Lay Witnesses	5,002
4. Stephanie Farrington, Mankato State	4,887
5. Renee Nickles, Team Kangaroos	4,885
6. Reeni McElyea, Western Illinois	4,851
7. Myrna Moore, Northeast Missouri State	4,804
8. Wendy Meyle, Illinois	4,761
9. Jan Jacobs, Dubuque	4,627
10. Michelle Riedi, Wisconsin-Stevens Point	4,552

EVENT #6 -- 110-METER HIGH HURDLES -- Wednesday, April 25 (FAT, no wind information)

	<u>Time</u>	<u>Event Score</u>	<u>Total Score</u>
1. Brian Wolf	:15.16	832	4258 (6)
2. Jim Howell	:15.20	827	4604 (2)
3. Kyle Cooley	:15.21	826	4080 (7)
4. Jim Taft	:15.34	813	4368 (5)
5. Jim Robinson	:15.37	810	4025 (8)
6. Craig Kielty	:15.46	801	4393 (4)
7. Carter Overton	:15.65	782	4644 (1)
8. Owen Buckley	:16.20	730	4412 (3)
9. Wes Fish	:17.26	640	3745 (10)
10. Rex Harvey	:18.55	543	3498 (12)
11. Tohru Asami	:18.83	521	3708 (9)
12. Pete Williams	:19.09	506	3592 (11)

EVENT #7 -- DISCUS THROW -- Wednesday, April 25

	<u>Mark</u>	<u>Converted</u>	<u>Event Score</u>	<u>Total Score</u>
1. Jim Howell,	42.30m	138-10	730	5334 (1)
2. Craig Kielty	39.28m	128-11	671	5064 (4)
3. Owen Buckley	39.14m	128-5	668	5080 (3)
4. Tim Taft	39.04m	128-2	666	5034 (5)
5. Rex Harvey	37.08m	121-8	627	4125 (12)
6. Jim Robinson	36.20m	118-10	609	4634 (7)
7. Carter Overton	34.54m	113-4	574	5218 (2)
8. Brian Wolf	34.20m	112-3	567	4825 (6)
9. Pete Williams	33.26m	109-2	546	4138 (11)
10. Tohru Asami	31.54m	103-6	508	4216 (9)
11. Kyle Cooley	29.26m	96-0	457	4537 (8)
12. Wes Fish	27.28m	89-7	410	4155 (10)

EVENT #8 -- POLE VAULT -- Wednesday, April 25

	<u>Mark</u>	<u>Converted</u>	<u>Event Score</u>	<u>Total Score</u>
1. Tim Taft	4.95m	16-3	1040	6074 (4)
2. Owen Buckley	4.85m	15-11	1017	6097 (3)
3. Rex Harvey	4.55m	14-11 1/4	945	5070 (10)
4. Wes Fish	4.55m	14-11 1/4	945	5100 (9)
5. Carter Overton	4.45m	14-7 1/4	920	6138 (2)
6. Jim Howell	4.25m	13-11 1/2	871	6205 (1)
7. Brian Wolf	3.95m	12-11 1/2	794	5619 (6)
8. Craig Kielty	3.85m	12-7 1/2	767	5831 (5)
9. Kyle Cooley	3.85m	12-7 1/2	767	5304 (8)
10. Pete Williams	3.65m	11-11 3/4	714	4852 (11)
11. Jim Robinson	3.55m	11-8	686	5320 (7)
12. Tohru Asami	0	0	0	4216 (12)

EVENT #9 -- JAVELIN THROW -- Wednesday April 25

	<u>Mark</u>	<u>Converted</u>	<u>Event Score</u>	<u>Total Score</u>
1. Craig Kielty	65.06m	213-6	822	6653 (5)
2. Jim Howell	60.06m	197-2	762	6967 (1)
3. Carter Overton	54.70m	179-6	694	6832 (2)
4. Brian Wolf	54.46m	178-9	691	6310 (6)
5. Tim Taft	53.02m	174-0	673	6747 (3)
6. Owen Buckley	49.76m	163-4	630	6727 (4)
7. Rex Harvey	48.76m	160-0	616	5686 (9)
8. Jim Robinson	48.26m	158-4	609	5929 (7)
9. Kyle Cooley	46.16m	151-6	580	5884 (8)
10. Pete Williams	45.66m	149-10	572	5424 (11)
11. Tohru Asami	43.86m	144-0	548	4764 (12)
12. Wes Fish	34.68	113-10	408	5508 (10)

EVENT #10 -- 1500 METER RUN -- (FAT No Wind Information)

	<u>Time</u>	<u>Event Score</u>
1. Craig Kielty	4:37.31	541
2. Tohru Asami	4:42.41	510
3. Wes Fish	4:44.10	500
4. Carter Overton	4:45.20	493
5. Owen Buckley	4:46.04	488
6. Brian Wolf	4:52.28	451
7. Jim Howell	4:53.52	444
8. Kyle Cooley	4:55.48	433
9. Jim Robinson	4:57.01	424
10. Pete Williams	5:12.02	345
11. Rex Harvey	5:12.06	345


Rod Rudel of Northern Colorado withdrew after four events.

Tim Taft of AMC Theatres withdrew after nine events.

FINAL SCORING 1984 DRAKE RELAYS DECATHLON

1. Jim Howell, North Texas Converse	7,411
2. Carter Overton, Texas	7,325
3. Owen Buckley, Lawrence, Kansas	7,215
4. Craig Kielty, Central Michigan	7,194
5. Brian Wolf, Decathlon Athletic Club	6,761
6. Jim Robinson, Houston	6,353
7. Kyle Cooley, Eastern Michigan	6,317
8. Rex Harvey, Drake Track Club	6,031
9. Wes Fish, Graceland	6,008
10. Pete Williams, Drake Track Club	5,769
11. Tohru Asami, Provo, Utah	5,274

75TH YEAR - DES MOINES, IOWA



1984



SPECIALS
UNIVERSITY - COLLEGE
AND WOMEN
FRIDAY, APRIL 27, 1984

75th ANNUAL DRAKE RELAYS
 DRAKE STADIUM, DRAKE UNIVERSITY, DES MOINES, IOWA
 FRIDAY, APRIL 27, 1984

FRIDAY AFTERNOON

OFFICIAL RESULTS

UNIVERSITY & COLLEGE FINALS

WEATHER: 65° - Sunny - Humidity 41% - Wind out of the Southwest, Gusting to 37mph
 ATTENDANCE: 15,533

4 X 1600-METER RELAY, University & College Final

EVENT 3

1.	ILLINOIS STATE	16:41.18	Darryl Frerker, 4:11.6; Dedrick Flowers, 4:10.3; Greg Love, 4:06.9; Stan Ozarowski, 4:08.5
2.	WEST VIRGINIA	16:46.99	Steve Kaldon, Mike Connelly, Steve Taylor, Jean-Pierre Ndayisenga, 4:11.5
3.	TEXAS	16:50.10	Brett Davis, 4:13.9; Tom Barrett, 4:15.2; Patrick Sang, 4:12.7; Joseph Chehelgo, 4:08.5
4.	SOUTHEAST MISSOURI STATE	16:50.99	Joe Lackner, Mike Byrne, Mike Vanatta, Norm Keller
5.	NOTRE DAME	16:55.47	Jim Moyar, 4:08.6; Tim Cannon, Jim Tyler, Andy Dillon
6.	MISSOURI	17:01.0	Jim Jennings, Jeff Pigg, Lars Stromo, Paul Skei
7.	KANSAS STATE	17:10.5	Steve Smith, Ron Stahl, Bob Leetch, Jon Piles
8.	WESTERN KENTUCKY	17:16.6	Philip Ryan, 4:09.5; Lance Darland, John Thomas, Jon Barker
9.	ST CLOUD STATE	17:17.3	Scott Ergen, Mark Young, Dean Brix, Pete Kessler
10.	SOUTH DAKOTA STATE	17:18.5	Todd Sheldon, Joe Flannery, Stuart Lund, Jeff Massmann
11.	OHIO STATE	17:26.8	Bob Gulias, Glenn Klassa, Sam Miller, Steve Hatch
12.	NORTHWESTERN	17:27.3	Brad Rutherford, Jim Hinckley, Keith Bruch, Steve Jaeger
13.	RICE	17:30.2	Jamie Najera, Rich Dissly, Jon Warren, Jeff Moss
14.	DE PAUL	17:31.7	Jim Dzwierzunski, Jim Fox, John Krawulski, Larry Troemel
15.	CENTRAL MISSOURI STATE	17:39.2	Mike Fairbanks, Scott Stetzler, Rick Schmid, Tony Lehr
16.	ST JOHN'S	17:44.0	John Gathje, Charlie Mahler, Jim Gathje, Bob Stromwall
17.	ST THOMAS	17:48.1	Frank Bielinski, Tom Faust, John Schiller, Mike Mikulski
18.	NORTH CENTRAL	17:49.2	Ray Krauss, Jay Rogers, Mike Newman, Todd Jacobson
19.	LOYOLA	17:54.0	Rich Eber, Gary Donzelli, Steve Rosenblum, Barry Feldner
20.	LUTHER	18:12.1	Mike Carney, Loran Storts, Chris Estrem, Paul Quere
21.	CHICAGO	18:29.8	Bob Fisher, Aaron Rourke, David Raskin, Mark Giffen
22.	MACALESTER	18:32.9	Mike Westberg, Dave Miller, Doug Christie, Eric Thornton
23.	WARTBURG	18:43.7	Dan Huston, Todd Martensen, Scott Smith, LaBrent Lawler
24.	AUGUSTANA-ILLINOIS	18:53.3	Dan Harlan, Rich Spring, Doug Roegner, Mike Sakach
25.	ST AMBROSE	19:17.8	Andy Kneiry, Shawn Connelly, Nick Steinbach, Matt Muluaney

4 X 1600-METER RELAY, University & College Final, Cont'd.

EVENT 3

26. CENTRAL 19:53.7 Rod Lavarias, Kelly Egen, Bob Wampler,
 Brad Poust
 EASTERN MICHIGAN - Did Not Finish

100-METER DASH, Women's Invitational Final (Wind 4.0mps Against)

EVENT 5

1.	Gwendolyn Torrence	GEORGIA	11.83
2.	Angela Thacker	NEBRASKA	11.89
3.	Susan Shurr	TEXAS	11.91
4.	Kris Eiring	WISCONSIN	11.95
5.	Lillie Leatherwood	ALABAMA	11.99
6.	Teri Smajstrla	TEXAS	12.00
7.	Elaine Jones	IOWA	12.12
8.	Eunice Jones	JACKSON STATE	12.14

800-METER RUN, Masters Final

EVENT 8

1.	Gene Timberlake, Rice Track Club	2:02.83
2.	Ralph Trimble, Urbana, Illinois	2:02.92
3.	Jim Braig, Mississippi Valley Running Assn.	2:06.09
4.	David Griffith, Twin Cities Track Club	2:06.65
5.	Eric Elbel, Delta Running Club	2:07.79
6.	Michael Brazier, University of Chicago TC	2:11.18
7.	Phillip Lorenc, Club North Shore	2:11.19
8.	Tom Egbert, Plains Track Club	2:14.5

4 X 100-METER RELAY, Women's Invitational Final

EVENT 11

1.	TEXAS	44.47	Teri Smajstrla, Terri Turner, Juliet Cuthbert, Susan Shurr
2.	NEBRASKA	44.65	Rhonda Blanford, Deb Powell, Jennie Badami, Angela Thacker
3.	PRAIRIE VIEW	44.91	Deirdre Jackson, Evan Williams, Jocelyn Tantun, Easter Gabriel
4.	JACKSON STATE	46.06	Lorna Chatman, Eunice Jones, LaVaughn Hanna, Vivian Brown
5.	GEORGIA	46.20	Carmen Gordon, Sandra Smith, Kara Houston, Gwen Torrence
	WISCONSIN - Did Not Finish		
	IOWA - Did Not Finish		

J.M. Saunderson 4 X 800-METER RELAY, College Invitational Final

EVENT 13

1.	CALIFORNIA POLY-POMONA	7:32.64	Matt Blaty, 1:53.5; Eric Behring, 1:54.8; Tony Reyes, 1:52.8; Demetrius Cook, 1:51.4
2.	NEBRASKA-OMAHA	7:38.24	Duane Stueben, Phil Dew, Gerald Harder, Mike Jones
3.	WISCONSIN-LA CROSSE	7:42.44	Rick Meister, Dave Schommer, Aaron Williams, Brian Knier
4.	SIMPSON	7:42.90	Mike Christiansen, Jeff Brooks, Greg Hancock, Kirk Pedersen
5.	CENTRAL STATE	7:47.36	Charles Jones, Joe Scott, Alan Barnes, Keith Singleton
6.	WISCONSIN-STEVENS POINT	7:47.38	Don Fogltanz, Bob Hujik, Tom Shannon, Tom Peterson

J.M. Saunderson 4 X 800-METER RELAY, College Invitational Final, Cont'd. EVENT 13

7.	AUGUSTANA-ILLINOIS	7:48.2	Doug Sand, Steve Gransch, Tom Krieger, Eric Volkert
8.	SOUTH DAKOTA STATE	7:49.1	Vern Holbert, Everett Gebhart, Rob Beyer, Ervin Gebhart
9.	MOORHEAD STATE	7:50.4	John Alin, Brad Milbeck, Mark Ryan, Keith Haverlind
10.	NORTHEAST MISSOURI STATE	7:52.8	Marty Sprague, Tim Brown, Brian Martz, Mike Shelton
11.	NORTH CENTRAL	7:54.9	John Brolley, Matt Nolan, Gary Peterson, Rod Grady
12.	NORTHWEST MISSOURI STATE	7:57.8	David Cameron, Reynold Middleton, Robert Lawren Tom Lester
13.	SOUTHEAST MISSOURI STATE	7:57.9	Shawn Carlile, Mike Byrne, Norm Keller, Joe Lackner
14.	PARK	7:58.1	Wally West, Ron Chisolm, Eddie Hicks, Mark Gregory
15.	NORTHWESTERN	7:58.9	Jeff Engelhardt, Jeff VanderBerg, Murray Hulstein, Donley Hoogveen

FRANK CRAMER 4 X 800-METER RELAY, University Invitational Final EVENT 14

1.	BAYLOR	7:25.39	John Robinson, 1:52.5; Bob Forsythe, 1:50.2; Steve Horton, 1:52.1; Derwin Graham, 1:50.4
2.	EASTERN MICHIGAN	7:25.55	Joe Codrington, 1:51.5; P.J. Osika, 1:50.1; Bradford Horton, 1:55.6; Earl Jones, 1:48.4
3.	TEXAS	7:33.85	George Bean, Joe Trickey, Kuel Clark, George Collins
4.	PRAIRIE VIEW	7:36.35	Ernest Bell, Bryan McKinley, Mel Trahan, Billy Spears, 1:54.9
5.	NORTHERN IOWA	7:37.07	Steve Muntz, Paul Egger, Solamon Anderson, Kirk Anderson
6.	NEBRASKA	7:37.84	Mark Gunby, Mark Perlinger, Gerard O'Callaghan, Glen Cunningham
7.	PURDUE	7:38.77	Jim Nagle, Brad Jones, Neil Carter, Troy Furnivall
8.	ILLINOIS STATE	7:38.2	Mike Clark, Gordon Smith, Mike Sullivan, John Sullivan
9.	NORTHWESTERN	7:39.8	Mark Keller, Chuck Croft, Bob Mau, Paul Santer
10.	CINCINNATI	7:40.6	Jeff Johnson, Will Tolliver, Gary Valentine, Doug Wiesman
11.	MISSISSIPPI	7:41.2	Cornelius Tate, Nicky Nelson, Doug Smith, Victor Shine
12.	MINNESOTA	7:43.7	Brian Maas, Brian Schmidt, Mike Moran, Roger Roettger
13.	JACKSON STATE	7:45.9	Lamont Crichlow, Freddie Harrington, Steven Carter, Damien Mendoza
14.	MARQUETTE	7:53.2	Dave Uhrich, Tim Robinson, Dave Neubauer, Dave Kaluzny
15.	HOUSTON BAPTIST	7:59.9	Charlie Foreman, Nuerl Ramirez, Lowell Jones, Anthony Dickerson
16.	MISSOURI	7:59.9	Todd Warner, Rob Stelter, Jeff Pigg, Jim Jennings

IOWA - Disqualified--#2 cut in too soon--ran 7:25.59

Ceasar Smith, 1:51.3; Ricky Smith, 1:50.4; Paul Chepkwony, 1:53.1; Andy Wiese, 1:50.8

400-METER INTERMEDIATE HURDLES, Women's Invitational Final

EVENT 16

1.	Nawal El Moutawkil	IOWA STATE	55.37
2.	Leisa Davis	Stilwater, Oklahoma	58.50
3.	Sybil Perry	PURDUE	59.10
4.	Teresa Hoyle	Metroplex Striders	59.46
5.	Nicole Ali	NEBRASKA	1:00.07
6.	April Cook	TEXAS	1:00.7
7.	Dana Wright	York Optimist Track Club	1:01.2
8.	Kelley Mathews	IOWA STATE	1:01.8

NEW DRAKE RELAYS & COLLEGIATE RECORD: Nawal El Moutawkil, Iowa State - :55.37

OLD DRAKE RELAYS RECORD: :58.11, Lynne Gamble, Prairie View, 1983

OLD COLLEGIATE RECORD: :55.67, Nawal El Moutawkil at Kansas Relays April 21, 1984

400-METER INTERMEDIATE HURDLES, University & College Finals

EVENT 17

1.	Danny Harris	IOWA STATE	49.4
2.	Jon Thomas	INDIANA	49.7
3.	Henry Amike	MISSOURI	50.8
4.	Chappell Henderson	TEXAS A & M	51.5
5.	Don Burrell	ILLINOIS STATE	51.9
6.	Sam Nwosu	SOUTHERN ILLINOIS	52.2
7.	Duane Bryght	DRAKE	1:02.7
	Kenny Nesbitt, Middle Tennessee - Did Not Finish		

TIES DRAKE RELAYS RECORD: Danny Harris, Iowa State - :49.4

:49.4y, Ralph Mann, Brigham Young, 1970

4 X 200-METER RELAY, College Final

EVENT 19

1.	SOUTHEAST MISSOURI STATE	1:25.21	Ken McNair, Rob Thomas, Dave Jackson, Mike Dwyer
2.	NORTHWEST MISSOURI STATE	1:27.03	Alan McCrary, James Robinson, H.P. Nelson, Mike Harris
3.	NORTH DAKOTA STATE	1:27.30	Stacy Robinson, John Bodine, James Molstre, Step Weiland
4.	WAYLAND BAPTIST	1:27.56	Mansour Salem, Robert Johnson, Ray Smith, Borns Andama
5.	NORTHWOOD	1:28.44	Eric Butler, Dale Washington, Charles Rogers, Dennis Moore
6.	CENTRAL MISSOURI STATE	1:31.61	Darrell Glasco, Willie Tague, Jimmie Rocquemore, Tim Kamp
7.	NORTHERN COLORADO	1:32.06	Wayne Carter, Tom Walker, J.D. Rowlette, Eric Oglesby
	NORTHEAST MISSOURI STATE - Disqualified--2-3 out of zone--ran 1:26.68		

4 X 200-METER RELAY, University Final

EVENT 20

1.	SOUTHERN ILLINOIS	1:21.44	Parry Duncan, Tony Adams, Elvis Forde, Michael Franks
2.	OKLAHOMA	1:21.57	Don Bly, Terry McConico, Aubrey Jones, Dannie Carter
3.	MISSISSIPPI	1:22.68	Perry Cartlidge, Clarence Daniel, Melvin Dean, Tony Dees
4.	MISSISSIPPI STATE	1:24.27	Charles Spane, Steve Whiting, Yura Bryant, Ronnie Dennis

4 X 200-METER RELAY, University Final, Cont'd.

EVENT 20

5.	SOUTHERN	1:24.44	Don Washington, George Coins, Reginald Jackson, Troy Johnson
6.	TEXAS A & M	1:24.53	James Washington, Darrell Austin, Larry Kerr, Tommy Alsbrooks
7.	WEST VIRGINIA	1:26.59	Dewayne Jeter, Craig Easley, Bill Campbell, John Mair

5,000-METER RUN, Men's Invitational Final

EVENT 21

1.	Jim Spivey	Athletics West	13:46.61
2.	Brad Erickstad	Gruene Track Club	13:50.19
3.	Yobes Ondieke	IOWA STATE	13:51.95
4.	Jeff Jacobs	ILLINOIS	13:52.95
5.	Terry Brahm	INDIANA	13:53.49
6.	Mike Hallabrin	MIAMI	13:53.6
7.	Erin Rankin	Team Kangeroos	13:59.3
8.	Kerry Dickson	ILLINOIS	13:59.6
9.	Mick Bannister	COLORADO	14:02.1
10.	Scott Harper	ORAL ROBERTS	14:05.8
11.	Mark Strucko	MISSISSIPPI STATE	14:06.1
12.	Edison Wedderburn	SOUTHERN ILLINOIS	14:08.9
13.	Don Bene	ORAL ROBERTS	14:09.3
14.	Mike Collins	NOTRE DAME	14:12.0
15.	David Topham	MEMPHIS STATE	14:14.7
16.	Bryan Carroll	KANSAS STATE	14:27.0
17.	Vern Iwancin	Team Kangeroos	14:37.6
18.	Dave Morrison	MINNESOTA	14:39.1
19.	K.C. Nielsen	MISSISSIPPI	14:47.1
20.	Peter Wareham	ST THOMAS	14:50.5
21.	Bill Shuey	PURDUE	14:58.6
22.	Orly Waller	COLORADO	15:03.4
23.	Grant Whitney	CORNELL	15:07.0
24.	John Keohen	MINNESOTA	15:15.3
25.	Bacilio Garcia	BAYLOR	No Time

75th ANNUAL DRAKE RELAYS

DRAKE STADIUM, DRAKE UNIVERSITY, DES MOINES, IOWA

FRIDAY, APRIL 27, 1984

FRIDAY MORNINGOFFICIAL RESULTSUNIVERSITY & COLLEGE

WEATHER REPORT: 66° - Clear - Humidity 76% - Wind out of the Southwest, Gusts to 42mph

NOTE: Results are on accutrack timer unless otherwise noted by an "h"

400-METER INTERMEDIATE HURDLES, University & College Prelims

EVENT 17

HEAT # 1

1.	Henry Amike	MISSOURI	51.04
2.	Duane Bryght	DRAKE	51.46
3.	Steve Patterson	OKLAHOMA STATE	52.20
4.	Patrick Cheruiyot	IOWA STATE	54.27
5.	J. Jones	NEBRASKA	54.36
6.	Derrick Shepherd	TOLEDO	55.07
7.	Scott Adamson	EASTERN ILLINOIS	55.8

HEAT # 2

1.	Jon Thomas	INDIANA	51.97
2.	Kenny Nesbit	MIDDLE TENNESSEE	52.65
3.	Charles Powell	BAYLOR	53.37
4.	Bryan McKinley	PRAIRIE VIEW	53.91
5.	Dennis Nixon	WESTERN ILLINOIS	54.20
6.	David Rarick	ST CLOUD STATE	56.3
	Jay Connor, Northern Iowa - Disqualified--false start		

HEAT # 3

1.	Chappelle Henderson	TEXAS A & M	51.92
2.	Don Burrell	ILLINOIS STATE	51.93
3.	Keith Gritzek	RICE	52.76
4.	Ron Davis	MIDDLE TENNESSEE	54.34
5.	Tim Freeburg	NEBRASKA-OMAHA	54.72
6.	Tom Elliott	EASTERN MICHIGAN	54.78
7.	Kurt Saupe	WISCONSIN	55.2
8.	Brad Thomas	SOUTHEAST MISSOURI STATE	57.3

HEAT # 4

1.	Danny Harris	IOWA STATE	51.84
2.	Sam Nwosu	SOUTHERN ILLINOIS	52.56
3.	Michael Thompson	TEXAS	54.35
4.	Paul Chepkwony	IOWA	54.70
5.	Cleo Battle	COLORADO	56.34
6.	Kevin McKinley	PRAIRIE VIEW	56.8
7.	Mike Mueller	HAMLIN	56.8
8.	Jon Maron	GRINNELL	87.1

QUALIFIERS: Henry Amike, Missouri; Duane Bryght, Drake; Jon Thomas, Indiana; Kenny Nesbit, Middle Tennessee; Chappelle Henderson, Texas A & M; Don Burrell, Illinois State; Danny Harris, Iowa State; Sam Nwosu, Southern Illinois

4 X 100-METER RELAY, College Prelims

EVENT 37

HEAT # 1

1.	SOUTHEAST MISSOURI STATE	41.47	Rob Thomas, Mike Dwyer, Barry Hibbert, Dave Jackson
2.	NEBRASKA-OMAHA	42.95	Rich Bravo, Lawrence Allen, Mike Bridges, Mike Wellington
3.	WISCONSIN-OSHKOSH	43.01	Dan O'Hearn, Jerry Turner, Bryan Myers, Neal Taylor
4.	WARTBURG	44.31	Brad Bowman, Scott Kasik, Tom Ganerke, Rich Barnett
5.	MORNINGSIDE	44.48	Rod Ketchens, Jerry Steffen, Barry Jones, Nate Cole
6.	COE	44.95	Todd Brissey, Wayne Blackmon, Charles Davis, Brad Parsons

HEAT # 2

1.	NORTHWOOD	42.37	Eric Butler, Joseph Corbett, Dennis Moore, Dale Washington
2.	DOANE	42.72	Jeff Hageman, Mike Nicholson, Earl Madison, Otis Perry
3.	WAYLAND BAPTIST	42.76	Ray McNeal, Ray Smith, Borns Andama, Robert Johnson
4.	WINONA STATE	44.35	Enofe Osakue, Chris Nelson, Jim Mings, Tom Johnson
	DAKOTA STATE - Disqualified--#3 illegal uniform--	ran 44.50	

HEAT # 3

1.	NORTH DAKOTA STATE	41.08	Gerald Forest, John Bodine, Stacy Robinson, Steph Weiland
2.	LINCOLN	42.38	William Lacey, Terry Johnson, Phillip Pierre, Guy Wade
3.	MANKATO STATE	42.62	Larry Brown, Keith Dorsett, Mike Stephens, John Beaudot
4.	NEBRASKA WESLEYAN	42.88	Willie Wilson, Eron Keely, Jeff Heng, Scott Etherton
5.	CARLETON	43.34	John Winter, Loren Henning, Mark Winston, Rick Bollin
6.	SIMPSON	43.54	Wade Welton, Larry Hauser, Mark Buzynski, Jeff Nielsen
7.	HAMLIN	43.67	Ray Goodwin, Brade McCalla, Doug Schubert, Terry Robinson
	DUBUQUE - Disqualified--3 out of zone--	ran 44.4	

HEAT # 4

1.	NORTHEAST MISSOURI STATE	41.72	Lonnie Shan, Ray Armstead, Chuck Simmons, Trent Cuthbert
2.	ST THOMAS	42.59	Bob Helland, Mark Montague, Steve Lovasik, Tom Dufresne
3.	MILLIKIN	42.60	Richie Minor, Dave Hessel, Jeff Klinch, Deverick Lampley
4.	AUGUSTANA-ILLINOIS	43.00	Brad Price, Norm Ross, Leland Stanford, Ed Branigan
5.	BUENA VISTA	43.30	Jim Ewoldt, Scott Randall, Brade Bolden, Marc Kerscher

4 X 100-METER RELAY, College Prelims, Cont'd.

EVENT 37

HEAT # 4, Cont'd.

6.	CORNELL	43.47	Ron Hendred, Larry Bastian, Tom Olney, James Renfro
7.	MACALESTER	44.20	Randy Nelson, Eric Emmett, John Demming, Mike Schlick

HEAT # 5

1.	NORTHWEST MISSOURI STATE	41.58	Alan McCrary, James Robinson, K.P. Nelson, Mike Harris
2.	AUGUSTANA-SOUTH DAKOTA	42.19	Todd Hernandez, Tom Brown, Jeff Gross, Daryl Watson
3.	NORTH CENTRAL	43.56	Scott Nelson, Rick Campbell, Don Zych, Curtis Hudson
4.	ST JOHN'S	44.25	Pete Schmidt, Kevin Hayden, Eric Aragon, Sean Leavitt
5.	MIDLAND LUTHERAN	44.31	Rod Marshall, Joe Berger, Todd Scheer, Steve Billings
6.	WESTMAR	44.49	Tracy Miller, Brian Ramaker, Rick Durlin, Ray Jobst
7.	GRINNELL	45.5	Jon Maron, Doug Wright, Dave Dorsey, Jeff Greene
	NORTHERN COLORADO - Disqualified--#1 out of zone--ran	42.61	

QUALIFIERS: Southeast Missouri State, Northwood, North Dakota State, Northeast Missouri State, Northwest Missouri State, Lincoln, St. Thomas, Augustana-Illinois

4 X 100-METER RELAY, University Prelims

EVENT 38

HEAT # 1

1.	IOWA	40.29	Gordon Beecham, Terrance Duckett, Victor Greer, Robert Smith
2.	INDIANA	40.87	Dezi Douglas, Roger Hunter, Steve Turner, Albert Robinson
3.	RICE	40.89	Wayland Mason, Steven Hall, Willie Mays, Elliston Stinson
4.	WESTERN ILLINOIS	41.67	Michael Stevenson, Michael Turley, DuBois McDavis, Wendell McKemey
5.	MICHIGAN STATE	42.13	Dennis Felton, Rodney Benson, De Halluhs, Kelvin Scott

HEAT # 2

1.	BAYLOR	40.56	Bruce Davis, Johnny Thomas, Willie Caldwell, Zeke Jefferson
2.	SOUTHERN	41.19	Michael Adams, Don Washington, George Coins, Troy Johnson
3.	MEMPHIS STATE	41.20	Michael Hudson, Victor Lacey, Tyjuan Cowan, Charles Marshall
4.	NEBRASKA	41.25	Stephan Fletcher, Ed Ross, Dennis Wallace, Anthony Small
5.	OHIO STATE	42.44	Ron Broughton, Zoraba Ross, Joe Banks, Hussain Baser

4 X 100-METER RELAY, University Prelims, Cont'd.

EVENT 38

HEAT # 3

1.	OKLAHOMA	40.16	Dannie Carter, Kevin Young, Aubrey Jones, Don Bly
2.	SOUTHERN ILLINOIS	40.36	Parry Duncan, Tony Adams, Elvis Forde, Michael Franks
3.	WISCONSIN	40.91	David Jackson, Al Toon, Robert Hackett, Wayne Roby
4.	TEXAS A & M	41.18	James Washington, Darrell Austin, Larry Kerr, Tommy Alsbrooks
5.	NORTHERN IOWA	42.11	Jay Connor, John Wisman, Eric White, Doug Case
6.	MARQUETTE	43.53	Pat Weas, Jon Wayland, Mark Carey, Phil Rose

HEAT # 4

1.	MISSISSIPPI	40.18	Earl Bridges, Perry Cartlidge, Clarence Danie Tony Dees
2.	TEXAS	41.07	Robert Kimble, Oddur Sigurdsson, John Patters Gary Roberson
	ILLINOIS - Disqualified--1-2 out of zone--ran 41.02		
	OKLAHOMA STATE - Disqualified--1st runner dropped baton		
	WEST VIRGINIA - Did Not Finish		

QUALIFIERS: Iowa, Indiana, Baylor, Southern, Oklahoma, Southern Illinois, Mississippi, Te

4 X 200-METER RELAY, College Prelims

EVENT 19

HEAT # 1

1.	NORTHEAST MISSOURI STATE	1:25.75	Lonnie Shan, Ray Armstead, Chuck Simmons, Trent Cuthbert
2.	WAYLAND BAPTIST	1:27.90	Mansour Salem, Ray Smith, Robert Johnson, Borns Andama
3.	NORTHERN COLORADO	1:29.12	Wayne Carter, Tom Walker, J.D. Rowlette, Eric Oglesby
4.	AUGUSTANA-ILLINOIS	1:29.27	Brad Price, George Juvinall, Leland Stanford, Ed Branigan
5.	KEARNEY STATE	1:30.69	Bob Duman, Dan Behn, Mike Duman, Dwaine Schmitt
6.	WARTBURG	1:32.50	Rich Barnett, Tom Gauerke, Joe Creswell, Scott Kasik

HEAT # 2

1.	NORTHWEST MISSOURI STATE	1:25.76	Alan McCrary, James Robinson, H.P. Nelson, Mike Harris
2.	NORTH DAKOTA STATE	1:26.85	Jeffrey Conley, John Bodine, Stacy Robinson, James Molstre
3.	LINCOLN	1:28.41	William Lacey, Terry Johnson, Phillip Pierre, Carl Safford
4.	ST THOMAS	1:30.06	Paul Voss, Chris Gemlo, Bob Helland, Steve Lovasik
5.	HAMLIN	1:32.00	Doug Schubert, Mike Williams, Pat Carr, Jim Reidt
6.	WESTMAR	1:32.4	Tracy Miller, Ray Jobst, Brian Ramaker, Randy Ramaker
	AUGUSTANA-SOUTH DAKOTA - Disqualified--#1 out of lane		

4 X 200-METER RELAY, College Prelims, Cont'd.

EVENT 19

HEAT # 3

1.	NORTHWOOD	1:27.01	Eric Butler, Dale Washington, Charles Rogers Dennis Moore
2.	DOANE	1:29.99	Jeff Hageman, Mike Nicholson, Earl Madison, Otis Perry
3.	LORAS	1:30.34	Scott Gaushirt, Mike Gibbs, Dave Foecking, Dan Drish
4.	ST OLAF	1:30.39	Rich Falck, Kevin Hjerpe, Scott Wagnild, Rich Kleber
5.	BUENA VISTA	1:30.45	Jim Ewoldt, Scott Randall, Brad Bolden, Marc Kerscher
6.	NORTH CENTRAL	1:31.22	Rick Campbell, Don Zych, Curtis Hudson, Scott Nelson
7.	WINONA STATE	1:31.97	Enofe Osakue, Chris Nelson, Jim Mingus, Tom Johnson

HEAT # 4

1.	CENTRAL MISSOURI STATE	1:30.29	Darrell Glasco, Willie Tague, Jimmie Rocquen Tim Kamp
2.	NEBRASKA WESLEYAN	1:30.59	Willie Wilson, Eron Keely, Jeff Heng, Scott Etherton
3.	MACALESTER	1:31.64	Randy Nelson, Eric Emmette, John Demming, Mike Schlick
4.	ST JOHN'S	1:32.54	Pete Schmidt, Kevin Hayden, Sean Leavitt, Greg Dudziak
5.	SIMPSON	1:32.9	Wade Welton, Larry Hauser, Mark Buzynski, Jeff Nielsen
6.	DAKOTA STATE	1:32.9	Russ Johnson, Lorin Larsen, Tim Casper, Doug Blasman
	WISCONSIN-MILWAUKEE - Disqualified--2 -3	out of zone--ran 1:30.97	

HEAT # 5

1.	SOUTHEAST MISSOURI STATE	1:26.45	Barry Hibbert, Ken McNair, Dave Jackson, Mike Dwyer
2.	WISCONSIN-OSHKOSH	1:29.18	Dan O'Hearn, Jerry Turner, Bryan Myers, Neal Taylor
3.	CORNELL	1:30.42	Ron Hendred, Larry Bastian, James Renfro, David Thumm
4.	SOUTH DAKOTA	1:30.83	Mick David, Courtner Clayborne, Darin Ennis, Mike Fisher
5.	WISCONSIN-PLATTEVILLE	1:33.72	Mike Hintz, Dan Hinz, O.D. King, John Behr
6.	MIDLAND LUTHERAN	1:34.0	Rod Marshall, Joe Berger, Todd Scheer, Steve Billings
	MORNINGSIDE - Did Not Finish		

QUALIFIERS: Northeast Missouri State, Northwest Missouri State, Northwood, Central Missouri State, Southeast Missouri State, Northern Colorado, Wayland Baptist, North Dakota State

4 X 200-METER RELAY, University Prelims

EVENT 20

HEAT # 1

1.	OKLAHOMA	1:23.34	Kevin Young, Terry McConico, Aubrey Jones, Dannie Carter
2.	WEST VIRGINIA	1:26.78	Dewayne Jeter, Craig Easley, Bill Campbell, John Mair
3.	DE PAUL	1:28.84	Sammie Wayne, Jim Birgans, Kerry Sloan, Dale Tobias
4.	MARQUETTE	1:30.20	Pat Weas, Jon Wayland, Mark Carey, Phil Rose

HEAT # 2

1.	SOUTHERN ILLINOIS	1:22.9	Parry Duncan, Tony Adams, Elvis Forde, Michael Franks
2.	MISSISSIPPI STATE	1:25.0	Charles Spane, Curtis McCullom, Yura Bryant, Ronnie Dennis
3.	MICHIGAN STATE	1:26.5	Rodney Benson, Dennis Felton, De Hallums, Kelvin Scott
4.	NORTHERN IOWA	1:28.1	Doug Case, Jay Connor, Brooks Glasnapp, John Wisman

HEAT # 3

1.	OKLAHOMA STATE	1:23.86	Ken Zachary, Curtis Thomas, Sterling Starks, Desmond Ross
2.	SOUTHERN	1:25.18	Don Washington, George Coins, Reginald Jackson, Troy Johnson
3.	WESTERN ILLINOIS	1:26.54	Mike Stevenson, Mike Turley, DuBois McDavis, Wendell McKemey
4.	MEMPHIS STATE	1:27.23	Michael Hudson, Victor Lacey, Tyjuan Cowan, Charles Marshall

HEAT # 4

1.	MISSISSIPPI	1:22.9	Perry Cartlidge, Clarence Daniel, Melvin Dees, Tony Dees
2.	TEXAS A & M	1:24.5	James Washington, Darrell Austin, Larry Kern, Tommy Alsbrooks
3.	DRAKE	1:25.4	Skeet Spotser, Mike Ockerman, Derek Kilstrom, Les White

WISCONSIN - Did Not Finish

QUALIFIERS: Oklahoma, West Virginia, Southern Illinois, Mississippi State, Oklahoma State, Southern, Mississippi, Texas A & M

4 X 400-METER RELAY, Women's Invitational Prelims

EVENT 55

HEAT # 1

1.	GRAMBLING (NEW RECORD)	3:34.6	Cynthia Green, Yolande Small, Bernadette John, Gail Emmanuel
2.	PRAIRIE VIEW	3:39.4	LaVonda Lockett, Norrie McAfee, Jocelyn Tatum, Easter Gabriel
3.	SOUTHERN ILLINOIS	3:53.4	Debra Davis, Tammy Talbert, Karen Cooper, Denise Blackman
4.	KEARNEY STATE	3:59.3	Renee Cox, Lora Bolte, Beth Wilson, Sarah Reed
5.	NORTHEAST MISSOURI STATE	4:03.8	Teri Gipple, Nancy Witte, Jennifer Rumley, Jill Bonnstetter

HEAT # 2

1.	NEBRASKA	3:40.7	Holly Ashmore, Marcia Tate, Jennie Badami, Nicole Ali
2.	PURDUE	3:43.4	Sybil Perry, Teresa Rozier, Heidi Hackel, Jill Sias
3.	JACKSON STATE	3:45.8	Karen Lawson, LaVaughn Hanna, Vivian Brown, Wanda Carter
4.	AIR FORCE	3:52.0	Arcolar Harrison, Cheryl Cleveland, Barbara Fogel, Gail Conway
5.	COLORADO	3:53.3	Jai Rogers, Laura Novell, Dawn Taylor, Nina Bell
6.	MINNESOTA	3:55.5	Carol Peterka, Steph Stoltman, Mary Shields, Gorecki

HEAT # 3

1.	TEXAS	3:42.9	Susan Shurr, Florence Walker, April Cook, Terri Turner
2.	TOLEDO	3:48.7	Greta Peterson, Lana Rice, Dawn Babcock, Alan Hammond
3.	DRAKE	3:50.2	Deborah Ross, Krystal Griffin, Sirpa Niemelä, Carlon Blackman
4.	MANKATO	3:59.1	Jere Domes, Tracy Hyde, Kelli Powell, Michelle Olson
5.	NORTH DAKOTA STATE	4:12.8	Beth Cooper, Debbie Rutt, Deb Bergerson, Lisa Swan
6.	HASTINGS	4:11.1	Patty Ferguson, Linda Jarboe, Sharit Thompson, Betsy Quarton

QUALIFIERS: Grambling, Prairie View, Nebraska, Texas, Purdue, Jackson State, Toledo, Drake

NEW DRAKE RELAYS RECORD--3:34.6 - Grambling

OLD RECORD: 3:34.82 - Nebraska, 1983

SPRINT MEDLEY RELAY, University Prelims

EVENT 47

HEAT # 1

1.	IOWA	3:19.80	Terrance Duckett, Victor Greer, Ken Williams, Paul Chepkwony
2.	INDIANA	3:20.45	Albert Robinson, Roger Hunter, Sunder Nix, James Murphy
3.	ILLINOIS	3:22.65	Derrick Gentry, Lester Washington, Kevin Brooks, Tony Guercio
4.	MISSISSIPPI STATE	3:23.27	Steve Whiting, George Washington, Sherman Arn Joseph Gwaro
5.	COLORADO	3:26.63	Sergei Thomas, Celo Battle, Nate Cruze, Mike Robinson
6.	INDIANA STATE	3:29.86	Jeff Rudolph, Dwight Williams, Larry Aships, Glenn Richie

HEAT # 2

1.	EASTERN MICHIGAN	3:20.5	Mike Calhoun, Dave Phillips, Bradford Horton, Earl Jones (1.47.0)
2.	HOUSTON BAPTIST	3:20.9	Collins Mensau, Lowell Jones, Leo Monsejue, Anthony Dickenson
3.	MISSOURI	3:22.5	Chidi Imoh, Chuks Olisah, John Okoye, Rob Stelter
4.	MEMPHIS STATE	3:24.7	Michael Hudson, Charles Marshall, Victor Lace Gary York
5.	OHIO STATE	3:28.8	Ron Broughton, Joe Banks, Zoraba Ross, Bob Golias

HEAT # 3

1.	ALABAMA	3:17.7	Lamar Smith, Walter Monroe, Terry Menefee, Tony Davis (1:50.0)
2.	DRAKE	3:21.0	Skeet Spotser, Mike Ockerman, Duane Bryght, 4 Sterling Martin, 1:51.6
3.	NOTRE DAME	3:22.0	Phil Gilmore, Mitch VanEyken, Dan Shannon, John McNelis, 1:52.8
4.	DE PAUL	3:32.3	Kerry Sloan, Dale Tobias, Darryl Robinson, Carl Webb
5.	TOLEDO	3:33.6	Kip Crayton, Mark Musgrave, Derrick Shepherd, Carl Bow

HEAT # 4

1.	JACKSON STATE	3:22.08	Ronald Whilsett, Nilton Henderson, Oswald Peters, Lamond Crichlow
2.	RICE	3:23.25	Elliston Stinson, Steven Hall, John Bell, Craig Hermann
3.	IOWA STATE	3:24.89	David Palmer, Elliott Hanna, Todd Holm, Jon Hoogensen
4.	WEST VIRGINIA	3:33.91	Craig Easly, Bill Campbell, Marcus Jackson, Doug Molnar

TEXAS A & M - Disqualified--2-3 out of zone--ran 3:21.24

QUALIFIERS: Iowa, Indiana, Eastern Michigan, Houston Baptist, Alabama, Drake, Jackson State, Rice

SPRINT MEDLEY RELAY, College Prelims

EVENT 46

HEAT # 1

1.	SOUTHEAST MISSOURI STATE	3:23.7	Barry Hibbert, Mike Dwyer, Rob Thomas, Carl Bell
2.	HASTINGS	3:32.2	Bruce Mieth, Thomas Lee, Jeff Mages, Rob Spykstra
3.	OKLAHOMA CHRISTIAN	3:32.2	Don Smith, David Stanton, Brett McKnight, Joe Alexander
4.	NORTHERN COLORADO	3:35.7	J.D. Ronlett, J.R. Redwine, Eric Oglesby, Paul Scott
5.	WARTBURG	3:43.3	Rich Barnett, Tom Gauerke, Joe Creswell, Dan Houston
6.	WESTMAR	3:46.2	Brian Ramaker, Randy Ramaker, Ray Jobst, LeRoy Wichers
	MORNINGSIDE - Disqualified--# 2 out of zone--ran 3:39.4		

HEAT # 2

1.	CORNELL	3:20.56	Ron Hendred, James Renfro, Dave Thumm, Rich Harris
2.	SIMPSON	3:29.82	Wade Welton, Mark Buzynski, Jeff Nielsen, Kirk Pedersen
3.	MIDLAND LUTHERAN	3:35.08	Todd Scheer, Steve Billings, Craig Curran, Dan Degson
4.	AUGUSTANA-ILLINOIS	3:37.29	Brad Price, George Juvinall, Tom Krieger, Kevin Soeken
5.	LUTHER	3:38.69	Keith Leroy, Jeep Kust, Scott Leith, C.G. Johnson
6.	WISCONSIN-PLATTEVILLE	3:41.17	Mike Hintz, Dan Hinz, Jeff Hubbard, Barry Wallen
	NEBRASKA-OMAHA - Disqualified--1-2 before zone--ran 3:38.15		

HEAT # 3

1.	NORTH DAKOTA STATE	3:28.8	Stacy Robinson, John Bodine, Steph Weiland, Mike Elshaw
2.	LINCOLN	3:29.6	William Lacey, Terry Johnson, Phillip Pierr, Carl Safford
3.	NEBRASKA-WESLEYAN	3:31.1	Willie Wilson, Scott Etherton, Jeff Heng, John Ross
4.	CENTRAL MISSOURI STATE	3:31.8	Jimmie Rocquemore, Darrell Glasco, Willie Tague, Kevin Clark
5.	WISCONSIN-MILWAUKEE	3:33.7	Sam Graham, Ray Williams, Tom Stefaniak, Ken Lobias
6.	ST AMBROSE	3:36.6	Mike Anton, Sam Bolden, D.J. Necker, Andy Kneiry
7.	DAKOTA STATE	3:38.6	Russ Johnson, Tim Casper, Lorin Larsen, Mark Davison

SPRINT MEDLEY RELAY, College Prelims, Cont'd.

EVENT 46

HEAT # 4

1.	NORTHWEST MISSOURI STATE	3:26.7	Mike Harris, James Robinson, K.P. Nelson, Tom Lester
2.	SOUTH DAKOTA	3:27.6	Mick David, Kevin Hoefling, Dave Case, Mike Martin
3.	CALIFORNIA POLY-POMONA	3:28.1	Galen Cook, Tyrone Robinson, Jeff L. Williams Jeff T. Williams
4.	HAMLIN	3:32.1	Ray Goodwin, Brad McCalla, Mike Mueller, Todd Wallenfelt
5.	ST THOMAS	3:32.9	Mark Montague, Tom Dufresne, John Murray, Louis Wojack
6.	ST CLOUD STATE	3:36.1	James Randle, Dave Rarick, Dean Brix, Bob McGrath

HEAT # 5

1.	WISCONSIN-OSHKOSH	3:26.4	Neil Taylor, Dan O'Hearn, Ken Ramirez, Max Harn
2.	DOANE	3:26.4	Jeff Hageman, Otis Perry, Brent Harsin, Gregg Larson
3.	MOORHEAD STATE	3:27.4	Shawn Grabow, Scott Anderson, Keith McCarty, Keith Haverland
4.	NORTHWESTERN	3:34.9	Bill Gutz, Doug Beldeer, Murray Hulstein, Donley Hoogeveen
5.	ST OLAF	3:26.2	Rich Kleber, Kevin Hjerpe, Scott Wagnild, Jeff Danish
6.	DUBUQUE	3:38.7	Jim Kiwala, Mike Lavigne, Steve Ferguson, Neil Nichol
7.	MACALESTER	3:41.2	Randy Nelson, Eric Emmette, Sean Heath, Mike Schlick
	CENTRAL - Disqualified--2-3 out of zone--	ran 3:29.9	

HEAT # 6

1.	CENTRAL STATE	3:28.99	Doug Gonzales, Gerard Alexander, Keith Singleton, Joe Scott
2.	SOUTH DAKOTA STATE	3:29.78	Mark McConnell, Ervin Gebhart, Jeff Tiefenthaler, Rob Beyer
3.	MANKATO STATE	3:29.79	Keith Dorsett, Mike Stephens, John Beaudot John Tuma
4.	COE	3:24.62	Charles Davis, Brad Parsons, Mike Vance, Bob Shanahan
5.	WINONA STATE	3:34.62	Enofe Osakue, Tom Johnson, John Kahoun, Joe Kiekbusch
6.	LORAS	3:35.02	Dave Fuecking, Dan Drish, Scott Ganshirt, Don Elbert
7.	ST JOHN'S	3:40.73	Pete Schmidt, Greg Dudziak, Jon Dagen, Tim Butterfield
	WISCONSIN-STEVENS POINT - Disqualified--2-3 out of zone--	ran 3:32.89	

QUALIFIERS: Southeast Missouri State, Cornell, North Dakota State, Northwest Missouri State, Wisconsin-Oshkosh, Central State, Doane, Moorhead State

110-METER HIGH HURDLES, University & College Prelims

EVENT 28

HEAT # 1 -- Wind 3.45mps Against

1.	Ed Ross	NEBRASKA	14.20
2.	Derrick Gentry	ILLINOIS	14.49
3.	Skeet Spotser	DRAKE	14.68
4.	Ken McNair	SOUTHEAST MISSOURI STATE	14.74
5.	Robert Johnson	WAYLAND BAPTIST	15.03
6.	Tim Freeburg	NEBRASKA-OMAHA	15.21
7.	Shawn Grabow	MOORHEAD STATE	15.3
8.	Todd Harris	PITTSBURG STATE	15.4

HEAT # 2 -- Wind 2.06mps Against

1.	Jay Connor	NORTHERN IOWA	14.38
2.	Albert Jones	OKLAHOMA STATE	14.54
3.	Ray Hollier	SOUTHERN	14.69
4.	Ronnie McCoy	IOWA	14.81
5.	Clifton Franklin	MISSISSIPPI STATE	14.87
6.	Don Burrell	ILLINOIS STATE	14.90
	Walt Curry, Iowa State - Disqualified--false start		
	Joe Corbett, Northwood - Did Not Finish--fell		

HEAT # 3 -- Wind 3.6mps Against

1.	Tony Dees	MISSISSIPPI	14.28
2.	Wayne Roby	WISCONSIN	14.57
3.	Alan Cooper	SOUTHERN	14.58
4.	Kenny Nesbitt	MIDDLE TENNESSEE	14.84
5.	David Groen	IOWA STATE	14.98
6.	Michael Thompson	TEXAS	15.35
7.	Dale Washington	NORTHWOOD	15.36
8.	Larry Streeter	INDIANA	15.38

HEAT # 4 -- Wind 4.7mps Against

1.	Reyna Thompson	BAYLOR	14.51
2.	Stephan Fletcher	NEBRASKA	14.54
3.	Ron Davis	MIDDLE TENNESSEE	14.64
4.	Ray Hutchinson	TEXAS	15.07
5.	Bill Dorsam	NORTHEAST MISSOURI STATE	15.13
6.	Ray McNeal	WAYLAND BAPTIST	15.23
7.	Darrel Lawson	EASTERN MICHIGAN	15.27

QUALIFERS: Ed Ross Nebraska; Derrick Gentry, Illinois; Jay Connor, Northern Iowa; Albert Jones, Oklahoma State; Tony Dees, Mississippi; Wayne Roby, Wisconsin; Reyna Thompson, Baylor; Stephan Fletcher, Nebraska

100-METER DASH, University & College Prelims

EVENT 30

HEAT # 1 -- Wind - 4.00mps Against

1.	Robert Hackett	WISCONSIN	10.83
2.	Ken Zachery	OKLAHOMA STATE	10.84
3.	Mike Ockerman	DRAKE	11.04
4.	Jim Birgans	DE PAUL	11.10
5.	Kevin Young	OKLAHOMA	11.16
6.	Steven Wallace	KANSAS STATE	11.27

HEAT # 2 -- Wind - 6.33mps Against

1.	Chidi Imoh	MISSOURI	10.91
2.	Anthony Small	NEBRASKA	11.03
3.	Elliott Hanna	IOWA STATE	11.17
4.	Daryl Swann	CINCINNATI	11.22
5.	Phil Gilmore	NOTRE DAME	11.22
6.	Trent Cuthbert	NORTHEAST MISSOURI STATE	11.24
7.	Ron Hendred	CORNELL	11.53

HEAT # 3 -- Wind - 7.9mps Against

1.	Claude Magee	EASTERN ILLINOIS	10.93
2.	Doug Case	NORTHERN IOWA	11.25
3.	Dave Phillips	EASTERN MICHIGAN	11.27
4.	Rodney Johnson	CINCINNATI	11.28
5.	Francis Ude	MINNESOTA	11.41
6.	John Beaudot	MANKATO STATE	11.45
7.	Sergei Thomas	COLORADO	11.80

HEAT # 4 -- Wind - 4.9mps Against

1.	Mitchell Brookins	ILLINOIS	10.97
2.	Alvin McNair	PURDUE	11.09
3.	Robert Smith	IOWA	11.20
4.	Dave Jackson	WISCONSIN	11.26
5.	Eric Oglesby	NORTHERN COLORADO	11.63
6.	Jeff Nielsen	SIMPSON	11.68

QUALIFIERS: Robert Hackett, Wisconsin; Ken Zachery, Oklahoma State; Chidi Imoh, Missouri; Anthony Small, Nebraska; Claude Magee, Eastern Illinois; Doug Case, Northern Iowa; Mitchell Brookins, Illinois; Alvin McNair, Purdue

DR. CHANNING SMITH 4x400-METER RELAY, College, Preliminaries

EVENT 5

HEAT ONE

1. SOUTHEAST MISSOURI STATE	3:12.65	Dave Jackson, 48.8; Carl Bell, 48.6; Mike Dwyer, 47.6; Rob Thomas 47.6
2. LINCOLN	3:16.65	Terry Johnson, Sandy Nunnley, Philip Pierre Louis, Carl Safford
3. AUGUSTANA - ILLINOIS	3:22.63	Steve Immke, 51.6; Leland Stanford 51.0; Brad Price, 51.1; Phil Hodgkinson, 49.9
4. ST. OLAF	3:26.56	Kevin Hjerger, Jeff Danish, Rich Kleber, Scott Wagnild
5. CHICAGO	3:30.82	Tony Root, Reginald Mills, John Seykora, Guy Yasko

HEAT TWO

1. WAYLAND BAPTIST	3:17.39	Norman Brown, 47.6; Robert Johnson, 50.3; Andama Borns, 49.2; Joe Mercer 50.2
2. DOANE	3:18.87	Otis Perry, Gregg Larson, Cliff Kester, Brent Harsin
3. NORTH CENTRAL	3:20.77	Scott Nelson, John Brolley, Don Helberg, Dennis Peroin
4. ST. CLOUD STATE	3:22.66	David Rarick, 51.3; James Raudle, 49.5; Mark Young, 51.4; Bob McGrath, 50.5
5. MILLIKIN	3:27.69	Kevin Brown, Devrick Lampley, Jeff Klinck, Dave Hessel
6. GRINNELL	3:31.9	Jon Maron, Doug Wright, Jeff Green, Darrell, Scott

HEAT THREE

1. SOUTH DAKOTA	3:17.2	Kevin Hoefling, Courtney Clayborne, Mike Martin, Dave Case
2. CENTRAL STATE	3:18.8	Charles Jones, 50.6; Dale Clayton, 50.1; Keith Singleton 48.4; Gerard Alexander 49.
3. PARK	3:20.4	Eddie Hicks, Mark Gregory, Wally West, Vernon Harlan
4. CENTRAL	3:23.3	Brad Schulze, 52.0; Joe Martin, 50.0; Kevin Geary 49.3; Jerry Quick, 51.0
5. LUTHER	3:24.8	Jeep Kust, Dave Juhl, John Hjelle, Scott Leith
6. DORDT	3:26.2	Steve Schuring, Jim Veenstra, Tim Weg, Russ Smith
7. WARTBURG	3:27.2	Chris Creswell, Jim Paige, Tom Gauerke, Scott Kasik

DR. CHANNING SMITH 4 X 400-METER RELAY, College Prelims Cont'd.

EVENT 56

HEAT # 4

1.	NORTHEAST MISSOURI STATE	3:16.29	Trent Cuthbert, 49.3; Chuck Simmons, 48.8; Mike Shelton, 51.5; Ray Armstead, 46.6
2.	MOORHEAD STATE	3:17.30	Bob MacLeod, 50.6; Brad Milbeck, 50.2; Scott Anderson, 47.3; Keith McCarty, 49.2
3.	WISCONSIN-STEVENS POINT	3:20.59	Ric Perona, 51.3; Mike christman, 49.1; Alan Hilgehendorf, 50.3; Tom Peterson, 49.9
4.	ST THOMAS	3:23.95	Chris Unger, Tony Gruci, Phil Herbert, John Murray
5.	DUBUQUE	3:25.60	Neil Nichol, Steve Ferguson, Steve Naatz, Jim Kiwala
6.	COE	3:28.5	Mike Vance, Chuck Meyer, Dave Lusson, Brad Parsons
7.	MACALESTER	3:31.1	Mike Schlick, Sean Heath, Randy Nelson, Ron Simoncini

HEAT # 5

1.	NORTHWEST MISSOURI STATE	3:13.30	Alan McCrary, 49.5; James Robinson, 47.4; Tom Lester, 49.7; K.P. Nelson, 46.7
2.	NORTHWOOD	3:13.59	Eric Butler, 49.7; Kim McCoy, 48.2; Charles Rogers, 48.9; Dennis Moore, 46.8
3.	OKLAHOMA CHRISTIAN	3:21.50	Brett McKnight, 50.4; Don Smith, 51.0; David Stanton, 50.2; Joe Alexander, 49.9
4.	ST JOHN'S	3:23.77	Greg Dudziak, Steve Berg, Jon Dagen, Shawn Foster
5.	KEARNEY STATE	3:24.00	Dan Behn, 50.6; Bob Duman, 50.3; Dwayne Schmitt, 53.8; Mike Duman, 49.3
6.	HAMLIN	3:26.7	Pat Carr, Mike Williams, Todd Wallenfelt, Dan Lundquist

HEAT # 6

1.	CALIFORNIA POLY-POMONA	3:13.16	Eric Pelly, 49.7; Jeff Williams, 47.3; Tyrone Robinson, 49.0; Demetrius Cook, 47.1
2.	AUGUSTANA-SOUTH DAKOTA	3:14.81	Todd Hernandez, 49.2; Mark Smith, 49.8; Tom Brown, 48.2; Jeff Gross, 47.7
3.	WISCONSIN-LA CROSSE	3:18.91	Jim Schefdore, 50.3; Chris Johnson, 50.7; Pat Schutz, 48.4; Aaron Williams, 49.6
4.	WISCONSIN-OSHKOSH	3:20.23	Todd Resler, 51.3; Dan O'Hearn, 49.9; Max Harn, 49.2; Ken Ramirez, 49.8
5.	BUENA VISTA	3:26.54	Jim Ewoldt, Scott Randall, Brad Bolden, Marc Kerscher
6.	BETHEL	3:28.0	Page Brumley, Jay VanDoon, Dave Bradley, Walt Twetten
7.	ST AMBROSE	3:31.8	SamBolden, D.J. Necker, Mike Anton, Lee Dentlinger

MANKATO STATE -- Did Not Finish

HEAT # 7

1.	NEBRASKA-OMAHA	3:17.27	Tim Freeburg, 48.9; Mike Wellington, 49.7; Duane Stueben, 50.5; Al McLaughlin, 48.1
2.	CENTRAL MISSOURI STATE	3:21.37	Darrell Blasco, 49.5; Tim Kamp, 51.6; Jim Rocquemore, 51.8; Willie Tague, 48.4

DR. CHANNING SMITH 4 X 400-METER RELAY, College Prelims Cont'd.

EVENT 56

HEAT # 7, Cont'd.

3. SOUTH DAKOTA STATE	3:21.44	Mark McConnell, Everett Gibhart, Ervin Gibhart, Jeff Tiefenthaler
4. NORTHWESTERN	3:24.59	Doug Veldheer, Bill Gutz, Murray Hulstin, Richard Miller
5. LORAS	3:26.65	Mike Gibbs, 52.7; Dave Fuecking, 51.2; Dan Drish, 53.9; Scott Garnshirt, 48.8
6. WISCONSIN-PLATTEVILLE	3:27.26	Mike Hintz, Dan Hinz, Jeff Hubbard, Don Behr
7. DAKOTA STATE	3:28.0	Mark Davison, 50.8; Lorin Larsen, 51.2; Russ Johnson, 53.8; Doug Vlasman, 51.9
8. WINONA STATE	3:31.7	Chris Nelson, 53.9; John Kahoun, 50.6; Tom Johnson, 53.6; Joe Kickbusch, 52.9

QUALIFIERS: Southeast Missouri State, Wayland Baptist, South Dakota, Northeast Missouri State, California Poly-Pomona, Nebraska-Omaha, Northwood, Northwest Missouri State

JOHN L. GRIFFITH 4 X 400-METER RELAY, University Prelims

EVENT 57

HEAT # 1

1. BAYLOR	3:07.12	Steve Horton, 48.0; Johnny Thomas, 48.3; Zeke Jefferson, 48.1; Willie Caldwell, 45.7
2. MIDDLE TENNESSEE	3:08.02	Gary Mitchell, 47.8; Kenny Nesbitt, 47.9; Tim Johnson, 45.6; Perald Ellis, 47.7
3. OHIO STATE	3:10.10	Hussian Baseer, 47.7; Zoraba Ross, 45.8; Mike Anderson, 48.3; Ron Broughton, 48.3
4. SOUTHERN	3:12.6	Don Washington, 47.5; Brian Simpson, 47.1; Leon Moore, 50.0; Troy Johnson, 48.0
5. JACKSON STATE	3:14.25	Byron Watts, 49.0; Oswald Peters, 46.3; Charles Btown, 50.3; Damian Mendoza, 48.7
6. DRAKE	3:15.9	Skeet Spotser, Greg Hennessy, Duane Bryght, Les White
7. SOUTHWEST MISSOURI STATE	3:16.4	Mark Snyder, Dave Billman, Phil Harris, Brett Key
8. WESTERN ILLINOIS	3:16.4	Tony Frost, DuBois McDavis, Dennis Nixon, Wendell McKemey

HEAT # 2

1. SOUTHERN ILLINOIS	3:05.24	Parry Duncan, 47.6; Tony Adams, 46.1; Elvis Forde, 46.2; Michael Franks, 45.4
2. MISSISSIPPI STATE	3:07.0	Charles Spane, 47.5; George Washington, 46.0; Ronnie Dennis, 46.2; Yura Bryant, 47.1
3. IOWA	3:08.97	Victor Greer, 48.0; Caesar Smith, 47.5; Ken Williams, 46.5; Terrance Duckett, 47.0
4. EASTERN MICHIGAN	3:11.15	Mike Calhoun, 49.2; Erick Frederick, 48.2; Dave Beasley, 46.8; Earl Jones, 47.0
5. HOUSTON BAPTIST	3:12.34	Lowell Jones, Collins Mensah, Leo Mon, Anthony Dickerson
6. MICHIGAN STATE	3:14.6	Dennis Felton, 49.0; Rodney Benson, 48.9; De Hallums, 48.9; Kelvin Scott, 47.9

JOHN L. GRIFFITH 4 X 400-METER RELAY, University Prelims, Cont'd.

EVENT 57

Heat # 2, Cont'd.

- | | | |
|------------------|--------|---|
| 7. WEST VIRGINIA | 3:17.2 | John Mair, 49.1; Draven Paniaqua, 49.2; Markis Jackson, 49.9; Bill Campbell, 49.4 |
| 8. MARQUETTE | 3:23.4 | Phil Rose, Keith Connolly, Paul Miller, John Wayland |

HEAT # 3

- | | | |
|-------------------|---------|---|
| 1. ALABAMA | 3:05.21 | Terry Menefee, 46.5; William Wuyke, 46.3; Lamar Smith, 46.7; Cedric Vaughans, 45.7 |
| 2. OKLAHOMA | 3:05.68 | Aubrey Jones, 46.5; Fannie Kemp, 46.6; Dannie Carter, 46.4; Don Bly, 46.2 |
| 3. MISSISSIPPI | 3:07.20 | Wally Bumpas, Melvin Dean, Perry Cartlidge, Clarence Daniel |
| 4. OKLAHOMA STATE | 3:08.60 | Curtis Thomas, 46.3; Sterling Starks, 47.3; Steve Patterson, 46.6; Desmond Ross, 48.3 |
| 5. MISSOURI | 3:15.56 | Chuks Olisah, Todd Warner, John Okoye, Henry Amike |
| 6. RICE | 3:16.5 | Steven Hall, 48.0; Willie Mays, 49.6; John Bell, 49.3; Elliston Stinson, 49.6 |
| 7. NORTHERN IOWA | 3:20.3 | John Wisman, Solomon Anderson, Brooks Glasnapp, Kirk Anderson |
| 8. COLORADO | 3:23.7 | Cleo Battle, Colin Harris, Mike Robinson, Nate Craze |

HEAT # 4

- | | | |
|----------------|---------|---|
| 1. INDIANA | 3:07.01 | Dezi Douglas, 47.8; John Thomas, 45.7; Roger Hunter, 47.5; Sunder Nix, 46.0 |
| 2. TEXAS | 3:08.46 | John Patterson, 47.1; Robert Kimble, 47.16; Oddur Sigurdsson, 45.6; Gary Roberson, |
| 3. TEXAS A & M | 3:10.35 | Tony Tolson, 47.1; Bill Shelton, 47.5; Kendrick Wesley, 48.1; Chappelle Henderson, 47.7 |
| 4. IOWA STATE | 3:10.76 | Sunday Uti, 46.1; Walt Curry, 49.3; Patrick Cherioyot, 48.3; Todd Holm, 47.1 |
| 5. DE PAUL | 3:23.30 | Sammy Wayne, James Birgans, Darryl Robinson, Kerry Sloan |

QUALIFIERS: Southern Illinois, Mississippi State, Baylor, Middle Tennessee, Alabama, Oklahoma, Indiana, Texas

UNIVERSITY AND COLLEGE FIELD EVENTS, FRIDAY

PAGE ONE

JAVELIN, Women's Invitational

Event #62

1.	Iris Gronfeldt, ALABAMA	48.80m	160-1
2.	Marie Sherwood, ST. CLOUD STATE	47.90	157-2
3.	Carla Battaglia, INDIANA	47.56	156-0
4.	Mary Chrobak, TEXAS	46.40	152-3
5.	Anne Grethe Baeraas, KANSAS	43.88	143-11
6.	Janet Adams, IOWA	42.08	138-1
7.	Cynthia Joy, SOUTHERN ILLINOIS	42.04	137-11
8.	Marlene Fraha, NORTHEAST MISSOURI	41.80	137-2
9.	Helen Stoffel, WISCONSIN	40.78	133-9 $\frac{1}{2}$
10.	Marcia Christiansen, WISCONSIN	39.36	129-1 $\frac{1}{2}$
11.	Carol Wester, DORDT	39.22	128-8
12.	Sharyl Geisert, CONCORDIA-MINNESOTA	39.08	128-2 $\frac{1}{2}$
13.	Teri Soldan, XX-HAWKEYE TC	38.22	125-5
14.	Maria Haley, WAYLAND BAPTIST	37.84	124-2
15.	Laurie Duorak, SOUTHERN ILLINOIS	37.14	121-10
16.	Diane Wescott, NORTHWEST MISSOURI	35.34	115-10
17.	Bonnie Stehlik, CONCORDIA-NEBRASKA	34.10	111-10 $\frac{1}{2}$
18.	Kelly Owen, XX - LINCOLN, NEBRASKA	33.82	110-11 $\frac{1}{2}$

HIGH JUMP, Women's Invitational

1.	Disa Gislodottir, ALABAMA	1.84	6-0 $\frac{1}{2}$
2.	Rita Graves, KANSAS STATE	1.81	5-11 $\frac{1}{4}$
3.	Jan Chesbro, XX-CONVERSE TC	1.76	5-9 $\frac{1}{2}$
	Mary Mol	1.76	5-9 $\frac{1}{2}$
5.	Holli Harberts, XX-AMES, IOWA	1.76	5-9 $\frac{1}{2}$
6.	Yvonne Netterville, PURDUE	1.71	5-7 $\frac{1}{2}$

OTHERS

Holly Johnson, DRAKE	NH
Becky Sullivan, WARTBURG	NH

LONG JUMP, University and College

1.	Moses Kiyai, IOWA STATE	7.93	26-0 $\frac{1}{4}$
2.	James Patterson, NOTRE DAME	7.64	25-0 $\frac{3}{4}$
3.	Charles Powell, BAYLOR	7.48	24-6 $\frac{1}{2}$
4.	Earl Bridges, MISSISSIPPI	7.43	24-4 $\frac{1}{2}$
5.	Andre Mefivier, TOLEDO	7.32	24-0 $\frac{1}{4}$
6.	Wayne Carter, NORTHERN COLORADO	7.27	23-10 $\frac{1}{4}$
7.	Fred Richardson, MISSOURI	7.16	23-6
8.	Tyjuan Cowan, MEMPHIS STATE	7.13	23-4 $\frac{3}{4}$
9.	Kurt Thome, TEXAS A&M	7.11	23-4
10.	Paul Woodward, ST. THOMAS	7.06	23-2

UNIVERSITY AND COLLEGE FIELD EVENTS, FRIDAY

PAGE TWO

LONG JUMP, University and College, (continued)

EVENT #65

11.	Eron Keely, NEBRASKA WESLEYAN	7.04	23-1 $\frac{1}{4}$
12.	Neal Guggemos, ST. THOMAS	6.96	22-10
13.	Borns Andama, WAYLAND BAPTIST	6.88	22-7
14.	Daryl Watson, AUGUSTANA-SOUTH DAKOTA	6.86	22-6
15.	Joel Autry, NOTRE DAME	6.74	22-1 $\frac{1}{2}$
16.	Clayton Alexander, EASTERN MICHIGAN	6.71	22-0 $\frac{1}{4}$
17.	John Bodine, NORTH DAKOTA STATE	6.70	21-11 $\frac{3}{4}$
18.	Perry Lust, MISSISSIPPI	6.68	21-11
19.	Glynis Turner, MEMPHIS STATE	6.67	21-10 $\frac{1}{2}$
20.	James Procter, MIAMI	6.61	21-8 $\frac{1}{2}$
21.	Lamont Foster, MICHIGAN STATE	6.51	21-4 $\frac{1}{4}$
22.	Edward Stuart, MANKATO STATE	ND	
23.	Jeff DeLarzaro, IOWA STATE	ND	
24.	Tom Weatherspoon, WISCONSIN-STEVENSON POINT	ND	

JAVELIN, University and College

EVENT #58

1.	Einar Vilhjalmsson, TEXAS	85.02	278-11 **
2.	Peter Borglund, TEXAS	73.14	239-11 $\frac{1}{2}$
3.	Juan de la Garza, TEXAS A&M	71.50	234-7
4.	Dan Thomasson, PITTSBURG STATE	70.16	230-2
5.	Phillip Fossee, WESTER, KENTUCKY	67.60	221-9 $\frac{1}{2}$
6.	Rob Eamon, AIR FORCE	67.36	221-0
7.	Scott Moon, MIAMI	66.76	219-0
8.	Bruce Bacchiocetti, MIAMI	64.46	211-6
9.	Rick Simoncic	62.98	206-7 $\frac{1}{2}$
10.	Steve Belmore, NEBRASKA	62.36	204-7
11.	Rich Howarth, CORNELL	61.90	203-1
12.	Jeff Meland, MOORHEAD STATE	61.46	201-8
13.	Paul Lykken, MOORHEAD STATE	61.14	200-7
14.	Garth Brooks, OKLAHOMA STATE	60.30	197-10
15.	Mike Platt, OKLAHOMA STATE	60.0	196-10
16.	Kurt Werner, ST. JOHN'S	58.58	192-2
17.	Criag Kielty, CENTRAL MICHIGAN	58.18	190-10 $\frac{1}{2}$
18.	Corwyn Aldredge, MISSISSIPPI STATE	58.16	190-10
	Jay Stidham, MORNINGSIDE	58.16	190-10
20.	Kevin Stumpf, BUENA VISTA	55.96	183-7
21.	Mark Fischer, NORTH DAKOTA STATE	53.96	177-0 $\frac{1}{2}$
22.	Steve Seward, SOUTHEAST MISSOURI	53.80	176-6
23.	Ron Bahm, KANSAS	53.76	176-5 $\frac{1}{2}$
24.	Brian Guillette, WINONA STATE	52.28	171-6
25.	Robb Claire, MARQUETTE	51.42	168-8 $\frac{1}{2}$
26.	Kevin Baker, CONCORDIA-NEBRASKA	50.64	166-2
27.	R. E. Potts, DRAKE	48.34	158-7
28.	Dan Roney, ST. THOMAS	48.00	157-6
29.	Steve Redmond, MARQUETTE	46.96	154-1
30.	Craig Bullion, TEXAS	ND	

** DRAKE RELAYS RECORD -- 278-11 -- OLD RECORD --259-9, Bob Roggy, Southern Illinois 1978


UNIVERSITY AND COLLEGE FIELD EVENTS, FRIDAY

PAGE THREE

DISCUS, University and College

Event #64

1.	Jeff Lehmann, ILLINOIS	57.04	187-2
2.	Dave Juehring, IOWA STATE	57.00	187-0
3.	Marty Davenport, TEXAS	56.46	185-3
4.	Clint Johnson, KANSAS	55.74	182-10 ½
5.	Rob James, MISSOURI	54.40	178-6
6.	Tim Brandt, PURDUE	53.92	176-11
7.	Bruce Ewen, ILLINOIS STATE	53.14	174-4
8.	Gary Kostrubala, IOWA	52.90	173-7
9.	Drew Schaefer, AIR FORCE	52.54	172-4 ½
10.	Jon Cole, TOLEDO	52.46	172-1
11.	Doug Presny, WISCONSIN	52.24	171-5
	Keith Moore, NORTHWEST MISSOURI	ND	
	Doug Lowell, TEXAS	ND	
	Greg Weber, CINCINNATI	ND	
	Matt Haven, NORTHERN IOWA	ND	
	Brett Ailts, MOORHEAD STATE	ND	
	Bob Mazanke, EASTERN ILLINOIS	ND	
	Dave Reasons, MIAMI	ND	
	Ron Backes, MINNESOTA	ND	
	John Smith, SOUTHERN ILLINOIS	ND	
	Dave Knezovich, ST. THOMAS	ND	
	Doug Applegate, AIRFORCE	ND	
	Tom Newberry, WISCONSIN-LA CROSSE	ND	
	Dave Nordberg, MINNESOTA	ND	
	Kevin Hancock, BAYLOR	ND	
	Norm Balke, IOWA	ND	
	Dave Levos, NORTH DAKOTA	ND	
	Bryan Bennett, ST. THOMAS	ND	
	Paul Nowakowski, MARQUETTE	ND	
	Dale Charles, DRAKE	ND	



75TH YEAR - DES MOINES, IOWA

DRAKE

RELAYS

1984

DRAKE

RELAYS

1910-1984

SPECIALS
UNIVERSITY - COLLEGE
AND WOMEN

SATURDAY, APRIL 28, 1984

75th ANNUAL DRAKE RELAYS

DRAKE STADIUM, DRAKE UNIVERSITY, DES MOINES, IOWA

SATURDAY, APRIL 28, 1984

SATURDAY MORNING

OFFICIAL RESULTS

UNIVERSITY & COLLEGE

WEATHER REPORT: 45° - Sunny - Humidity 45% - Wind out of the West at 16, Gusting to 25

NOTE: Results are on accutrack timer unless otherwise noted by an "h"

5,000-METER RUN, Women's Invitational Final

EVENT 23

1.	Cathy Branta	WISCONSIN	15:53.94
2.	Katie Ishmael	WISCONSIN	15:59.00
3.	Christine McMiken	OKLAHOMA STATE	16:02.26
4.	Nan Doak	Iowa City, Iowa	16:06.18
5.	Maggie Keyes	Athletics West	16:11.62
6.	Edel Hackett	ARKANSAS	16:13.33
7.	Glenys Quick	Metroplex Striders	16:14.1
8.	Karen Campbell	MICHIGAN STATE	16:16.8
9.	Tori Neubauer	WISCONSIN-LA CROSSE	16:22.1
10.	Bonnie Sons	IOWA STATE	16:24.8
11.	Betsy Silzer	KANSAS STATE	16:27.2
12.	Johanna Reneke	WISCONSIN	16:29.9
13.	Marian Teitsch	CORNELL	16:58.6

10,000-METER RUN, Men's Invitational Final

EVENT 25

1.	Yobes Ondieki	IOWA STATE	29:00.06
2.	Joseph Kipsang	IOWA STATE	29:07.07
3.	Mike Keane	SOUTHERN ILLINOIS	29:12.17
4.	Alfredo Rosas	KANSAS STATE	29:16.67
5.	Wally Duffy	NEBRASKA	29:22.6
6.	Ty Wolf	ILLINOIS	29:24.0
7.	Mark Bishop	Team Kangaroos	29:27.6
8.	Fred Tornedon	Brooks Racing Team	29:32.5
9.	Dan Carlson	SOUTH DAKOTA STATE	29:34.3
10.	Phil Coppess	Clinton, Iowa	29:39.6
11.	Keith Hanson	MARQUETTE	29:47.7
12.	Danny Bauer	SIMPSON	29:50.7
13.	James Orthmann	MARQUETTE	29:55.7
14.	Nic Manciu	ST THOMAS	30:11.3
15.	Mark Wozniak	NOTRE DAME	30:13.9
16.	Ed Wroblewski	MISSISSIPPI	30:14.9
17.	Paul Mausling	Minneapolis, Minnesota	30:25.0
18.	Joe Leuchtmann	SOUTHEAST MISSOURI STATE	30:26.6
19.	Jerry Maris	COLORADO	30:31.8
20.	Dan Fick	NORTHERN IOWA	30:39.6
21.	Terry Croyle	WEST VIRGINIA	30:39.7
22.	Matt Grady	ILLINOIS STATE	31:29.8
23.	Tony Schiller	Tiger Shoes Racing Team	31:52.3
24.	Jimmy Phillips	BAYLOR	32:06.9
	David Diaz, Colorado	- Did Not Finish--out at 19:00	

Ondieki's last 400 - 55.6 -- first 1600 - 4:20.1

SATURDAY AFTERNOON OFFICIAL FINAL RESULTS

WEATHER: 58° - Sunny - Humidity 33% - Wind out of the West at 14, Gusting to 22

ATTENDANCE: 18,000 - 19th Consecutive Saturday Sellout

4 X 800-METER RELAY, Women's Invitational Final

EVENT 26

1.	PURDUE	8:37.96	Cindy Cassell, 2:12.6; Jymette Bonnivier, 2:09.6; Jeanie Molohon, 2:08.4; Rebecca Cotta, 2:07.3
2.	NEBRASKA	8:43.02	Sue Nelson, 2:08.7; Jill Noel, 2:09.1; Carol Nunnally, 2:13.1; Nicole Ali, 2:12.1
3.	GRAMBLING STATE	8:47.09	Cynthia Green, 2:08.6; Christine Bain, 2:14.0; Bernadette John, 2:12.7; Revah Knight, 2:11.2
4.	WISCONSIN	8:51.52	Kathy LeFebvre, Tammy Keskinen, Sarah Doctor, Maryann Brunner
5.	ILLINOIS	8:53.8	Cheryl Ward, 2:13.5; Maggie Vogel, 2:15.7; Gretchen Gentry, 2:14.3; Kelly McNee, 2:10.3
6.	BAYLOR	8:55.1	Sandy Forsythe, Veronica Clafferty, Melanie Muller, Dalaine Roark
7.	ARKANSAS	8:55.6	Joan Barker, Tammy Elmore, Donna Huppler, Siobhan Kavanagh
8.	DRAKE	8:56.4	Marie Landgren, Mary O'Connor, Sally Davis, Sirpa Niemela
9.	MINNESOTA	8:57.3	Ann Lundin, 2:09.3; Stacy Bant, 2:16.1; Kellie Benzow, 2:13.3; Cathy Gorecki, 2:18.6
10.	COLORADO	8:59.4	Dawn Taylor, Nancy Rogowski, Sara Hanson, Nina Bell
11.	MOORHEAD STATE	8:59.9	Katie Class, Julie Willoughby, Traci Fie, Paula Behrendt

110-METER HIGH HURDLES, University & College Finals

EVENT 28

Wind - 1.40 mps Against

1.	Tony Dees	MISSISSIPPI	14.00
2.	Wayne Roby	WISCONSIN	14.19
3.	Albert Jones	OKLAHOMA STATE	14.20
4.	Reyna Thompson	BAYLOR	14.21
5.	Stephan Fletcher	NEBRASKA	14.31
6.	Joe Connor	NORTHERN IOWA	14.33
	Ed Ross, Nebraska - Did Not Finish		

100-METER DASH, University & College Final

EVENT 30

Wind - 0.1 mps Against

1.	Chidi Imoh	MISSOURI	10:35
2.	Ken Zachery	OKLAHOMA STATE	10:37
3.	Alvin McNair	PURDUE	10:47
4.	Claude Magee	EASTERN ILLINOIS	10:50
5.	Robert Hackett	WISCONSIN	10:56
6.	Anthony Small	NEBRASKA	10:62
7.	Doug Case	NORTHERN IOWA	10:79
8.	Mitchell Brookins	ILLINOIS	NT

100-METER HURDLES, Women's Invitational Final

EVENT 29

Wind - 2.94 mps Against

1.	Rhonda Blanford	NEBRASKA	13.75
2.	Sherifa Sanders	OKLAHOMA	13.79
3.	Brenda Calhoun	Hawkeye Track Club	14.16
4.	Penny Sellers	WESTERN ILLINOIS	14.29
5.	Melody Robinson	MIDLAND LUTHERAN	14.65
6.	Kelley Mathews	IOWA STATE	14.71
7.	Holly Johnson	DRAKE	14.97

400-METER DASH, Women's Invitational Final

EVENT 31

1.	Lillie Leatherwood	ALABAMA	50.98
2.	Nawal El Moutawakil	IOWA STATE	51.84
3.	Easter Gabriel	PRAIRIE VIEW	52.90
4.	Terri Turner	TEXAS	53.07
5.	Gail Emmanuel	GRAMBLING STATE	53.20
6.	Carlton Blackman	DRAKE	53.52
7.	Merry Johnson	Metroplex Striders	53.58
8.	Gail Stephens	EATERN ILLINOIS	55.0

NEW DRAKE RELAYS RECORD: Lillie Leatherwood, Alabama, :50.98

OLD RECORD: :51.45, Merlene Ottey, Nebraska, 1983

200-METER DASH, Men's Invitational Final

EVENT 32

Wind 0.38 mps Against

1.	Calvin Smith	Bud Light	20.55
2.	Alvin McNair	PURDUE	20.67
3.	Albert Robinson	INDIANA	21.03
4.	Lester Washington	ILLINOIS	21.13
5.	Dennis Wallace	NEBRASKA	21.22
6.	Elliston Stinson	RICE	21.41
7.	Mike Ockerman	DRAKE	21.43
8.	Byron Sweat	PRAIRIE VIEW	21.6

DISTANCE MEDLEY RELAY, College Final

NEW RECORD

EVENT 27

1.	CALIFORNIA POLY-POMONA	9:39.65	Tony Reyes, 2:58.8; Eric Behring, 47.2; Demetrius Cook, 1:51.8; Matt Blaty, 4:01.9
2.	SOUTHEAST MISSOURI STATE	9:47.30	Joe Lackner, 2:58.9; Ken McNair, 48.1; Shawn Carlile, 1:53.9; Mike Vanatta, 4:06.4
3.	MOORHEAD STATE	9:49.94	Keith Haverland, Scott Anderson, John Alin, Marc Ryan
4.	SOUTH DAKOTA STATE	9:53.21	Joe Flannery, Jeff Tiefenthaler, Everett Gebhart, Jeff Massmann
5.	AUGUSTANA-ILLINOIS	9:55.45	Eric Volkert, Ed Branigan, Tony VanDeWalle, Steve Gramsch
6.	NORTHEAST MISSOURI STATE	9:55.90	Marty Sprague, Chuck Simmons, Brian Martz, Tim Brown
7.	ST THOMAS	9:56.20	Mike Cogan, Chris Unger, Phil Herbert, Pete Wareham
8.	ST CLOUD STATE	9:56.4	Scott Ergan, James Randle, Mark Young, Pete Kessler
9.	OKLAHOMA CHRISTIAN	9:58.1	Joe Alexander, David Stanton, Brett McKnight, Steve Guymon
10.	SIMPSON	9:58.75	Mike Christiansen, Jeff Nielsen, Kirk Pedersen, Jeff Brooks
11.	WISCONSIN-LA CROSSE	9:58.8	Dave Schommer, Pat Schultz, Aaron Williams, Brian Knier

DISTANCE MEDLEY RELAY, College Final Cont'd.

EVENT 27

12.	ST JOHN'S	10:00.30	Jim Gathje, Jon Dagen, Steve Berg, Charlie Mahler
13.	NEBRASKA-OMAHA	10:00.4	Byron Murrell, Lawrence Allen, Gerald Harder, Mike Jones
14.	AUGUSTANA-SOUTH DAKOTA	10:00.9	Scott Peterson, Tom Brown, Mike Meyers, Les Woods
15.	KEARNEY STATE	10:02.36	Dale Mackel, Mike Duman, Dan Behn, Dan Pavlik
16.	LUTHER	10:05.2	Scott Leith, Jeep Kust, C.G. Johnson, Mike Carney
17.	NORTHWESTERN	10:05.8	Jeff Vanderberg, Murray Hulstein, Jeff Engelhart, Donley Hoogeveen
18.	WHEATON	10:06.3	Tom Seagren, Jim Jordan, Dale Branda, Todd Moxley
19.	CORNELL	10:06.9	Rick Harris, Dave Thumm, Mike Rudkin, Matt Trimble
20.	MANKATO STATE	10:07.2	David Vortherms, John Beaudot, Mike Duerr, Bob Finke
21.	CENTRAL STATE	10:07.5	Joe Scott, Charles Jones, Alan Barnes, Jeff Murr
22.	CENTRAL MISSOURI STATE	10:09.1	Scott Stetzler, Willie Tague, Kevin Clark, Tony Lehr
23.	NORTH CENTRAL	10:09.7	Gary Peterson, Scott Nelson, John Brolley, Ray Krauss
24.	MIDLAND LUTHERAN	10:12.1	Craig Curran, Ken Pinkard, Tim Rolfs, Dan Denson
25.	CENTRAL	10:13.8	Bruce Merschbrock, Wayne Mashek, Brad Schulze, Peter Anderson
26.	WISCONSIN-STEVEN'S POINT	10:14.0	Chris Celichowski, Mike Christman, Tom Shannon, Arnie Schraeder
27.	HASTINGS	10:15.2	Brad Mason, Jeff Mages, Rob Spykstra, Clint Hedges
28.	MACALESTER	10:16.0	Dave Anderson, Randy Nelson, Mike Schlick, Mike Westberg
29.	CHICAGO	10:16.4	Aaron Rourke, Reginald Mills, John Seykora, Robert Fisher
30.	WARTBURG	10:16.8	Dan Huston, Bill Bennett, Todd Moretensen, Scott N. Smith
31.	ST AMBROSE	10:21.0	Andy Kneiry, Sam Bolden, Lee Dentlinger, Shawn Connelly
32.	WISCONSIN-PLATTEVILLE	10:26.4	Rob McGaff, Mikel Hintz, John Behr, Rollie Faust

NEW DRAKE RELAYS RECORD: 9:39.65 CALIFORNIA POLY-POMONA (Tony Reyes, 2:58.8; Eric Behring, 47.2; Demetrius Cook, 1:51.8; Matt Blaty, 4:01.9)

OLD RECORD: 9:43.4y, Eastern Michigan, 1971 and 1972

1,500-METER RUN, Women's Invitational Final

EVENT 33

1.	Cindy Bremser	Wisconsin United	4:12.46
2.	Jody Eder	MINNESOTA	4:15.59
3.	Linda Detlefsen	GEORGIA	4:15.62
4.	Julie Lantis	ILLINOIS	4:17.50
5.	Tara Arnold	TEXAS	4:18.98
6.	Mary Knisley	Metroplex Striders	4:19.53
7.	Deb Pihl	KANSAS STATE	4:21.2
8.	Margaret Smith	Tomball, Texas	4:24.3
9.	Penny O'Brien	MINNESOTA	4:27.1
10.	Rebecca Cotta	PURDUE	4:35.2
11.	Dawn Lentsch	IOWA STATE	4:38.3

NEW RECORD: Cindy Bremser, Wisconsin United, 4:12.46

OLD RECORD: 4:15.66, Francie Larrieu, Pacific Coast Club, 1977

4 X 100-METER RELAY, College Final

EVENT 37

1.	SOUTHEAST MISSOURI STATE	40.19	Rob Thomas, Mike Dwyer, Barry Hibbert, Dave Jackson
2.	AUGUSTANA--SOUTH DAKOTA	41.39	Todd Hernandez, Tom Brown, Jeff Gross, Daryl Watson
3.	NORTHWEST MISSOURI STATE	41.43	Rob Lawrence, James Robinson, K.P. Nelson, Mike Harris
4.	NORTHWOOD	42.28	Eric Butler, Joseph Corbett, Dennis Moore, Dale Washington
5.	ST THOMAS	42.60	Bob Helland, Mark Montague, Steve Lovasik, Tom Dufresne

NORTH DAKOTA STATE - Disqualified--2-3 out of zone

LINCOLN - Disqualified

NORTHEAST MISSOURI STATE - Did Not Finish

4 X 100-METER RELAY, University Final

EVENT 38

1.	BAYLOR	39.44	Bruce Davis, Johnny Thomas, Willie Caldwell, Zeke Jefferson
2.	IOWA	39.48	Gordon Beecham, Terrance Duckett, Victor Greer, Robert Smith
3.	OKLAHOMA	39.53	Dannie Carter, Kevin Young, Aubrey Jones, Don Bly
4.	SOUTHERN ILLINOIS	39.80	Parry Duncan, Tony Adams, Elvis Forde, Michael Franks
5.	SOUTHERN	40.03	Michael Adams, Don Washington, George Coins, Troy Johnson
6.	TEXAS	40.99	Michael Thompson, Robert Kimble, John Patterson, Gary Roberson

MISSISSIPPI - Did Not Finish

INDIANA - Did Not Finish

DISTANCE MEDLEY RELAY, University Final

EVENT 34

1.	ILLINOIS STATE	9:39.27	Stan Ozarowski, Bob Mull, Mike Clark, Greg Love
2.	INDIANA	9:40.33	Adam Renfro, 3:02.1; Sunder Nix, 45.0; James Murphy, 1:51.9; Terry Brahm, 4:01.3
3.	WEST VIRGINIA	9:40.53	Steve Kaldon, Bill Campbell, Doug Molnar, Jean-Pierre Ndayisenga
4.	RICE	9:43.11	Jeff Moss, Aaron Johnson, Craig Hermann, John Warren
5.	MISSOURI	9:44.23	John Dalton, Henry Anike, Jim Jennings, Jeff Pigg
6.	NOTRE DAME	9:44.49	Jim Moyar, Dan Shannon, John McNelis, Tim Cannon
7.	CINCINNATI	9:44.66	Doug Wiesman, Will Tolliver, Gary Valentine, Jeff Johnson
8.	SOUTHERN ILLINOIS	9:45.7	Dave Lamont, 3:01.7; Mark Hill, 47.4; Mike Elliott, 1:49.3; Edison Wedderburn, 4:07.3
9.	TEXAS	9:45.80	George Collins, Joe Trickey, George Bean, Tom Barrett
10.	MISSISSIPPI	9:46.69	Victor Shine, Wally Bumpas, Cornelius Tate, Doug Nelson
11.	MISSISSIPPI STATE	9:46.8	Ken Hicks, Steve Whiting, Sherman Arnold, Mark Stucko
12.	BAYLOR	9:47.2	Bob Forsythe, 2:58.3; Derwin Graham, 45.0; Steve Horton, 1:49.8; John Robinson, 4:14.1
13.	MARQUETTE	9:47.7	Dave Neubauer, Mark Carey, Tim Robinson, Dave Kaluzny
14.	OHIO STATE	9:49.5	Steve Hatch, Hussain Basser, Bob Golias, Glenn Klassa
15.	PURDUE	9:49.59	Brad Jones, Troy Furnivall, Jeff Grove, Bill Shuey
16.	NEBRASKA	9:49.8	Mark Perlinger, John Hastings, Glen Cunningham, Gerard O'Callaghan
17.	IOWA	9:52.7	Andy Wiese, Caesar Smith, Ricky McCoy, John Dobbs
18.	INDIANA STATE	9:52.8	Brad Cooper, Dwight Williams, Glenn Richie, Dan Riley
19.	DE PAUL	9:54.1	Jim Dzwierzunski, Sammie Wayne, Carl Webb, Jim Fox
20.	NORTHWESTERN	9:54.9	Bob Mau, Chris Sommers, Chuck Croft, Paul Santer
21.	KANSAS STATE	9:55.7	Bob Leetch, Steve Wallace, Jon Piles, Steve Smith
22.	COLORADO	9:59.8	Mike Robinson, Nate Craze, Colin Harris, Todd Wienke
23.	WESTERN KENTUCKY	9:59.8	Philip Ryan, Ronnie Chestnut, Pat Alexander, Jon Barker
24.	PRAIRIE VIEW	10:02.9	Mel Trahan, Eric Pogue, Ernest Bell, Billy Spears
25.	DRAKE	10:03.7	Mike O'Connor, Les White, John Roley, Larry Wood
26.	NORTHERN IOWA	10:05.4	Kirk Anderson, Brooks Glasnapp, Steve Muntz, Carl Burrell
27.	SOUTHWEST MISSOURI STATE	10:05.4	Rod Pixler, Mark Snyder, Brett Key, Matt Wegenko
28.	LOYOLA	10:07.8	Gary Donzelli, Chris Krob, Dan McGehee, Steve Rosenblum

DISTANCE MEDLEY RELAY, University Final Cont'd.

EVENT 34

29.	EASTERN MICHIGAN	10:12.0	Earl Jones, Dave Beasley, Bradford Horton, Dan Shamiyeh
30.	TULSA	10:25.6	Tim Olsen, Mike Lavangie, Preben Greustad, Tom Howe
	MINNESOTA - Disqualified--#2 fouled--ran 9:45.25		
	IOWA STATE - Did Not Finish		
	HOUSTON BAPTIST - Did Not Finish		

800-METER MEDLEY RELAY, Women's Invitational Final

EVENT 40

1.	GRAMBLING STATE	1:40.28	Millie Jenkins; Yolande Small; Cynthia Green; Gail Emmanuel, 53.6
2.	PRAIRIE VIEW	1:40.32	Deirdre Jackson; Evan Williams; Easter Gabriel; Jocelyn Tatum, 53.1
3.	NEBRASKA	1:42.53	Jennie Badami; Rhonda Blanford; Angela Thacker; Marcia Tate, 56.0
4.	DRAKE	1:43.46	Holly Johnson; Julie Kauls; Krystal Griffin; Deborah Ross, 53.3
5.	IOWA	1:43.54	Jackie Moore; Elaine Jones; Davera Taylor; Vivien McKenzie, 54.6
6.	JACKSON STATE	1:44.03	Lorna Chatman; Eunice Jones; Vivian Brown; Wanda Carter, 55.4
7.	WISCONSIN	1:44.6	Dorothea Braun; Kris Eiring; Renee Jones; Susan Mitchell, 56.8
	SOUTHERN ILLINOIS - Did Not Finish--dropped baton		

400-METER DASH, Men's Special Invitational

EVENT 41

1.	Clarence Daniel	MISSISSIPPI	45.43
2.	Sunday Uti	IOWA STATE	45.52
3.	Oddur Sigurdsson	TEXAS	45.69
4.	Jeff Gross	AUGUSTANA	45.96
5.	Cedric Vaughns	ALABAMA	46.06
6.	Willie Caldwell	BAYLOR	46.25
7.	Darryl Warren	GRAMBLING STATE	46.89
8.	Leroy Dixson	Ames, Iowa	48.0

4 X 110-METER SHUTTLE HURDLE RELAY, University & College Final

EVENT 42

1.	IOWA	58.77	Gary Jacobsen, Doug Jones, Todd Wigginton, Ronnie McCoy
2.	WAYLAND BAPTIST	58.80	Mansour Salem, Steve Hughbanks, Ray McNeal, Robert Johnson
3.	CINCINNATI	1:00.38	Mark Hair, Dwayne Johnston, Robert Pittman, Byron Hill
4.	DOANE	1:01.54	Doug Bartek, Jim Weeks, Pat Soucie, Steve Derr

3,000-METER STEEPLECHASE, University & College Final

EVENT 43

1.	Patrick Sang	TEXAS	8:36.19
2.	Mark Smith	EASTERN MICHIGAN	8:45.46
3.	Joseph Chehelgo	TEXAS	8:48.28
4.	Paul Skei	MISSOURI	8:49.11
5.	Kurt Russell	NEBRASKA	8:54.16
6.	Tom Irmen	MICHIGAN STATE	8:54.3
7.	Trevor Fieldsend	OKLAHOMA STATE	8:57.4
8.	Dan Reese	COLORADO	9:03.3
9.	Ed Juba	NOTRE DAME	9:11.4
10.	Tim Wakeland	IOWA STATE	9:14.8
11.	Mike Patton	ILLINOIS	9:19.5
12.	Steve Gearhart	NORTHERN IOWA	9:22.2
13.	Steve Gogl	COLORADO	9:22.3
14.	Perry Edinger	EASTERN ILLINOIS	9:29.2
15.	David Vortheims	MANKATO STATE	9:29.9

100-METER DASH, Men's Special Invitational Final

EVENT 44

Wind - 0.2 mps Against

1.	Rod Richardson	Unattached	10.32
2.	Calvin Smith	Bud Light	10.34
3.	Bruce Davis	BAYLOR	10.41
4.	Chidi Imoh	MISSOURI	10.43
5.	Steven Hall	RICE	10.58
6.	Lester Washington	ILLINOIS	10.61
7.	Terry Graham	PRAIRIE VIEW	11.12

SPRINT MEDLEY RELAY, College Final

EVENT 46

1.	SOUTHEAST MISSOURI STATE	3:19.55	Barry Hibbert; David Jackson; Rob Thomas, 46.2; Joe Lackner, 1:51.4
2.	WISCONSIN-OSHKOSH	3:23.02	Neil Taylor; Dan O'Hearn; Ken Ramirez, 48.4; Max Harn, 1:50.9
3.	CENTRAL STATE	3:23.26	Doug Gonzales, Gerrard Alexander, Keith Singleton, Charlie Jones
4.	NORTHWEST MISSOURI STATE	3:23.7	Mike Harris; James Robinson; K.P. Nelson, 47.1; Tom Lester, 1:54.1
5.	DOANE	3:28.4	Jeff Hageman; Otis Perry; Brent Harsin, 49.6; Gregg Larson, 1:54.5
6.	CORNELL	3:31.5	Ron Hendred; James Renfro; Dave Thumm, 48.8; Rich Harris, 1:57.8

NORTH DAKOTA STATE - Disqualified--#2 out of lane on north curve--ran 3:24.4

MOORHEAD STATE - Disqualified--false start

SPRINT MEDLEY RELAY, University Final

EVENT 47

1.	ALABAMA	3:15.44	Lamar Smith; Walter Monroe; Terry Menefee, 46.5; Tony Davis, 1:48.1
2.	EASTERN MICHIGAN	3:15.50	Darrel Lawson; Dave Phillips; Dave Beasley, 47.3; Earl Jones, 1:44.5
3.	IOWA	3:16.17	Victor Greer; Terrance Duckett; Ken Williams, 46. Paul Chepkwony, 1:49.3
4.	INDIANA	3:19.68	Albert Robinson; Roger Hunter; Jon Thomas, ; James Murphy, 1:52.4

SPRINT MEDLEY RELAY, University Final Cont'd.

EVENT 47

5.	DRAKE	3:20.29	Skeet Spotser; Mike Ockerman; Duane Bryght, 46.3; Sterling Martin, 1:51.6
6.	JACKSON STATE	3:20.4	Milton Henderson; Ronald Whilsett; Oswald Peters, 4 Freddie Harrington, 1:53.7
7.	HOUSTON BAPTIST	3:22.3	Collin Mensau, Lowell Jones, Leo Monsegue, Anthony Dickenson

800-METER RUN, Men's Special Invitational

EVENT 48

1.	William Wuyke	ALABAMA	1:47.35
2.	Scott Davis	Columbia, Missouri	1:47.87
3.	Randy Wilson	Athletics West	1:48.08
4.	William Singleton	MEMPHIS STATE	1:48.14
5.	Mike Anderson	OHIO STATE	1:48.39
6.	Gerald Masterson	Lay Witnesses for Christ	1:48.40
7.	Jeff VanWie	NOTRE DAME	1:49.4
8.	Mike Boit	Eugene, Oregon	1:49.5

800-METER RUN, Women's Invitational

EVENT 49

1.	Gail Conway	AIR FORCE	2:05.60
2.	Annette Campbell	OKLAHOMA	2:06.68
3.	Tara Arnold	TEXAS	2:06.91
4.	Florence Walker	TEXAS	2:08.43
5.	Anne Stadler	KANSAS STATE	2:08.47
6.	Robin Bell	Converse West	2:08.8
7.	Cathy Taylor	PRAIRIE VIEW	2:09.3
8.	Rosita Astrum	ALABAMA	2:09.6
9.	Revah Knight	GRAMBLING STATE	2:09.7
10.	Jeanie Molohon	PURDUE	2:09.9
11.	Stacey Zartler	Metroplex Striders	2:10.4
12.	Jacqui Sedwick	MICHIGAN STATE	2:10.7
13.	Sheila Montgomery	INDIANA	2:11.7
14.	Bernadette John	GRAMBLING STATE	2:12.2

1,500-METER RUN, University & College Final

EVENT 51

1.	Paul Black	IOWA STATE	3:43.40
2.	Dan Shamiyeh	EASTERN MICHIGAN	3:43.71
3.	Roosevelt Jackson	MIAMI	3:43.96
4.	Mark Gokie	NEBRASKA	3:45.15
5.	Rob Langstaff	AIR FORCE	3:45.43
6.	Dave Uhrich	MARQUETTE	3:45.47
7.	Jim Tyler	NOTRE DAME	3:45.51
8.	Lars Stromo	MISSOURI	3:46.0
9.	Mike Wood	OKLAHOMA STATE	3:47.4
10.	Mike Hallabrin	MIAMI	3:47.8
11.	Branton White	SOUTHWEST MISSOURI STATE	3:47.8
12.	Lamont Crichlow	JACKSON STATE	3:51.0

1,500-METER RUN, Men's Special Invitational

EVENT 52

1.	Steve Scott	Sub Four Track Club	3:38.27
2.	Ashley Johnson	WESTERN KENTUCKY	3:38.78
3.	Paul Larkins	OKLAHOMA STATE	3:38.83
4.	Colin Hume	MEMPHIS STATE	3:45.41
5.	Jean Verster	Lincoln, Nebraska	3:46.57
6.	Mick Bannister	COLORADO	3:48.34

NEW DRAKE RELAYS RECORD: Steve Scott, Sub Four Track Club - 3:38.27 -- New Event

4 X 400-METER RELAY, Women's Invitational Final

EVENT 55

1.	GRAMBLING STATE	3:33.74	Cynthia Green, 53.0; Yolande Small, 53.8; Revah Knight, 54.4; Gail Emmanuel, 52.6
2.	TEXAS	3:34.89	Susan Shurr; Florence Walker; April Cook, 54.0; Terri Turner, 53.0
3.	PRAIRIE VIEW	3:36.60	LaVonda Lockett, 55.0; Easter Gabriel, 52.9; Jocelyn Tatum, 54.5; Norrie McAfee, 54.2
4.	PURDUE	3:37.14	Sybil Perry, 54.0; Teresa Rozier, 52.9; Heidi Hackel, 54.5; Jill Sias, 56.0
5.	NEBRASKA	3:38.76	Holly Ashmore, 54.9; Nicole Ali, 54.6; Jennie Badami, 54.8; Marcia Tate, 54.2
6.	JACKSON STATE	3:42.9	Karen Lawson, LaVaughn Hanna, Vivian Brown, Wanda Carter
7.	TOLEDO	3:43.0	Greta Peterson, Lana Rice, Dawn Babcock, Ann Hammond
8.	DRAKE	3:46.3	Deborah Ross, 55.9; Ann Butler, 58.2; Krystal Griffin, 57.8; Carlon Blackman, 54.4

NEW DRAKE RELAYS RECORD: 3:33.74 - Grambling State (Cynthia Green, 53.0; Yolande Small, 53.8; Revah Knight, 54.4; Gail Emmanuel, 52.6)

OLD RECORD: 3:34.82, Nebraska, 1983

DR. CHANNING SMITH 4 X 400-METER RELAY, College Final

EVENT 56

1.	SOUTHEAST MISSOURI STATE	3:08.17	Dave Jackson, 49.4; Mike Dwyer, 46.1; Carl Bell, 46.2; Rob Thomas, 46.4
2.	NORTHWEST MISSOURI STATE	3:10.6	Mike Harris, 45.3; James Robinson, 46.9; Tom Lester, 48.4; K.P. Nelson, 47.0
3.	NORTHWOOD	3:11.3	Eric Butler, 48.5; Kim McCoy, 45.5; Charles Rogers, 47.2; Dennis Moore, 47.1
4.	CALIFORNIA POLY-POMONA	3:11.9	Eric Behring, 48.8; Jeff Williams, 47.8; Tyrone Robinson, 49.4; Demetrius Cook, 45.9
5.	NEBRASKA-OMAHA	3:13.0	Tim Freeburg, Mike Wellington, Duane Stueben, Al McLaughlin
6.	WAYLAND BAPTIST	3:13.7	Billy Konchellah, Ray Smith, Borns Andama, Joe Mercer
7.	SOUTH DAKOTA	3:17.5	Kevin Hoefling, 50.3; Courtney Clayborne, 48.3; Mike Martin, 50.2; Dave Case, 48.7

JOHN L. GRIFFITH 4 X 400-METER RELAY, University Final

EVENT 57

1. SOUTHERN ILLINOIS	3:00.78	Parry Duncan, 45.5; Tony Adams, 45.6; Elvis Forde, 45.1; Michael Franks, 44.5
2. OKLAHOMA	3:01.46	Aubrey Jones, 45.7; Donnie Kemp, 44.9; Dannie Carter, 45.8; Don Bly, 45.1
3. BAYLOR	3:03.56	Derwin Graham, 47.1; Johnny Thomas, 44.8; Zeke Jefferson, 46.2; Willie Caldwell, 45.4
4. TEXAS	3:04.41	John Patterson, Gary Roberson, Robert Kimble, Oddur Sigurdsson, 45.2
5. MISSISSIPPI STATE	3:05.14	Charles Spane, 46.4; George Washington, 46.6; Ronnie Dennis, 46.2; Yura Bryant, 45.9
6. ALABAMA	3:06.3	Terry Menefee, 46.7; William Wuyke, 46.4; Lamar Smith, 46.4; Cedric Vaughans, 46.9
7. INDIANA	3:06.5	Dezi Douglas, 47.4; Jon Thomas, 47.6; Roger Hunter, 45.0; Sunder Nix, 46.5
MIDDLEE TENNESSEE - Did Not Finish		

NEW DRAKE RELAYS & COLLEGIATE RECORD: 3:00.78 - Southern Illinois (Parry Duncan, 45.5;
Tony Adams, 45.6; Elvis Forde, 45.1; Michael Franks, 44.5)

OLD DRAKE RELAYS RECORD: 3:03.21, Southern Methodist, 1983

OLD COLLEGIATE RECORD: 3:01.98, Baylor, 1983

UNIVERSITY AND COLLEGE FIELD EVENTS, SATURDAY

PAGE ONE

Women's Invitational Discus Final

EVENT #68

1.	Lynne Anderson, XX-MINNEAPOLIS, MN	55.62	182-6 **
2.	Pia Iacova, ALABAMA	54.78	179-9
3.	Becky Fettig, MINNESOTA	51.54	169-1
4.	Kelly Landry, ALABAMA	50.64	166-2
5.	Cindy Lensmire, WISCONSIN-LA CROSSE	49.22	161-6
6.	Lisa Bossch, KANSAS	49.06	160-11½
7.	Diane Nordstrom, WISCONSIN	48.30	158-5½
8.	Robin Small, XX-SIOUX CITY, IOWA	48.20	158-2
9.	Gail Smith, IOWA	47.54	156-0
10.	Jo Beth Palmer, TEXAS	46.84	153-8
11.	Rhonda McCausland, SOUTHERN ILLINOIS	46.72	153-3
12.	Denise Buchanan, KANSAS	46.52	152-7
13.	Karole Finsand, XX-AUSTIN, TEXAS	44.30	145-4
14.	Angie Heitz, ILLINOIS	44.02	144-5
15.	Lana Boydston, ARKANSAS	43.20	141-9
16.	Beth Stuart, KEARNEY STATE	42.90	140-9
17.	Carla Miller, PURDUE	42.82	140-6
18.	Marcia Christiansen, WISCONSIN	42.38	139-0½
19.	LuAnn Soderling, NEBRASKA-WESLEYAN	42.12	138-2
20.	Dede Kavanaugh, TEXAS	41.96	137-8
21.	Pinkie Suggs, KANSAS STATE	ND	

** Drake Relays Record -- 182-6; previous record 182-1, Denise Wood, Knoxville TC, 1982.

University and College - Triple Jump - Final

EVENT #69

1.	Kenny Harrison, KANSAS STATE	16.06	52-8½
2.	Freddy Thompson, NORTHEAST MISSOURI	15.59	51-1 3/4
3.	Mike Lacy, IOWA	15.45	50-8½
4.	Moses Kiyai, IOWA STATE	15.31	50-2 3/4
5.	Bamson Fidipe, NORTH DAKOTA STATE	15.31	50-2 3/4
6.	Larry Streeter, INDIANA	15.29	50-2
7.	James Procter, MIAMI	15.25	50-0½
8.	Earl Whiting, SOUTHEAST MISSOURI	15.11	49-7
9.	James Patterson, NOTRE DAME	14.67	48-1½
10.	Todd Nash, ST. OLAF	14.65	48-0 3/4
11.	Marvin Jenkins, EASTERN MICHIGAN	14.63	48-0
12.	Delano Taylor, IOWA STATE	14.60	47-10 3/4
13.	Bjorn Johansson, TEXAS	14.50	47-7
14.	Vern Taplin, NORTH DAKOTA STATE	14.27	46-9 3/4
15.	DuBois McDavis, WESTERN ILLINOIS	14.18	46-6½
16.	Kurt Thome, TEXAS A & M	14.09	46-2 3/4
17.	Fred Richardson, MISSOURI	14.01	45-11½
18.	Bill King, MIDLAND LUTHERAN	14.01	45-11½
19.	Brian Turner, ILLINOIS STATE	13.95	45-9½
20.	Chuck Meyer, COE	13.87	45-6
21.	Mike Bridges, NEBRASKA-OMAHA	13.87	45-6
22.	Neal Guggemos, ST. THOMAS	13.56	44-6

UNIVERSITY AND COLLEGE FIELD EVENTS - SATURDAY

PAGE TWO

University and College Shot Put Final

EVENT #72

1.	Jeff Lehmann, ILLINOIS	19.16	62-10 $\frac{1}{4}$
2.	Ron Backes, MINNESOTA	19.12	62-8 $\frac{3}{4}$
3.	Clint Johnson, KANSAS	18.62	61-1
4.	Tom Newberry, WISCONSIN-LA CROSSE	17.82	58 -5 $\frac{1}{2}$
5.	John Smith, SOUTHERN ILLINOIS	17.60	57-9
6.	Ed Ellis, ALABAMA	17.37	57-0
7.	Doug Lowell, TEXAS	17.10	56-1 $\frac{1}{4}$
8.	Dan Matas, EASTERN ILLINOIS	17.08	56-0 $\frac{1}{2}$
9.	Brett Ailts, MOORHEAD STATE	16.91	55-5 $\frac{3}{4}$
10.	Larry Judge, INDIANA STATE	16.89	55-5
11.	Norm Balke, IOWA	16.74	54-11
12.	Gary Frank, MISSISSIPPI STATE	16.73	54-10 $\frac{3}{4}$
13.	Mark Debniak, CENTRAL MICHIGAN	16.62	54-6 $\frac{1}{4}$
14.	Rick Jordan, INDIANA	16.62	54-6 $\frac{1}{4}$
15.	Marion Matas, WESTERN ILLINOIS	16.53	54-2 $\frac{3}{4}$
16.	Dave Levos, NORTH DAKOTA	16.50	54-1 $\frac{3}{4}$
17.	Paul Deniston, COLORADO	16.45	53-11 $\frac{3}{4}$
18.	Dave Juehring, IOWA STATE	16.33	53-2
19.	Scott Karr, PITTSBURG STATE	16.15	52-11 $\frac{3}{4}$
20.	Todd Hoover, MICHIGAN STATE	15.89	52-1 $\frac{1}{2}$
21.	Chris Rusher, NORTHWOOD	15.82	51-10 $\frac{3}{4}$
22.	Drew Schaefer, AIR FORCE	15.69	51-5 $\frac{3}{4}$
23.	Doug Applegate, AIR FORCE	15.60	51-2 $\frac{1}{4}$
24.	Keith Moore, NORTHWEST MISSOURI	15.24	50-0
25.	Paul Nowakowski, MARQUETTE	14.81	48-7
26.	Dave McKeag, ST. THOMAS	14.57	47-9 $\frac{3}{4}$
	Dave Reasons, MIAMI	14.57	47-9 $\frac{3}{4}$
28.	Greg Weber, CINCINNATI	ND	
29.	Gary Kostrubala, IOWA	ND	
30.	Dave Knezovich, ST. THOMAS	ND	

University and College High Jump - Final

EVENT #71

1.	James Lott, TEXAS	2.27	7-5 $\frac{1}{2}$ **
	Lott Series: 7-0 7-1 $\frac{1}{2}$ 7-3 $\frac{1}{2}$ 7-5 $\frac{1}{2}$ 7-7 $\frac{3}{4}$		
	2.13 2.17 2.22 2.27 2.33		
	X OOX X OOX 000		
2.	Stephan Wray, SOUTHERN ILLINOIS	2.17	7-1 $\frac{1}{2}$
3.	Brian Tietjens, IOWA STATE	2.17	7-1 $\frac{1}{2}$
4.	Jim Lohr, SOUTHEAST MISSOURI	2.17	7-1 $\frac{1}{2}$
5.	Ethan Glass, TEXAS A & M	2.17	7-1 $\frac{1}{2}$
6.	Roger Brown, INDIANA	2.13	7-0
	Randy DeBuhr, MIDLAND LUTHERAN	2.13	7-0
	Ben Lucero, MISSOURI	2.13	7-0
9.	Doug Peterson, ILLINOIS STATE	2.13	7-0

UNIVERSITY AND COLLEGE FIELD EVENTS - SATURDAY

PAGE THREE

University and College High Jump - Final (Continued)

EVENT #72

Ron Jones, INDIANA	NH
Jeff Loescher, NEBRASKA	NH
Rodney Johnson, CINCINNATI	NH
Dale Acton, IOWA STATE	NH
Matt Baldus, CENTRAL MICHIGAN	NH
Carl Garcia, PRAIRIE VIEW A & M	NH
Eric Smith, ORAL ROBERTS	NH
Mike Burns, PURDUE	NH
Anthony Wallace, PITTSBURG STATE	NH
Mike Vukovich, MINNESOTA	NH
Todd Risby, ILLINOIS STATE	NH
Darrell Waite, KANSAS STATE	NH
Mke Lacy, IOWA	NH
Steve Weaver, NORTHERN IOWA	NH
Carl Ebeling, ST. OLAF	NH
Anthony Abbott, EASTERN MICHIGAN	NH
Mike Cunningham, IOWA	NH
Jerry Tanner, NORTHEAST MISSOURI	NH
Brett Bonavan, MINNESOTA	NH

** - DRAKE RELAYS RECORD -- 7-5½ -- Previous Record 7-5, Brian Tietjens, Iowa State, 1983.

University and College Pole Vault - Final

EVENT #70

1.	Todd Cooper, BAYLOR	5.41	17-9
2.	Gray Rappe, LOUISIANA STATE	5.41	17-9
3.	Jim Johnston, PURDUE	5.28	17-4
4.	David Hodge, BAYLOR	5.20	17-0 3/4
5.	Matt Kolb, MANKATO STATE	5.05	16-6 3/4
6.	Doug Jones, TEXAS	5.05	16-6 3/4
7.	Mark Bruce, TEXAS A&M	5.05	16-6 3/4
8.	Baker Vinci, MISSISSIPPI	5.05	16-6 3/4
9.	Todd Wigginton, IOWA	4.90	16-1
	Steve Glander, INDIANA	4.90	16-1
11.	Lane Lohr, ILLINOIS	4.90	16-1
	Tracy Slobodnik, NEBRASKA-OMAHA	4.90	16-1
	Glenn Loontjer, NEBRASKA	NH	
	Matt Vermillion, MIAMI	NH	
	Eugene Boissenen, MINNESOTA	NH	
	Andy Geiger, SOUTHERN ILLINOIS	NH	
	Bob Ferguson, SOUTHEAST MISSOURI	NH	
	Mitch Long, TEXAS	NH	
	Dave Broadhacker, MISSOURI	NH	
	Mike Rhoades, MINNESOTA	NH	
	Kevin James, DRAKE	NH	
	Troy Becker, NORTHERN IOWA	NH	
	Mike Stadther, MISSISSIPPI	NH	
	Dwayne Johnson, CINCINNATI	NH	
	Mark Phillips, NORTHWEST MISSOURI	NH	

UNIVERSITY AND COLLEGE FIELD EVENTS - SATURDAY

PAGE FOUR

University and College Pole Vault - Final (Continued)

Tim Mooney, IOWA STATE	NH
Joe Cook, TOLEDO	NH
Kevin Welu, COE	NH
Doug Pennino, IOWA	NH

Women's Invitational Long Jump - Final

EVENT #74

1. Kathy Rankins, GEORGIA	6.26	20-6 $\frac{1}{2}$
2. Tудie McKnight, XX-TEAM ADIDAS	6.11	20-0 $\frac{1}{2}$
3. Deirdre Jackson, PRAIRIE VIEW A&M	6.10	20-0 $\frac{1}{2}$
4. Robyne Johnson, TEXAS	5.90	19-4 $\frac{1}{2}$
5. Jane Mattke, XX-MINNEAPOLIS, MN	5.90	19-4 $\frac{1}{2}$
6. Vivian Brown, JACKSON STATE	5.87	19-3 $\frac{1}{2}$
7. Sharon Green, INDIANA	5.67	18-7 $\frac{1}{4}$
8. Vicki Boone, LINCOLN	5.65	18-6 $\frac{1}{2}$
9. Lisa Moats, NORTHEAST MISSOURI	5.59	18-4
10. Lorna Chatman, JACKSON STATE	5.56	18-3
11. Dorothea Brown, WISCONSIN	5.50	18-0 $\frac{1}{2}$

Women's Invitational Shot Put - Final

EVENT #73

1. Stine Lerdahl, KANSAS	15.77	51-9
2. Rhonda McCausland, SOUTHERN ILLINOIS	15.46	50-8
3. Vivian Fisher, MICHIGAN STATE	15.34	50-4
4. Karen Nitsch, WISCONSIN	15.20	49-10 $\frac{1}{2}$
5. Pinkie Suggs, KANSAS STATE	15.10	49-6 $\frac{1}{2}$
6. Cindy Lensmire, WISCONSIN-LA CROSSE	14.75	48-5 $\frac{1}{4}$
7. Jo Beth Palmer, TEXAS	14.39	47-2 $\frac{1}{2}$
8. Gail Smith, IOWA	14.39	47-2 $\frac{1}{2}$
9. Kris Benzie, NORTH DAKOTA STATE	14.31	46-11 $\frac{1}{2}$
10. Dot Lane, TEXAS	13.95	45-9 $\frac{1}{4}$
11. Marlene Fraha, NORTHEAST MISSOURI	13.92	45-8
12. Becky Fettig, MINNESOTA	13.89	45-7
13. Renee Aalund, NORTH DAKOTA STATE	13.77	45-2 $\frac{1}{4}$
14. LuAnn Soderling, NEBRASKA WESLEYAN	13.74	45-1
15. Denise Bushanan, KANSAS	13.60	44-7 $\frac{1}{2}$
16. Diane Nordstrom, WISCONSIN	13.56	44-6
17. Shelley Redies, IOWA	13.56	44-6
18. Linda McDuffy, CONCORDIA-MINNESOTA	13.55	44-5 $\frac{1}{2}$
19. Angie Heitz, ILLINOIS	13.39	43-11 $\frac{1}{4}$
20. Dorothy Copper, NORTHEAST MISSOURI	13.34	43-9 $\frac{1}{4}$
21. Julie Rask, XX-MINNEAPOLIS, MN	13.34	43-9 $\frac{1}{4}$
22. Mary Manning, AIR FORCE	13.27	46-9 3/4
23. Stacy Hartman, PURDUE	13.24	43-5 $\frac{1}{4}$
24. Carla Miller, PURDUE	13.07	42-10 $\frac{1}{2}$
25. Beth Stuart, KEARNEY STATE	13.04	42-9 $\frac{1}{2}$
26. Lana Boydston, ARKANSAS	12.67	41-6 3/4

75th ANNUAL DRAKE RELAYS

DRAKE STADIUM, DRAKE UNIVERSITY, DES MOINES, IOWA

SATURDAY, APRIL 28, 1984

SATURDAY MORNINGOFFICIAL RESULTSUNIVERSITY & COLLEGE

WEATHER REPORT: 45° - Sunny - Humidity 45% - Wind out of the West at 16, Gusting to 25

NOTE: Results are on accutrack timer unless otherwise noted by an "h"

4 X 110-METER SHUTTLE HURDLE RELAY, University & College Prelims

EVENT 42

HEAT # 1

- | | | |
|----------------------------|---------|---|
| 1. WAYLAND BAPTIST | 1:00.13 | Mansour Salem, Steve Hughbanks, Ray McNeal,
Robert Johnson |
| 2. DOANE | 1:01.92 | Doug Barter, Jim Weeks, Pat Soucie, Steve
Derr |
| WISCONSIN - Did Not Finish | | |

HEAT # 2

- | | | |
|---|---------|--|
| 1. IOWA | 59.25 | Gary Jacobsen, 15.5; Doug Jones, 14.3;
Todd Wigginton, 15.2; Ronnie McCoy, 14.3 |
| 2. CONCORDIA | 1:05.06 | Dan Hauer, Pete Seljevold, Brian Durkop,
Clay Wiffen |
| RICE - Disqualified--2-3 out of zone--ran 58.46 | | |
| NORTHERN IOWA - Disqualified-- No attempt to clear hurdle--ran 1:01.8 | | |

HEAT # 3

- | | | |
|--------------------------|---------|---|
| 1. CINCINNATI | 1:00.50 | Mark Hair, 14.9; Robert Pittman, 14.8;
Dwayne Johnston, 16.2; Byron Hill, 14.6 |
| 2. LUTHER | 1:03.67 | Keith Leroy, Mark Chambers, Mark Hillman,
Doug Schenatzki |
| 3. WISCONSIN-PLATTEVILLE | 1:06.70 | Will Hein, John Behr, Kevin Weber,
O.D. King |

QUALIFIERS: Iowa, Cincinnati, Doane, Wayland Baptist

800-METER MEDLEY REPLAY, Women's Invitational Prelims

EVENT 40

HEAT # 1

- | | | |
|--------------------|---------|--|
| 1. GRAMBLING STATE | 1:40.82 | Millie Jenkins, Gail Emmanuel, Cynthia Green,
Yolande Small, 54.6 |
| 2. TEXAS | 1:44.76 | Robyne Johnson, Angela Pullin, Juliet
Cuthbert, Susan Bean, 57.8 |
| 3. MINNESOTA | 1:45.44 | Tracy Chestnut, Steph Stoltman, Mary Shields,
Cathy Gorecki |
| 4. MANKATO STATE | 1:46.44 | Tremmie Thompson, Sue Harman, Jere Domes,
Michelle Olson |

800-METER MEDLEY RELAY, Women's Invitational Prelims, Cont'd.

EVENT 40

HEAT # 1, Cont'd.

5. CENTRAL	1:50.05	Patsy Byrne, Marti Haan, Lori Sears, Nancy Cisar
6. PURDUE	1:54.4	Djuna Barnes, Teresa Rozier, Sybil Perry, Heidi Hackel
7. NORTH DAKOTA STATE	1:55.3	Janis Thompson, Janelle Johnson, Linda Johnson, Sharon Stoffel
INDIANA - Did Not Finish--dropped baton		

HEAT # 2

1. NEBRASKA	1:39.56	Holly Ashmore, Rhonda Blanford, Angela Thacker, Jennie Badami, 53.7
2. JACKSON STATE	1:42.43	Lorna Chatman, Eunice Jones, Vivian Brown, Wanda Carter, 54.9
3. IOWA	1:43.68	Jackie Moore, Davera Taylor, Vivien McKenzie, Elaine Jones
4. WISCONSIN	1:44.39	Dorthea Braun, Kris Eiring, Renee Jones, Amy Henschen
5. MIDLAND LUTHERAN	1:46.6	Frances Rush, Val Rasnic, Melody Robinson, Virgie Bullie
6. TOLEDO	1:47.3	Greta Peterson, Ann Hammond, Lana Rice, Donna Bumpus
7. NORTHEAST MISSOURI STATE	1:50.9	Lisa Moats, Libby Chezum, Teri Gipple, Nancy Witte

HEAT # 3

1. PRAIRIE VIEW	1:40.54	Deirdre Jackson, Evan Williams, Easter Gabriel, Jocelyn Tatum, 54.3
2. SOUTHERN ILLINOIS	1:43.41	Jennifer Bartley, Cathy Davis, Denise Blackman, Debra Davis
3. DRAKE	1:43.66	Holly Johnson, Julie Kauls, Drystal Griffin, Deborah Ross, 54.1
4. GEORGIA	1:44.84	Carmen Gordon, Sandra Smith, Kara Houston, Stephanie Hines, 56.7
5. NORTHWEST MISSOURI STATE	1:51.5	Cindy Margis, Kris Parkhurst, Tami Freeman, Paula Bullard
NEBRASKA-OMAHA - Disqualified--1-2 out of zone--ran 1:48.52		

QUALIFIERS: Nebraska, Grambling, Prairie View, Jackson State, Southern Illinois, Drake, Iowa, Wisconsin

75th ANNUAL DRAKE RELAYS
RECORDS

UNIVERSITY-COLLEGE

Men's Javelin - 278'11", Einar Vilhjalmsson, Texas (old mark, 259'9", Bob Roggy, Southern Illinois, 1978).

Men's 400-Meter Intermediate Hurdles - Ties :49.4, Danny Harris, Iowa State (ties record of :49.4, Ralph Mann, Brigham Young University, 1970).

Men's High Jump - 7-5 1/2, James Lott, Texas (old mark, Brian Tietjens, Iowa State, 7-5, 1983)

COLLEGE

Distance Medley Relay - 9:39.65, Cal Poly-Pomona (Tony Reyes, Eric Behring, Demetrius Cook, Matt Blaty) (old mark, 9:43.4y, Eastern Michigan, 1971 & 1972).

WOMEN'S INVITATIONAL

Women's 400-Meter Intermediate Hurdles - :55.37; Nawal El Moutawkil, Iowa State (old mark, :58.11, Lynne Gamble, Prairie View, 1983; also new collegiate record, old mark, :55.67, Nawal El Moutawkil at Kansas Relays, April 21, 1984).

Women's 4x400-Meter Relay - 3:34.6, Grambling (Cynthia Green, Yolande Small, Bernadette John, Gail Emmanuel) (old mark, 3:34.82, Nebraska, 1983).

Discus - Lynn Anderson, Unattached, 182-6 (old mark, Denise Wood, Knoxville, Tennessee, 182-1).

400-Meter Dash - :50.98, Lillie Leatherwood, Alabama (old mark, Merlene Ottey, Nebraska, :51.45, 1983).

1,500-Meter Run - 4:12.66, Cindy Bremser, Wisconsin United (old mark, 4:15.66, Francie Laurieu, Pacific Coast TC, 1977).

4x400-Meter Relay - 3:33.74, Grambling (Cynthia Green, Yolande Small, Revah Knight, Gail Emmanuel) (old mark, 3:34.82, Nebraska, 1983).

HIGH SCHOOL BOYS

Long Jump - 23'11 3/4", Chris Walker, Davenport Central (old mark, 23' 1", Claude Perkins, Waterloo Central, 1980).

NINTH GRADE BOYS

4x100-Meter Relay - :45.7, Des Moines Hoover (Ray Drake, Mike McCune, Toussaint Cheatem, Tom Ross) (old mark, :45.79, Des Moines Roosevelt, 1982).

RECORDS - PAGE 2

NINTH GRADE GIRLS

4x100-Meter Relay - :52.16, Des Moines Roosevelt (Stephanie Holt, Tia Miranda, Zella James, Rickki Edwards) (old mark, :52.43, Des Moines Hoover, 1983).

UNIVERSITY

4x400-Meter Relay - 3:00.78, Southern Illinois (Parry Duncan, Tony Adams, Elvis Forde, Michael Franks) (old mark, 3:03.21, Southern Methodist, 1983). (Also new collegiate record, old mark, 3:01.98, Baylor, 1983).

NEW EVENTS RUN FOR FIRST TIME

Women's 100-Meter Hurdles - 13.75, Rhonda Blanford, Nebraska.

High School Girls Sprint Medley Relay - 54.8, Des Moines Roosevelt (Nina Fowler, March Kirby, Angela Foster, Gail Emmanuel).

Men's Special 1,500-Meter Run - 3:38.27, Steve Scott, Sub Four Track Club.

DRAKE RELAYS QUOTES

Mark Blaty (Anchor) Cal Poly-Pomona -- Winners College Distance Medley in DRAKE RELAYS RECORD 9:39.65

When I got the baton I was only 20 feet ahead. That forced me to run scared. I ran the first two laps fast and the crowd helped me after that. This is the first big meet we've had this year. We really like to come to this meet and we've been looking forward to it all year. The fans seem glad to have us come out.

Clarence Daniel Mississippi -- Winner Special Invitational 400-Meter Dash in 45.43

This was a PR for me and I'm very happy with the race. I have 45 flat as a goal and I might go under that. I think I'll be able to do it by the end of the season.

The fact that Sunder Nix wasn't running did make a difference. It would have been a very close race but I have beat him before.

Ronnie McCoy Iowa (Anchor) University-College 4X110-Meter Shuttle Hurdle Relay

I think I took off at the same time as the guy from Wayland Baptist but he hit a hurdle and I got an advantage, otherwise it would have been a photo finish.

We've been competing real close but we just haven't had the breaks. It just went our way today. We are now competing on a national level with everyone else.

William Wuyke Alabama Winner Men's Special Invitational 800-Meter Run in 1:47.35

This is really my first 800 meters outdoors this year. I was very nervous because I've had trouble with my hamstring. At about the finish of the first lap I felt a little pain. I said 'well, I've got a good kick so I went ahead and finished strong.

I didn't really surprise myself though. I ran in Europe last summer against very good competition and did very well. I'm in the lead right now for the 800-meter spot on the Venezuelan Olympic team.

Steve Scott Sub Four Track Club Winner Men's Special Invitational 1,500-Meter Run in DRAKE RELAYS RECORD 3:38.27


I was very pleased with the race today. I'm right about where I want to be right now so things are looking good.

It's always fun to come back to the Drake Relays. How many times in the United States do you get to run in front of 18,000 fans?

I'd be more scared running in this race today than I would be running in the finals of the 1,500 at the Olympics. There is always a seed of doubt running the first race of the year because you're never sure if you'll do as well as you think.


My first serious race of the year will be at the Pepsi meet in Los Angeles in late May. There will be a real world class field there. Today's race was very competitive though.

75TH YEAR - DES MOINES, IOWA



1984

HIGH SCHOOL
FRIDAY - SATURDAY
APRIL 27-28, 1984



75th ANNUAL DRAKE RELAYS
DRAKE STADIUM, DRAKE UNIVERSITY, DES MOINES, IOWA
FRIDAY, APRIL 27, 1984

FRIDAY AFTERNOON

OFFICIAL RESULTS

HIGH SCHOOL FINALS

110-METER HIGH HURDLES, High School Boys Invitational, Final - Event 4

Wind 7.86 mps against

1.	John Berding	MASON CITY	15.50
2.	Vernon Johnson	AMES	15.69
3.	Tom Fahrenkrug	DAVENPORT, Central	15.70
4.	Jeff Buseman	BELMOND	15.73
5.	Joe Edwards	CHARITON	16.01
6.	Kevin Kapinski	NORTH SCOTT of ELDRIDGE	16.09
7.	Matt Zuber	IOWA VALLEY of MARENGO	16.15
8.	Brent Baker	BURLINGTON	16.36

100-METER DASH, High School Girls Invitational, Final - Event 6 Wind 3.6 mps against

1.	Tash Kaiser	DES MOINES, Roosevelt	12.51
2.	Lexie Anderson	PLEASANT VALLEY	12.55
3.	Alycia Simpson	DES MOINES, East	12.56
4.	Senta Hawkins	DES MOINES, Hoover	12.61
5.	Heidi Dixon	MARION	12.85
6.	Damatria Watkins	FORT MADISON	12.92
7.	Dee Dee James	DES MOINES, North-Tech	12.93
8.	Karen Hoffman	CEDAR RAPIDS, Kennedy	12.98

100-METER DASH, High School Boys Invitational, Final - Event 7 Wind 6.6 mps against

1.	Gary Couch	DAVENPORT, Central	11.24
2.	Duane Nash	WATERLOO, Central	11.63
3.	Derrius Loveless	WATERLOO, East	11.73
4.	Brad Robertson	MARSHALLTOWN	11.80
5.	Perry Turner	WATERLOO, West	11.87
6.	Rod Taylor	DAVENPORT, Central	11.92
7.	Robin Jackson	NEWTON	13.0

4x100-METER RELAY, Ninth Grade Boys, Final - Event 9

DRAKE RELAYS RECORD - 45.7 - Des Moines, Hoover - 1984

1.	DES MOINES, Hoover	45.7	Ray Drake, Mike McCune, Toussaint Cheatom, Tom Ross
2.	DES MOINES, Roosevelt	46.2	Mike Angrick, David Welch, Phillip Wells, Joe McQuerry
3.	DES MOINES, East	46.2	Jeff Thomas, Robert Smith, Perry Rollins, Andy McHugh
4.	AMES	46.3	Steven Hoiberg, John Glotfelty, Rob Cain, Mike Devan
5.	VALLEY of WEST DES MOINES	48.4	B.J. Plummer, Bill Buckley, Todd Schnack, Jamie Kirby
6.	DES MOINES, Lincoln	48.6	Mike Bastian, Gerold Johnson, Dave Wilcox, Jeff Benn
7.	DOWLING of WEST DES MOINES	49.3	Colin Cosgrove, Eric Tiefenthaler, Mike Downey, Vic Gamboa
8.	DES MOINES, North-Tech	50.2	Jerry Berry, Leonard Brown, Tim McMains, Kelvin Freeman

4x100-METER RELAY, Ninth Grade Boys, Final - Event 10

DRAKE RELAYS RECORD - 52.16 - Des Moines, Roosevelt - 1984

1.	DES MOINES, Roosevelt	52.16	Stephanie Holt, Tia Miranda, Zella James, Rickki Edwards
2.	DOWLING of WEST DES MOINES	53.02	Kimber Dowie, Kayla Strako, Ann Guedenkauf, Jill Reid
3.	DES MOINES, North-Tech	53.07	Laura Simpson, Melissa Palmer, Stephanie Simmons, Lisa Simpson
4.	VALLEY of WEST DES MOINES	53.15	Shanna Pentico, Julie Beavers, Mary Baer, Kelly Kane
5.	DES MOINES, East	54.74	Courtney Coakley, Dawn Cameron, Tricia Collins, Kathy Adams
6.	AMES	55.1	Kimberly Briley, Gina Thompson, Shannon Scherr, Terri Jackson
7.	DES MOINES, Lincoln	56.09	Missy Holtman, Sheryl Staley, Melody Knowles, Cari Clark
	DES MOINES, Hoover	Disqualified	

4x800-METER RELAY, High School Boys Invitational, Final - Event 12

1.	AMES	8:02.5	Brian Spraggins, Scott Whigham, Mike Wunder, Jeff Buris
2.	WEST BRANCH	8:04.89	Marvin Cook, Tim Donovan, Brad Bartler, Mark Heid
3.	BURLINGTON	8:08.05	Scott Smith, Tracy McCampbell, Rob Harper, Bill Greenup
4.	BETTENDORF	8:10.01	Jeff Koos, Tom Buzzell, Todd Hovey, Steve Hunter
5.	VALLEY of WEST DES MOINES	8:11.60	Herb Hollwager, Bill Bankus, Todd Buchanan, Jerry Anderson
6.	CLINTON	8:15.0	Jim Jungjohann, Dan Hirl, Bill Cady, Jon Menges
7.	MARSHALLTOWN	8:15.5	Kent Terrillion, Paul Atha, Charles Grim, Steve Jay
8.	DUBUQUE, Wahlert	8:19.1	Bill McCaffery, Bill Powder, Steve Schutte, Dean Curtis
9.	CEDAR RAPIDS, Kennedy		Joe Dumond, John O'Leary, Rich Phillips, Jeff Gilliland
10.	FORT MADISON		Mike Clelland, Tom Wright, Tony Watkins, Tim Kreidler
11.	ANKENY		John Benjamin, Andy Ross, Brian Hoff, Blake Penquite
12.	CEDAR FALLS		Vance Ewing, Jason Pierce, Tony Curtis, Joel Snell
13.	CEDAR RAPIDS, Washington		Kurt Lippisch, Mark Nerta, Bob Hensley, Jeff Maples

400-METER LOW HURDLES, High School Boys Invitational, Final - Event 15

1.	Airell Clark	BELMOND	55.73
2.	Roy Moorman	CENTERVILLE	56.10
3.	Bill Bankus	VALLEY of WEST DES MOINES	56.92
4.	Joel Hartman	CEDAR RAPIDS, Kennedy	57.14
5.	Blake Wilkinson	CEDAR RAPIDS, Jefferson	57.38
6.	Jerry Hill	AMES	58.31
7.	Vernon Johnson	AMES	58.5
8.	Roger Bonar	WASHINGTON	59.0

SPRINT MEDLEY RELAY, High School Boys, Final - Event 18

1.	WEST BRANCH	3:34.4	Brian Lacina, Brad Bartelt, Marvin Cook, Mark Heid 1:55.8
2.	CEDAR RAPIDS, Washington	3:36.1	Tony Collins, Carl Jenkins, Tom McAleer, John Armon
3.	WATERLOO, West	3:37.3	Perry Turner, Scott Frazze, Mark McDonald, Dave Smith
4.	BETTENDORF	3:38.5	Steve Fors, Mitch Miller, Rick Solis, Scott Brooks
5.	DAVENPORT, West	3:38.8	Trell Everett, John Bear, Troy Harrington 49.4, Randy Pohlman
6.	FORT DODGE	3:39.2	Brian Lomica, Steve Schmidt, Kevin Astor, Mark Block
7.	BURLINGTON	3:43.0	Todd Blythe, Brent Baker, Virgil Owens, Mike Proctor
	CEDAR RAPIDS, Kennedy	Disqualified	

800-METER RUN, High School Girls, Final - Event 22

1.	Michele Carlin	NEW HAMPTON	2:15.10
2.	Vonda Velgersdyk	WESTERN CHRISTIAN of HULL	2:16.11
3.	Tami Koester	DAVENPORT, Central	2:16.99
4.	Sandy Kline	WAVERLY-SHELL ROCK	2:17.69
5.	Karen Koellner	AMES	2:17.75
6.	Charlene Letzring	NORTHEAST	2:18.42
7.	Julie Hudetz	BETTENDORF	2:18.69
8.	Kim Reese	NORTH SCOTT of ELDRIDGE	2:20.11

1,600-METER RUN, High School Boys Invitational, Final - Event 50

1.	Jim Garrison	INDIANOLA	4:20.12
2.	Jim Jungjohann	CLINTON	4:20.86
3.	Jon Menges	CLINTON	4:24.55
4.	Dave Smith	WATERLOO, West	4:25.67
5.	Randy Thein	FREDERICKSBURG	4:27.10
6.	John Armon	CEDAR RAPIDS, Washington	4:27.3
7.	David Nash	DES MOINES, North-Tech	4:29.1
8.	Tim Reicher	DUBUQUE	4:29.5
9.	Mark Block	FORT DODGE	4:29.6
10.	Jerry Anderson	VALLEY of WEST DES MOINES	4:29.8
11.	Jeff Gross	CARROLL Kuemper	4:29.8
12.	Mike Irving	IOWA CITY, Regina	4:31.1
13.	John Mohr	DAVENPORT, Central	4:33.5
14.	Steve Hunter	BETTENDORF	4:33.9
15.	Dave Griffith	DES MOINES, Lincoln	4:34.2
16.	Tom Penningroth	TIPTON	4:39.6
17.	Steve Jay	MARSHALLTOWN	4:43.4

4x400-METER RELAY, High School Girls, Final - Event 53

1.	DES MOINES, East	4:01.10	Michaele Gallagher 60.7, Lisa Edmonds 61.1, Lori Gimther 61.9, Alycia Simpson 57.4
2.	INDIANOLA	4:02.05	Shelly Roberts, 59.2, Lynn Shull 61.6, Katie Ruble 60.3, Steph Smith 61.0
3.	VALLEY of WEST DES MOINES	4:02.46	Kelly Kane 61.1, Carrie Hanson 58.3, Beth Leshar 62.0, Susan Cross 61.0
4.	NORTH SCOTT of ELDRIDGE	4.02.47	Kim Reese, Wendy White, Pam Leslie, Lisa Finnigen
5.	WAVERLY-SHELL ROCK	4:02.63	Lori Stumme 60.7, Trish Heine 59.1, Kristin Crandall 62.8, Sandy Kline 60.1
6.	FAIRFIELD	4:03.27	Michelle Brown 61.4, Diann Peasley 57.9, Shari Essary 63.0, Joni Clements 60.9
7.	CEDAR RAPIDS, Kennedy	4:05.5	Kristi Loftus 64.2, Tami Hoffman 60.5, Heidi Holmquist 61.2, Karen Hoffman 59.6

4x400-METER RELAY, High School Boys, Final - Event 54

1.	BURLINGTON	3:23.19	Tracy McCampbell 50.1, Mike Proctor 52.3, Rob Harper 51.0, Bill Greenup 49.7
2.	MARSHALLTOWN	3:23.39	Kent Terrillion 50.0, Dale Clayton 50.7, Jim Turner 52.0, Dan Lamb 50.6
3.	IOWA CITY, West	3:23.59	Lee Bahmler 51.7, Chris Scott 50.6, Alex Marchicelli 50.0, Ben Eskin 51.2
4.	AMES	3:23.66	Jeff Burris 49.7, Dan Beaudry 52.8, Brian Spraggins 51.3, Vernon Johnson 49.8
5.	WEST BRANCH	3:24.69	Mark Heid 51.6, Alan Koffron 52.8, Marvin Cook 50.1, Brad Bartlet 50.2
6.	FORT MADISON	3:25.72	Hoffice Clark, Tony Watkins, David Lauro, Tom Wright
7.	OTTUMWA	3:26.9	Jim Chamberlain, Monte Whisler, Eric Larsen, Stephen Dial
8.	CEDAR FALLS	3:28.7	Dave Hinz 52.7, Vance Ewing 53.6, Dave Nissen 52.4, Joel Snell 51.8

3,200-METER RUN, High School Boys Invitational, Final - Event 24

1. Trent Timson	CEDAR FALLS NUHS	9:30.84
2. Tom Penningroth	TIPTON	9:33.35
3. Dave Smith	WATERLOO, West	9:34.14
4. Mark Block	FT. DODGE	9:36.35
5. John Mohr	DAVENPORT Central	9:36.45
6. Paul Barnhart	LeMARS-GEHLEN	9:38.02
7. Dan Kostager	AUDUBON	9:38.45
8. Mike Schweizer	DOWLING of WEST DES MOINES	9:42.84
9. Scott Engelhardt	SHELDON	9:45.1
10. Mike Kabela	SOLON	9:45.2
11. Steve Hunter	BETTENDORF	9:45.9
12. Jerry Anderson	VALLEY of WEST DES MOINES	9:48.8
13. Jeff Maples	CEDAR RAPIDS, Washington	9:48.9
14. Dave Voss	AMES	9:49.3
15. Paul Bunnell	CENTRAL LEE of ARGYLE	9:55.8
16. Jeff Hammons	IOWA VALLEY of MARENGO	9:56.7
17. Kyle Caudel	DES MOINES, Hoover	9:57.5
18. Gary Rentz	CLINTON	9:58.2
19. Mike Clelland	FT. MADISON	10:06.3
20. Paul Beatty	SEYMOUR	10:15.2
21. Curt Cuthbert	MARSHALLTOWN	10:17.8
22. Tim Slingsby	BETTENDORF	10:26.7

4x100-METER RELAY, High School Girls Invitational, Final - Event 35

1. PLEASANT VALLEY	49.26	Krisi Parsons, Anne Seaberg, Danielle Betram, Lexie Anderson
2. CHARLES CITY	49.73	Kathy Bourne, Michelle Dunagan, Janelle Mitchell, Julie Saunders
3. DAVENPORT, Central	49.76	Marjorie Wilmington, Sharita Couch, Cherry Nunn, Yolanda Daye
4. DAVENPORT, West	49.81	Tatia Hamilton, Pam Thomas, Tracy Trondson, Celeste Thomas
5. CEDAR RAPIDS, Jefferson	49.85	Brenda Sanders, Gina Pedersen, Angie Facion, Julie Davis
6. DES MOINES, Hoover	50.03	Linda Wilcots, Linda Joshua, Laura Ocel, Senta Hawkins
7. CEDAR RAPIDS, Kennedy	50.49	Tami Hoffman, Kristi Loftus, Heidi Holmquist, Karen Hoffmann
DUBUQUE, Senior	Disqualified	

4x100-METER RELAY, High School Boys, Final - Event 36

1.	DAVENPORT, Central	42.63	Chris Walker, Gerald Connor, Rodney Taylor, Gary Couch
2.	BURLINGTON	43.52	Brett Grimshaw, Jessee Twillie, Todd Blythe, Brent Banker
3.	MARSHALLTOWN	43.59	Brad Robertson, Steve Harris, Dale Clayton, Paul Beals
4.	VALLEY of WEST DES MOINES	43.73	Grant Goodman, Sean Donnelly, John Pogemiller, Karlos Kirby
5.	DES MOINES, East	44.03	Jayson Murray, Chris Zallek, Mike Welch, John Jewett
6.	AMES	44.05	Darren Milliken, Paul Gregoric, Kurt Hockman, Devon Epstein
7.	CEDAR RAPIDS, Washington	44.08	Todd Beaumont, Scott Quackenbush, Tony Collins, Carl Jenkins
	WATERLOO, Central	Did not finish	

SPRINT MEDLEY RELAY - High School Girls Invitational, Final - Event 39

NEW EVENT - DRAKE RECORD - Des Moines, Roosevelt - 1:47.08

1.	DES MOINES, Roosevelt	1:47.08	Nina Fowler, March Kirby, Angela Foster, Tash Kaiser
2.	DES MOINES, North-Tech	1:47.97	Lisa Simpson, Michele Carter, Dee Dee James, Liz Messerly
3.	DAVENPORT, Central	1:48.82	Cherry Nunn, Sharita Couch, Yolanda Daye, Cindy Pucic
4.	DES MOINES, Hoover	1:49.76	Linda Joshua, Laura O'Cell, Stephanie Williams, Senta Hawkins
5.	BETTENDORF	1:50.87	Amy Kane, Tammi Paulson, Doreen Schmidt, Julie Waterman
6.	FORT MADISON	1:51.1	Dametria Watkins, Kathy Samson, Jull Burkholder, Janice Turner
7.	AMES	1:53.2	Stefani Sogard, Jim Sprat, Michelle Tannahill, Ellen Tait
8.	DUBUQUE, Hempstead	1:53.3	Kathy Hayward, Tracy Schmilgen, Joleen Neyen, Stephanie Swalla

4x200-METER RELAY, High School Boys Invitational, Final - Event 45

1.	DAVENPORT, Central	1:29.07	Chris Walker, Gerald Connor, Rod Taylor, Gary Couch
2.	OTTUMWA	1:30.22	Gary Shaver, David Foster, Monte Whisler, Stephen Dial
3.	BURLINGTON	1:30.66	Todd Blythe, Tracy McCampbell, Rob Harper, Bill Greenup
4.	WATERLOO, Central	1:31.02	Carlos Clayburn, Bruce Perkins, Tim Burnside, Duane Nash
5.	ANKENY	1:32.02	John Leverenz, Jim Tudor, Kevin Little, Darrin Eliander
6.	VALLEY of WEST DES MOINES	1:35.97	Grant Goodman, John Pogemiller, Jamie Kirby, Karlos Kriby

75th ANNUAL DRAKE RELAYS
DRAKE STADIUM, DRAKE UNIVERSITY, DES MOINES, IOWA
FRIDAY, APRIL 27, 1984

FRIDAY MORNING

OFFICIAL RESULTS

HIGH SCHOOL

FIELD EVENTS

SHOT PUT, High School Boys, Preliminaries & Final - Event 61

1. Ben Norby, Dubuque	57-6
2. Brian Baker, Albia	53-11 3/4
3. Paul Slater, Arnolds Park	52-10
4. John Butler, Sioux City, West	52-8 1/4
5. Bruce Sawin, Northwood-Kensett	52-5 1/4
6. Gregg Wellman, Des Moines, Hoover	52-3 3/4
7. Brett Grimshaw, Burlington	51-8 3/4
8. Calvin VandeHoef, Sibley	51-5 3/4
9. Hrschel Oliver, Davenport, West	51-3
10. Steve Wright, Grinnell	50-8 3/4
11. Mark Welsch, Bettendorf	49-11 3/4
12. Stuart Stahl, Williamsburg	49-9 1/4
13. Jerry Cook, Des Moines, East	49-1 1/4
14. Matt MacNider, Dubuque, Hempstead	48-10
15. Dennis Preston, Cedar Rapids, Washington	48-5 1/4
16. Clark Hopp, Glenwood	48-1 1/2

HIGH JUMP, High School Boys, Final - Event 60

1. Pat Meade, North Linn of Coggon	6-9
2. John Vaske, Nesco of Zearning	6-9
3. K.P. Lansing, Linn-Mar of Marion	6-9
4. Randy White, Waterloo, Columbus	6-7
5. Melvin Osborn, Burlington	6-7
6. Tom Fahrenkrug, Davenport, Central	6-7

Other Measured Jumps

Airell Clark, Belmond	6-7
Marlin Bryant, Malvern	6-7
Chris Halsne, Spencer	6-7
Todd Bohnsack, Vinton	6-7
Scott Anderson, Muscatine	6-5
Craig Broyles, Carroll, Kuemper	6-3
Brad Pospisil, Cedar Rapids, Kennedy	6-3
Randy Reitsma, Fort Dodge	6-3
Tom Ward, Iowa City	6-3
Eric Hansen, Sioux City, East	6-3
Tom Lang, Spencer	6-3
Kevin Gesink, Western Christian of Hull	6-3

POLE VAULT, High School Boys, Final - Event 59

1. Paul Wagler, Burlington	14-0
2. Tim Reiners, Mason City	14-0
3T Dan Hilker, Cedar Rapids, Kennedy	13-0
3T Rick Hefel, Dubuque, Wahlert	13-0
5T Tom Keating, Bettendorf	13-0
5T Kevin Goff, Camanche	13-0
5T Mark Winter, Cedar Falls	13-0

Other Measured Vaults

Allen Dolph, Burlington	13-0
Tim Rogers, Waterloo, Columbus	13-0

DISCUS, High School Boys, Preliminaries & Final - Event 66

1. Clark Hopp, Glenwood	177-8
2. Kurt Westhoff, LeMars	166-0
3. Doug Koopman, Storm Lake	161-5
4. Ben Norby, Dubuque	152-11
5. Troy Course, Fort Dodge	152-10
6. Jeff Springer, Hampton	152-1
7. Tom Hoegh, Atlantic	151-10
8. Scott Andriano, Bettendorf	150-2
9. Randy Twitt, Valley of West Des Moines	148-11
10. Pat Flynn, Waterloo, Columbus	146-2
11. Calvin Vandehoef, Sibley	145-5
12. Bill Fullerton, Clinton	136-7
13. Dick Morrison, English Valley	ND
14. Doug Gardner, Pekin of Packwood	ND
15. Eric Aspengren, Boone	ND

LONG JUMP, High School Boys, Preliminaries & Final - Event 67DRAKE RELAYS RECORD - Chris Walker, Davenport, Central - 23-11 3/4

1. Chris Walker, Davenport, Central	23-11 3/4
2. Allen Crock, Tipton	21-5 3/4
3. Matt Zuber, Iowa Valley of Marengo	21-5
4. Todd Koos, Harlan	21-0 1/4
5. Cottrell Smith, Waterloo, West	20-11 1/4
6. Duane Nash, Waterloo, Central	20-11 1/4
7. Gary Couch, Davenport, Central	20-11
8. Doug Parker, Elkhorn-Kimballtown	20-8 3/4
9. Kyle Beers, Central Decatur of Leon	20-5 1/2
10. Tim Smith, Iowa City	20-4 3/4
11. Chris Sanchez, Mason City	20-0
12. Rick Wolthuizen, Sanborn	19-11 3/4
13. Tork Hook, Wayne of Corydon	19-11
14. Dave Slife, North Linn of Coggon	19-2 1/4
15. Vernon Johnson, Ames	18-11 3/4
16. Duane Yoder, Pekin of Packwood	18-8

75th ANNUAL DRAKE RELAYS
DRAKE, STADIUM, DRAKE UNIVERSITY, DES MOINES, IOWA
FRIDAY, APRIL 27, 1984

FRIDAY MORNING

OFFICIAL RESULTS

HIGH SCHOOL PRELIMINARIES

Weather: Wind southwest gusting to 42 mph; 66°; Humidity 76%; Clear

100-METER DASH, High School Boys Invitational, Preliminaries - Event 7

Wind 3.47 mps against

HEAT ONE

1.	Rod Taylor	DAVENPORT, Central	11.70
2.	Perry Turner	WATERLOO, West	11.84
3.	Cottrell Smith	WATERLOO, West	11.92
4.	Kent Thompson	URBANDALE	11.96
5.	Grant Goodman	VALLEY OF WEST DES MOINES	11.98
6.	Gary Hansen	SAC CITY	12.11
7.	Darren Milliken	AMES	12.15
8.	Rod Storch	WEST BURLINGTON	12.16

HEAT TWO

1.	Gary Couch	DAVENPORT, Central	11.47
2.	Paul Ruiz	ELDORA-NEW PROVIDENCE	11.97
3.	Mike Hughes	MUSCATINE	12.08
4.	Mitch Miller	BETTENDORF	12.15
5.	Kurt Hockman	AMES	12.18

110-METER HIGH HURDLES, High School Boys Invitational, Preliminaries - Event 4

HEAT ONE

Wind 8.07 mph against

1.	Vernon Johnson	AMES	16.05
2.	Matt Zuber	IOWA VALLEY OF MARENGO	16.08
3.	Mike Angell	MASON CITY	16.21
4.	Gary Shaver	OTTUMWA	16.96
5.	Steve Williams	DAVENPORT, Central	17.17
6.	Jesse Twillie	BURLINGTON	17.71
7.	Tracy Thompson	MISSOURI VALLEY	18.7
8.	Mark Wilson	INDIANOLA	18.9

HEAT TWO

Wind 2.93 mps against

1.	John Berding	MASON CITY	15.22
2.	Brent Baker	BURLINGTON	15.63
3.	Jeff Curnew	DES MOINES, Lincoln	15.82
4.	Brad Marolf	WILTON	16.25
5.	David Coker	KEOKUK	16.37
6.	Mark Anderson	BELMOND	16.72
7.	Monte McCleerey	DENISON	17.2
8.	Tim Woomert	NORTH SCOTT of ELDRIDGE	17.3

HEAT THREE Wind 3.25 mps against

1.	Brad Robertson	MARSHALLTOWN	11.49
2.	Robin Jackson	NEWTON	11.79
3.	Mike Tice	PERRY	11.79
4.	Karlos Kirby	VALLEY of WEST DES MOINES	11.88
5.	Chad Welding	SIOUX CITY, North	11.97
6.	Brent Clark	INDIANOLA	12.11
7.	Darrell Meyer	WEST DELAWARE of MANCHESTER	12.18
	Ron Cheatem	DES MOINES, North-Tech	Disqualified

HEAT FOUR

1.	Duane Nash	WATERLOO Central	11.41
2.	Derrius Loveless	WATERLOO, East	11.62
3.	Brett Grimshaw	BURLINGTON	11.71
4.	Darren Speidel	MOUNT PLEASANT	11.93
5.	John Andrew	URBANDALE	12.06
6.	Trell Everett	DAVENPORT, West	12.06
7.	Todd Nicholson	STORM LAKE	12.07
8.	Ace Moore	TRI-COUNTY of THORNBURG	12.10

Qualifiers: Vernon Johnson, Ames; Matt Zuber, Iowa Valley of Marengo; John Berding, Mason City; Brent Baker, Burlington; Brad Robertson, Marshalltown; Robin Jackson, Newton; Duane Nash, Waterloo, Central; Derrius Loveless, Waterloo, East.

4x200-METER RELAY, High School Boys Invitational, Preliminaries - Event 45HEAT ONE

1.	DAVENPORT, Central	1:29.26	Chris Walker, Gerald Connor, Rod Taylor, Gary Couch
2.	BURLINGTON	1:30.68	Todd Blythe, Tracy McCampbell, Rob Harper, Bill Greenup
3.	OTTUMWA	1:30.78	Gary Shaver, David Foster, Monte Whisler, Stephen Dial
4.	ANKENY	1:32.44	John Leverenz, Jim Tudor, Kevin Little, Darrin Eliander
5.	CLINTON	1:33.79	Mike Flint, Bobby Davis, Eric Olson, Brad Dalldorf
6.	CEDAR RAPIDS, Jefferson	1:34.7	David Dighton, Kelley Baker, Randy Meier, Roger Cassill
	MARSHALLTOWN		Disqualified
	FORT MADISON		Disqualified

HEAT TWO

1.	VALLEY of WEST DES MOINES	1:32.08	Grant Goodman, John Pogemiller, Jamie Kirby, Karlos Kirby
2.	DAVENPORT, West	1:33.03	Trell Everett, Tim Stovall, John Bear, Troy Henderkott
3.	CEDAR RAPIDS, Washington	1:33.06	Scott Quackenbush, Tony Collins, Todd Beaumont, Carl Jenkins
4.	BETTENDORF	1:33.17	Rick Solis, John Fisher, Steve Fors, Mitch Miller
5.	CEDAR FALLS	1:33.37	Dave Hinz, Mike Trebon, Todd Eastman, Joel Snell
6.	CEDAR RAPIDS, Kennedy	1:34.00	Kris Kvach, Glen Brach, Tom Peifer, Ben Jenkins
7.	AMES	1:34.3	Darren Milliken, Paul Gregocle, Kurt Hockman, Devon Epstein
	WATERLOO, West		Disqualified

HEAT THREE

1. WATERLOO, Central	1:31.89	Carlos Clayburn, Bruce Perkins, Tim Burnside, Duane Nash
2. DES MOINES, East	1:32.67	Jason Murray, Chris Zallek, Mike Welch, John Jewett
3. SIOUX CITY, East	1:33.09	Jonas Forsman, Chris Graham, Tim Jackson, Allen Burns
4. MUSCATINE	1:33.60	Steve Hughes, Craig Rowe, Mark Nowling, Mike Hughes
5. IOWA CITY, West	1:34.62	Doug Scott, Dan Hoeffey, Scott Alberts, Alex Marchicelli
6. WAUKON	1:34.63	Nick Hogendorn, Greg Farley, Jacon Hackman, Erick Campbell
DES MOINES, Hoover	Did not finish	
CAMANCHE	Disqualified	

Qualifiers: Davenport, Central; Burlington; Ottumwa; Waterloo, Central; Valley of West Des Moines; Ankeny; Des Moines, East; Davenport, West

SPRINT MEDLEY RELAY, High School Boys Invitational, Preliminaries - Event 18HEAT ONE

1. DAVENPORT, West	3:35.9	Trell Everett, John Bear, Troy Harrington, Randy Pohlmann
2. BURLINGTON	3:37.1	Todd Blythe, Brent Baker, Virgil Owens, Mike Proctor
3. DUBUQUE	3:37.9	Ted Stieber, Craig Cullen, Jeff Kemp, Tim Reicher
4. DAVENPORT, Central	3:39.0	Chris Walker, Gerald Connor, Paul Sierra, Matt Wilber
5. NEWTON	3:42.7	Tim Stiles, Pat Hansen, Robin Jackson, Steve Quick
INDIANOLA	Did not finish	
COUNCIL BLUFFS, Jefferson	Disqualified	

HEAT TWO

1. WEST BRANCH (WB)	3:34.1	Brian Lacina, Brad Bartelt, Marvin Cook, Mark Heid
2. WATERLOO, West	3:36.2	Reggie Burkett, Glenn Seals, Mark McDonald, Dave Smith
3. CEDAR RAPIDS, Kennedy	3:36.34	Kris Kvach, Ben Jenkins, Tom Peifer, Joel Hartman
4. FORT DODGE	3:37.54	Brian Lomica, Steve Scjmidt, Kevin Astor, Mark Block
5. AMES	3:44.4	Chris Benson, Paul Gregorac, Dan Beaudry, David Engstrom
6. MARSHALLTOWN	3:49.0	John Barton, Paul Beals, Jim Turner, Pat Wheeler
7. DUBUQUE, Wahlert	3:53.1	John Desens, Roger Oberfoell, Jay McDonald, Pat Greener

HEAT THREE

1.	BETTENDORF	3:35.5	Steve Fors, Mitch Miller, Rick Solis, Scott Brooks
2.	CEDAR RAPIDS, Washington	3:36.1	Tony Collins, Carl Jenkins, Tom McAleer, John Armon
3.	CEDAR RAPIDS, Jefferson	3:41.1	Roger Cassill, Bob Driscoll, Kelley Baker, Rob Delp
4.	DES MOINES, North-Tech	3:43.1	Ron Cheatem, Mike Ford, Charles Barber, David Nash
5.	MASON CITY	3:45.9	John Berding, Chris Sanchez, Joe DeRock, Eric Busch
6.	CENTRAL LEE of ARGYLE	3:46.8	Bill Burgess, Andy Benner, Dean Geils, Paul Bunnell
7.	CHARLES CITY	3:47.0	Steve Hauser, Bret Ackerson, Brad Blonigen, Kevin Clapp
8.	FORT MADISON	3:47.3	Jeff Burch, Eddie Turner, Hollice Clark, David Lauro

Qualifiers: West Branch; Bettendorf; Davenport, West; Waterloo, West; Cedar Rapids, Kennedy; Cedar Rapids, Washington; Burlington, Fort Dodge.

SATURDAY MORNING

Weather: Wind west at 16mph gusting to 25 mph; 45°; Humidity 45%; Clear

4x100-METER RELAY, High School Boys Preliminaries - Event 36HEAT ONE

1.	DAVENPORT, Central	42.97	Chris Walker, Gerald Connor, Rodney Taylor, Gary Couch
2.	BURLINGTON	43.56	Brett Grimshaw, Jesse Twillie, Todd Blythe, Brent Baker
3.	VALLEY of WEST DES MOINES	43.72	Grant Goodman, Sean Donnelly, John Pogemiller, Karlos Kirby
4.	BETTENDORF	44.41	Rick Solis, John Fisher, Steve Fors, Mitch Miller
5.	WATERLOO, West	44.79	Perry Turner, Glenn Seals, David Greer, Cottrell Smith
6.	CEDARL FALLS, Northern Iowa	45.5	Scott Hansen, Brad Blough, Darin Smith, Calvin Strong
7.	CLARION	46.1	Steve Watne, Todd Burras, Paul Arteman, Kendell Swanson
8.	CARROLL, Kuemper	46.1	Doug Leiting, Marty Fay, Paul Drey, Don Hagedorn

HEAT TWO

1. MARSHALLTOWN	43.77	Brad Robertson, Steve Harris, Dale Clayton, Paul Beals
2. AMES	44.11	Darren Milliken, Paul Gregorac, Kurt Hockman, Devon Epstein
3. CEDAR RAPIDS, Washington	44.16	Todd Beaumont, Scott Quackenbush, Tony Collins, Carl Jenkins
4. DES MOINES, East	44.27	Jayson Murray, Chris Zallek, Mike Welch, John Jewett
5. WATERLOO, East	44.67	Tony Butler, Warren Jones, Terry Goodson, Derrius Loveless
6. OTTUMWA	45.47	Gary Shaver, David Foster, Brian Brown, Bob McCall
7. DES MOINES, Hoover	46.28	Marcus Bailey, Brian Tate, Kelly Martin, Vernon Ross

HEAT THREE

1. CEDAR RAPIDS, Kennedy	44.74	Kris Kvach, Glen Brach, Steve Burke, Brad Pospisal
2. CLINTON	44.81	Bill Rose, Bobby Davis, Eric Olson, Chris Cassaday
3. MASON CITY	45.08	Chris Sanchez, Mike Angell, Cam Chandler, John Berding
4. ANKENY	45.22	Kevin Little, Jeff Chambers, Jim Tudor, Jim Rinker
5. COUNCIL BLUFFS, Lincoln	45.42	Kyle Jones, Brad Hemmingsen, Anthony Mitchell, Jim Westmoreland
6. CAMANCHE	45.54	Todd Knutsen, John Kruthoff, Kevin Goff, Rich Burlingame
7. CEDAR RAPIDS, Jefferson	45.55	Roger Cassill, Kelley Baker, Randy Meier, Scott Wischmeyer
8. DUBUQUE, Hempstead	45.65	Mike Hodge, Mike Waters, Jeff Dyer, Ron Krug

HEAT FOUR

1. WATERLOO, Central	44.02	Carlos Clayton, Bruce Perkins, Tim Burnside, Duane Nash
2. NORTH SCOTT of ELDRIDGE	44.70	Tom Kuhl, Doug Wilbert, Tim Schneckloth, Scott Dean
3. URBANDALE	45.05	Steve Kaus, John Andres, Jeff Richards, Kent Thompson
4. MUSCATINE	45.35	Steve Hughes, Craig Rowe, Mark Nowling, Mike Hughes
5. DUBUQUE, Wahlert	45.41	John Desens, Roger Oberfoell, Mike Sullivan, Roger McCarron
6. PAULLINA	45.47	Tom Johannsen, Tim Feldotto, Tom Feldotto, Paul Skinner
7. MAQUOKETA	46.22	Jason Hoerner, Scott Kirk, Don McDonald, Phil Denlinger
8. BEDFORD	46.5	Bill Walters, Kenny Weed, Matt Lucas, Andre' Hardee

HEAT FIVE

1. DES MOINES, North-Tech	44.75	Julius Carter, Ron Cheatem, Mike Morrow, Tim Wright
2. IOWA CITY, West	45.35	John Hesse, Dan Hoffey, Scott Alberts, Mike Brachtenbach
3. SPENCER	45.37	Dan Cotton, Pete Mullenberg, Kyle Lentz, Mike Bell
4. SIOUX CITY, North	45.59	Todd Trometer, Matt Welding, Pat Redmond, Chad Welding
5. WILTON	45.66	Brad Marolf, Will Pennington, Steve Gray, Robert Kreimeyer
6. WINTERSET	46.05	Barry Swenning, Shawn Corkrean, Mike Elings, Dave Higginbotham
7. CHARLES CITY	46.10	Tom Debower, Jim Lembke, Brett Ackerson, Kevin Marvin
8. CENTRAL LEE of ARGYLE	46.55	Bill Burgess, Monte Petry, Dean Geils, John Hayes

HEAT SIX

1. WAVERLY-SHELL ROCK	45.27	Rob Luebbers, Brent Koleno, John Walezyk, Mark Ranard
2. PLEASANT VALLEY	45.47	Sean Norville, Steve Sturm, Paul Schmertman, Steve Green
3. MOUNT PLEASANT	45.78	Mike Carden, Willie Barney, Tom Wiegel, Brett Jolgorsen
4. CARLISLE	46.07	Steve Shipley, Sawhn Heggen, Bob King, Darin Finf
5. JOHNSTON	46.15	Bob McKenzie, Bart Ratterree, Bill Paez, Joe Bognanno
6. LINN-MAR of MARION	46.30	Dennis Wegner, K.C. Widenman, Brian Bockenstedt, Mark Lancaster
7. DUBUQUE	46.65	Bob Freeze, Tom Callan, Tony Callahan, John Ruden
8. WEST DELAWARE of MANCHESTER	46.9	Chris Goerdts, Bryan Meinert, Darrell Meyer, Scott Burke

HEAT SEVEN

1. SOUTH TAMA	45.54	Jeff Blocker, Brian Crawford, Mike Koplin, Darin Blocker
2. COUNCIL BLUFFS, St. Albert	45.58	Scott Johnson, Mike Doran, Rex Romano, John Gard
3. EMMETSBURG	45.59	Jim Higley, Mike Thompson, Rob Gannon, Kurt Reeves
4. BELMOND	45.84	Mark Anderson, Geoff Post, Terry Smith, Jeff Buseman
5. NORTH TAMA of TRAER	46.49	Dan Mason, Ron Hanus, Andy Berner, Ken Bradley
6. NEWTON	46.81	Steve Palmer, Dan Dunlavy, Wayne Houser, Don McKinney
7. EDDYVILLE	47.07	Scott Sullivan, Mike Randell, Jeff Moore, Russ Gutch

HEAT EIGHT

1.	FORT DODGE	45.28	Brian Lomica, Steve Schmidt, Mike Thedford, Brian Woodley
2.	NORWALK	45.47	John Fritz, John Gray, Todd McCarl, Cy Albertson
3.	DOWLING of WEST DES MOINES	45.68	Tony Madonia, Jerry Broderick, Jeff Lynch Walt Maley
4.	SHENANDOAH	45.93	Brent Kocis, Phil Gates, Tom McComb, Pat Dankof
5.	NEVADA	46.27	Craig Handsaker, Dan Williams, Dave Duit, Shawn Craig
6.	NORTH LINN of COGGON	46.6	Dave Slife, Richard Takes, Troy Rolfe, Ben Holub
7.	ELDORA-NEW PROVIDENCE	47.7	Ron Larson, James Pagel, Randy Mackey, Raul Ruiz
	IOWA VALLEY of MARENGO	Disqualified	

HEAT NINE

1.	CEDAR FALLS	44.72	Dave Hinz, Mike Trebon, Todd Eastman, Joel Snell
2.	CAL of LATIMER	46.19	Kevin Wenzel, Tom Muhlenbruck, Mitch Vanness, Todd Modderman
3.	WESTERN DUBUQUE of EPWORTH	46.28	Jon Hardin, Dan Slattery, Chris Then, Ed Petsche
4.	GRINNELL	46.42	Kirk McCurry, Scott Van Draska, Kevin Dixon, Jason Juhl
5.	MOUNT VERNON	46.60	Mike Martin, Doug Rogers, Dan Brown, Matt Ipsan
6.	IOWA CITY, Regina	46.70	Matt Schwaigert, Joe Madsen, Bill Clarahan, Dan Wirtz
7.	ATLANTIC	46.89	Tim Wrice, Doug Polaschek, Brad Swenson, Kelly Kirchhoff
8.	SAYDEL of DES MOINES	47.2	Paul Alford, Tom Epp, Ted Hansen, Larry Bougher

HEAT TEN

1.	KEOKUK	45.65	Lenny Clark, Mike Ayers, Mike Soukup, Paul Kropf
2.	BAYARD	45.87	Perry Tague, Dennis McCool, Ken Laughery, Kelly Kopaska
3.	COUNCIL BLUFFS, Jefferson	45.93	Mike Madsen, Sidney Jackson, Mike Annin, Bill Leonard
4.	SIBLEY	46.33	Scott Schuck, Delane Wolter, Dan Willadsen, Les Wegter
5.	TIPTON	46.35	Brian Young, Allen Crock, Todd Sturdy, Dan Ferguson
6.	DENISON	46.64	John Dyson, Jeff Neumann, Mike Gorman, Monte McCleerey
7.	PEKIN of PACKWOOD	47.1	Doug Adam, Duane Yoder, Jim Morgan, Doug Atwood
	IOWA CITY	Disqualified	

HEAT ELEVEN

1.	LAKE MILLS	45.63	Mike Mittelstadt, Brian Stene, Jeff Skogen, Jayme Bergo
2.	HUMBOLDT	45.92	Derek Gravitt, Steve Pattee, Drew Harklau, Al Goetsch
3.	DES MOINES, Lincoln	46.22	Tim Hankins, Mike Zeller, Kevin Moore, Darrel Peavy
4.	ANAMOSA	46.28	Doren Coder, Paul Secrist, Stan Bickel, Todd Sanford
5.	PRAIRIE of GOWRIE	46.44	Mike Sandberg, Rob Warehime, Paul Granahan, Bill Barkley
6.	WEST LIBERTY	46.70	Steve Pelzer, Bob Pelzer, Jim Van Dusen, Phil Krueger
7.	KINGSLEY-PIERSON	46.9	Dave Pfaffle, Bruce Osterloh, Ryan Harman, Troy Mercer
8.	IOWA FALLS	47.7	Jason Chipman, Mark Modlin, Pat Dolan, Todd Merklin

HEAT TWELVE

1.	CENTRAL of DE WITT	45.88	Dave Burke, Brian Bowman, Dan Horras, Oru Randolph
2.	CLEAR LAKE	46.57	Jim Hill, Jon Toomsen, Jim Lee, Jerry Ades
3.	COLFAX	46.58	Todd Wilson, Jim Sprouse, Brian Wilson, Craig Wolf
4.	VENTURA	46.62	Aaron Calvert, Sean Anderson, Scott DeMaray, Brent Boehnke
5.	WEST BRANCH	47.28	John Maher, Ryan Burton, Bob Peak, Brian Lacina
6.	NEW HAMPTON	47.36	Chris Babcock, Ron Bethany, Alan Burgart, Tim Conway
	SUMNER		Did not finish

HEAT THIRTEEN

1.	SOUTHEAST POLK of RUNNELLS	46.26	Steve Arndt, Todd Robinson, Brett Anderson, Jeno Rigley
2.	KNOXVILLE	46.58	Randy Leavengood, Jamie Hollingshead, Mike Cunningham, Todd Dykstra
3.	CENTERVILLE	46.59	Shawn Oden, David Den Hartog, Andrew Moritz, Mike Toom
4.	SCHLESWIG	46.89	Jaymie Bral, Kipp Miller, Ken Gardner, Brian Teut
5.	CARDINAL of ELDON	47.49	Tony Chance, Brad Yeager, Kevin Jackson, Alan Campbell
6.	MONROE	47.92	Dusty Little, Randy Bennett, Shawn Emmack, Wes Andrew
	HARLAN		Disqualified
	OLON		Did not finish

HEAT FOURTEEN

1.	FORT MADISON	45.78	Horice Clark, Jeff Burch, Eddie Turner, Tom Wright
2.	LEWIS CENTRAL of COUNCIL BLUFFS	46.61	Eric Feeney, Steve Nelson, Bruce Lahey, Tim Scheidle
3.	WEST UNION, North	47.11	Scott Durscher, Wade Middlestadt, Kurt Burgman, Vance Zimmer
4.	RED OAK	47.12	Mike Johnson, John Perryman, Eric Fitzhugh, Dave Stanley
5.	CEDAR RAPIDS, Prairie	47.53	John Anderson, Scott Smith, Kevin Schoner, Jeff Landuyt
6.	BRITT	47.68	Don Discocks, Monte Eckels, Marty Goepel, John Weiland
7.	WASHINGTON	47.9	Derek Cousins, Darren Hill, Chris Robinson, Kelly Marsengill
8.	TRI-COUNTY of THORNBURG	48.2	Ace Moore, Randy Schmidt, Greg Harden, David Markham

HEAT FIFTEEN

1.	PATON-CHURDAN	47.48	Sid Hoyle, Mark Fitzpatrick, Tim Rogers, Chris Epps
	DES MOINES, Roosevelt	False start	

Qualifiers: Davenport, Central; Burlington; Valley of West Des Moines; Marshalltown; Waterloo, Central; Ames; Cedar Rapids, Washington; Des Moines, East.

4x400-METER RELAY, High School Boys Preliminaries - Event 54HEAT ONE

1.	BURLINGTON	3:21.11	Tracy McCampbell, Mike Proctor, Rob Harper, Bill Greenup
2.	MARSHALLTOWN	3:21.57	Kent Terrillion, Dale Clayton, Jim Turner, Dan Williams
3.	IOWA CITY, West	3:22.67	Lee Bahmler, Chris Scott, Alex Marchicelli, Ben Eskin
4.	WATERLOO, West	3:25.42	Mark McDonald, Chris Vandervelde, Darryl Dixon, Scott Frazee
5.	ANKENY	3:25.6	Darrin Eilander, Andy Ross, Brad Rohlfis, Blake Penquite
6.	DAVENPORT, Central	3:26.5	Matt McQuillen, Tom Fahrenkrug, Jim Robinson, Paul Sierra
	DAVENPORT, West	Disqualified	
	FORT DODGE	Disqualified	

HEAT TWO

1. AMES	3:22.95	Jeff Burris, Dan Beaudry, Brian Spraggins, Vernon Johnson
2. CEDAR FALLS	3:23.43	Dave Hinz, Vance Ewing, Dave Nissen, Joel Snell
3. FORT MADISON	3:23.52	Hollice Clark, Tony Watkins, David Lauro, Tom Wright
4. WEST BRANCH	3:23.96	Mark Heid, Alan Koffron, Marvin Cook, Brad Bartelt
5. OTTUMWA	3:24.08	Jim Chamberlain, Monte Whisler, Eric Larsen, Stephen Dial
6. DES MOINES, North-Tech	3:25.59	Mike Ford, Tony Gill, Charles Barber, Tony Freeman
7. CEDAR RAPIDS, Kennedy	3:29.6	Rich Phillips, Joel Hartman, Jeff Gilliland, Tom Fiefer
8. LINN-MAR of MARION	3:35.2	Joe Erzen, Brian Bockenstedt, J.P. Lansing, Dave Dolezal

HEAT THREE

1. SIOUX CITY, East	3:25.18	Chris Graham, Shane Rol, Tim Jackson, Allen Burns
2. PLEASANT VALLEY	3:27.85	Tom Miller, Paul Schmertman, Steve Sturm, Steve Green
3. BETTENDORF	3:27.93	Steve Fors, Mitch Miller, Jeff Koos, Rick Solis
4. SPENCER	3:28.44	Pete Mullenberg, Mike Bell, Dean Cotton, Kevin Freeman
5. PAULLINA	3:29.47	Ben Cox, Jeff Bortscheller, David Paulsen, Tom Johannsen
6. DUBUQUE, Wahlert	3:29.64	Bill McCafferty, Bill Pender, Roger Oberfoell, Roger McCarron
7. CLINTON	3:32.4	Brad Hirl, Bill Cady, Eric Olson, Brad Dalldorf
8. MOUNT PLEASANT	3:32.7	Paul Tinder, Dan Better, Mark Kauffman, Darren Speidel

Qualifiers: Burlington; Marshalltown; Iowa City, West; Ames; Cedar Falls; Fort Madison; West Branch; Ottumwa.

4x400-METER RELAY, High School Girls, Preliminaries - Event 53HEAT ONE

1. PLEASANT VALLEY	4:01.64	Danielle Bertram 60.7, Ann Seaberg 60.1, Lexie Anderson 61.4, Krisi Parsons 59.4
2. CEDAR RAPIDS, Kennedy	4:02.49	Kristi Loftus 63.4, Tami Hoffman 60.9, Heidi Holmquist 60.2, Karen Hoffman 57.9
3. DAVENPORT, Central	4:04.83	Tami Koester 59.0, Yolanda Daye 60.5, Julie Ketelaar 61.9, Pam Hayes 62.2
4. NEWTON	4:05.1	Jennifer Clemon 60.8, Rae Kirchhoff 63.2, Stephanie Grimes 61.5, Diane Black 59.5
5. ANKENY	4:10.89	Connie Stolze 61.16, Julie Gingery 62.4, Lisa Kaplan 63.2, Patty Cerfogli 63.7
6. KEOKUK	4:13.6	Lori Walrath 68.4, Deanna Robbins 61.9, Amy Boecker 64.8, Karen Daugherty 58.5
7. FORT DODGE	4:13.7	Renee Schwab, Julie Rhoades, Jackie Edwards, Carol Zierke
8. DIKE	4:15.7	Janice Juhl, Sara Chapman, Mary Bernhardt, Kathy Da

HEAT TWO

1. DES MOINES, East	4:01.86	Michaele Gallagher 64.4, Lisa Edmonds 58.0, , Lori Gimther 62.5, Alycia Simpson 56.9
2. NORTH SCOTT of ELDRIDGE	4:03.11	Kim Reese, Wendy White, Pam Leslie, Lisa Finnigen
3. MARSHALLTOWN	4:04.75	Lillie Miller 62.2, Karen Borthwick 61.7, Barb Clark 60.0, Julie Long 60.8
4. BOYDEN-HULL	4:05.22	Beth Schaefer 62.2, Juanita Steven 62.3, Nancy Vander Zwaag 60.8, Melinda DeJongh 59.9
5. WESTERN CHRISTIAN of HULL	4:10.96	Kim Kempera 64.9, Barb Vink 63.7, Vonda Elyersma 64.2, Vonda Veldersdyk 58.2
6. SIOUX CENTER	4:14.4	Jane Broek, Jannelle Holstein, Angie Floen, Karen Van Riesen
7. DAVIS COUNTY of BLOOMFIELD	4:15.7	Sherri Pottorff 65.4, Amy Myers 63.2, Kathy Allen 63.6, Tammy Horn 63.5
DOWLING of WEST DES MOINES	Disqualified	

HEAT THREE

1. FAIRFIELD	4:00.45	Michelle Brown 61.4, Diann Peasley 58.9, Shari Essary 62.2, Joni Clements 57.8
2. WAVERLY-SHELL ROCK	4:00.72	Lori Stumme 59.0, Trish Heine 61.5, Kristin Crandall 60.2, Sandy Kline 60.1
3. INDIANOLA	4:00.89	Shelly Roberts 59.0, Lynn Shull 61.5, Katie Ruble 60.2, Steph Smith 60.1
4. VALLEY of WEST DES MOINES	4:02.37	Kelly Kane 63.5, Carrie Hanson 56.9, Beth Leshar 61.8, Susan Cross 60.2
5. SPENCER	4:03.40	Paula Hunter 59.5, Julie Maharry 59.5, Carrie Bargman 61.8, Colleen Galbraith 59.7
6. DUBUQUE, Senior	4:07.6	Anne Packard 62.7, Erika Sawvel 61.1, Martha Lee 61.7, Jackie Moes 62.1
7. IOWA FALLS	4:07.7	Rhonda Allen, Dina Clefisch, Julie Martin, Linda Welch
8. LA PORTE CITY	4:10.9	Karen Brown, Cathy Niemeyer, Kathy Brown, Karrie Mullen

Qualifiers: Fairfield; Waverly-Shell Rock; Indianola; Pleasant Valley; Des Moines, East; Valley of West Des Moines; Cedar Rapids, Kennedy; North Scott of Eldridge.