

---

Decathlon - Heptathlon  
Tuesday - Wednesday

APRIL 23-24, 1985

---

*Drake Relays*



EVENT #1 -- 100-METER DASH -- Tuesday, April 23 (Hand Timed - Windy, some light showers)

	<u>Time</u>	<u>Event Points</u>	<u>Total Points</u>
1. Patrick Gellens	:10.6	897	897 (1)
2. Derek Huff	:11.0	808	808 (2)
3. Gary Bastien	:11.2	765	765 (3T)
Eddie Fye	:11.2	765	765 (3T)
Brian Wolf	:11.2	765	765 (3T)
6. Mark Wilhite	:11.3	744	744 (6)
7. Wes Fish	:11.4	723	723 (7T)
Brett Bohanon	:11.4	723	723 (7T)
Roger Well	:11.4	723	723 (7T)
10. Jim Niemeyer	:11.6	683	683 (10)
11. Rex Harvey	:11.7	663	663 (11)
12. Kip Janvrin	:11.8	643	643 (12T)
John Place	:11.8	643	643 (12T)

EVENT #2 -- LONG JUMP -- Tuesday, April 23

	<u>Mark</u>	<u>Converted</u>	<u>Event Points</u>	<u>Total Points</u>
1. Patrick Gellens	7.46m	24-5 3/4	925	1,822 (1)
2. Brett Bohanon	7.02m	23-0 1/2	818	1,541 (3)
3. Derek Huff	6.91m	22-8	792	1,600 (2)
4. Mark Wilhite	6.73m	22-1	750	1,494 (4)
5. Roger Well	6.54m	21-5 1/2	707	1,430 (6)
6. Brian Wolf	6.50m	21-4	697	1,462 (5)
7. Gary Bastien	6.31m	20-8 1/2	655	1,420 (7)
8. Eddie Fye	6.22m	20-5	635	1,400 (8)
9. Kip Janvrin	6.05	19-10 1/4	597	1,240 (10)
10. John Place	5.99m	19-7 3/4	584	1,227 (12)
11. Wes Fish	5.96m	19-6 1/2	578	1,301 (9)
12. Rex Harvey	5.95m	19-6 1/4	576	1,239 (11)
13. Jim Niemeyer	5.58m	18-3 3/4	498	1,181 (13)

EVENT #3 -- SHOT PUT -- Tuesday, April 23

	<u>Mark</u>	<u>Converted</u>	<u>Event Points</u>	<u>Total Points</u>
1. Gary Bastien	13.95m	45-9	725	2,145 (3)
2. Patrick Gellens	12.89m	42-3 1/2	661	2,483 (1)
3. Roger Well	12.57m	41-3	641	2,071 (6)
4. Rex Harvey	12.41m	40-8 1/4	631	1,870 (10)
5. Derek Huff	12.20m	40-0 1/2	619	2,219 (2)
6. Jim Niemeyer	12.17m	39-11 1/4	617	1,798 (11)
7. Brian Wolf	11.75m	38-6 1/4	591	2,053 (7)
8. Eddie Fye	11.78m	38-7 3/4	593	1,993 (8)
9. Brett Bohanon	11.70m	38-4 1/4	588	2,129 (4)
10. Wes Fish	11.58m	38-0	581	1,882 (9)
11. Mark Wilhite	11.55m	37-10 1/2	579	2,073 (5)
12. John Place	10.74m	35-2 1/2	530	1,757 (12)
13. Kip Janvrin	10.45m	34-3 1/2	513	1,753 (13)

EVENT #4 -- HIGH JUMP -- Tuesday, April 23

	<u>Mark</u>	<u>Converted</u>	<u>Event Points</u>	<u>Total Points</u>
1. Patrick Gellens	2.01m	6-7	813	3,296 (1)
2. Brett Bohanon	1.98m	6-6	785	2,914 (3)
3. Mark Wilhite	1.95m	6-4 3/4	758	2,831 (5)
4. Derek Huff	1.92m	6-3 1/2	731	2,950 (2)
5. Gary Bastien	1.89m	6-2 1/4	705	2,850 (4)
Brian Wolf	1.89m	6-2 1/4	705	2,758 (6)
7. John Place	1.83m	6-0	653	2,410 (11)
Kip Janvrin	1.83m	6-0	653	2,406 (12)
9. Eddie Fye	1.80m	5-10 3/4	627	2,620 (8)
Roger Well	1.80m	5-10 3/4	627	2,698 (7)
Wes Fish	1.80m	5-10 3/4	627	2,509 (9)
12. Jim Niemeyer	1.77m	5-9 3/4	602	2,400 (13)
13. Rex Harvey	1.74m	5-8 1/2	577	2,447 (10)

EVENT #5 -- 400-METER DASH -- Tuesday, April 23

	<u>Time</u>	<u>Event Points</u>	<u>Total Points</u>
1. Patrick Gellens	:49.3	841	4,137 (1)
2. Brian Wolf	:49.6	827	3,585 (4)
3. Eddie Fye	:50.5	785	3,405 (8)
4. Derek Huff	:50.8	772	3,722 (2)
Kip Janvrin	:50.8	772	3,178 (10)
6. Roger Well	:51.2	754	3,452 (7)
7. Brett Bohanon	:51.6	736	3,650 (3)
8. Gary Bastien	:51.8	727	3,577 (5)
9. Jim Niemeyer	:51.9	723	3,123 (11)
10. Mark Wilhite	:52.1	714	3,545 (6)
11. Wes Fish	:52.5	697	3,206 (9)
12. John Place	:53.6	650	3,060 (13)
13. Rex Harvey	:54.1	630	3,077 (12)

EVENT #6 -- 110-METER HIGH HURDLES - Wednesday, April 24 (Hand Timed - Sunny)

	<u>Time</u>	<u>Event Points</u>	<u>Total Points</u>
1. Brian Wolf	:15.0	821	4,406 (3)
2. Gary Bastien	:15.2	797	4,374 (5)
3. Brett Bohanon	:15.6	751	4,401 (4)
4. Patrick Gellens	:15.7	740	4,877 (1)
5. Derek Huff	:15.9	717	4,439 (2)
6. Wes Fish	:16.1	695	3,901 (9)
7. Roger Well	:16.3	673	4,125 (7)
8. Eddie Fye	:16.4	662	4,067 (8)
9. Kip Kanvrin	:16.6	641	3,819 (10)
10. John Place	:16.7	631	3,691 (11)
11. Mark Wilhite	:16.9	610	4,155 (6)
12. Jim Niemeyer	:17.4	559	3,682 (12)
13. Rex Harvey	:18.1	492	3,569 (13)



EVENT #7 -- DISCUS -- Wednesday, April 24

	<u>Mark</u>	<u>Converted</u>	<u>Event Points</u>	<u>Total Points</u>
1. Gary Bastien	44.98m	147-5	766	5,140 (2)
2. Jim Niemeyer	43.08m	141-4	727	4,409 (10)
3. Patrick Gellens	40.50m	132-10	675	5,552 (1)
4. Rex Harvey	39.52m	129-8	655	4,224 (13)
5. Roger Well	37.26m	122-3	609	4,734 (6)
6. Eddie Fye	36.42m	119-6	592	4,659 (8)
7. John Place	35.84m	117-7	581	4,272 (12)
8. Wes Fish	35.78m	117-5	579	4,480 (9)
9. Derek Huff	33.86m	111-1	541	4,980 (3)
10. Brett Bohanon	33.76m	110-6	539	4,940 (4)
11. Mark Wilhite	32.46m	106-6	513	4,668 (7)
12. Kip Janvrin	31.82m	104-5	500	4,319 (11)
13. Brian Wolf	31.02m	101-9	485	4,891 (5)

EVENT #8 -- POLE VAULT -- Wednesday, April 24

	<u>Mark</u>	<u>Converted</u>	<u>Event Points</u>	<u>Total Points</u>
1. Patrick Gellens	4.90m	16-0 3/4	880	6,432 (1)
2. Gary Bastien	4.50m	14-9	760	5,900 (2)
3. John Place	4.40m	14-5 1/4	731	5,003 (11)
Eddie Fye	4.40m	14-5 1/4	731	5,390 (6)
Brian Wolf	4.40m	14-5 1/4	731	5,622 (4)
Derek Huff	4.40m	14-5 1/4	731	5,711 (3)
7. Kip Janvrin	4.30m	14-1 1/4	702	5,021 (10)
Rex Harvey	4.30m	14-1 1/4	702	4,926 (13)
9. Wes Fish	4.20m	13-9 1/4	673	5,153 (9)
10. Roger Well	4.00m	13-1 1/2	617	5,351 (7)
11. Jim Niemeyer	3.90m	12-9 1/2	590	4,999 (12)
12. Mark Wilhite	3.80m	12-5 1/2	562	5,230 (8)
13. Brett Bohanon	3.40m	11-1 3/4	457	5,397 (5)

EVENT #9 -- JAVELIN -- Wednesday, April 24

	<u>Mark</u>	<u>Converted</u>	<u>Event Points</u>	<u>Total Points</u>
1. Gary Bastien	58.52m	192-0	716	6,616 (2)
2. Eddie Fye	54.36m	178-2	653	6,043 (5)
3. Brian Wolf	52.88m	173-4	631	6,253 (4)
4. Patrick Gellens	52.26m	171-4	622	7,054 (1)
5. John Place	49.92m	163-7	587	6,253 (4)
6. Derek Huff	48.82m	160-0	571	6,282 (3)
7. Roger Well	48.32m	158-6	564	5,915 (6)
8. Kip Janvrin	47.44m	155-7	551	5,572 (10)
9. Mark Wilhite	45.28m	148-6	519	5,749 (8)
10. Rex Harvey	45.18m	148-3	518	5,444 (12)
11. Brett Bohanon	42.92m	140-10	485	5,882 (7)
12. Jim Niemeyer	38.40m	126-0	419	5,418 (13)
13. Wes Fish	37.78m	123-11	410	5,563 (11)

EVENT #10 -- 1,500-METER RUN -- Wednesday, April 24

	<u>Time</u>	<u>Event Points</u>	<u>Total Points</u>
1. Kip Janvrin	4:14.4	850	6,422 (9)
2. Eddie Fye	4:23.7	786	6,829 (5)
3. Mark Wilhite	4:25.5	774	6,523 (7)
4. Brian Wolf	4:35.0	712	6,965 (3)
5. Roger Well	4:35.0	708	6,623 (6)
6. Jim Niemeyer	4:41.1	655	6,073 (12)
7. Patrick Gellens	4:45.6	645	7,699 (1)
8. John Place	4:47.8	632	6,222 (10)
9. Brett Bohanon	4:53.5	598	6,480 (8)
Derek Huff	4:53.5	598	6,880 (4)
11. Gary Bastien	4:58.1	571	7,187 (2)
12. Wes Fish	4:58.8	567	6,130 (11)
13. Rex Harvey	5:14.3	480	5,924 (13)

FIRST DAY LEADERS

1. Patrick Gellens--4,137
2. Derek Huff--3,722
3. Brett Bohanon--3,650
4. Brian Wolf--3,585
5. Gary Bastien--3,577
6. Mark Wilhite--3,545
7. Roger Well--3,452
8. Eddie Fye--3,405
9. Wes Fish--3,206
10. Kip Janvrin--3,178
11. Jim Niemeyer--3,123
12. Rex Harvey--3,077
13. John Place--3,060

EVENT LEADERS

100-Meter Dash -- Patrick Gellens -- :10.6 (897)  
Long Jump -- Patrick Gellens -- 7.46m (925)  
Shot Put -- Gary Bastien -- 13.95m (725)  
High Jump -- Patrick Gellens -- 2.01m (813)  
400-Meter Dash -- Patrick Gellens -- :49.3 (841)

110-Meter High Hurdles -- Brian Wolf -- :15.0 (821)  
Discus -- Gary Bastien -- 44.98m (766)  
Pole Vault -- Patrick Gellens -- 4.90m (880)  
Javelin -- Gary Bastien -- 58.52m (716)  
1500-Meter Run -- Kip Janvrin -- 4:14.4 (850)



1985 DRAKE RELAYS DECATHLON

Tuesday and Wednesday, April 23-24

FINAL STANDINGS

1.	Patrick Gellens, Concordia .....	7699
	:10.6 (897)    7.46m (925)    12.89m (661)    2.01m (813)    :49.3 (841) -- 4137	
	:15.7 (740)    40.50m (675)    4.90m (880)    52.26m (622)    4:45.6 (645)	
	(:10.6, 24-5 3/4, 42-3 1/2, 6-7, :49.3    :15.7, 132-10, 16-0 3/4, 171-4, 4:45.6)	
2.	Gary Bastien, Puma Energizer Track Club .....	7187
	:11.2 (765)    6.31m (655)    13.95m (725)    1.89, (705)    :51.8 (727) -- 3577	
	:15.2 (797)    44.98m (766)    4.50m (760)    58.52m (716)    4:58.1 (571)	
	(:11.2, 20-8 1/2, 45-9, 6-2 1/4, :51.8    :15.2, 147-5, 14-9, 192-0, 4:58.1)	
3.	Brian Wolf, Decathlon AC .....	6965
	:11.2 (765)    6.50m (697)    11.75m (591)    1.89m (705)    :49.6 (827) -- 3585	
	:15.0 (821)    31.02m (485)    4.40m (731)    52.88m (631)    4:35.0 (712)	
	(:11.2, 21-4, 38-6 1/4, 6-2 1/4, :49.6    :15.0, 101-9, 14-5 1/4, 173-4, 4:35.0)	
4.	Derek Huff, Western Illinois .....	6880
	:11.0 (808)    6.91m (792)    12.20m (619)    1.92m (731)    :50.8 (772) -- 3722	
	:15.9 (717)    33.86m (541)    4.40m (731)    48.82m (571)    4:53.5 (598)	
	(:11.0, 22-8, 40-0 1/2, 6-3 1/2, :50.8    :15.9, 111-1, 14-5 1/4, 160-0, 4:53.5)	
5.	Eddie Fye, Crete, Nebraska .....	6829
	:11.2 (765)    6.22m (635)    11.78m (593)    1.80m (627)    :50.5 (785) -- 3405	
	:16.4 (662)    36.42m (592)    4.40m (731)    54.36m (653)    4:23.7 (786)	
	(:11.2, 20-5, 38-7 3/4, 5-10 3/4, :50.5    :16.4, 119-6, 14-5 1/4, 178-2, 4:23.7)	
6.	Roger Well, Monmouth .....	6623
	:11.4 (723)    6.54m (707)    12.57m (641)    1.80m (627)    :51.2 (754) -- 3452	
	:16.3 (673)    37.26m (609)    4.00m (617)    48.32m (564)    4:35.0 (708)	
	(:11.4, 21-5 1/2, 41-3, 5-10 3/4, :51.2    :16.3, 122-3, 13-1 1/2, 158-6, 4:35.0)	
7.	Mark Wilhite, Wheaton .....	6523
	:11.3 (744)    6.73m (750)    11.55m (579)    1.95m (758)    :52.1 (714) -- 3545	
	:16.9 (610)    32.46m (513)    3.80m (562)    45.28m (519)    4:25.5 (774)	
	(:11.3, 22-1, 37-10 1/2, 6-4 3/4, :52.1    :16.9, 106-6, 12-5 1/2, 148-6, 4:25.5)	
8.	Brett Bohanon, Minneapolis, Minn. ....	6480
	:11.4 (723)    7.02m (818)    11.70m (588)    1.98m (785)    :51.6 (736) -- 3650	
	:15.6 (751)    33.76m (539)    3.40m (457)    42.92m (485)    4:53.5 (598)	
	(:11.4, 23-0 1/2, 38-4, 6-6, :51.6    :15.6, 110-6, 11-1 3/4, 140-10, 4:53.5)	
9.	Kip Janvrin, Simpson .....	6422
	:11.8 (643)    6.05m (597)    10.45m (513)    1.83m (653)    :50.8 (772) -- 3178	
	:16.6 (641)    31.82m (500)    4.30m (702)    47.44m (551)    4:14.4 (850)	
	(:11.8, 19-10 1/4, 34-3 1/2, 6-0, :50.8    :16.6, 104-5, 14-1 1/4, 155-7, 4:14.4)	
10.	John Place, Northern Iowa .....	6222
	:11.8 (643)    5.99m (584)    10.74m (530)    1.83m (653)    :53.6 (650) -- 3060	
	:16.7 (631)    35.84m (581)    4.40m (731)    49.92m (587)    4:47.8 (632)	
	(:11.8, 19-7 3/4, 35-2 1/2, 6-0, :53.6    :16.7, 117-7, 14-5 1/4, 163-7, 4:47.8)	
11.	Wes Fish, Graceland .....	6130
	:11.4 (723)    5.96m (578)    11.58m (581)    1.80m (627)    :52.5 (697) -- 3206	
	:16.1 (695)    35.78m (579)    4.20m (673)    37.78m (410)    4:58.8 (567)	
	(:11.4, 19-6 1/2, 38-0, 5-10 3/4, :52.5    :16.1, 117-5, 13-9 1/4, 123-11, 4:58.8)	

1985 Drake Relays Decathlon - Final Results

2-2-2-2-2

12. Jim Niemeyer, Grinnell ..... 6073  
:11.6 (683)      5.58m (498)      12.17m (617)      1.77m (602)      :51.9 (723) -- 3123  
:17.4 (559)      43.08m (727)      3.90m (590)      38.40m (419)      4:41.1 (655)  
(:11.6, 18-3 3/4, 39-11 1/4, 5-9 3/4, :51.9      :17.4, 141-4, 12-9 1/2, 126-0, 4:41.1)
13. Rex Harvey, Drake Track Club ..... 5924  
:11.7 (663)      5.95m (576)      12.41m (631)      1.74m (577)      :54.1 (630) -- 3077  
:18.1 (492)      39.52m (655)      4.30m (702)      45.18m (518)      5:14.3 (480)  
(:11.7, 19-6 1/4, 40-8 1/4, 5-8 1/2, :54.1      :18.1, 129-8, 14-1 1/4, 148-3, 5:14.3)



EVENT #1 -- 100-METER HURDLES -- Tuesday, April 23 (Hand Timed - Windy, light showers)

	<u>Time</u>	<u>Event Points</u>	<u>Total Points</u>
1. Kathy Gillespie	:14.8	836	836 (1T)
Jill Lancaster	:14.8	836	836 (1T)
3. Deb Clark	:15.0	810	810 (3)
4. Jan Jacobs	:16.6	615	615 (4)
5. Susan McCowen	:17.3	537	537 (5)
6. Colleen Hobb	:19.2	350	350 (6)
7. Jane Dalen	:21.1	201	201 (7)

EVENT #2 -- HIGH JUMP -- Tuesday, April 23

	<u>Mark</u>	<u>Converted</u>	<u>Event Points</u>	<u>Total Points</u>
1. Jill Lancaster	1.76m	5-9 1/4	928	1,764 (1)
Deb Clark	1.76m	5 9 1/4	928	1,738 (2)
3. Kathy Gillespie	1.64m	5-4 1/2	783	1,619 (3)
4. Jane Dalen	1.52m	4-11 3/4	644	845 (7)
5. Colleen Hobb	1.49m	4-10 1/2	610	960 (6)
6. Jan Jacobs	1.43m	4-8 1/4	544	1,159 (4)
Susan McCowen	1.43m	4-8 1/4	544	1,081 (5)

EVENT #3 -- SHOT PUT -- Tuesday, April 23

	<u>Mark</u>	<u>Converted</u>	<u>Event Points</u>	<u>Total Points</u>
1. Deb Clark	12.74m	41-9 3/4	710	2,448 (1)
2. Kathy Gillespie	12.72m	41-8 3/4	709	2,328 (2)
3. Colleen Hobb	11.90m	39-0 1/4	654	1,614 (5)
4. Jan Jacobs	9.76m	32-0 1/4	514	1,673 (4)
5. Jill Lancaster	9.74m	31-11 1/4	512	2,276 (3)
6. Jane Dalen	8.64m	28-5 1/2	443	1,288 (7)
7. Susan McCowen	7.76m	25-5 1/2	384	1,465 (6)

EVENT #4 -- 200-METER DASH -- Tuesday, April 23

	<u>Time</u>	<u>Event Points</u>	<u>Total Points</u>
1. Jill Lancaster	:24.6	902	3,178 (2)
2. Deb Clark	:25.6	811	3,259 (1)
3. Kathy Gillespie	:26.1	768	3,096 (3)
4. Jan Jacobs	:26.9	700	2,373 (4)
5. Jane Dalen	:27.1	684	1,972 (6)
6. Colleen Hobb	:29.4	508	2,122 (5)
7. Susan McCowen	:30.0	465	1,930 (7)



EVENT #5 -- LONG JUMP -- Wednesday, April 24 (Hand Timed - 70 degrees, sunny with wind)

	<u>Mark</u>	<u>Converted</u>	<u>Event Points</u>	<u>Total Points</u>
1. Jill Lancaster	5.87m	19-3	810	3988 (1)
2. Deb Clark	5.47m	17-11 1/4	691	3950 (2)
3. Kathy Gillespie	5.04m	16-6 1/2	570	3666 (3)
4. Jane Dalen	4.69m	15-4 1/2	477	2449 (5)
5. Susan McCowen	4.58m	15-0 1/4	448	2378 (6)
6. Colleen Hobb	4.45m	14-7 1/4	416	2538 (4)
Jan Jacobs	No mark		0	2373 (7)

EVENT #6 -- JAVELIN -- Wednesday, April 24

	<u>Mark</u>	<u>Converted</u>	<u>Event Points</u>	<u>Total Points</u>
1. Deb Clark	39.02m	128-0	649	4599 (1)
2. Kathy Gillespie	33.02m	108-3	534	4200 (3)
3. Susan McCowen	31.64m	103-10	508	2887 (5)
4. Colleen Hobb	31.42m	103-1	504	3042 (4)
5. Jill Lancaster	30.76m	100-10	491	4479 (2)
6. Jane Dalen	27.94m	91-8	438	2887 (5)

EVENT #7 -- 800-METER RUN -- Wednesday, April 24

	<u>Time</u>	<u>Event Points</u>	<u>Total Points</u>
1. Jill Lancaster	2:13.5	914	5393 (1)
2. Kathy Gillespie	2:17.2	862	5062 (3)
3. Deb Clark	2:24.7	761	5360 (2)
4. Susan McCowen	2:30.0	693	3579 (5)
5. Jane Dalen	2:31.5	674	3561 (6)
6. Colleen Hobb	2:33.1	655	3697 (4)

FIRST DAY LEADERS

1. Deb Clark--3259
2. Jill Lancaster--3178
3. Kathy Gillespie--3096
4. Jan Jacobs--2373
5. Colleen Hobb--2122
6. Jane Dalen--1972
7. Susan McCowen--1930

EVENT LEADERS

- 100-Meter Hurdles -- Kathy Gillespie -- :14.8 (836)  
High Jump -- Jill Lancaster -- 1.76m, 5-9 1/4 (928)  
Shot Put -- Deb Clark -- 12.74m, 41-9 3/4 (710)  
200-Meter Dash -- Jill Lancaster -- :24.6 (902)
- Long Jump -- Jill Lancaster -- 5.87m 19-3 (810)  
Javelin -- Deb Clark -- 39.02m, 128-0 (649)  
800-Meter Run -- Jill Lancaster -- 2:13.5 (914)

1985 DRAKE RELAYS HEPTATHLON


Tuesday, April 23 and Wednesday, April 24

FINAL STANDINGS

1. Jill Lancaster, Oklahoma TC ..... 5393 \*  
:14.8 (836) 1.76m - 5-9 1/4 (928) 9.74m - 31-11 1/4 (512) :24.6 (902) -- 3178 ( )  
5.87m - 19-3 (810) 30.76m - 100-10 (491) 2:13.5 (914)
2. Deb Clark, Nebraska ..... 5360  
:15.0 (810) 1.76m - 5-9 1/4 (928) 12.74m - 41-9 3/4 (710) :25.6 (811) -- 3259 ( )  
5.47m-17-11 1/4 (691) 39.02m - 128-0 (649) 2:24.7 (761)
3. Kathy Gillespie, Iowa ..... 5062  
:14.8 (836) 1.64m - 5-4 1/2 (783) 12.72m - 41-8 3/4 (709) :26.1 (768) -- 3096 ( )  
5.04m-16-6 1/2 (570) 33.02m - 108-3 (534) 2:17.2 (862)
4. Colleen Hobb, Northwest Missouri ..... 3697  
:19.2 (350) 1.49m - 4-10 1/2 (610) 11.90m - 39-0 1/4 (654) :29.4 (508) -- 2122 ( )  
4.45m-14-7 1/4 (416) 31.42m - 103-1 (504) 2:33.1 (655)
5. Susan McCowen, Iowa State ..... 3579  
:17.3 (537) 1.43m - 408 1/4 (544) 7.76m - 25-5 1/2 (384) :30.0 (465) -- 1930 ( )  
4.58m-15-0 1/4 (448) 31.64m - 103-10 (508) 2:30.0 (693)
6. Jane Dalen, Luther ..... 3561  
:21.1 (201) 1.52m - 4-11 3/4 (644) 8.64m - 28-5 1/2 (443) :27.1 (684) -- 1972 ( )  
4.69m-15-4 1/2 (477) 27.94m - 91-8 (438) 2:31.5 (674)
7. Jan Jacobs, Dubuque ..... DNF

\* Drake Relays Record - Old mark 5,216 by Lancaster, 1983 (Lancaster's 5443 was under old tables)





---

Specials  
University - College  
FRIDAY, APRIL 26, 1985

---

*Drake Relays*

76th ANNUAL DRAKE RELAYS  
 DRAKE STADIUM, DRAKE UNIVERSITY, DES MOINES, IOWA  
 FRIDAY, APRIL 26, 1985

FRIDAY AFTERNOON

OFFICIAL RESULTS

UNIVERSITY & COLLEGE RESULTS

WEATHER: 69° - Humidity 45% - Wind out of the SE at 9mph  
 ATTENDANCE: 15,100

4 X 1600-METER RELAY, University & College Final

EVENT 3

1. ILLINOIS STATE	16:19.14	Darryl Frerker, 4:04.2; Pete Polurbo, 4:09.4 Deorick Flowers, 4:07.6; Greg Love, 3:57.9
2. MICHIGAN STATE	16:21.24	Jeff Neal, 4:07.1; Mark Williamson, 4:06.3; Mike Kavulich, 4:08.3; Tim Simpson, 3:59.6
3. SOUTH DAKOTA STATE	16:34.85	Stuart Lund, 4:07.0; Jeff Massmann, 4:15.0; Joe Flannery, 4:07.2; Rodney D. Haven, 4:05.
4. ARIZONA	16:36.55	Matt Giusto, Tom Ansberry, Jeff Cannada, Andre Woods
5. NORTHWESTERN	16:40.6	Tim Phillips, 4:07.2; Paul Santer, 4:07.2; Keith Bruch, 4:10.8; Bob Cull, 4:15.4
6. EASTERN MICHIGAN	16:45.0	Mark Ratza, 4:13.8; P.J. osika, 4:09.4; Earl Jones, 4:10.0; Scott Millis, 4:11.8
7. NOTRE DAME	16:57.8	Tim Cannon, 4:08.5; Dan Garrett, 4:11.1; Rick Mulvey, 4:12.1; Paul DuVair, 4:26.3
8. WISCONSIN-OSHKOSH	17:13.4	Jamie Pollard, Steve Mullen, Steve Sharp, Max Harn
9. ST. THOMAS	17:16.4	Addison Kilibarda, Tom Faust, Jim Larranaga, John Bielinski
10. BRADLEY	17:17.2	Todd Brooks, Rich Smith, Rich Kruiswyk, Mark Oberle
11. NORTH DAKOTA STATE	17:22.3	Tom Nelson, Brian Kraft, Greg Rohde, Darrell Houde
12. PURDUE	17:22.6	Doug Peterson, Chris Linhart, John Stein, Chris Novak
13. ST. JOHN'S	17:26.1	Charlie Mahler, John Gathje, Dan McKeown, Jeff Anderson
14. NORTHWEST MISSOURI STATE	17:27.5	Mark VanSickle, Brian Grier, Tim Hoffman, Brad Ortmeier
15. WISCONSIN-PARKSIDE	17:27.9	Dan Stublaski, Rich Miller, Dan Peterson, Tim Renzelmann
16. ST. CLOUD STATE	17:28.6	John Perleberg, Jim Holovnia, Jim Meyer, Jim Walden
17. COLORADO	17:29.3	Todd Wienke, Andy Dunn, Jeff Nock, Jeff Pixler
18. SOUTH DAKOTA	17:35.2	Rich Dunn, Dan Fitzsimmons, Kirk Woltman, Bill Kerkaert
19. DE PAUL	17:36.0	Carl Webb, John Krawulski, Jeff Zona, Dan Hahn
20. MISSOURI-ROLLA	17:36.2	John Barthwick, Jeff Balmer, Dan Lichtenwalne Mike Deamer
21. CARLETON	17:43.8	Jim Ketterson, Chris Young, Chris Jones, John Bichtl
22. NORTHWESTERN	17:51.5	Jeff VanderBerg, Jeff Engelhart, Dan Pollema, Scott Mittelstadt
23. ST. OLAF	17:13.4	Jeff Danish, Kevin Olson, Al Reinicke, Dave Felstul



4 X 1600-METER RELAY, University & College Final, Cont'd.

EVENT 3

24.	SIMPSON	17:54.8	Don Beatty, Paul Beatty, Jeff Bohnet, Justin Garcia
25.	AUGUSTANA, Ill.	17:58.9	Dan Conway, Jim Sundee, Ed Rink, John Pommier
26.	MACALESTER	18:06.1	Doug Christie, Kevin Corliss, Dan Olson, Matt Giannetti
27.	WARTBURG	18:13.9	Dan Huston, Dave Smith, Eric Welch, Mark Greufe
28.	CHICAGO	18:39.4	Stephen Thomas, Gary Levenson, Mike Rabieh, Peter Diteresa

100-METER DASH, Women's Invitational Final

EVENT 5

Wind - 0.4 mps Against

1.	Gwen Torrence	GEORGIA	11.53
2.	Sharon Ware	ARIZONA STATE	11.57
3.	Vivien McKenzie	IOWA	11.74
4.	Debra Martin	TEXAS SOUTHERN	11.79
5.	Ruffina Ubah	Columbia, Missouri	11.95
6.	Kris Eiring	WISCONSIN	11.98
7.	Odess Smalls	MICHIGAN STATE	12.00
8.	Donna King	KANSAS STATE	12.23

800-METER RUN, Master's Final

EVENT 8

1.	Ralph Trimble	Monomomie, Wisconsin	2:03.63
2.	Jim Braig	Dubuque, Iowa	2:06.48
3.	Eric Elbel	Mount Morris, Illinois	2:07.74
4.	Bill Mayer	Houston, Texas	2:08.17
5.	Phillip Lorenc	Chicago, Illinois	2:09.39
6.	Noel Prussman	Muscatine, Iowa	2:09.9
7.	Mike Coates	Cedar Rapids, Iowa	2:10.7
8.	Dr. Bruce Trimble	Monomomie, Wisconsin	2:11.0

4 X 100-METER RELAY, Women's Invitational Final

EVENT 11

1.	TEXAS SOUTHERN	:44.28	Kathrene Wallace, Debra Martin, Alica Bell, Maria Usifo
2.	GEORGIA	:45.00	Sandia Smith, Kara Huston, Terri Julian, Gwen Tolerance
3.	KANSAS STATE	:45.12	Melody McNeely, Michelle Maxey, Dana Brown, Donna King
4.	ARIZONA STATE	:45.76	Pam Brown, Sharon Ware, Kathy Miller, Marbella Washington
5.	PRAIRIE VIEW	:45.98	Deirdre Jackson, Norrie McAfee, Lovanda Lockett, Evan Williams
6.	WICHITA STATE	:46.28	Karen Brown, Paula Cudjo, Rachel Brockman, Nina Thompson
7.	JACKSON STATE	:46.9	Lorna Chatman, Shelia Griffin, Wanda Carter, Heather Pierre

4 X 800-METER RELAY, J. M. Saunderson College Final

EVENT 13

1.	OKLAHOMA CHRISTIAN	7:28.3	Paul Davies, 1:52.6; Brett McKnight, 1:51.4; *Joe Alexander, 1:53.9; Brent Fowler, 1:50.3
2.	SOUTHEAST MISSOURI STATE	7:28.32	Norm Keller, Ken Franklin, Shaun Carlile, Carl Bill
3.	LUBBOCK CHRISTIAN	7:28.41	Kenrick Williams, Alex Torrez, Mike Williams, John Ruiz
4.	NEBRASKA-OMAHA	7:29.0	Byron Murrell, Mike Mingo, Kelley Crawford, Gerald Harder
5.	MOORHEAD STATE	7:29.3	Mike Thomas, 1:54.0; Brad Milbeck, 1:52.5; John Alin, 1:51.5; Keith Haverland, 1:51.0
6.	CAL POLY-POMONA	7:31.3	Vince Steward, 1:55.5; Matt Groff, 1:51.5; Tony Well, 1:53.6; Jeff Williams, 1:50.8
7.	CENTRAL STATE	7:33.7	Joe Scott, 1:51.3; Rodney Buss, 1:52.8; Charles Jones, 1:54.6; Keith Singleton, 1:54
8.	WISCONSIN-STEVENSON POINT	7:34.95	Tom Shannon, Jim Watey, Arnie Schraeder, Tom Peterson
9.	WISCONSIN-STOUT	7:35.0	Lloyd Taylor, Eric Bretl, Todd Zuerlein, Ray Parker
10.	WISCONSIN-LA CROSSE	7:35.0	Ric Mesiter, Craig Poshpeny, Dave Schommer, Brian Knier
11.	SIMPSON	7:36.2	Jeff Brooks, 1:54.0; Kip Janvrin, 1:56.2; Mike Christiansen, 1:52.7; Kirk Pedersen, 1:5
12.	NORTHWEST MISSOURI STATE	7:36.4	Robert Lawrence, Tom Lester, Rodney Grayson, David Watkins
13.	AUGUSTANA, ILL.	7:39.5	Tony VanDeWalle, Doug Sand, Tom Krieger, Eric Volkert
14.	NORTHEAST MISSOURI STATE	7:39.9	Brian Martz, Mike Shelton, Wally Sparks, Tim Brown
15.	PARK	7:40.3	Steve Woods, Mark Gregory, Dave More, Eddie Hicks
16.	SOUTH DAKOTA	7:43.7	Todd Poling, 1:55.6; Courtney Clayborne, 1:56.4; Kirk Woltman, 1:58.6; Mike Martin, 1:56.4
17.	WISCONSIN-MILWAUKEE	7:46.7	Kevin Brice, Eric Gietzen, Ken Lobins, Paul Rivas
18.	ST. JOHN'S	7:54.2	Tim Butterfield, Bob Stromwall, Paul Cornelison, Steve Berg

4 X 800-METER RELAY, Frank Cramer University Final

EVENT 14

1.	NEBRASKA	7:14.89	Gerard O'Callaghan, 1:49.8; Glen Cunningham, 1:46.8; Regis Humphrey, 1:49.6; Jean Verster, 1:48.6
2.	JACKSON STATE	7:16.04	Lamont Crichlow, 1:48.6; Freddie Harrington, 1:49.8; Ralph Grooms, 1:49.7; Oslen Barr, 1:4
3.	WESTERN MICHIGAN	7:16.64	Brad Mora, 1:49.4; Tom Broekema, 1:48.2; John Winterbottom, 1:51.3; Eric Teutch, 1:47.
4.	NOTRE DAME	7:20.11	John Robinson, 1:52.1; Scot Buchanan, 1:48.8; Derwin Graham, 1:50.1; Steve Horton, 1:50.8
5.	DRAKE	7:20.58	Dan Cleveland, 1:51.5; Pat Parris, 1:48.7; Duane Bryght, 1:50.3; Sterling Martin, 1:50.1



4 X 800-METER RELAY, Frank Cramer University Final, Cont'd.

EVENT 14

6.	BAYLOR	7:21.8	Steve Horton, 1:50.8; Scot Buchanan, 1:48.8 John Robinson, 1:50.1; Derwin Graham, 1:50.1
7.	COLORADO	7:26.2	Jeff Pixler, Nate Craze, Jeff Nock, Colin Harris
8.	IOWA STATE	7:26.6	Jon Hoogensen, 1:49.1; Al Green, 1:52.7; Chris May, 1:51.5; Bob Soule, 1:53.3
9.	MISSOURI	7:31.7	Todd Warner, 1:51.0; Seff Pigg, 1:51.6; Rob Steiler, 1:57.6; Paul Skea, 1:59.5
10.	MARQUETTE	7:32.3	Mark Carey, Tim Robinson, Dave Neubauer, Dave Kaluzny
11.	PURDUE	7:34.9	Dave Pomfret, Rick Wims, Jim Nagle, Troy Furnivall
12.	ILLINOIS STATE	7:37.8	Dedrick Flowers, Darryl Frerker, Leotis Fie Greg Love

NEW DRAKE RELAYS RECORD: 7:14.89 NEBRASKA (o"Callaghan, Cunningham, Humphrey, Verster)

OLD RECORD: 7:16.3y KANSAS STATE (Alexander, Peterson, Barratti, Swanson), 1970

400-METER INTERMEDIATE HURDLES, Women's Invitational Final

EVENT 16

1.	Arnita Epps	TEXAS SOUTHERN	57.02
2.	Leisa Davis	OKLAHOMA STATE	57.26
3.	Patty Bradley	Team Adidas	57.39
4.	Lavonda Lockett	PRAIRIE VIEW	59.50
5.	Kelley Mathews	IOWA STATE	1:01.0
6.	Kristi Kropp	WISCONSIN	1:01.3
7.	Melanie Miller	BAYLOR	1:02.3
8.	Natasha Thomas	IOWA STATE	1:03.6

400-METER INTERMEDIATE HURDLES, Men's Special Invitational Final

EVENT 18

1.	Danny Harris	IOWA STATE	48.69
2.	Reggie Davis	FLORIDA A & M	48.90
3.	Leander McKenzie	FLORIDA STATE	49.44
4.	Henry Amike	MISSOURI	50.00

NEW DRAKE RELAYS RECORD: :48.69 - Danny Harris, Iowa State

OLD RECORD: :49.9y - Jim Bolding, Pacific Coast Track Club, 1975

400-METER INTERMEDIATE HURDLES, University & College Final

EVENT 17

1.	Dan Ogidi	MISSOURI	50.31
2.	Don Burrell	ILLINOIS STATE	50.85
3.	Devin McKinley	PRAIRIE VIEW	51.29
4.	Rod Gullory	WEST TEXAS STATE	51.54
5.	Pat Cherniyot	IOWA STATE	51.92
6.	Aaron Johnson	RICE	52.9
7.	Derrick Shepard	TOLEDO	52.9
8.	Dave Ponfret	PURDUE	55.9

4 X 200-METER RELAY, University Final

EVENT 21

1. BAYLOR	1:21.06	Darnel Chase, Johnny Thomas, Willie Caldwell John Simpson
2. MISSISSIPPI STATE	1:21.20	Wayne Banks, Charles Spane, Ronnie Dennis, Lorenzo Daniel
3. GEORGIA	1:22.70	Manley Waller, Gary Duncan, Norman Edwards Neal Jessie
4. TEXAS SOUTHERN	1:22.89	Reginald Bright, Dennis Kethcum, Renald Dawson, Clyde Bishop
5. MISSOURI	1:23.57	Fred Richardson, Herbert Johnson, Victor Edet, Chidi Imoh
6. MIDDLE TENNESSEE	1:23.95	Dale Thodes, Perald Ellis, Kenny Nesbitt, Dwight Johnson
7. MICHIGAN STATE	1:25.2	Derrick Leonard, Anthony Norris, Demetrius Hallums, Anthony Mahone
8. EASTERN MICHIGAN	1:25.7	Bruce McDuffe, Nate Moore, Willie Jenkins, Jeff Smith

4 x 200-METER RELAY, College Final

EVENT 20

1. WAYLAND BAPTIST	1:22.42	Moses Ugbisie, Alrick Munroe, Dennis Moore Devon Morris
2. NORTHWOOD	1:25.64	Eric Bolden, Stacey Cooper, Troy Eggleston Eric Butler
3. NORTH DAKOTA STATE	1:25.66	Nathan Cooper, John Bodine, Steph Weiland, Greg Reiersen
4. LINCOLN	1:27.35	William Lacey, Steve Hayes, Steve McClenna Phillip Pierre
5. HASTINGS	1:27.48	Thomas Lee, Darryn Dicken, Kurt Epp, Dan Blanford
6. AUGUSTANA	1:27.67	Paul Alexander, Mark Smith, Richard Wright Tom Brown
7. NORTHEAST MISSOURI STATE	1:28.24	Chuck Simmons, Rodney Scott, Dave Pinkerton, Jeff Boyd
8. NORTHWEST MISSOURI STATE	1:28.32	Bobby Cohens, Tim Hodge, Drector Collins, Robert Lawrence

NEW DRAKE RELAYS RECORD: 1:22.42 WAYLAND BAPTIST (Ugbisie, Munroe, Moore, Morris)

OLD RECORD: 1:22.7y SOUTHERN (Johnson, Anderson, Harris, Lewis), 1966



5000-METER RUN, Men's Invitational Final

EVENT 22

1.	Dan Henderson	Athletics West	13:41.91
2.	Keith Hansen	MARQUETTE	13:46.72
3.	Dave Morrison	MINNESOTA	13:51.43
4.	Brian Carlton	MIAMI	13:51.43
5.	Paul Gorman	New Balance TC	13:59.24
6.	Sean Nicholl	GEORGIA	13:59.56
7.	Kurt Threinen	ST. CLOUD STATE	14:02.1
8.	Bryan Carroll	KANSAS STATE	14:03.39
9.	Raf Wyns	IOWA STATE	14:05.7
10.	Anthony Leach	OKLAHOMA STATE	14:07.9
11.	Patrick Duffy	CENTRAL MICHIGAN	14:11.1
12.	K.C. Nielsen	MISSISSIPPI	14:19.3
13.	Mark Kennard	Victory AC	14:36.8
	Vern Iwancin, Reebok Running Club	- Did not finish	
	Jeff Jacobs, Illinois	- Did not finish	
	Chris Novak, Purdue	- Did not finish	

UNIVERSITY AND COLLEGE FIELD EVENTS, FRIDAY

PAGE ONE

EVENT #61

Women's Invitational Triple Jump

1.	Yvonne Netterville, PURDUE	40-4 $\frac{1}{2}$ **
2.	Michelle Neal, PRAIRIE VIEW A & M	40-1 $\frac{3}{4}$
3.	Karen Grant, NEBRASKA	38-11 $\frac{3}{4}$
4.	Sha-ri Pendleton, NEBRASKA	38-11
5.	Sharon Dollins, WISCONSIN	38-10 $\frac{1}{2}$
6.	Lois Groen, IOWA STATE	38-9
7.	Rosie Wadman, KANSAS	37-11 $\frac{1}{2}$
8.	Felicia Carpenter, KANSAS STATE	37-5
9.	Nancy Thomas, DRAKE	36-11
10.	Brenda Carter, LINCOLN	36-4
11.	Melody Robinson, MIDLAND LUTHERAN	35-10 $\frac{3}{4}$
12.	Winnie Gillette, IOWA STATE	35-6
13.	Shernell Pinkston, LINCOLN	34-5
	Cynthia Collier, LINCOLN	ND
	Donna Ellerson, GEORGIA	ND
	Lisa Moats, XX-HAWKEYE TC	ND

\*\* Drake Relays Record -- 40'4 $\frac{1}{2}$ " - New Event, Yvonne Netterville, Purdue, 1985

Women's Invitational Javelin

1.	Maria Haley, WAYLAND BAPTIST	166-1
2.	Carla Battaglia, INDIANA	165-6
3.	Karen Szarkowski, NEBRASKA	160-1
4.	Julie Ravary, CENTRAL MICHIGAN	154-9
5.	Anne Grethe Baeraas, KANSAS	152-0
6.	Marie Sherwood, XX-CLUB SOTA	144-3
7.	Terri Soldan, XX-HAWKEYE T.C.	142-1
	Roxie McKee, KANSAS STATE	142-1
9.	Marlene Frahm, NORTHEAST MISSOURI	135-9
10.	Laura Hedien, BRADLEY	135-3
11.	Mickey Schoberg, IOWA	131-3
12.	Kelley Owen, NEBRASKA	130-9
13.	Susie Tindle, WESTERN ILLINOIS	126-1
14.	Helen Stoffel, WISCONSIN	125-9
15.	Stacy Hartman, PURDUE	124-10
16.	Reeni McElyea, WESTERN ILLINOIS	123-9
17.	Sekitha Anderson, WEST TEXAS STATE	123-7
18.	LeeAnn Veeder, MIDLAND LUTHERAN	118-0
19.	Lisa Naumann, INDIANA STATE	109-5
20.	Karen Martin, MIDLAND LUTHERAN	108-9



Women's Invitational High Jump

1.	Jan Chesbro, Unattached	6-3 **
2.	Yutta Shelton, ALABAMA	6-0 $\frac{1}{2}$
3.	Sue Perkins, WESTERN ILLINOIS	5-11 $\frac{1}{2}$
4.	Jan Clough, OKLAHOMA	5-11 $\frac{1}{2}$
5.	Mary Mol, IOWA	5-9 $\frac{1}{2}$
6.	Ann O'Connor, KANSAS	5-9 $\frac{1}{2}$
	Rita Graves, KANSAS STATE	NH
	Connie Long, WICHITA STATE	NH
	Tammy Truman, NEBRASKA	NH
	Michelle Riedi, WISCONSIN-STEVENSON POINT	NH

\*\* Drake Relays Record -- 6-3; previous record 6-1, Julie White, Ontario Canada, 1976

University-College Discus

1.	Todd Kaufman, ARIZONA	192-11
2.	Gary Kostrubala, IOWA	188-1
3.	Eggert Bogason, ALABAMA	183-11
4.	Jeff Lehmann, ILLINOIS	183-1
5.	Ron Backes, MINNESOTA	179-2
6.	Johnny Mitchell, WESTERN MICHIGAN	177-9
7.	Tim Brandt, PURDUE	176-6
8.	Tom Newberry, WISCONSIN-LACROSSE	172-7
9.	Pat McGeough, WESTERN MICHIGAN	171-2
10.	Norm Balke, IOWA	169-9
11.	Dave Reasons, MIAMI	169-7
12.	Kelvin Hancock, BAYLOR	168-2
13.	Bruce Ewen, ILLINOIS STATE	166-5
14.	Dave Juehring, IOWA STATE	166-3
15.	Joe Cole, TOLEDO	163-10
16.	Egbert Mullings, TOLEDO	163-9
17.	Bryan Bennett, ST. THOMAS	163-0
18.	John Irwin, NEBRASKA	162-4
19.	Ron Harrer, SOUTHERN ILLINOIS	162-2
20.	Clark Hopp, IOWA STATE	161-9
21.	Jim Lail, EASTERN ILLINOIS	161-8
22.	Ross Brockshus, SOUTH DAKOTA STATE	160-2
23.	Dave Knezovich, ST. THOMAS	158-5
24.	Paul Deniston, COLORADO	157-8
25.	Dave Niemuth, WISCONSIN	157-7
26.	Gene Abernathy, KANSAS STATE	155-5
27.	Sean Canady, ILLINOIS STATE	155-2
28.	Kelly Tagtow, NORTHERN IOWA	154-10
29.	John Poehlein, MISSISSIPPI	151-6
30.	Adam James, COE	149-2
31.	Jim Niemeyer, GRINNELL	143-10
32.	Dave Kamps, WISCONSIN-PLATTEVILLE	143-0
33.	Greg Coleman, DRAKE	138-2
34.	Wayne Schoppe, PARK	136-10
35.	Anthony Agho, TEXAS SOUTHERN	125-0

## UNIVERSITY AND COLLEGE FIELD EVENTS, FRIDAY

PAGE THREE

EVENT # 63

University-College Javelin

1.	Zakayo Malekwa, WAYLAND BAPTIST	256-7
2.	Craig Kielty, CENTRAL MICHIGAN	241-6
3.	Don McKinnis, KANSAS STATE	232-1
4.	Mike Brennan, IOWA STATE	224-9
5.	Kobes Coetzee, NEBRASKA	221-6
6.	Pick Simoncic, PITTSBURG STATE	214-9
7.	Mark Fischer, NORTH DAKOTA STATE	212-8
8.	Jon Claymore, NEBRASKA	209-0
9.	Paul Lykken, MOORHEAD STATE	207-1
10.	L. H. Brown, WYOMING	203-4
11.	Larry Priebe, EASTERN ILLINOIS	201-4
12.	Brian Driscoll, NOTRE DAME	200-10
13.	Guy Tuck, WICHITA STATE	198-11
14.	Danny Thomasson, PITTSBURG STATE	196-3
15.	Todd Murdock, NORTH DAKOTA STATE	196-1
16.	Wade Weisz, ST. JOHN'S	191-3
17.	Albsert Agostinelli, WESTERN MICHIGAN	188-10
18.	Mike Evans, LUTHER	185-10
19.	Rob Halva, ST. THOMAS	178-0
20.	Phil Lundahl, AUGUSTANA-ILLINOIS	173-10
21.	Jay Stidham, MORNINGSIDE	170-6
22.	Steve Redmond, MARQUETTE	156-9
23.	Dave Ward, WISCONSIN-PLATTEVILLE	148-2
24.	Jon Van Retzell, CONCORDIA	ND



## UNIVERSITY AND COLLEGE FIELD EVENTS, FRIDAY

PAGE FOUR

University - College Long Jump

EVENT #66

1.	Moses Kiyai, IOWA STATE	25-7
2.	James Patterson, NOTRE DAME	25-4 3/4
3.	Russell Mitchell, WAYLAND BAPTIST	25-3 1/2
4.	Chris Walker, TEXAS A & M	24-9 1/2
5.	Scott Reed, INDIANA	24-6
6.	Kermit Jackson, MISSISSIPPI	24-1 3/4
7.	John Bodine, NORTH DAKOTA STATE	24-0 1/4
8.	Vincent Cox, WESTERN MICHIGAN	24-0 1/4
9.	Kurt Thome, TEXAS A & M	23-11 1/2
10.	Chris Bean, CINCINNATI	23-9 1/4
11.	Charles Powell, BAYLOR	23-8 3/4
12.	J. R. Alexander, OKLAHOMA	23-8
13.	Earl Whiting, SOUTHEAST MISSOURI	23-8
14.	Claude Perkins, TARKIO	23-7 1/2
15.	Malcomb Braham, MIDDLE TENNESSEE	23-4 1/4
16.	Todd Crawford, BRADLEY	23-3 1/2
17.	John Simpson, BAYLOR	23-1
18.	Scott Van Senus, PURDUE	23-0 3/4
19.	Neal Guggemos, ST. THOMAS	22-11 1/2
20.	Dennis McWhinney, PRAIRIE VIEW A & M	22-11
21.	Veryl Switzer, KANSAS STATE	22-11
22.	Mark Grundy, MISSOURI	22-9 1/2
23.	Paul Woodward, ST. THOMAS	22-6 3/4
24.	Jeff DeLazaro, IOWA STATE	21-10
25.	Darrin Carpenter, EASTERN MICHIGAN	21-9 1/2
26.	Gary Duncan, GEORGIA	21-5
27.	Dwight Johnson, MIDDLE TENNESSEE	ND

76th ANNUAL DRAKE RELAYS

DRAKE STADIUM, DRAKE UNIVERSITY, DES MOINES, IOWA

FRIDAY, APRIL 26, 1985

FRIDAY MORNING

OFFICIAL RESULTS

UNIVERSITY & COLLEGE

WEATHER REPORT: 54° - Cloudy - Humidity 69% - Wind out of the NE - 18, Gusts to 26

NOTE: Results are on accutrack timer unless otherwise noted by an "h"

400-METER INTERMEDIATE HURDLES, University & College Prelims

EVENT 17

HEAT 1

1.	Rod Gullory	WEST TEXAS STATE	51.70
2.	Kevin McKinley	PRAIRIE VIEW	51.87
3.	Charles Powell	BAYLOR	52.69
4.	Darrell Buckley	RICE	53.88
5.	Don Smith	OKLAHOMA CHRISTIAN	54.38
6.	Terry Grove	SOUTH DAKOTA	55.85

HEAT 2

1.	Dan Ogidi	MISSOURI	51.56
2.	Pat Cherniyot	IOWA STATE	52.21
3.	Byron Clay	BAYLOR	53.34
4.	Robert Pittman	CINCINNATI	53.50
5.	Mike Dickman	COLUMBUS	53.77
6.	Scott Adamson	EASTERN ILLINOIS	54.74
7.	John Byrne	ARIZONA	56.4

HEAT 3

1.	Derrick Shepard	TOLEDO	52.91
2.	Dave Ponfret	PURDUE	52.93
3.	Aaron Robertson	KANSAS STATE	53.05
4.	Victor Moore	MISSOURI	54.13
5.	Tom Elliott	EASTERN MICHIGAN	54.53
6.	Al Jamerson	INDIANA STATE	54.85

HEAT 4

1.	Don Burrell	ILLINOIS STATE	52.36
2.	Aaron Johnson	RICE	53.03
3.	Glenn Williams	EASTERN MICHIGAN	53.27
4.	Bryan Hill	CINCINNATI	54.35
5.	Deric Haynes	MIDDLE TENNESSEE	55.05
6.	George Sanders	MANKATO STATE	56.00

QUALIFIERS: Rod Gullory, West Texas State; Kevin McKinley, Prairie View; Dan Ogidi, Missouri; Pat Cherniyot, Iowa State; Derrick Shepard, Toledo; Dave Ponfret, Purdue; Don Burrell, Illinois State; Aaron Johnson, Rice



4 X 100-METER RELAY, College Prelim

EVENT 38

HEAT 1

1.	WAYLAND BAPTIST	41.04	Morris Egon, Alrick Monroe, Dennis Moore, Devon Morris
2.	AUGUSTANA, Ill.	42.52	Brad Price, Carlton Beasley, Ed Branigan, Leland Stanford
3.	MISSOURI-ROLLA	42.93	George Louis Ferdinand, Lloyd Flowers, Brian McElroy, Ike Iloputaife
4.	NORTHEAST MISSOURI STATE	43.05	Chuck Simmons, Terrence Andrews, Dave Pinkerton, Jeff Boyd
5.	NEBRASKA-OMAHA	43.43	Rich Bravo, Brett Arendorf, Mike Bridges, Bob McNair
6.	WISCONSIN-STOUT	43.45	Del Johnson, Ray Parker, Larry Sorenson, Darrin Swagel
7.	MORNINGSIDE	44.57	Morgan Walker, Jerry Steffen, Gardine Wilson, Nate Cole
	SIMPSON:	Disqualified--2-3 out of zone--ran 44.24	

HEAT 2

1.	SOUTHEAST MISSOURI STATE	41.20	Earl Nichols, Kevin Lyons, Jeff Randle, David Jackson
2.	NORTH DAKOTA	41.71	Mike Labine, Norm McGee, Chuck Torrance, Bryan Greenwood
3.	TARKIO	42.38	David Johnson, Troy Whitley, Marcus Browder, Claude Perkins
4.	MILLIKIN	42.40	Richie Minor, Jeff Klinck, Kevin Brown, Deverick Lampley
5.	NORTH CENTRAL	42.48	Clint Mobley, Rick Campbell, Terrance Jordan, Curtis Hudson
6.	WILLIAM PENN	44.00	Marvis Poole, Rich Pena, Mike Richards, Derrick Newton
7.	SOUTH DAKOTA	44.88	Bryan Barness, Kirk Hoefling, Darren Ennis, Scott Kohles
	CONCORDIA, Min.:	Disqualified--2-3 out of zone--ran 44.22	

HEAT 3

1.	NORTH DAKOTA STATE	41.60	Nathan Cooper, John Bodine, Steph Weiland, James Molstre
2.	HASTINGS	42.12	Thomas Lee, Darryn Dicken, Kurt Epp, Dan Blanford
3.	CENTRAL STATE	42.45	Steve Brown, Darien Galloway, Dallas Tice, Roy Mendenhall
4.	WISCONSIN-LA CROSSE	42.85	Alvin Hudson, Shawn, Joe Bielanski, Earl Novotney
5.	ST. OLAF	42.91	Rich Falck, Todd Prieve, Brad Johnson, Rich Kleber
6.	AGUSTANA, S.D.	43.36	Paul Alexander, Mark Smith, Richard Wright, Tom Brown
7.	CENTRAL	43.80	John Briggs, Todd Bohlen, Paul Langel, Vince Birley
8.	BUENA VISTA	44.42	Jim Ewolbt, Scott Randall, Matt Napierala, Marc Kerscher

4 X 100-METER RELAY, College Prelim, Cont'd.HEAT 4

1.	LINCOLN	42.00	William Lacey, Steve Hayes, Steve McClellan, Gabriel Okon
2.	CONCORDIA	42.06	James Hill, Patrick Gellens, Peter Rocco, David Palmer
3.	CARLETON	42.62	John Winter, Loren Henning, Mark Winston, Andre Beaudoin
4.	NORTHWEST MISSOURI STATE	43.04	Robert Lawrence, Bobby Cohens, Tony Phillips, Drector Collins
5.	ST. JOHN'S	43.96	Erich Aragon, Tim Reese, Pete Schmidt, Kevin Hayden
6.	MACALESTER	45.25	Thad Collins, Eric Emmette, Bill Leifheit, Sean Heath
7.	GRINNELL	45.41	David Beavers, Jim Niemeyer, Walt Maley, David Jones
8.	DUBUQUE	46.17	Jim Tippe, Rob Junkroski, Lemuel Rowans, Bill Bradshaw

HEAT 5

1.	NORTHWOOD	41.63	Dale Washington, Ivan Lowe, Stacey Cooper, Eric Butler
2.	CAL-POLY POMONA	41.97	Charles Wilson, Richard Lay, Tony Pelly, Vince Steward
3.	ST. THOMAS	42.71	Bob Helland, Mart Montague, Neal Guggemos, Rich Harkwell
4.	CORNELL	42.78	Ronnie Heudred, Rick Pearson, Larry Bastian, Dave Thumm
5.	DOANE	42.80	Brent Harsin, Jeff Hagemann, Mike Nicholson, Steve Derr
6.	COE	44.02	Todd Brissey, Carl Sivals, Charles Davis, Ray Lomas
7.	WARTBURG	44.84	Garry Creed, Chris Creswell, Craig Sesker, Erik Buchholz

WESTMAR: Did not finish

QUALIFIERS: WAYLAND BAPTIST, SOUTHEAST MISSOURI STATE, NORTH DAKOTA STATE, LINCOLN, NORTHWOOD, NORTH DAKOTA, CONCORDIA, CAL-POLY POMONA

4 X 100-METER RELAY, University Prelim

EVENT 39

HEAT 1

1.	BAYLOR	40.02	Darnel Chase, Johnny Thomas, Ronnie Thompson, John Simpson
2.	TEXAS SOUTHERN	40.35	Renalda Dawson, Clyde Bishop, Dennis Ketchum, Nigel Gabriel
3.	OKLAHOMA STATE	40.96	Dermathe LaVelle, Harvey Pilgrum, David Rhode, Desmond Ross
4.	NEBRASKA	41.07	Anthony Small, Phillips George, Dennis Wallace, Robert Metz
5.	JACKSON STATE	41.63	Ronald Whitsett, Milton Henderson, Michael Newbold, Shannon Mathews

GRAMBLING STATE: Did not finish



4 X 100-METER RELAY, University Prelim, Cont'd.

EVENT 39

HEAT 2

1.	MISSISSIPPI STATE	40.14	Wayne Banks, Charles Spance, Lorenzo Daniel, Ronnie Dennis
2.	DRAKE	40.42	Skeet Spotser, Mike Ockerman, Mike Newby, Darnell Harris
3.	KANSAS STATE	40.79	Steve Wallace, Greg Washington, Veryl Switzer, Aron Roberson
4.	SOUTHERN ILLINOIS	40.88	Victor Dubois, Steve Breathett, Connor Mason, Mike Franks
5.	WESTERN MICHIGAN	41.19	Chauncey Tucker, Robert Louis, Vince Cox, Alex Washington

HEAT 3

1.	RICE	40.31	Patrick Gordon, Terry Jones, Steve Hall, Courtney Brown
2.	MICHIGAN STATE	41.15	Derrick Leonard, Anthony Mahon, Demetrius Hallums, Larry Jackson
3.	WESTERN ILLINOIS	41.25	Chris Dantzler, Ulysses Dantzler, DuBois McDavis, Wendell McKemey
4.	EASTERN MICHIGAN	41.60	Bruce McDuffie, Nate Moore, Willie Jenkins, Jeff Smith
	MISSOURI:	Disqualified--3-4 out of zone--ran 42.08	

HEAT 4

1.	TEXAS A & M	40.29	Lawrence Mitchell, Tony Grier, Darrell Austin, Tommy Alsbrooks
2.	GEORGIA	40.35	Manley Waller, Norman Edwards, Neal Jessier, Lester Benjamin
3.	PRAIRIE VIEW	40.59	Terry Graham, Scott Ferguson, Cedric Jones, Kevin McKinley
4.	WISCONSIN	40.89	Richard Johnson, Jack Smithback, Robert Hackett, Wayne Roby
5.	MARQUETTE	42.83	Pat Weas, Jon Wayland, Phil Rose, Tracy Brown
6.	CHICAGO STATE	43.14	Slyvester Wiley, Jimmy McGriff, David Rogan, Allen Wilhoite

QUALIFERS: BAYLOR, TEXAS SOUTHERN, MISSISSIPPI STATE, DRAKE, RICE, MICHIGAN STATE, TEXAS A & M, GEORGIA

4 X 200-METER RELAY, College Prelim

EVENT 20

HEAT 1

1.	WAYLAND BAPTIST	1:23.15	Moses Ugbisie, Alrick Munroe, Dennis Moore, Devon Morris
2.	NORTHWEST MISSOURI STATE	1:29.22	Bobby Cohens, Tim Hodge, Tony Phillip, Crector Collins
3.	AUGUSTANA, Ill.	1:29.72	Brad Price, Carleton Beasley, Ed Branigan, Leland Stanford

4 X 200-METER RELAY, College Prelim, Cont'd.

EVENT 20

HEAT 1, Cont'd.

4.	CONCORDIA, Neb.	1:29.86	Chuck Kapayo, Cleve Wester, Keith Evans, Terrance Square
5.	ST. JOHN'S	1:29.93	Pete Schmidt, Kevin Hayden, David Wright, Greg Dudziak
6.	BUENA VISTA	1:31.65	Jim Ewoldt, Scott Randall, Tom Johansen, Marc Kerscher
7.	DUBUQUE	1:32.16	Lemuel Rowans, Steve Naatz, Neil Nichol, Bil Bradshaw

HEAT 2

1.	NORTHWOOD	1:26.41	Eric Bolden, Stacey Cooper, Troy Eggleston, Eric Butler
2.	NORTHEAST MISSOURI STATE	1:28.58	Chuck Simmons, Rodney Scott, Dave Pinkerton, Jeff Boyd
3.	MORNINGSIDE	1:29.76	Morgan Walker, Jerry Steffen, Nate Cole, Gardine Wilson
4.	WISCONSIN-OSHKOSH	1:30.46	Cory Parker, Todd Resler, Ken Ramirez, Jerry Turner
5.	ST. THOMAS	1:30.49	Bob Helland, Mark Montague, Tom Dooher, Chris Gemlo
6.	COE	1:31.05	Brad Parsons, Wayne Blackmon, Charles Davis, Ray Lomas

HEAT 3

1.	LINCOLN	1:27.07	William Lacey, Steve Hayes, Steve McClennan, Phillip Pierre
2.	AUGUSTANA, S.D.	1:28.67	Paul Alexander, Mark Smith, Richard Wright, Mark Smith
3.	CORNELL	1:29.38	Ronnie Hendred, Rick Pearson, David Thumm, Jim Simmon
4.	WISCONSIN-LA CROSSE	1:29.94	Alvin Hudson, Shawn Montgomery, Joe Bielanski, Scott Johnson
5.	KEARNEY STATE	1:30.88	Curtis Harry, Mike Duman, Bob Duman, Neil Taylor
6.	WILLIAM PENN	1:31.05	Marvis Poole, Rich Freland, Mike Richard, Derrick Newton
7.	WESTMAR	1:31.8	Ray Jebst, Jeff Wink, Steve Moran, Tracy Miller

HEAT 4

1.	NORTH DAKOTA STATE	1:26.71	Nathan Cooper, John Bodine, Steph Weiland, Greg Reierson
2.	HASTINGS	1:27.31	Thomas Lee, Darryn Dicken, Kurt Epp, Dan Blanford
3.	CARLETON	1:28.30	Bryce Guillory, Loren Henning, Mark Winston, Reed Smoller
4.	CENTRAL MISSOURI STATE	1:29.92	Bobby Scott, Mike Dotts, Jimmie Rocquemore, Ric Phillips

SOUTH DAKOTA: Disqualified--3-4 out of zone--ran 1:31.99

QUALIFIERS: WAYLAND BAPTIST, NORTHWEST MISSOURI STATE, NORTHWOOD, NORTHEAST MISSOURI STATE, LINCOLN, AUGUSTANA, S.D., NORTH DAKOTA STATE, HASTINGS



4 X 200-METER RELAY, University Prelim

EVENT 21

HEAT 1

1.	BAYLOR	1:22.61	Darnel Chase, Johnny Thomas, Willie Caldwell, John Simpson
2.	TEXAS SOUTHERN	1:23.56	Renald Dawson, Clyde Bishop, Nigel Gabriel, Dennis Ketchum
3.	GEORGIA	1:23.64	Manley Waller, Norman Edwards, Lester Benjamin, Gary Duncan
4.	MICHIGAN STATE	1:24.69	Derrick Leonard, Anthony Mahon, Demetrius Hallums, Larry Jackson
5.	SOUTHERN ILLINOIS	1:24.86	Connor Mason, Steve Breathett, Mark Hill, Mike Franks
6.	WESTERN ILLINOIS	1:26.55	Michael Stevenson, Michael Turley, Carl Puckett, Craig Taylor
7.	CHICAGO STATE	1:28.29	David Rogan, Jimmy McGriff, Allen Wihoite, Sylvester Wiley

HEAT 2

1.	MISSISSIPPI STATE	1:21.54	Wayne Banks, Charles Spane, Ronnie Dennis, Lorenzo Daniel
2.	MISSOURI	1:23.24	Daniel Ogidi, Herbert Johnson, Victor Edet, Chidi Imoh
3.	MIDDLE TENNESSEE	1:24.20	Dale Rhodes, Perald Ellis, Kenny Nesbitt, Dwight Johnson
4.	EASTERN MICHIGAN	1:25.75	Bruce McDuffe, Nate Moore, Willie Jenkins, Jeff Smith
5.	MARQUETTE	1:28.41	Pat Weas, Jon Wayland, Phil Rose, Tracy Brown

QUALIFIERS: BAYLOR, TEXAS SOUTHERN, GEORGIA, MICHIGAN STATE, MISSISSIPPI STATE, MISSOURI,  
MIDDLE TENNESSEE, EASTERN MICHIGAN

4 X 400-METER RELAY, Women's Invitational Prelim

EVENT 55

HEAT 1

1.	PRAIRIE VIEW	3:37.71	Lovanda Lockett, 52.9; Norrie McAfee, 55.5; Deirdre Jackson, 54.7; Jocelyn Tatum, 54.6
2.	GRAMBLING STATE	3:38.30	Cynthia Green, Diedra Best, Gail Emmanuel, Doreen Best
3.	NEBRASKA	3:41.04	Michelle Milling, Nicole Ali, Vicky Johnson, Marcia Tate, 53.5
4.	DRAKE	3:46.86	Krystal Griffin, Ann Cochran, Sally Davis, Deb Rose, 54.4
5.	WESTERN ILLINOIS	3:47.79	Lisa Smith, Lane Svarez, Cellie Watson, Kathy Turley
6.	NEBRASKA-OMAHA	3:51.65	Janice Moreau, 56.4; Gina Jochim, 58.2; Sheila Brown, 57.3; Becky Kapperman, 54.8
7.	LINCOLN	3:52.4	Cynthia Collier, Pat Williams, Vickie Boone, Brenda Carter

4 X 400-METER RELAY, Women's Invitational Prelim, Cont'd.

EVENT 55

HEAT 2

1. TEXAS SOUTHERN	3:36.70	Sadia Sowumni, 53.3; Alice Bell, 55.7; Arnita Epps, 52.3; Airat Bakara, 55.4
2. GEORGIA	3:41.01	Terri Julian, 55.2; Kara Houston, 55.0; Sandra Smith, 56.9; Stephanie Hines, 53.9
3. JACKSON STATE	3:42.22	Wanda Carter, 54.4; Marlene Jack, 54.6; Karen Lawson, 56.3; Heather Pierre, 56.8
4. PURDUE	3:43.73	Toni Midderhoff, 56.3; Angela Goodman, 54.5; Heidi Hackel, 56.6; Jill Sias, 56.4
5. ILLINOIS	3:47.49	Kim Dunlap, 53.7; Cheryl Ward, 54.3; Kelly McNee, 57.3; Yvonne Oldham, 57.2

QUALIFIERS: PRAIRIE VIEW, GRAMBLING STATE, NEBRASKA, DRAKE, TEXAS SOUTHERN, GEORGIA, JACKSON STATE, PURDUE

SPRINT MEDLEY RELAY, University Prelim

EVENT 47

HEAT 1

1. RICE	3:21.50	Courtney Brown; Terry Jones; Robby Timmons, 46.5; Gawain Guy, 1:52.1
2. DRAKE	3:22.51	Skeet Spotser; Mike Ockerman; Duane Bryght, 46.5; Sterling Martin, 1:53.8
3. EASTERN ILLINOIS	3:25.75	Rod McMullen; Claude Magee; Scott Adamson, 49.5; Jim Maton, 1:51.3
4. WESTERN ILLINOIS	3:25.87	Chris Chatman, Wendell McKemey, Ulysses Dantzler, Kenny Cook
5. TOLEDO	3:26.55	Solomon Branch; Mark Musgrave; Andre Metivier, 49.1; Bruce Smith, 1:57.4
6. MARQUETTE	3:29.76	Phil Rose; Jon Wayland; Kevin Jakopin, 48.8; Paul Miller, 1:56.8
7. INDIANA STATE	3:37.6	Royce Humphries, Jeff Rudolph, Bryan Leturgez, Glenn Richie

HEAT 2

1. JACKSON STATE	3:19.27	Ronald Whitsett; Milton Henderson; John Bernard, 46.9; Oslan Barr, 1:49.7
2. ARIZONA	3:19.55	Ray Brown; John Byrne; Michael Davidson, 46.4; Roderick Clarke, 1:49.8
3. ILLINOIS	3:20.29	Lester Washington; Tim Simon; Kevin Brooks, 46.8; Charlton Hamer, 1:51.20
4. IOWA	3:21.80	Ronnie McCoy; Ken Williams; Pat McGhee, 46.3; Bill Thiesen, 1:53.4
5. GRAMBLING STATE	3:22.27	Mike Johnson; Charles Tyler; Tony Hayward, 46.5; Charles Ross, 1:53.3
6. MISSISSIPPI	3:23.7	Perry Cartlidge, Melvin Dean, Perry Lust, Cornelius Tate
7. NORTHERN IOWA	3:25.7	Joe Fuller, Brad Bartelt, Brooks Glasnap, Eric White
8. COLORADO	3:34.7	Jay Martin; Devlon Dunn; Nate Craze, 47.3; Colin Harris, 2:03.9



SPRINT MEDLEY RELAY, University Prelim, Cont'd.

EVENT 47

HEAT 3

1. EASTERN MICHIGAN	3:16.97	Willie Jenkins; Jeff Smith; Will Hamilton, 48.2; Earl Jones, 1:45.8
2. OKLAHOMA STATE	3:17.35	David Rhodes; Desmond Ross; Roace Cooper, 47 Paul Larkins, 1:47.2
3. PRAIRIE VIEW	3:17.97	Terry Graham; Scott Ferguson; Kevin McKinley, 46.5; Ernest Bell, 1:49.6
4. TEXAS A & M	3:19.11	Tommy Alsbrooks; Darrell Austin; Maurice Holt, 46.5; Dean Stone, 1:50.5
5. MICHIGAN STATE	3:24.30	Parvin Parnell; Dennis Pelton; Larry Jackson, 46.3; Joe Mihalic, 1:55.2
6. MIDDLE TENNESSEE	3:29.43	Scotty Harris; Deric Haynes; James Duhart, 48.8; Mark Byrne, 1:56.9
7. CHICAGO STATE	3:37.7	David Rogan, Jimmy McGriff, Sylvester Wiley, Deanail Mitchell
TEXAS SOUTHERN: Did not finish		

QUALIFIERS: RICE, DRAKE, JACKSON STATE, ARIZONA, EASTERN MICHIGAN, OKLAHOMA STATE, PRAIRIE VIEW, TEXAS A & M

SPRINT MEDLEY RELAY, College Prelim

EVENT 46

HEAT 1

1. ST. OLAF	3:24.22	Rich Falck; Todd Prieve; Rich Kleber, 48.6; Mark DeFor, 1:52.3
2. SOUTHEAST MISSOURI STATE	3:24.37	Jeff Randle; Earl Nichols; Kevin Lyons, 48.0; Carl Bell, 1:52.9
3. CAL POLY-POMONA	3:28.79	Charles Wilson; Richard Lay; Tony Pelly, 48.0 Brad Clary, 1:56.3
4. CENTRAL	3:29.72	John Briggs, Todd Bohlen, Rod Klein, Joe Martin
5. MANKATO STATE	3:32.12	Lorenzo Martin; Scott Bieson; Kevin DeFries, 50.0; John Tuma, 1:57.3
6. WILLIAM PENN	3:46.4	Marvis Poole; Derrick Newton; Mike Richards, 52.8; Rich Freland, 2:08.7

HEAT 2

1. SOUTH DAKOTA	3:24.19	Kevin Hoefling; Terry Grove; Courtney Clayborne, 47.6; Mike Martin, 1:52.2
2. WISCONSIN-MILWAUKEE	3:25.70	Jen Wegner; Rudy Robertson; Paul Rivas, 48.4; Ken Lobins, 1:51.1
3. HAMLINE	3:26.56	Ken Rothenberger; Brent Langford; Cliff James, 47.3; Todd Wallenfelt, 1:53.9
4. ST. CLOUD STATE	3:27.86	Mark Stratmann; Tim Peery; Bob McGrath, 50.2; Mark Young, 1:52.7
5. NEBRASKA-OMAHA	3:31.4	Bob McNair; Mike Mertz; Al McLaughlin, 47.6; Gerald Harder, 1:59.3
6. DUBUQUE	3:35.6	Steve Naatz, Jim Kiwala, Binn Bradshaw, Neil Nichol

ST. JOHN'S: Disqualified--2-3 out of zone--ran 3:36.4--splits 49.9 and 2:00.1

SPRINT MEDLEY RELAY, College Prelim, Cont'd.

EVENT 46

HEAT 3

1.	DOANE	3:24.4	Jeff Hagemann; Mike Nicholson; Brent Harsin, 47.5; Gregg Larson, 1:52.5
2.	CENTRAL STATE	3:25.0	Steve Brown; Dallas Tice; Keith Singleton, 48.6; Joe Scott, 1:53.4
3.	HASTINGS	3:26.0	Thomas Lee; Dan Blanford; Billy Lloyd, 47.4; Rob Spykstra, 1:54.4
4.	KEARNEY STATE	3:28.7	Neil Taylor, Curtis Harry, Bob Duman, Mike Duman
5.	NORTH CENTRAL	3:29.1	Rick Campbell; Curtis Hudson; Dennis Piron, 49.9; Gary Peterson, 1:54.6
6.	MIDLAND LUTHERAN	3:32.5	Bill King, Kacey Booth, Craig Curran, Tim Rolfs
7.	WISCONSIN-PLATTEVILLE	3:39.0	Mike Hintz, Dennis Sigl, Brad Smrstick, Brian Morphen
	LORAS:	Disqualified--1-2 out of zone--ran 3:30.1--splits 48.9 and 1:55.6	

HEAT 4

1.	NORTHWOOD	3:24.5	Dale Washington, Stacey Cooper, Kim McCoy, Jamonty Washington
2.	LINCOLN	3:26.1	William Lacey; Phillip Pierre; Steve McClellan, 48.0; Teraz Bateman, 1:54.7
3.	MISSOURI-ROLLA	3:29.2	George Louis Ferdinand; Ike Iloputaife; Brian McElroy, 48.0; John Borthwick, 1:56.5
4.	WISCONSIN-STEVENS POINT	3:30.4	Ric Perona; Al Hilgendorf; Mike Christman, 49.6; Bob Hujik, 1:56.1
5.	SOUTH DAKOTA STATE	3:30.4	Mark McConnell; Daryl Schofield; Scott Munger, 49.5; Tim Wilson, 1:56.4
6.	AUGUSTANA, Ill.	3:34.5	Darin Davis; Joe Butler; Kevin Rice, 49.9; Kevin Soeken, 1:56.7
7.	GRINNELL	2:04.4	Jim Niemeyer; Tim Northrup; Walt Maley, 50.8; Mike Grossman, 2:04.4
8.	DORDT	3:43.8	Rich Koele, Dave Westra, Robert Miedema, Steve Kamps

HEAT 5

1.	SIMPSON	3:24.8	Wade Welton; Rex VanBuskirt; Anders Sjostedt, 49.0; Kirk Pedersen, 1:50.1
2.	WISCONSIN-OSHKOSH	3:25.6	Cory Parker; Jerry Turner; Ken Ramirez, 49.5; Max Harn, 1:50.7
3.	CORNELL	3:29.6	Rick Pearson; Jim Simmon; Dave Thumm, 47.2; Rich Harris, 1:57.3
4.	CONCORDIA	3:29.9	David Palmer, Peter Rocco, Tim Mommens, Greg Rathke, 1:56.2
5.	MORNINGSIDE	3:33.6	Morgan Walker; Jerry Steffen; Nate Cole, 49.3; Gardine Wilson, 1:58.9
6.	ST. THOMAS	3:35.7	Chris Gemlo, Paul Voss, Tony Fruci, Mike Cogan
7.	WESTMAR	3:45.3	Tracy Miller; Jeff Wink; Ray Jobst, 49.3; Lynn Evans, 2:10.1



SPRINT MEDLEY RELAY, College Prelim, Cont'd.

EVENT 46

HEAT 6

1. WAYLAND BAPTIST	3:25.8	Morris Egon, Dennis Moore, Patrick Nwanguzo, Franklin Salkey
2. NEBRASKA WESLEYAN	3:25.9	Willie Wilson; Scott Therton; Jeff Heng, 47.7; Ron Moran, 1:54.2
3. MOORHEAD STATE	3:26.8	Scott Anderson; Pete Tomhave; Bob MacLeod, 49.5; John Alin, 1:53.2
4. NORTHWEST MISSOURI STATE	3:28.6	Robert Lawrence; Drector Collins; Tom Lester, 48.8; Rodney Grayson, 1:56.0
5. CENTRAL MISSOURI STATE	3:28.9	Jimmie Rocquemore; Michael Dotts; Ric Phillip; 50.3; Mike Fairbanks, 1:53.7
6. NORTH DAKOTA STATE	3:32.2	Charlie Lawson; Brian Crouse; Greg Reiersen, 49.6; Mark Anderson, 1:56.9
7. CONCORDIA, Min.	3:34.9	Kurt Waters, Jay Jorgenson, Dave Swanberg, Paul Beck
8. BUENA VISTA	3:39.7	Jim Ewoldt; Scott Randall; Marc Kerscher, 50.7; Brad Kotz, 2:03.4

QUALIFIERS: ST. OLAF, SOUTH DAKOTA, DOANE, NORTHWOOD, SIMPSON, WAYLAND BAPTIST, SOUTHEAST MISSOURI STATE, CENTRAL STATE

110-METER HIGH HURDLES, University & College Prelim

EVENT 29

HEAT 1 - (Wind - 1.92 mps Against)

1. Wayne Roby	WISCONSIN	14.08
2. Ronnie Thompson	BAYLOR	14.23
3. Skeet Spotser	DRAKE	14.47
4. Byron Hill	CINCINNATI	14.64
5. Doug Jones	IOWA	14.65
6. Victor Jones	MISSOURI	14.66
7. Walt Curry	IOWA STATE	14.76
8. Roger Richards	TEXAS SOUTHERN	14.88

HEAT 2 - (Wind - 1.5 mps Against)

1. Leander McKinzie	FLORIDA STATE	13.92
2. Ronnie McCoy	IOWA	14.07
3. Ricky Alexander	TEXAS A & M	14.63
4. Jack Smithback	WISCONSIN	14.72
5. Jeff Duffy	WEST TEXAS STATE	14.93
6. Aaron Robertson	KANSAS STATE	14.96
7. Robert Pitman	CINCINNATI	15.25
Don Allen, Grambling State - Did not finish		

HEAT 3 - (Wind - 1.7 mps Against)

1. Alex Washington	WESTERN MICHIGAN	14.06
2. Don Burrell	ILLINOIS STATE	14.44
3. Dale Washington	NORTHWOOD	14.48
4. Anthony Settle	GRAMBLING STATE	14.54
5. Mike Hintz	WISCONSIN-PLATTEVILLE	15.42
6. Peter McNaughton	MONMOUTH	15.52
Rod Guillory, West Texas State - Did not finish		
Ray McNeal, Wayland Baptist - Did not finish		

HEAT 4 - (Wind - 1.9 mps Against)

1. Kevin McKinley	PRAIRIE VIEW	14.20
2. Joe Smith	ALABAMA	14.44
3. Cliff Mundy	MISSOURI	14.59
4. Scott Therton	NEBRASKA WESLEYAN	14.78
5. Aaron Johnson	RICE	14.79
6. Harry Johnson	TEXAS A & M	15.36
Derek Cole, Wichita State - Did Not Finish		

QUALIFIERS: Wayne Roby, Wisconsin; Ronnie Thompson, Baylor; Leander McKinzie, Florida State; Ronnie McCoy, Iowa; Alex Washington, Western Michigan; Don Burrell, Illinois State; Kevin McKinley, Prairie View; Joe Smith, Alabama



100-METER DASH, University & College Prelim

EVENT 31

HEAT 1 - (Wind - 2.4 mps Against)

1.	Desmond Ross	OKLAHOMA STATE	10.61
2.	Victor Edet	MISSOURI	10.70
3.	Ray Brown	ARIZONA	10.72
4.	Darnell Harris	DRAKE	11.07
5.	Charles Hogue	INDIANA STATE	11.08
6.	Joe Fuller	NORTHERN IOWA	11.16
7.	Richard Johson	WISCONSIN	11.21

HEAT 2 - (Wind - 1.5 mps Against)

1.	John Simpson	BAYLOR	10.64
2.	Claude Magee	EASTERN ILLINOIS	10.65
3.	Jeff Randle	SOUTHEAST MISSOURI STATE	10.94
4.	Elliott Hanna	IOWA STATE	10.97
5.	Devlon Dunn	COLORADO	10.99

HEAT 3 - (Wind - 0.8 mps Against)

1.	Norm McGee	NORTH DAKOTA	10.54
2.	Anthony Small	NEBRASKA	10.63
3.	Larry Jackson	MICHIGAN STATE	10.79
4.	Mike Ockerman	DRAKE	10.87
5.	Deverick Lampley	MILLIKIN	11.00
6.	Rodney Johnson	CINCINNATI	11.02

HEAT 4 - (Wind - 0.5 mps Against)

1.	Wayne Robey	WISCONSIN	10.66
2.	Darrell Swann	CINCINNATI	10.71
3.	Steve Tyson	ILLINOIS	10.71
4.	Bruce McDuffie	EASTERN MICHIGAN	11.09

QUALIFIERS: Desmond Ross, Oklahoma State; Victor Edet, Missouri; John Simpson, Baylor; Claude Magee, Eastern Illinois; Norm McGee, North Dakota; Anthony Small, Nebraska; Wayne Robey, Wisconsin; Darrell Swann, Cincinnati

4 X 400-METER RELAY, College Prelim

EVENT 56

HEAT 1

1. WAYLAND BAPTIST	3:04.65	Moses Ugbisie, 46.3; Russell Mitchell, 46.1; Patrick Nwanguzo, 46.1; Devon Morris, 46.1
2. LUBBOCK CHRISTIAN	3:14.91	Mitch Tone, 48.1; Russel Johnson, 49.4; Mike Marshall, 48.5; Kenrick Williams, 48.0
3. AUGUSTANA, S.D.	3:17.29	Paul Alexander, 50.3; Mark Smith, 50.2; Richard Wright, 49.0; Tom Brown, 47.7
4. LORAS	3:17.45	Mark Mehlberger, 49.3; Domnic Casey, 49.7; Dave Foecking, 49.0; Scott Ganshirt, 49.4
5. ST. CLOUD STATE	3:19.83	Mark Stratmann, 50.4; Bob McGrath, 49.5; Tony Backes, 50.6; Tim Peery, 50.1
6. ELMHURST	3:20.7	Bert Nash, 49.3; Lou Caffrio, 49.9; Mark Houghteling, 52.2; Jim Kirby, 49.3
7. WARTBURG	3:23.9	Scott Kasik, 52.1; Craig Sesker, 50.6; Chris Crewswell, 50.7; Erik Buchholz, 50.4

HEAT 2

1. LINCOLN	3:17.29	Steve McClellan, 49.4; Anthony Oshekn, 50.9; Teraz Bateman, 47.6; Phillip Pierre, 49.4
2. HASTINGS	3:17.33	Jeff Mages, 49.7; Thomas Lee, 49.6; Billy Lloyd, 48.9; Dan Blanford, 49.1
3. WISCONSIN-STEVENS POINT	3:17.40	Al Hilgendon, 50.5; Ric Peroha, 49.2; Tom Peterson, 49.0; Mike Christman, 48.9
4. AUGUSTANA, Ill	3:18.66	Joe Butler, 51.1; Ken Harris, 48.0; Darrin Davis, 50.1; Leland Stamford, 49.5
5. NORTH CENTRAL	3:19.27	Curtis Hudson, 49.7; Dennis Piron, 49.5; John Sloan, 50.6; John Brolley, 49.4
6. WISCONSIN-LA CROSSE	3:24.31	Ric Meister, Chris Johnson, Brian Knier, Earl Novotney
7. BUENA VISTA	3:33.2	Tracy Jeague, 53.8; Tom Johanson, 52.4; Jim Ewoldt, 53.5; Brad Kotz, 53.5
8. ST. AMBROSE	3:34.5	Mike Anton, Andy Kneiry, Deonn Howard, Nick Steinbach

HEAT 3

1. SOUTHEAST MISSOURI STATE	3:13.37	David Jackson, 45.9; Earl Nichols, 48.1; Carl Bell, 49.6; Kevin Lyons, 49.4
2. MOORHEAD STATE	3:15.80	Pete Tomhave, 50.1; Bob MacLeod, 48.9; Brad Milbeck, 49.3; Scott Anderson, 47.5
3. WISCONSIN-STOUT	3:17.72	Larry Sorenson, 50.6; Todd Zuerlein, 49.5; Lloyd Taylor, 49.4; Ray Parker, 48.4
4. MILLIKIN	3:19.58	Jeff Klinck, 48.9; Greg Crull, 50.3; Deverick Lampley, 50.5; Curt Stiner, 49.9
5. SOUTH DAKOTA STATE	3:22.77	Mark McConnell, 49.5; Brent Bargmann, 50.15; Daryl Schofield, 51.5; Scott Munger, 51.3
6. DUBUQUE	3:25.4	Bill Bradshaw, 50.9; Neil Nichol, 49.4; Steve Naatz, 51.7; Jim Kiwala, 53.3
7. CHICAGO	3:31.9	Guy Yasko, 51.2; Reginald Mills, 54.3; Jonathan Cole, 52.4; Mike Lee, 54.0



4 X 400-METER RELAY, College Prelim, Cont'd.

EVENT 56

HEAT 4

1. CENTRAL STATE	3:15.07	Steve Brown, 46.8; Danny Raynor, 51.0; Charles Jones, 49.9; Keith Singleton, 47.5
2. CAL POLY-POMONA	3:15.21	Richard Lay, 49.6; Vince Steward, 47.5; Tony Pelly, 48.8; Charles Wilson, 49.3
3. NORTHEAST MISSOURI STATE	3:16.99	Mike Shelton, 48.9; Jeff Boyd, 49.0; Terrence Andrews, 50.2; Chuck Simmons, 48.8
4. CENTRAL MISSOURI STATE	3:20.11	Ric Phillips, 50.0; Jimmie Rocquemore, 50.0; Bobby Scott, 50.1; Kevin Clark, 50.0
5. LUTHER	3:21.0	Eric Campbell, Scott Leith, John Hjelle, Dave Juhl
6. CARLETON	3:23.25	Mark Winston, 50.6; Reed Smoller, 48.8; Chris Young, 51.7; Bryce Guillory, 51.7
7. BETHEL	3:24.0	Layne Lafrombois, 50.4; Dave Bradley, 50.5; Jeff Vangrinsven, 50.9; Dave Jorgenson, 52.2

HEAT 5

1. NORTHWOOD	3:13.20	Erick Butler, 49.0; Eric Bolden, 48.7; Troy Eggleston, 47.9; Kim McCoy, 47.6
2. NORTHWEST MISSOURI STATE	3:13.44	Robert Lawrence, 48.7; Bobby Cohens, 49.1; Tom Lester, 48.0; David Watkins, 47.6
3. ST. THOMAS	3:15.46	Chris Unger, 49.2; John Murray, 49.7; Phil Herbert, 48.8; Rich Harkwell, 47.7
4. WISCONSIN-MILWAUKEE	3:20.66	Kurt Fehrenbach, 50.2; Paul Rivas, 49.9; Ken Lobins, 49.6; Tom Trapp, 51.0
5. CORNELL	3:21.57	Jim Simmon, 51.0; Dave Thumm, 49.0; Rick Harris, 50.0; Mike Proctor, 51.5
6. COE	3:23.0	Brad Parsons, 50.8; Dave Lussion, 52.0; Mike Vance, 50.0; Kevin Astor, 50.2
7. WINONA STATE	3:27.0	James Scott, 53.9; James Mingus, 50.0; Chris Nelson, 51.7; John Kahoun, 51.4
8. WISCONSIN-PLATTEVILLE	3:29.6	Tom Garrity, 49.1; Brad Smrstick, 51.8; John Behr, 54.9; Jeff Hubbard, 53.8

HEAT 6

1. HAMLINE	3:16.71	Dave Ryan, 49.3; Cliff James, 48.4; Mike Mueller, 49.6; Brent Longford, 49.4
2. PARK	3:16.80	Charles Nance, Tim Brown, Mark Gregory, Eddie Hicks
3. MANKATO STATE	3:17.38	George Sanders, 50.5; Jay Webster, 49.2; Mark Hatteburg, 49.2; John Furness, 48.4
4. KEARNEY STATE	3:22.98	Bob Duman, Neil Taylor, Curtis Harry, Mike Duman
5. NORTHWESTERN	3:23.92	Bill Butz, 51.6; Rick DenHerder, 50.2; Jeff VanderBerg, 52.0; Richard Miller, 50.1
6. DORDT	3:32.25	Rich Koele, 53.7; Steve Komps, 53.3; Kenton Camp, 52.2; Robert Miedema, 53.1
7. MACALESTER	3:34.3	Sean Heath, 52.3; Bill Leifheit, 52.5; Peter Aas, 55.1; Thad Collins, 54.4
NORTH DAKOTA STATE - Did not finish		

4 X 400-METER RELAY, College Prelim, Cont'd.

EVENT 56

HEAT 7

1. SOUTH DAKOTA	3:16.27	Kevin Hoefling, Todd Poling, Terry Grove, Courtney Clayborne
2. NORTH DAKOTA	3:16.89	Chuck Torrance, 50.0; Bob Cunningham, 49.0; Bryan Greenwood, 49.5; Norm McGee, 48.4
3. CONCORDIA	3:17.16	Tim Mommens, 49.1; Rick Pinkney, 50.2; Greg Rathke, 49.4; Peter Rocco, 48.9
4. OKLAHOMA CHRISTIAN	3:18.45	Don Smith, 49.3; Brett McKnight, 49.0; Joel Norman, 49.8; Brent Fowler, 50.5
5. CENTRAL	3:18.45	Mark Heid, 49.8; John Briggs, 49.7; Rod Klein, 49.1; Joe Martin, 49.8
6. ST. JOHN'S	3:20.90	Greg Dudziak, 50.3; David Wright, 50.3; Jon Dugen, 48.8; Steve Tekippe, 51.5
7. WESTMAR	3:25.2	Steve Moran, 52.4; Jeff Wink, 51.3; Ray Jobst 50.2; Tracy Miller, 51.3
8. GRINNELL	3:31.1	Walt Maley, 51.3; Jim Niemeyer, 51.9; Jeff Greene, 53.3; Tim Northrop, 54.5

QUALIFIERS: WAYLAND BAPTIST, LINCOLN, SOUTHEAST MISSOURI STATE, CENTRAL STATE, NORTHWOOD, HAMLIN, SOUTH DAKOTA, NORTHWEST MISSOURI STATE

4 X 400-METER RELAY, University Prelim

EVENT 57

HEAT 1

1. SOUTHERN ILLINOIS	3:06.06	Steve Breathett, 46.6; Eric Gray, 47.4; Mark Hill, 46.3; Mike Franks, 45.8
2. RICE	3:06.35	Steven Hall, 46.5; John Bell, 47.2; Patrick Gordon, 46.3; Courtney Brown, 46.4
3. EASTERN MICHIGAN	3:08.80	Nate Moore, 47.0; Will Hamilton, 47.3; Carl Johnson, 47.1; Earl Jones, 47.4
4. NEBRASKA	3:09.55	Phillips George, 47.9; Regis Humphrey, 46.9; Dennis Wallace, 47.0; Anthony Small, 47.7
5. WESTERN ILLINOIS	3:12.07	Ulysses, 47.5; Carl Puckett, 48.5; DuBois McDavis, 47.9; Wendell McKemey, 48.1
6. WESTERN MICHIGAN	3:14.6	Robert Louis, 47.7; Derrick Simmons, 46.6; John Winterbottom, 49.6; Steve Gillenwater, 50.8
7. CHICAGO STATE	3:24.3	Norvell Nanden, 50.8; Deanail Mitchell, 50.4; Allen Wilhoite, 50.5; Clarence Pulley, 52.5

HEAT 2

1. BAYLOR	3:06.73	Darnel Chase, 47.5; Derwin Graham, 46.9; Johnny Thomas, 46.1; Willie Caldwell, 46.3
2. MIDDLE TENNESSEE	3:08.21	Dale Rhodes, 47.2; Kenny Nesbitt, 47.0; James Duhart, 47.9; Perald Willis, 46.2
3. NOTRE DAME	3:09.06	Robert Nobles, 47.4; Dan Shannon, 46.1; Van Percy, 47.5; John McNelis, 48.0
4. MICHIGAN STATE	3:10.65	Dennis Felton, 48.8; Marvin Parnell, 47.7; Larry Jackson, 47.3; Rodney Benson, 46.9
5. PRAIRIE VIEW	3:12.22	Terry Graham, 47.8; Scott Ferguson, 48.0; Cedric Jones, 48.2; Ernest Bell, 48.2
6. COLORADO	3:12.1	Mike Dickman, 47.7; Jay Martin, 48.4; Jeff Nock, 48.5; Nate Craze, 48.5
7. EASTERN ILLINOIS	3:25.1	Scott Adamson, 50.1; Jim Maton, 50.7; Don Johnson, 52.0; Claude Magee, 52.3



4 X 400-METER RELAY, University Prelim, Cont'd.

EVENT 57

HEAT 3

1. MISSOURI	3:09.50	Daniel Ogidi, 46.6; Henry Amike, 46.4; Victor Moore, 48.8; Herbert Johnson, 47.7
2. GRAMBLING STATE	3:10.22	Mike Johnson, Charles Tyler, Charles Ross, Tony Howard, 46.7
3. TEXAS SOUTHERN	3:10.48	Carey Lamb, 48.2; Dennis Ketchum, 47.4; Roland Dixon, 48.3; Marshall Wyatt, 46.5
4. MISSISSIPPI STATE	3:11.22	Charles Spane, 47.0; Ronnie Dennis, 47.6; Steve Whiting, 48.5; Yura Bryant, 48.1
5. PURDUE	3:11.45	Troy Furnivall, 47.5; Rick Wims, 47.4; Scott Shorney, 47.2; Dave Pomfret, 49.3
6. NORTHERN IOWA	3:14.2	Brad Bartelt, 49.2; Brooks, Glasnapp, 47.4; Solomon Anderson, 48.8; Jim Grebin, 49.0

HEAT 4

1. ALABAMA	3:07.58	Terry Menefee, 46.1; Bernie Jackson, 46.9; Tony Davis, 48.0; Cedric Vaughans, 46.6
2. TEXAS A & M	3:08.73	Tony Grier, 46.5; Kyle Hargett, 48.2; Maurice Holt, 46.6; Tommy Alsbrooks, 47.4
3. IOWA STATE	3:09.53	Sebron Flenaugh, 47.9; David Palmer, 46.5; Lafester Rhodes, 48.6; Leroy Dixson, 46.5
4. MISSISSIPPI	3:12.07	Vincent Aldridge, 49.8; Melvin Dean, 47.9; Perry Lust, 48.4; Perry Cartlidge, 45.9
5. CINCINNATI	3:13.11	Byron Hill, 49.1; Lewis Johnson, 47.4; Robert Pittman, 48.1; Rodney Johnson, 48.5
6. TOLEDO	3:15.2	Andre Metivier, 48.9; Carl Bow, 48.7; Derrick Shepherd, 47.6; Bruce Smith, 50.0
7. MARQUETTE	3:21.1	Kevin Jakopin, 50.8; Jon Wayland, 48.5; Pat Weas, 50.1; Paul Miller, 51.7

QUALIFIERS: SOUTHERN ILLINOIS, RICE, BAYLOR, MIDDLE TENNESSEE, MISSOURI, GRAMBLING STATE, ALABAMA, TEXAS A & M

## DRAKE RELAYS QUOTES

### Perry Wright, Waterloo West, Winner Boys HS 100-Meter Dash

I was really excited at the end. I had a clean start and thought I would win it all the way. I wanted to run the best race of my life today, and I think I did it.

### Matt Zuber, Iowa Valley of Marengo, Winner Boys HS 110-High Hurdles in 14.70

I thought the race would go faster. I ran a 14.32 last summer and I've run better this year. My blocks have been improving, it's the last five hurdles I need to work on.

I'm trying to figure out where I'm going to school right now. It's between Texas A&M and Iowa State.

### Gwen Torrence, Georgia - Winner Women's Invitational 100-Meter Dash in 11.53

Two weeks ago, I got a cramp at the Dogwood Relays. This was my first race since then so I was kind of scared. While I got into the blocks they slipped and I felt my leg tighten, but when I started to run, it felt okay. I felt myself running a little wild. I had problems with my arm action.

I'm a sophomore, so I hope I can win this race four years in a row. I wouldn't mind at all.

### Greg Love, Illinois State - Anchor on Illinois State's winning 4 x 1600 Relay, 16:19.14, 3:57.9 split.

To tell you the truth, last year was quite a bit easier. My split was only a 4:06 and this year I had to go 3:57 plus. We repeated as champs (4-mile relay) at the Dogwood Relays and at the Kansas Relays earlier so we really wanted this race. I was a little surprised since my previous best was a 4:03 split. My best open mile was a 4:04. That's my usual race tactic to make my move with about 500 meters to go.

### Jan Chesbro, Unattached - Winner Women's Invitational High Jump at 6-3 - DRAKE RELAYS RECORD

I didn't jump indoors this year and I didn't start working out until February. I think the weather was perfect today. It wasn't too hot and it wasn't too windy. This was my personal record and it felt very good.

I went to Texas Tech and worked as a graduate assistant track coach. I saw the women jumping and I said 'I could do that again.' So I gave it a try last year and jumped 5-11. I've really been coming along this year. I lost about 20 pounds and that's been a really big reason for my improvement plus I've got a coach who has been a very big help.

### Lexie Anderson, Pleasant Valley - Winner HS Girls 100-Meter Dash in 12.32- DRAKE RELAYS RECORD

I love the hot weather but today was fine. My fastest this year is 11.99 at the North Scott Invitational. My best part of the race is the start. I've worked on my upper body strength and today it paid off. I'm not completely happy with my time today, just pleased.



DRAKE RELAYS QUOTES

2-2-2-2-2

Glen Cunningham, Nebraska - Second leg on winning 4 x 800-Meter Relay

I have been running all year without really good competition. Finally at this meet I got some good runners to run against. This is a real good meet. I ran a good leg but without my other teammates we could not have done it.

Glen Ogidi, Missouri - Winner of 400-Meter Intermediate Hurdles and Triple Crown Winner

My dream since this semester was to get the triple crown. I told my coach if he let me run at the Texas and Kansas Realy's I would win it. Now my goal is to make it to the NCAA championship and do well.

Devon Morris, Wayland Baptist - Anchor, 4 x 200-Meter Relay, 1:22.42 - DRAKE RELAYS RECORD

I think if we could get some good competition we could run a 1:20. We beat (University Division champs) Baylor at an indoor meet this year. We have a lot of new guys on the squad this year. This team has two sophomores and two freshmen. This morning the handoff wasn't too good but it was better this time.

We all had it in our minds that we wanted to break the record. I know I would have run faster if I had been pushed. The more pressure I get, the faster I run.

I think that little straight area in the corner down there helped me because I'm not a good corner runner.

Danny Harris, Iowa State - Winner Special 400-Meter Hurdles in 48.69-DRAKE RELAYS RECORD

I knew the other guys were going to be some good competition. I didn't want to run their race. I just wanted to run my own race. This was my first time meeting (Reggie) Davis from Florida A&M and I'm glad I could do it now instead of at the NCAA's. This way I could show him what I've got and check him out too.

I thought it was very nice of Bob Ehrhart to give us a special 400 so I could concentrate on that instead of running two races (prelims and finals).


Right now I'm content with just running track and being the best. After '88 then I'll see and maybe I'll go back to football.

I really like running against Henry Amike. He's my favorite foe. I think Henry was probably the reason I was able to get better so much faster.

Moses Kiyai, Iowa State - Winner University-College Long Jump, 25-7

The competition was very good today. I had problems with my runway. I had to shorten it by half a meter today because I didn't feel quite as strong as usual. I've had a bad knee and when I sprint I can't get full speed.

I'll be triple jumping tomorrow but just for training purposes.



---

Specials  
University - College  
and Women

SATURDAY, APRIL 27, 1985

---

*Drake Relays*



## 76th ANNUAL DRAKE RELAYS

FINALS

DRAKE STADIUM, DRAKE UNIVERSITY, DES MOINES, IOWA

SATURDAY, APRIL 27, 1985

SATURDAY MORNINGOFFICIAL RESULTSUNIVERSITY & COLLEGE

WEATHER REPORT: 55° - Cloudy - Humidity 66% - Wind out of the East at 8 mph

NOTE: Results are on accutrack timer unless otherwise noted by an "h"

10,000-METER RUN, Men's Invitational

EVENT 25

1.	Yobes Ondieki	IOWA STATE	28:40.71
2.	Arthurro Barrios	TEXAS A & M	28:42.77
3.	Charlie Gray	Athletic Attic	29:01.51
4.	Keith Morrison	ARIZONA	29:02.06
5.	Steve Lacy	New Balance TC	29:17.98
6.	James Orthmann	MARQUETTE	29:42.43
7.	Phil Coppess	Clinton, Iowa	29:43.45
8.	Ed Wroblewski	MISSISSIPPI	29:43.49
9.	Chris Leonard	NORTHERN IOWA	29:51.4
10.	Dan Jones	EASTERN MICHIGAN	29:51.6
11.	Dan Carlson	Prairie Striders	29:52.8
12.	Brent Friesth	AsicsTigers TC	29:53.4
13.	Chuck Trujillo	COLORADO	29:55.3
14.	Tony Martinez	RICE	29:56.7
15.	Bill Shuey	PURDUE	30:21.8
16.	Huey Treat	TEXAS A & M	30:29.5
17.	Danny Bauer	SIMPSON	30:37.9
18.	Dan Fick	NORTHERN IOWA	30:40.9
19.	Todd Stevens	SOUTH DAKOTA STATE	30:51.0
20.	Tom Hoffman	NEBRASKA	30:53.5
21.	Doug Cronkite	ALABAMA	30:58.7
	Steve Spillar, DRAKE:	Did Not Finish	

SATURDAY AFTERNOONOFFICIAL RESULTSUNIVERSITY & COLLEGE

WEATHER REPORT: 61° - Sunny - Humidity 65% - Wind out of the West at 5 mph

ATTENDANCE: 18,000 - 20th Consecutive Saturday Sellout

5,000-METER RUN, Women's Invitational

EVENT 26

1.	Cathy Branta	WISCONSIN	15:31.18
2.	Katie Ishmael	WISCONSIN	15:38.0
3.	Nan Doak	IOWA	15:45.84
4.	Jacque Struckhoff	KANSAS STATE	15:57.73
5.	Lynn Nelson	ARIZONA STATE	16:20.89
6.	Bonnie Sons	IOWA STATE	16:21.70
7.	Judith Shepherd	CLEMSON	16:22.67
8.	Chris Vanatta	Manhattan, Kansas	16:24.95
9.	Nancy Dietman	NORTH DAKOTA STATE	16:26.8
10.	Julia Kirtland	MACALESTER	16:28.3

5,000-METER RUN, Women's Invitational, Cont'd.

EVENT 26

11.	Patty Murray	WESTERN ILLINOIS	16:45.0
12.	Betsy Silzer	KANSAS STATE	17:03.9
13.	Karlene Erickson	NEBRASKA	17:09.7
14.	Audrey Stavrum	SOUTH DAKOTA STATE	17:10.6
15.	Letha Davis	DRAKE	17:27.6

NEW DRAKE RELAYS RECORD: Cathy Branta, Wisconsin - 15:31.18

OLD RECORD: 15:52.27 - Peg Neppel, Iowa State, 1977

4 X 800-METER RELAY, Women's Invitational

EVENT 27

1.	GRAMBLING STATE	8:43.22	Bernadette John, 2:10.0; Diedra Best, 2:12.3; Doreen Best, 2:09.7; Revah Knight, 2:11.3
2.	ILLINOIS	8:44.44	Ann Henry, 2:15.8; Kelly McNee, 2:06.1; Margaret Vogel, 2:10.4; Cheryl Ward, 2:12.1
3.	WISCONSIN	8:48.65	Lisa Golerb, 2:12.9; Tammy Kaskinen, 2:12.8; Kristi Kropp, 2:10.7; Kathy Lefebvre, 2:12.6
4.	PURDUE	8:52.86	Heidi Hackel, 2:12.3; Sally Smith, 2:13.2; Jill Sias, 2:14.6; Mary-Lynn Tombers, 2:12.8
5.	MOORHEAD STATE	8:54.01	Katie Class, Judy Mogck, Traci Fie, Paula Behrendt
6.	ARKANSAS	8:56.9	Melody Sye, Joan Barker, Michelle Byrne, Siobhan Kavanagh
7.	BAYLOR	9:15.0	Latissia Holliman, Melanie Muller, Jackie Horn, Wende McNew
8.	WISCONSIN-STEVENSON POINT	9:32.7	Cathy Ausloos, Jenny Garske, Kay Wallander, Jane Beilowski

110-METER HIGH HURDLES, University & College

EVENT 29

Wind - 0.58 mps Aiding

1.	Wayne Roby	WISCONSIN	:13.55
2.	Ronnie McCoy	IOWA	:13.74
3.	Alex Washington	WESTERN MICHIGAN	:13.97
4.	Ronnie Thompson	BAYLOR	:14.03
5.	Leander McKinzie	WESTERN MICHIGAN	:14.04
6.	Joe Smith	ALABAMA	:14.15
7.	Kevin McKinley	PRAIRIE VIEW	:14.22
8.	Don Burrell	ILLINOIS STATE	:14.32

NEW DRAKE RELAYS RECORD: Wayne Roby, Wisconsin - :13.55

OLD RECORD: :13.68 - Dan Lavitt, Missouri, 1980

100-METER HURDLES, Women's Invitational

EVENT 30

Wind - 2.75 mps Aiding - Over Allowable

1.	Rhonda Blanford	NEBRASKA	:12.91
2.	Arnita Epps	TEXAS SOUTHERN	:13.04
3.	Marla Usifo	TEXAS SOUTHERN	:13.19
4.	Alicia Bass	PURDUE	:13.64
5.	Faye Barnett	WESTERN ILLINOIS	:13.69
6.	Connie Davenport	LINCOLN	:13.84
7.	Kelley Mathews	IOWA STATE	:13.96
8.	Kathy Romsa	WYOMING	:13.97

Blanford's time not allowed--wind over allowable



100-METER DASH, University & College

EVENT 31

Wind - 0.42 mps Aiding

1. Desmond Ross	OKLAHOMA STATE	:10.36
2. Norm McGee	NORTH DAKOTA	:10.39
3. Anthony Small	NEBRASKA	:10.55
4. Wayne Roby	WISCONSIN	:10.62
5. Victor Edet	MISSOURI	:10.65
6. Claude Magee	EASTERN ILLINOIS	:10.67
7. Darrell Swann	CINCINNATI	:10.78

400-METER DASH, Women's Invitational

EVENT 32

1. Michelle Maxey	KANSAS STATE	:52.39
2. Cynthia Green	GRAMBLING STATE	:52.76
3. Marcia Tate	NEBRASKA	:53.13
4. Leisa Davis	OKLAHOMA STATE	:53.16
5. Gail Emmanuel	GRAMBLING STATE	:53.49
6. Adriane Diamond	INDIANA	:54.58
7. Virgie Bullie	MIDLAND LUTHERAN	:56.7

100-METER DASH, Men's Special Invitational

EVENT 33

Wind - 0.57 mps Aiding

1. Calvin Smith	Bud Light TC	:10.29
2. Chidi Imoh	MISSOURI	:10.30
3. Robert Hackett	WISCONSIN	:10.36
4. Steve Tyson	ILLINOIS	:10.51
5. Emmitt King	New Balance TC	:10.52
6. Dwight Johnson	MIDDLE TENNESSEE	:10.62

1500-METER RUN, Women's Invitational

EVENT 34

1. Cindy Bremser	WISCONSIN	4:10.89
2. Liz Lynch	Tuscaloos, Alabama	4:15.20
3. Jody Eder	MINNESOTA	4:19.21
4. Anne Stadler	KANSAS STATE	4:19.60
5. Penny O'Brien	IOWA	4:21.43
6. Laura Wight	NEBRASKA	4:21.4
7. Tove Lutdal	OKLAHOMA	4:22.6
8. Maggie Keyes	Athletics West	4:23.0
9. Jennie Neilson	ALABAMA	4:26.4
10. Tracy Parks	DRAKE	4:28.0
11. Daw Lentsch	IOWA STATE	4:28.9
12. Julie Seleine	ARIZONA STATE	4:29.0
13. Julie Rose	IOWA STATE	4:29.8
14. Margaret Smith	Tomball, Texas	4:34.5

NEW DRAKE RELAYS RECORD: Cindy Bremser, Wisconsin - 4:10.89  
 OLD RECORD: 4:12.46 - Cindy Bremser, Wisconsin United, 1984

DISTANCE MEDLEY RELAY, College

EVENT 28

1.	SOUTH DAKOTA STATE	9:47.34	Stuart Lund, 3:00.0; Mark McConnell, 49.0; Brent Bargmann, 1:55.4; Rodney DeHaven, 4:03
2.	PITTSBURG STATE	9:49.25	Monte Hays, Todd Harris, Matt Kuestersteffen Willie Walsh
3.	CAL POLY-POMONA	9:50.2	Brad Clary, 3:00.6; Vince Steward, 47.7; Matt Groff, 1:53.9; Jeff Williams, 4:08.2
4.	ST. CLOUD STATE	9:50.8	Mark Young, Tim Peery, John Perleberg, Kurt Threinan
5.	SOUTHEAST MISSOURI STATE	9:51.5	Ken Franklin, 3:01.2; Earl Nichols, 46.5; Shawn Carlie, 1:54.2; Norm Keller, 4:09.6
6.	AUGUSTANA, Ill.	9:52.1	Tony VanDeWalle, Leland Stanford, Doug Sand, Eric Volkert
7.	NEBRASKA WESLEYAN	9:52.17	Ron Moran, Jeff Heng, Denny Danielson, John Ross
8.	WISCONSIN-STEVEN'S POINT	9:52.3	Tom Shannon, Mike Christman, Tom Peterson, Arne Schraeder
9.	ST. THOMAS	9:52.5	Addison Kilibarda, Rich Harkwell, Phil Herbert, Pete Wareham
10.	MOORHEAD STATE	9:53.8	Keith Haverland, Scott Anderson, Mike Thomas, John Alin
11.	LUBBOCK CHRISTIAN	9:54.34	Alex Torrez, Mike Marshall, Kenrick Williams, John Ruiz
12.	SIMPSON	9:58.3	Mike Christiansen, Anders Sjostedt, Kirk Pedersen, Jeff Brooks
13.	CENTRAL STATE	9:58.3	Rodney Buss, Keith Singleton, Charles Jones, Joe Scott
14.	WHEATON	9:59.7	Chris Wilson, Gary Mittelburg, Frank Huggard, Todd Moxley
15.	PARK	10:02.78	Jim Springe, Mark Gregory, Eddie Hicks, Dave More
16.	OKLAHOMA CHRISTIAN	10:03.2	Paul Davies, Don Smith, Brent Fowler, *Joe Alexander
17.	AUGUSTANA, S.D.	10:05.8	Steve Drenkow, Richard Wright, Mike Meyers, Scott Peterson
18.	ST. JOHN'S	10:05.9	Tim Butterfield, Jon Dagen, Paul Cornelison, Charlie Mahler
19.	NORTH DAKOTA STATE	10:06.1	Brian Kraft, Greg Reierson, Mark Anderson, Tom Nelson
20.	NORTHEAST MISSOURI STATE	10:06.8	Royce Herdesty, Chuck Simmons, Brian Martz, Tim Brown
21.	NORTHWESTERN	10:07.0	Jeff Engelhart, Richard Miller, Tony Anderson Jeff VanderBerg
22.	LUTHER	10:08.0	Scott Leith, Eric Campbell, Dave Juhl, Mike Carney
23.	WISCONSIN-PARKSIDE	10:08.6	Dan Stublaski, Fred Knoch, Rich Miller, Tim Renzelmann
24.	WARTBURG	10:09.4	Dave Smith, Erik Buchholz, Chris Creswell, Dan Huston
25.	NORTHWEST MISSOURI STATE	10:09.6	Mark VanSickle, Tom Lester, David Watkins, Brad Ortmeier
26.	SOUTH DAKOTA	10:10.2	Kirk Woltman, Darrin Ennis, Dan Fitzsimmons, Bill Kerkaert
27.	CENTRAL MISSOURI STATE	10:11.2	Mike Fairbanks, Ric Phillips, Kevin Clark, Rob Dudley
28.	WINONA STATE	10:11.6	David Hanson, Christopher Nelson, James Mingus, Scott Bestul



DISTANCE MEDLEY RELAY, College, Cont'd.

EVENT 28

29. LORAS	10:11.8	Chris O'Donnell, Scott Ganshirt, Dan Graham, Rich Tighe
30. ST. OLAF	10:12.1	Tom Wagner, Brad Johnson, Ben Schmidt, Jeff Danish
31. HASTINGS	10:13.7	Frank Guffey, Dave Gardner, Rob Spykstra, Clint Hedges
32. WISCONSIN-EAU CLAIRE	10:15.2	John Elstad, Jeff Kaufman, Bill Morris, Travis Stephens
33. CENTRAL	10:17.1	Mike Main, Paul Langel, Mark Heid, Bruce Merschbrock
34. MIDLAND LUTHERAN	10:17.5	Craig Curran, Bill King, Tim Rolfs, Mike Waschek
35. NEBRASKA-OMAHA	10:19.9	Gerald Harder, Al McLaughlin, Mike Mingo, Byron Murrell
36. HAMLINE	10:21.3	Ron Brishois, Dave Ryan, Todd Wallenfelt, Carl Hoeft
37. CONCORDIA	10:25.4	Paul Beck, Jay Jorgenson, Dave Swanberg, Henrik Pedersen
38. CARLETON	10:26.3	Brendan Jenks, Reed Smoller, John Dichtl, Jim Ketterson
39. MANKATO STATE	10:27.8	Dan Sheehan, John Furness, Jay Webster, Bob Finke
40. ST. AMBROSE	10:33.9	Andy Kneiry, Mike Anton, Lee Pentlinger, Tim Dempsey
41. CORNELL	10:34.7	Mike Proctor, Jim Simmon, Dave Thumm, Rick Harris
42. MACALESTER	10:40.7	Dave Anderson, Sean Heath, Robie Maki, Eric Thomton
43. DUBUQUE	11:24.3	Steve Naatz, Jim Kiwala, Bill Bradshaw, Neil Nichol

DISTANCE MEDLEY RELAY, University

EVENT 35

1. INDIANA	9:32.32	Charles Marsala, 2:55.2; Darren Kern, 46.6; Deon Cameron, 1:51.3; Terry Brahm, 3:59.2
2. ILLINOIS STATE	9:34.72	Pete Palumbo, 2:54.7; Bob Mull, 47.4; Leotis Fields, 1:50.2; Greg Love, 4:02.5
3. MISSISSIPPI	9:36.75	Victor Shine, Melvin Dean, Cornelius Tate, Doug Smith
4. ALABAMA	9:37.48	Tony Davis, Cedric Vaughans, Terry Menefee, Peter McColgan
5. OKLAHOMA STATE	9:42.9	Jim Byser, 3:01.1; Roace Cooper, 48.0; Paul Larkins, 1:48.2; Mike Wood, 4:05.6
6. MARQUETTE	9:44.4	Dave Kaluzny, Kevin Jakopin, Tim Robinson, Keith Hanson
7. ILLINOIS	9:45.6	Greg Hill, Charlton Hamer, Kevin Brooks, Jeff Jacobs
8. ARIZONA	9:45.7	Jeff Cannada, 2:57.7; Michael Davidon, 50.4; Roderick Clarke, 1:52.9; Andre Woods, 4:04.2
9. SOUTHWEST MISSOURI STATE	9:45.84	Matt Wegenka, Mark Haynes, Rod Pixler, Branton White
10. MISSISSIPPI STATE	9:45.9	Kraig Cesar, Steve Whiting, Sherman Arnold, Ken Hicks
11. IOWA STATE	9:45.94	Jon Hoogensen, 2:57.7; David Palmer, 47.1; Lafester Rhodes, 1:52.1; Bob Soule, 4:08.9

DISTANCE MEDLEY RELAY, University

EVENT 35

12.	NORTHWESTERN	9:46.3	Paul Santer, Bob Cull, Mark Keller, Tim Phillips
13.	OKLAHOMA	9:46.3	Tim Renihan, Terry McConico, Kevin Green, Jim Herberg
14.	SOUTHERN ILLINOIS	9:46.99	Mike Elliott, Connor Mason, Bret Garrett, Richard McDonnell
15.	WESTERN MICHIGAN	9:47.9	Tom Broekema, Derrick Simmons, John Winterbottom, Brad Mora
16.	NOTRE DAME	9:48.28	Jeff VanWie, 2:59.2; Van Percy, 46.7; Robert Nobles, 1:49.3; Tim Cannon, 4:13.1
17.	NORTHERN IOWA	9:51.15	Carl Burrell, Grooks Glasnapp, Solomon Anderson, Brian Glassmaker
18.	IOWA	9:54.04	Bill Thiesen, 3:02.4; Ken Williams, 47.7; Andy Wiese, 1:54.5; Dan Waters, 4:09.3
19.	PURDUE	9:54.7	Jim Nagle, Scott Shorney, Dave Pomfret, Doug Peterson
20.	COLORADO	9:55.1	Todd Wienke, Nate Craze, Jeff Nock, Andy Dunn
21.	BAYLOR	10:01.7	Scott Buchanan, Durham Graham, Steve Horton, John Robinson
22.	INDIANA STATE	10:03.8	Eric Rush, Bryan Leturgez, Glenn Richie, Dan Riley
23.	DRAKE	10:10.5	Pat Parris, 2:57.4; Martin Prime, 49.8; Greg Hennessy, 1:54.0; Dan Graf, 4:29.3
24.	DE PAUL	10:20.3	Carl Webb, Kerry Sloan, Jeff Zona, John Krawulski
25.	GRAMBLING STATE	10:16.1	Charles Ross, Tony Hayward, Elton Jones, Bill Terrel
26.	MICHIGAN STATE	10:19.9	Rick Pietras, Dennis Felton, Joe Mihalic, Mark Williamson

4 X 100-METER RELAY, College

EVENT 38

1.	WAYLAND BAPTIST	:40.01	Morris Egon, Alrick Munroe, Dennis Moore, Devon Morris
2.	SOUTHEAST MISSOURI STATE	:40.60	Earl Nichols, Kevin Lyons, Jeff Randle, David Jackson
3.	CAL POLY-POMONA	:41.20	Charles Wilson, Richard Lay, Tony Pelly, Vince Steward
4.	NORTH DAKOTA STATE	:41.23	Nathan Cooper, John Bodine, Steph Weiand, James Molstre
5.	NORTHWOOD	:41.44	Dale Washington, Ivan Lowe, Stacey Cooper, Eric Butler
6.	CONCORDIA	:41.68	James Hill, Patrick Gellens, Peter Rocco, David Palmer
7.	NORTH DAKOTA	:41.71	Mike Labine, Norm McGee, Chuck Torrance, Bryan Greenwood



4 X 100-METER RELAY, University

EVENT 39

1.	RICE	:39.26	Patrick Gordon, Terry Jones, Steven Hall, Courtney Brown
2.	BAYLOR	:39.62	Darnel Chase, Johnny Thomas, Ronnie Thompson John Simpson
3.	TEXAS SOUTHERN	:39.81	Renalda Dawson, Clyde Bishop, Dennis Ketchum Reginald Bright
4.	GEORGIA	:39.88	Manley Waller, Norman Edwards, Neal Jessie, Lester Benjamin
5.	TEXAS A & M	:39.89	Lawrence Mitchell, Tony Grier, Darrell Austin, Tommy Alsbrooks
6.	DRAKE	:40.05	Skeet Spotser, Mike Ockerman, Mike Newby, Darnell Harris
	MICHIGAN STATE:	Disqualified - 1-2 out of zone - ran :41.98	

800-METER MEDLEY RELAY, Women's

EVENT 41

1.	GEORGIA	1:39.24	Sandra Smith, Kala Houston, Gwen Torrence, Stephanie Hines, :53.2
2.	PRAIRIE VIEW	1:40.64	Lovanda Luckett, Deirdre Jackson, Evan Williams, Jocelyn Tatum, 53.9
3.	JACKSON STATE	1:41.19	Lorna Chatman, Shelia Griffin, Marlene Jack, Wanda Carter, 53.8
4.	DRAKE	1:42.32	Crickett Thomas, Julie Kauls, Krystal Griffin, Deb Ross, 54.3
5.	MICHIGAN STATE	1:42.38	Marcelle Kendall, Joanna Childress, Odessa Smalls, Connie Burnett, :55.8
6.	WISCONSIN	1:43.86	Kris Eiring, Sharon Dollins, Dorothea Brown, Susan Mitchell, :57.4
7.	LINCOLN	1:46.0	Cynthia Collier, Vivian Hardy, Vickie Boone, Brenda Carter, :54.5
	KANSAS STATE:	Did Not Finish -- fell	

400-METER DASH, Men's Special

EVENT 42

1.	Danny Harris	IOWA STATE	:45.46
2.	Willie Caldwell	BAYLOR	:45.56
3.	Leroy Dixson	IOWA STATE	:45.96
4.	Kenneth Lowrey	Chicago State TC	:46.21
5.	Perry Cartlidge	MISSISSIPPI	:46.47
6.	Henry Amike	MISSOURI	:46.64
7.	Dan Shannon	NOTRE DAME	:46.9
8.	Aubrey Jones	OKLAHOMA	:47.2

4 X 110-METER SHUTTLE HURDLE RELAY, University & College

EVENT 43

1.	BAYLOR	:57.10	Ronnie Thompson, Charles Powell, David Hodge Byron Clay
2.	EASTERN MICHIGAN	:58.23	Darrin Carpenter, Paul Niemi, Glen Williams, Terrance James
3.	TEXAS A & M	:58.49	Lorenzo Welborn, Todd Howard, Harry Johnson, Rickey Alexander
4.	WEST TEXAS STATE	:59.44	Rod Guillory, Jeff Duffy, Barry Johnson, Keith Honchell

3000-METER STEEPLECHASE, University & College

EVENT 44

1. Mike Rogers	KANSAS STATE	8:41.21
2. Kurt Russell	NEBRASKA	8:43.62
3. Dan Reese	COLORADO	8:44.75
4. Jim Maxwell	ARIZONA	8:49.54
5. Jim Gathje	ST. JOHN'S	8:52.15
6. Mike Patton	ILLINOIS	8:52.6
7. Lionel Scott	MISSISSIPPI	8:52.8
8. Scott Millis	EASTERN MICHIGAN	8:54.1
9. Paul Skei	MISSOURI	9:02.4
10. Mike Photenhauer	CENTRAL MICHIGAN	9:06.8
11. Jon Loviska	WESTERN MICHIGAN	9:08.1
12. Dermot Bradshaw	WYOMING	9:12.5
13. Scott Jones	CINCINNATI	9:13.8
14. Jeff Neal	MICHIGAN STATE	9:16.9
15. Bill Courtney	NOTRE DAME	9:28.7
Phil Foubert - TOLEDO - Did Not Finish		

SPRINT MEDLEY RELAY, College

EVENT 46

1. WAYLAND BAPTIST	3:20.2	Morris Egon, Dennis Moore, Patrick Nwanguzo, 46.1; Franklyn Salkey, 1:51.7
2. DOANE	3:20.6	Jeff Hagemann, Mike Nicholson, Brent Harsin, 47.3; Greg Larson, 1:49.5
3. SOUTH DAKOTA	3:21.9	Kevin Hoefling, Terry Grove, Courtney Clayborne, 47.5; Mike Martin, 1:50.2
4. CENTRAL STATE	3:22.4	Steve Brown, Dallas Tice, Keith Singleton, 45.9; Joe Scott, 1:52.6
5. NORTHWOOD	3:23.0	Dale Washington, Stacey Cooper, Kim McCoy, 46.1; Jamonty Washington, 1:54.8
6. ST. OLAF	3:25.3	Rich Falck, Todd Prieve, Rich Kleber, 47.6; Mark DeFor, 1:53.0
7. SIMPSON	3:29.2	Wade Welton, Rex VanBuskirt, Anders Sjostedt, 49.9; Kirk Pedersen, 1:53.8

SPRINT MEDLEY RELAY, University

EVENT 47

1. EASTERN MICHIGAN	3:13.21	Willie Jenkins, Jeff Smith, Will Hamilton, 46.0; Earl Jones, 1:45.1
2. PRAIRIE VIEW	3:15.82	Terry Graham, Scott Ferguson, Kevin McKinley, 46.1; Ernest Bell, 1:47.5
3. DRAKE	3:13.69	Keet Spotser, Mike Ocerkman, Duan Bryght, 45 Sterling Martin, 1:48.1
4. JACKSON STATE	3:17.97	Ronald Whitsett, Milton Henderson, John Bernard, 45.3; Oslen Barr, 1:50.1
5. ARIZONA	3:20.0	Ray Brown, John Byrne, Michael Davidson, Roderick Clarke
6. OKLAHOMA STATE	3:20.4	David Thodes, Roace Cooper, Desmond Ross, 46 Paul Larkins

RICE: Disqualified--2-3 out of zone - ran 3:13.69

TEXAS A &amp; M: Did Not Finish



800-METER RUN, Men's Special

EVENT 48

1.	Jim Spivey	Athletics West	1:48.72
2.	Jack McIntosh	Bud Light TC	1:48.99
3.	Steve Burgess	GEORGIA	1:49.18
4.	Troy Furnivall	PURDUE	1:49.22
5.	Brian Stratton	TEXAS SOUTHERN	1:49.77
6.	John McNelis	NOTRE DAME	1:50.41
7.	Colin Harris	COLORADO	1:50.6
8.	Victor Shine	MISSISSIPPI	1:50.8
9.	Doug Wiesman	CINCINNATI	1:52.7
10.	Anthony West	Grambling, Louisiana	1:53.0

800-METER RUN, Women's INVITATIONAL

EVENT 49

1.	Evelyn Adiru	ALABAMA	2:04.76
2.	Tina Krebs	CLEMSON	2:04.81
3.	Ann Lundin	MINNESOTA	2:07.71
4.	Metta Berger	ARIZONA STATE	2:07.72
5.	Nicole Ali	NEBRASKA	2:09.28
6.	Lane Suzuz	WESTERN ILLINOIS	2:10.10
7.	Cellie Watson	WESTERN ILLINOIS	2:10.68
8.	Sally Davis	DRAKE	2:11.0
9.	Kelly Greenlee	INDIANA	2:11.2
10.	Siobhan Kavanagh	ARKANSAS	2:11.3
11.	Tammi Wermers Cheever	SOUTH DAKOTA STATE	2:11.7
12.	Susan Glatte	KANSAS	2:12.0

1500-METER RUN, University & College

EVENT 51

1.	Raf Wyns	IOWA STATE	3:46.16
2.	Glenn Klassa	OHIO STATE	3:46.68
3.	Jeff Pigg	MISSOURI	3:46.75
4.	Jean Verster	NEBRASKA	3:47.37
5.	Tim Simpson	MICHIGAN STATE	3:49.22
6.	Gerard O'Callaghan	NEBRASKA	3:49.78
7.	Brian Schmit	MINNESOTA	3:50.6
8.	Eric Teutsch	WESTERN MICHIGAN	3:50.9
9.	P.J. Osika	EASTERN MICHIGAN	3:52.7
10.	Steve Smith	KANSAS STATE	3:52.5
11.	Greg Hill	ILLINOIS	3:55.3
12.	Carl Burrell	NORTHERN IOWA	3:55.6

200-METER DASH, Men's Invitational

EVENT 52

1.	Calvin Smith	Bud Light TC	:20.53
2.	Robert Hackett	WISCONSIN	:20.64
3.	Dwight Johnson	MIDDLE TENNESSEE	:20.65
4.	Lester Washington	ILLINOIS	:21.11
5.	Devlon Dunn	COLORADO	:21.31
6.	Bernie Jackson	ALABAMA	:21.33
7.	Robert Louis	WESTERN MICHIGAN	:21.34
8.	Tim Simon	ILLINOIS	:21.47

4 X 400-METER RELAY, Women's Invitational

EVENT 55

1. TEXAS SOUTHERN	3:32.21	Sadia Sowumni, 53.5; Arnita Epps, 52.0; Airat Bakara, 52.5; Maria Usifo, 52.2
2. GRAMBLING STATE	3:36.00	Diedra Best, 56.1; Cynthia Green, 51.4; Doreen Best, 55.0; Gail Emmanuel, 53.5
3. PRAIRIE VIEW	3:38.08	Lovanda Luckett, 52.7; Norrie McAfee, 54.4; Deirdre Jackson, 54.6; Jocelyn Tatum, 56.4
4. NEBRASKA	3:41.54	Vicky Johnson, 56.5; Marcia Tate, 52.1; Nicole Ali, 57.3; Michelle Milling, 55.6
5. PURDUE	3:42.49	Angela Goodman, 56.4; Toni Midderhoff, 55.4; Heidi Hackel, 55.7; Jill Sias, 54.9
6. GEORGIA	3:44.5	Terri Julian, 55.7; Kara Houston, 53.9; Sandra Smith, 57.4; Stephanie Hines, 57.5
JACKSON STATE: Disqualified--#4 interference		

4 X 400-METER RELAY, Dr. Channing Smith College

EVENT 56

1. WAYLAND BAPTIST	3:03.78	Moses Ugbisie, 46.9; Russell Mitchell, 46.1; Patrick Nwanguzo, 45.5; Devon Morris, 45.3
2. NORTHWOOD	3:11.28	Erick Butler, 48.6; Eric Bolden, 46.8; Troy Eggleston, 48.1; Kim McCoy, 47.8
3. SOUTH DAKOTA STATE	3:14.31	Kevin Hoefling, Todd Poling, Terry Grove, Courtney Clayborne
4. CENTRAL STATE	3:14.81	Steve Brown, 47.9; Danny Raynor, 50.3; Dallas Tice, 49.0; Keith Singleton, 47.8
5. NORTHWEST MISSOURI STATE	3:14.82	Robert Lawrence, 49.4; Bobby Cohens, 49.0; Tom Lester, 48.6; David Watkins, 47.8

NEW DRAKE RELAYS RECORD: 3:03.78 - Wayland Baptist (Ugbisie, Mitchell, Nwanguzo, Morris)  
 OLD RECORD: 3:04.65 - Wayland Baptist 1985 Prelims

4 X 400-METER RELAY, John L. Griffith University

EVENT 57

1. BAYLOR	3:03.52	Darnel Chase, 46.7; Derwin Graham, 46.4; Johnny Thomas, 45.5; Willie Caldwell, 44.9
2. ALABAMA	3:04.63	Tony Davis, 47.6; Terry Menefee, 45.7; Bernie Jackson, 46.5; Cedric Baughans, 44.7
3. RICE	3:05.31	Steven Hall, 46.9; John Bell, 46.2; Patrick Gordon, 46.3; Dourtney Brown, 45.9
4. SOUTHERN ILLINOIS	3:06.98	Steve Breathett, 49.1; Eric Gray, 47.5; Mark Hill, 45.6; Mike Franks, 44.7
5. MIDDLE TENNESSEE	3:09.20	Dale Rhodes, 48.0; Kenny Nesbitt, 46.2; James Duhart, 47.1; Perald Ellis, 47.9
6. GRAMBLING STATE	3:15.4	Mike Johnson, 47.3; Charles Taylor, 50.0; Charles Ross, 49.1; Tony Hayward, 49.8
MISSOURI: Did Not Finish		



UNIVERSITY AND COLLEGE FIELD EVENTS, SATURDAY

PAGE ONE

Women's Invitational Discus

Event # 69

1. Becky Fettig, MINNESOTA	175-8
2. Pinkie Suggs	163-6
3. Cindy Lensmire, XX-Madison, Wisconsin	162-7
4. Kelly Landry, ALABAMA	160-7
5. Donna Hollingsworth, XX, Normal, Illinois	156-9
6. Denise Buchanan, KANSAS	156-7
7. Gail Smith, IOWA	154-3
8. Paula Saunders, GEORGIA	149-6
9. Debbie Radil, PURDUE	144-4
10. Beth Stuart, KEARNEY STATE	143-8
11. Cathy Martin, WESTERN ILLINOIS	143-5
12. Lisa Naumann, INDIANA STATE	141-6
13. Deb Smith, NEBRASKA	141-5
14. Veronika Platzter, GRINNELL	140-7
15. Kari Hagby, XX - Lawrence, Kansas	140-3
16. Karla Brotherton, SOUTH DAKOTA STATE	139-11
17. Connie Hugen, DOANE	139-8
18. Amy Borders, WEST TEXAS STATE	138-1
19. Mickey Schoberg, IOWA	135-5
20. Karen Oerter, NEBRASKA WESLEYAN	130-4
21. Betsy Hill, DRAKE	124-1
22. Lisa Bossch, KANSAS	123-10
23. Marlene Frahm, NORTHEAST MISSOURI	123-2
24. Jean Monter, NEBRASKA	116-8
25. LeeAnn Veeder, MIDLAND LUTHERAN	115-9

University-College Shot Put

Event # 73

1. Ron Backes, MINNESOTA	61-8 $\frac{1}{4}$
2. Andy Gillam, KANSAS STATE	61-7 $\frac{1}{4}$
3. Garry Frank, MISSISSIPPI STATE	60-8 $\frac{1}{4}$
4. Ed Ellis, ALABAMA	60-8 $\frac{1}{4}$
5. Todd Kaufman, ARIZONA	59-11 $\frac{3}{4}$
6. Tom Newberry, WISCONSIN-LACROSSE	58-11
7. Tom Smith, SOUTHERN ILLINOIS	57-11 $\frac{3}{4}$
8. Paul Deniston, COLORADO	57-6 $\frac{3}{4}$
9. Bruce Ewen, ILLINOIS STATE	57-6 $\frac{3}{4}$
10. Gary Kostrubala, IOWA	56-4
11. Mike Judge, GEORGIA	56-1 $\frac{1}{4}$
12. Jeff Lehmann, ILLINOIS	55-10
13. Barry Sierra, OKLAHOMA	55-9
14. Dave Reasons, MIAMI	55-0
15. Jim Lail, EASTERN ILLINOIS	54-9 $\frac{1}{2}$
16. Dave Knezovich, ST. THOMAS	53-5 $\frac{1}{4}$

UNIVERSITY AND COLLEGE FIELD EVENTS, SATURDAY

PAGE TWO

University-College Shot Put (Con't)

Event # 73

17. Pat McGeough, WESTERN MICHIGAN	53-3½
18. Bryan Bennett, ST. THOMAS	52-11 3/4
19. Norm Balke, IOWA	52-7 3/4
20. Marc McFadden, LINCOLN	52-0 3/4
21. Chris Rusher, NORTHWOOD	51-10 3/4
22. Dave Niemuth, WISCONSIN	51-2 3/4
23. Greg Coleman, DRAKE	50-5 3/4
24. C. J. Foster, GUSTAVES-ADOLPHUS	50-5
25. Tim Brandt, PURDUE	ND
Kerry Tarr, CENTRAL MISSOURI	ND

University-College Triple Jump

Event # 70

1. Paul Emordi, TEXAS SOUTHERN	55-3¼ **
2. Edward Williams, PRAIRIE VIEW A & M	51-11¼
3. Francisco Oliveras, TEXAS A & M	51-7
4. Robert Metz, NEBRASKA	50-4½
5. Kip Wright, WISCONSIN	50-3 3/4
6. Pete Woodrich, NORTH DAKOTA STATE	50-1
7. James Patterson, NOTRE DAME	50-0½
8. Vernon Taplin, NORTH DAKOTA STATE	49-11½
9. Patterson Johnson, MURRAY STATE	49-10½
10. Corv Gates, WISCONSIN	49-1¼
11. Earl Whiting, SOUTHEAST MISSOURI	48-10 3/4
12. Keith Presberry, SOUTHEAS MISSOURI	48-10 3/4
13. DuBois McDavis, WESTERN ILLINOIS	48-8 3/4
14. Moses Kiyai, IOWA STATE	48-8½
15. Mike Lacey, IOWA	47-11 3/4
16. Charles Nance, PARK	47-4 3/4
17. Carl Ebeling, ST. OLAF	47-3
18. Doug Bushman, ILLINOIS STATE	47-0½
19. Pat Miller, IOWA	46-10
20. Dennis McWhinney, PRAIRIE VIEW A & M	46-1 3/4
21. Mick Hoben, COLORADO	46-1 3/4
22. Lorin Larsen, DAKOTA STATE	45-11 3/4
23. Bill King, MIDLAND LUTHERAN	45-5 3/4
24. Neal Guggemos, ST. THOMAS	43-0¼
25. Mike Bridges, NEBRASKA-OMAHA	ND

\*\* Drake Relays Record -- 55-3¼; previous record 55-2¼, Charlton Ehizuelen, Illinois, 1



## UNIVERSITY-COLLEGE FIELD EVENTS, SATURDAY

PAGE THREE

University-College Pole Vault

Event # 71

1.	Todd Cooper, BAYLOR	18-1
2.	Baker Vinci, MISSISSIPPI	17-10
3.	Bob Dandino, MISSISSIPPI STATE	17-4
4.	Mike Shafe, BAYLOR	17-4
5.	David Hodge, BAYLOR	17-4
6.	Todd Verbick, WISCONSIN	17-0
7.	Russ Adams, NORTHERN IOWA	16-7
	Chet Clodfelter, PURDUE	16-7
9.	Matt Kolb, MANKATO STATE	16-1
	Todd Wigginton, IOWA	16-1
	Terry Womak, OKLAHOMA STATE	NH
	Lane Lohr, ILLINOIS	NH
	Patrick Gellens, CONCORDIA	NH
	Preston Schmidt, IOWA STATE	NH
	Jim Sullivan, SOUTHERN ILLINOIS	NH
	Chris Matteo, NOTRE DAME	NH
	Mike Meeteer, WISCONSIN-LACROSSE	NH
	Darren Nichols, ILLINOIS STATE	NH
	Tim Mooney, IOWA STATE	NH
	Doug Pennina, IOWA	NH
	Bill Rogers, IOWA STATE	NH
	Mike Walden, WISCONSIN-STEVENSON POINT	NH
	John Place, NORTHERN IOWA	NH

University-College High Jump

Event # 72

1.	Thomas McCants, ALABAMA	7-5 3/4 **
2.	Brian Tietjens, IOWA STATE	7-3 1/2
	Ethan Glass, TEXAS A & M	7-3 1/2
4.	Maurice Crumby, ARIZONA	7-1 1/2
5.	Chris Griffith, MIAMI	7-1 1/2
6.	Dave Glassburn, MANCHESTER	7-1 1/2
	Anthony Abbott, EASTERN MICHIGAN	7-1 1/2
8.	Gary Duncan, GEORGIA	6-11 1/2
	Troy Glasgow, GEORGIA	6-11 1/2
	Joel Hylland, ST . CLOUD STATE	6-11 1/2
	Jim Lohr, SOUTHEAST MISSOURI	6-11 1/2
	Rodney Johnson, CINCINNATI	NH
	Jon Baer, WISCONSIN	NH
	Erney Mendez, TEXAS A & M	NH
	Skipper Willbanks, MIDDLE TENNESSEE	NH
	Roger Brown, INDIANA	NH
	Steve Deer, DOANE	NH
	Larry Mohr, MINNESOTA	NH
	Troy McKoy, MISSISSIPPI	NH
	Tom Hughes, EASTERN MICHIGAN	NH
	Dale Acton, IOWA STATE	NH

University-College High Jump (Con't)

Event # 72

Keith Ganson, WESTERN ILLINOIS	NH
Carl Garcia, PRAIRIE VIEW A & M	NH
Sean Smith, MIDDLE TENNESSEE	NH
Tim Benka, ILLINOIS STATE	NH
Steve Weaver, NORTHERN IOWA	NH
Bryan Leturgez, INDIANA STATE	NH
Jeff Nystuen, MANKATO STATE	NH
Todd Jorgenson, ST. OLAF	NH
Pat Meade, IOWA	NH
Scott Van Senus, PURDUE	NH

\*\* Drake Relays Record - 7-5 3/4; Previous record 7-5 1/2, James Lott, Texas 1984.

Women's Invitational Long Jump

Event # 75

1. Yvonne Netterville, PURDUE	20-1 3/4
2. Deidre Jackson, PRAIRIE VIEW A & M	19-10 3/4
3. Kim Jones, KANSAS	19-9 1/2
4. Kathrene Wallace, TEXAS SOUTHERN	19-8 1/2
5. Michelle Neal, PRAIRIE VIEW A & M	18-8 1/2
6. Dorothea Brown, WISCONSIN	19-4
7. Sharon Dollins, WISCONSIN	18-6 1/2
8. Fave Barrett, WESTERN ILLINOIS	18-1 3/4
9. Vickie Boone, LINCOLN	18-1 1/4
10. Lisa Moats, UNATTACHED	18-1 1/4

Women's Invitational Shot Put

Event # 74

1. Stine Lerdahl, KANSAS	51-0 1/4
2. Karen Nitsch, WISCONSIN	49-11 1/4
3. Pinkie Suggs, KANSAS STATE	48-7
4. Becky Fettig, MINNESOTA	48-5 1/2
5. Marlene Frahm, NORTHEAST MISSOURI	47-5 3/4
6. Gail Smith, IOWA	46-11 1/2
7. Vivian Fisher, TEXAS SOUTHERN	46-11 1/4
8. Stacy Hartman, PURDUE	46-4
9. Shelley Redies, IOWA	45-7 3/4
10. Deb Smith, NEBRASKA	45-6 1/4
11. Nancy Hoch, WISCONSIN	44-6 1/2
12. Donna Oedsma, WISCONSIN-LACROSSE	44-4
13. Karla Brotherton, SOUTH DAKOTA STATE	44-3 1/4
14. Susie Tindle, WESTERN ILLINOIS	43-5 1/4
15. Monica Miller, IOWA STATE	43-3 1/4
16. Donna Hollingsworth, XX-Normal, Illinois	42-3 1/2
17. Mary Jo Naberhaus, SOUTH DAKOTA	42-2 3/4
18. Dorothy Copper, NORTHEAST MISSOURI	42-0 1/4
19. Denise Buchanan, KANSAS	41-11 3/4
20. Connie Hugen, DOANE	41-7 3/4
21. Leslie Smith, MINNESOTA	41-5 1/4
22. Beth Stuart, KEARNEY STATE	41-4 1/4
23. Veronika Platzner, GRINNELL	40-10 1/4



## 76th ANNUAL DRAKE RELAYS

PRELIMS

DRAKE STADIUM, DRAKE UNIVERSITY, DES MOINES, IOWA

SATURDAY, APRIL 27, 1985

SATURDAY MORNINGOFFICIAL RESULTSUNIVERSITY & COLLEGE

WEATHER REPORT: 55° - Cloudy - Humidity 66% - Wind out of the East at 8 mph

NOTE: Results are on accutrack timer unless otherwise noted by an "h"

4 X 110-METER SHUTTLE HURDLE RELAY, University & College Prelim

EVENT 43

HEAT 1

- |   |         |   |
|---|---------|---|
| 1. BAYLOR   | :58.65  | Ronnie Thompson, Charles Powell, David Hodge,<br>Bryon Clay   |
| 2. WISCONSIN-STEVENS POINT                                  | 1:04.30 | Al Hilgendorf, Blaine Mastalir, Mike Walden,<br>Mike Voehning |
| WISCONSIN-PLATTEVILLE: Disqualified--#1 didn't clear hurdle |         |   |

HEAT 2

- |  |         |   |
|--|---------|---|
| 1. MIDDLE TENNESSEE  | :59.84  | Sean Smith, Scotty Harris, Deric Havens,<br>Kenny Nesbitt |
| 2. CONCORDIA   | 1:04.39 | Dan Hauer, Jay Jorgenson, Jeff Grasto,<br>Clay Wiffen     |
| INDIANA STATE: Disqualified--#4 left too soon--ran 1:02.95 |         |   |

HEAT 3

- |                     |         |   |
|---------------------|---------|---|
| 1. TEXAS A & M      | :58.86  | Lorenzo Welborn, Todd Howard, Harry Johnson,<br>Ricky Alexander |
| 2. EASTERN MICHIGAN | :58.93  | Darrin Carpenter, Paul Niemi, Glen Williams,<br>Terrance James  |
| 3. MANKATO STATE    | 1:01.11 | Rick Schroeder, George Sanders, Bruce Bushard<br>Jeff Nystuen   |
| 4. TOLEDO           | 1:02.79 | Derrick Shepherd, David Hodge, Solomon<br>Branch, Mark Musgrave |

HEAT 4

- |  |         |  |
|--|---------|--|
| 1. WEST TEXAS STATE                                    | :59.02  | Rod Guillory, Jeff Duffy, Barry Johnson,<br>Keith Honchell |
| 2. WISCONSIN   | :59.48  | Jack Smithback, Harlin Canaan, Kip Wright,<br>Wayne Roby   |
| 3. WISCONSIN-EAU CLAIRE                                | 1:04.53 | Tom Lila, Dan Doucette, Paul Smits,<br>Jeff Kaufman        |
| RICE: Disqualified--#2 passed hurdle over--ran 1:01.66 |         |  |

HEAT 5

- |                                    |         |   |
|------------------------------------|---------|---|
| 1. GRAMBLING STATE                 | :59.43  | Carlos Benton, Don Allen, Latrell Newsome,<br>Anthony Settle  |
| 2. MISSOURI                        | :59.44  | Fred Richardson, Victor Moore, Joe Gresham,<br>Clifford Mundy |
| 3. MICHIGAN STATE                  | 1:03.65 | Marvin Parnell, Mike Beham, Mike Christiansen<br>Tony Norris  |
| NORTH DAKOTA STATE: Did Not Finish |         |   |

4 X 110-METER SHUTTLE HURDLE RELAY, University & College Prelim, Cont'd.

EVENT 43

HEAT 6

1. DOANE	1:00.19	Doug Barket, Bill Clements, Mike Auman, Steve Derr
2. WESTERN ILLINOIS	1:01.51	Carlvin Horton, Fred Little, Ronnell Smith, Derrick Golden
3. CINCINNATI	1:02.12	Robert Pittman, Lamont Tubbs, Chris Bean, Byron Hill
IOWA: Did Not Finish		

QUALIFIERS: BAYLOR, TEXAS A &amp; M, EASTERN MICHIGAN, WEST TEXAS STATE

800-METER MEDLEY RELAY, Women's Prelim

EVENT 41

HEAT 1

1. JACKSON STATE	1:42.88	Lorna Chatman, Shelia Griffin, Marlene Jack, Wanda Carter
2. WISCONSIN	1:44.38	Kris Eiring, Sharon Dollins, Dorothea Brown, Susan Mitchell
3. GRAMBLING STATE	1:45.74	Doreen Best, Gail Emmanuel, Cynthia Green, Bernadette O'Connor
4. MIDLAND LUTHERAN	1:45.76	Debra Davis, Sandy Andrews, Melody Robinson, Virgie Bullie
5. WAYLAND BAPTIST	1:47.29	Denise Williams, Comfort Igeh, Donita Perry, Florence Ushieagu
6. WISCONSIN-STEVENSON POINT	1:50.66	Carlene Willkon, Michelle Ried, Jane Brilowski, Cathy Ausloos
7. KEARNEY STATE	1:50.72	Kristie Eitzmann, Kristie Ryland, Laura Bolt, Sarah Reed

HEAT 2

1. GEORGIA	1:40.18	Sandra Smith, Kala Houston, Gwen Tollence, Stephanie Hines
2. PRAIRIE VIEW	1:41.90	Lovanda Lockett, Dirdre Jackson, Evan William Jocelyn Tatum
3. MICHIGAN STATE	1:43.34	Marcelle Kendall, Joanna Childress, Odessa Smalls, Connie Burnett
4. LINCOLN	1:43.49	Connie Davenport, Cynthia Collier, Vickie Boe Brenda Carter
5. PURDUE	1:43.67	Dawn Benedict, Angela Gooman, Alicia Bass, Toni Midderhoff
6. NEBRASKA-OMAHA	1:48.47	Janice Moreau, Gina Jochim, Becky Kapperman, Sheila Brown

HEAT 3

1. DRAKE	1:43.43	Crickett Thomas, Julie Kauls, Krystal Griffin Deb Ross
2. KANSAS STATE	1:43.89	Melody McNeely, Dana Brown, Donna King, Felecia Carpenter
3. WESTERN ILLINOIS	1:44.29	Faye Barrett, Charlene Tyus, Roshawn Brooks Kathy Turley



4 X 110-METER SHUTTLE HURDLE RELAY, University & College Prelim, Cont'd.

EVENT 43

HEAT 6

1. DOANE	1:00.19	Doug Barket, Bill Clements, Mike Auman, Steve Derr
2. WESTERN ILLINOIS	1:01.51	Carlvin Horton, Fred Little, Ronnell Smith, Derrick Golden
3. CINCINNATI	1:02.12	Robert Pittman, Lamont Tubbs, Chris Bean, Byron Hill
IOWA: Did Not Finish		

QUALIFIERS: BAYLOR, TEXAS A &amp; M, EASTERN MICHIGAN, WEST TEXAS STATE

800-METER MEDLEY RELAY, Women's Prelim

EVENT 41

HEAT 1

1. JACKSON STATE	1:42.88	Lorna Chatman, Shelia Griffin, Marlene Jack, Wanda Carter
2. WISCONSIN	1:44.38	Kris Eiring, Sharon Dollins, Dorothea Brown, Susan Mitchell
3. GRAMBLING STATE	1:45.74	Doreen Best, Gail Emmanuel, Cynthia Green, Bernadette O'Connor
4. MIDLAND LUTHERAN	1:45.76	Debra Davis, Sandy Andrews, Melody Robinson, Virgie Bullie
5. WAYLAND BAPTIST	1:47.29	Denise Williams, Comfort Igeh, Donita Perry, Florence Ushieagu
6. WISCONSIN-STEVENS POINT	1:50.66	Carlene Willkon, Michelle Ried, Jane Brilowski, Cathy Ausloos
7. KEARNEY STATE	1:50.72	Kristie Eitzmann, Kristie Ryland, Laura Bolte, Sarah Reed

HEAT 2

1. GEORGIA	1:40.18	Sandra Smith, Kala Houston, Gwen Tollence, Stephanie Hines
2. PRAIRIE VIEW	1:41.90	Lovanda Luckett, Dirdre Jackson, Evan William, Jocelyn Tatum
3. MICHIGAN STATE	1:43.34	Marcelle Kendall, Joanna Childress, Odessa Smalls, Connie Burnett
4. LINCOLN	1:43.49	Connie Davenport, Cynthia Collier, Vickie Boe, Brenda Carter
5. PURDUE	1:43.67	Dawn Benedict, Angela Gooman, Alicia Bass, Toni Midderhoff
6. NEBRASKA-OMAHA	1:48.47	Janice Moreau, Gina Jochim, Becky Kapperman, Sheila Brown

HEAT 3

1. DRAKE	1:43.43	Crickett Thomas, Julie Kauls, Krystal Griffin, Deb Ross
2. KANSAS STATE	1:43.89	Melody McNeely, Dana Brown, Donna King, Felecia Carpenter
3. WESTERN ILLINOIS	1:44.29	Faye Barrett, Charlene Tyus, Roshawn Brooks, Kathy Turley

800-METER MEDLEY RELAY, Women's Prelim, Cont'd.

EVENT 41

4.	MANKATO STATE	1:45.5	Tremmie Thompson, Rachel Averbeck, Sue Harman, Michelle Olson
5.	DOANE	1:49.16	Charlene Albrecht, Amber Billings, Tony Wolfe, Val Brown
6.	NORTHWEST MISSOURI STATE	1:51.9	Larisa Washington, Lisa Thompson, Cindy Margis, Larisa Washington
7.	GRINNELL	1:56.6	Kim Kuncle, Chris Lawson, Lisa Meeden, Danielle Walker

ARIZONA STATE: Disqualified--#3 out of lane

QUALIFIERS: JACKSON STATE, WISCONSIN, GEORGIA, PRAIRIE VIEW, DRAKE, KANSAS STATE, MICHIGAN STATE, LINCOLN



## FAKE RELAYS QUOTES - SATURDAY

### Cathy Branta, Wisconsin, winner Women's 5,000-Meter Run in 15:31.18 DRAKE RELAYS RECORD

When I came off the last turn I just wanted to push it as hard as I could. I wasn't thinking about the college record. I did set out to break the Drake Relays record. I'm glad it turned out like it did.

I liked having the event in the afternoon. The conditions were perfect.

### Revah Knight, Grambling State, anchor on winning Women's 4 x 800-Meter Relay 8:45.22

When I was on the backstretch I was feeling kind of weak but when I got to the curve I just decided to give it all I had. I've had some trouble with my leg and I was going to run the mile relay but my coach let me just concentrate on this race. It was only my third since March 9. Our team is hard working and we always go out to win.

Rod Dehaven, South Dakota State, anchor for winning Distance Medley with 4:03 split, 55 last 400 meters, 9:47.34

This is great. It's incredible really! I'm from South Dakota and I've never experienced anything like this. I don't think any of the guys have.

Once I got around the Cal-Poly guy, I was pretty sure I had it. I tired a little in the stretch though.

### Desmond Ross, Oklahoma State, winner 100-Meter Dash in 10.36

About 40 yards from the finish, I felt pretty good and started pumping my arms and knees. I got a good start and that's really the key to my whole race.

### Michelle Maxey, Kansas State, winner Women's 400 in 52.39

It feels really good, I didn't expect this at all. I just wanted to get out and run my best. I never really felt like I had the race totally in control. It's never over until you pass that finish line.

### Ron Backes, Minnesota, winner University-College Shot Put 61-8 1/4

I've been having some trouble in the middle of the season with my technique. I feel I've been competing well in meets though. I've been working constantly on weights and not really trying to peak for any meets. I've been pretty consistent in distance but I'm trying to work it back up to the mid 60s for NCAAs.

### Paul Emordi, Texas Southern, winner University-College Triple Jump in DRAKE RELAYS RECORD

I had a good series today. It's a pleasure to break the record set by Charlton Ehizueler. We're from the same state in Nigeria. We went to the Penn Relays last year but we're trying to go to different meets this year so I can compete against all the top jumpers. I want to be the best in the world.

I had to slow down by first six steps because the runway is a little shorter than I'm used to. When I came out this morning it was rather cool and I was a little scared. I'm used to the warm weather in Texas. But the sun came out at 1:00 when we started jumping. I'm very happy with this win even though it's off my PR of 56-3 3/4.

### Willie Caldwell, Baylor, second-place Men's Special 400 in 45.56

It was my first time running against Harris. I never had anyone that close to me this year and I got scared so I tied up a little bit and that cost me the race. I got out a little quick. I made up the stagger before I got out of the corner so I should have slowed down a little.

I relaxed a little bit at the head of the stretch and then I found myself in a rut when Harris pulled up beside me. I think I could have outkicked him. I've been running a lot of quarters. 45.56 is an average race for me. I'm going to take a week or two off.

Natasha Kaiser, Roosevelt Des Moines, anchor on HS Girls Sprint Medley Relay.  
winner in DRAKE RELAYS RECORD 1:44.98

I usually come from behind so it was kind of strange to get the baton first. I'm used to passing people. I knew the field was going to be good and I knew Lexie Anderson (of Pleasant Valley) was fast. I was waiting for footsteps.

Terry Brahm, Indiana, anchor of winning dist. med. team 3:59.2 split, 9:32.32

This is the third year I've been here and we've never won one, so it was really special to get one in front of this great crowd.

I was aware of him (Love-Illinois State) and I remembered last year trying to chase him down. I ran pretty conservatively waiting for that last 400. I felt him though. I knew he was there all the time.

Morris Egon, Wayland Baptist, lead-off of winning 4 x 100 relay, 40.01

It is a great atmosphere up here. The crowd is a big help. This is my first time here.

The crowd here reminds me of the Olympics. They really have the Olympic fever, believe me.

Todd Cooper, Baylor, winner pole vault at 18-1

It feels great. Everybody agrees that this is the most prestigious meet in the country. It's an honor to win, it really is. They know how to treat you here and it's just a first-class meet.

I have the second best jump collegiately (18-2) right now. I feel like I'm on schedule right now for nationals.

Byron Clay, Baylor, anchor leg on winning 4 x 100 shuttle relay, 57.10

It was our first time running the shuttle relay this year so we were kind of surprised ourselves. We had two juniors, a sophomore and I'm a freshman on the relay today, so we'd like to come back next year and take it again.

Earl Jones, Eastern Michigan, anchor on winning Univ. Sprint Medley in 3:13.21

I knew Guy would be up front. I said if I was behind I would want to make my move on the backstretch. I think I had a little more strength at the end. We were favored to win but I knew it would be a good race.

I like to run relays better because I don't like having all the glory. I like to share the spotlight with the team.

Raf Wyns, Iowa State, winner University-College 1,500-Meter Run in 3:46.16

I've been training for mostly 5 and 10K races so it was a big surprise I didn't do well yesterday and did so well today. I felt relaxed the whole way but I haven't done any speed work. I was kind of expecting some of the regular 1,500 runners to still be fresh and kick very hard.

Iowa State has won this race three years in a row (Verbeeck '82 and '83, Black '84) so I guess I had to uphold the tradition.

Devon Morris, Wayland Baptist, anchor on winning College 4 x 400-Meter Relay  
DRAKE RELAYS RECORD 3:03.78

Since we set this record in the heats we knew we could beat it in the final. This crowd reminded me of the crowd at the Olympics. It helps me get inspired and makes me run with more determination.

I was cramped at the end of the backstretch and I had to run with it. I wanted to run a :44. This year we're looking to run a 2.59. I'm predicting that the next time we run we can do a 3-flat. I ran four races yesterday and two today all at speed. I'm tired. We are really looking forward to coming back next year.



1985 DRAKE RECORDSHIGH SCHOOL

Girls: Ninth Grade Girls 4 x 100-Meter Relay - Valley of West Des Moines (Julie Snook, Paula Rickert, Sarah Carney, Heidi Zembles) :51.89 Old Mark :52.16 Des Moines Roosevelt, 19

Girls: 100-Meter Dash - Pleasant Valley, Lexie Anderson, :12.32, Old Mark :12.33  
Patty Healey, Dubuque Wahlert.

Girls: Sprint Medley Relay - Des Moines Roosevelt (Zella James, Ricki Edwards, Angela Foster, Natasha Kaiser) 1:44.98, Old Mark 1:47.08 Des Moines Roosevelt in 1984.

Boys: 4 x 800-Meter Relay - Marshalltown (Paul Atha, Charles Grim, Jim Palmer, Kent Terrillion) 7:45.63, Old Mark 7:47.7y Clinton 1980.

Boys: 400-Meter Low Hurdles - Joel Hartman, Cedar Rapids Kennedy :53.1, Old Mark :53.59  
Randy Moore, Cedar Rapids Kennedy 1981.

UNIVERSITY-COLLEGE

4 x 800-Meter Relay - Nebraska (Gerard O'Callaghan, Glenn Cunningham, Regis Humphrey, Jean Verster) 7:14.89, Old Mark 7:16.37, Kansas State 1970.

4 x 200-Meter Relay - Wayland Baptist (Moses Ugbisie, Alrick Munroe, Dennis Moore, Devon Morris) 1:22.42, Old Mark 1:22.7y Southern 1966.

College 4 x 400-Meter Relay - Wayland Baptist (Moses Ugbisie, Russell Mitchell, Patrick Nwanguzo, Devor Morris) 3:03.78 Old Mark 3:04.65, Wayland Baptist 1985.

Men's Triple Jump - Paul Emordi, Texas Southern, 55-3 1/4, Old Mark 55-2 1/4, Charlton Ehizuelen, Illinois 1974.

Men's High Jump - Thomas McCants, Alabama 7-5 3/4, Old Mark 7-5 1/2, Thomas Lott, Texas 1984

110-Meter High Hurdles - Wayne Roby, Wisconsin 13:55, Old Mark 13:68 Dan Lavitt, Missouri 1980, Tony Dees, Mississippi 1983.

INVITATIONAL

Women's Heptathlon - Jill Lancaster 5,393 points, Oklahoma TC, Old Mark 5,216 Jill Lancaster Oklahoma TC 1984.

Women's Invitational Triple Jump - Yvonne Netterville, Purdue 40-4 1/2 New Event

Men's Special 400-Meter Hurdles - Danny Harris, Iowa State :48.69, Old Mark :49.91  
Jim Bolding, Pacific Cost TC 1975.

Women's Invitational High Jump - Jan Chesbro, Converse West 6-3, Old Mark 6-1 Julie White, Ontario, Canada 1976.

1985 DRAKE RECORDS


Page Two

• Women's 1,500-Meter Run - Cindy Bremser, Wisconsin 4:10.89, Old Mark 4:12.46,  
Cindy Bremser, Wisconsin 1984.

Women's 5,000-Meter Run - Cathy Branta, Wisconsin 15:31.18, Old Mark 15:52.27  
Peg Neppel, Iowa State 1977

Women's 4 x 400-Meter Relay - Texas Southern (Sadia Sowumni, Arnita Epps, Airat Bakara,  
Mario Usifo) 3:32.21, Old Mark 3:33.74 Grambling State 1984.





---

High School  
Friday - Saturday  
APRIL 26-27, 1985

---

*Drake Relays*



110-METER HIGH HURDLES, High School Boys Invitational, Final - Event 4

1. Matt Zuber	IOWA VALLEY of MARENGO	14.70
2. Steve Williams	DAVENPORT, Central	15.49
3. Jerry Hill	AMES	15.60
4. Sean Graves	DAVENPORT, Central	15.62
5. Erik Haack	LEWIS CENTRAL of COUNCIL BLUFFS	15.64
6. Dan Hinz	CEDAR FALLS	15.77
7. Chris Smith	DES MOINES, Hoover	15.87
8. Joel Van Roekel	OTTUMWA	15.96

100-METER DASH, High School Girls Invitational, Final - Event 6

DRAKE RELAYS RECORD - 12:32 - Lexie Anderson, Pleasant Valley

1. Lexie Anderson	PLEASANT VALLEY	12:32
2. Deb Winchip	MOUNT VERNON	12.62
3. Stacy Cole	WATERLOO, East	12:83
4. Karen Daugherty	KEOKUK	12:85
5. Jill Freed	SANBORN	13:00
6. Katy Conner	STANTON	13:07
7. Saralyn Semrad	VALLEY of WEST DES MOINES	13:12
8. Paula Truesdell	CLEAR LAKE	13:17

100-METER DASH, High School Boys Invitational - Final - Event 7

1. Perry Wright	WATERLOO, West	10:92
2. Rod Edward	DES MOINES, Roosevelt	10.93
3. Rodney Taylor	DAVENPORT, Central	11:10
4. Karlos Kirby	VALLEY of WEST DES MOINES	11:13
5. Scott Dunlap	MARSHALLTOWN	11:23
6. Todd Cleverley	JEFFERSON	11.24
7. Kevin Little	ANKNEY	11:25
8. Carl Jenkins	CEDAR RAPIDS, Washington	11:26

4 x 100-METER RELAY, Ninth Grade Boys, Final - Event 9

1. VALLEY of WEST DES MOINES	46.16	Hal Lundsford, Morgan Wheat, Rob Lobel, Brook Peterson
2. DES MOINES, Hoover	46.87	Pat Reilly, Gigi Christopher, Brian Mathis, Chris Wildblood
3. DES MOINES, Roosevelt	46.98	Willie Carr, Roger Parkey, Steve Carson, Kataria Patton
4. AMES	47.24	Brad Atchison, Eric Charter, Scott Clatt, Kurt Friedrich
5. DES MOINES, Lincoln	47.56	Greg Ickowitz, Joel VanderWerff, Allen Hansen, George Ashman
6. DES MOINES, East	48.4	Jeff Stickel, Mike Green, Richard Slifka, Troy Tyler
7. DES MOINES, North-Tech	50.3	Derrick Wyse, Troy Krueger, Paul Hayes, James Frost
DOWLING of WEST DES MOINES		Disqualified 1-2 out of zone



4 x 100-METER RELAY, Ninth Grade Girls, Final - Event 10

DRAKE RELAYS RECORD - 51.89 - Valley of West Des Moines

1. VALLEY of WEST DES MOINES	51.89	Julie Snook, Paula Rickert, Sarah Carney, Heidi Zembles
2. DES MOINES, East	53.36	Stephanie Kerns, Johnelle Edmonds, Alycia Davis, Jenny Carroll
3. AMES	53.90	Amy Holm, Kate Peterson, Jenny Burris, Heather Christenson
4. DES MOINES, Hoover	53.74	Anna Cason, Shantell Richardson, Roland Jones, Jody Cornelius
5. DOWLING of WEST DES MOINES	54.25	Jean Harmeyer, Lynne Hoch, Theresa Agey, Donna Spooner
6. DES MOINES, Lincoln	55.71	LaSundria Germany, Rae Lynn Park, Mary McCall, Leann Gensch
7. DES MOINES, North-Tech	56.0	Suprena Bolden, Kathey Lattimer, Julie Kaster, Lisa Tavarez
8. DES MOINES, Roosevelt	58.4	Tab Jewett, Wendy Flapan, Laura Nett, Melissa Bray

4 x 800-METER RELAY, High School Boys Invitational, Final - Event 12

DRAKE RELAYS RECORD - 7:45.63 - Marshalltown

1. MARSHALLTOWN	7:45.63	Paul Atha 1:57.1, Charles Grim 1:57.0, Jim Palmer 1:57.6, Kent Terrillion 1:54.0
2. AMES	7:50.66	Brett Carney 1:57.7, Scott Whigham, 1:57.3, John Burris 1:59.8, Jeff Burris, 1:55.8
3. FORT MADISON	7:56.18	Tom Wright, Steve Haggard, Mike Clelland, Tony Watkins
4. DOWLING of WEST DES MOINES	7:56.31	John Schuster, Jay Marshall, Phil Thomas, Mike Schweizer
5. CLINTON	8:03.98	Jim Jungjohann, Marty Dean, Brad Wall, Mike Walker
6. DUBUQUE, Wahlert	8:05.46	Dan Simon 1:58.0, Eric Rapoport 2:02.1, Steve Schutle 2:02.0, Dean Curtiss 2:03.3
7. IOWA CITY	8:06.45	John Ruth 1:57.7, Mark Hansen 2:00.2, Joe Ruth 2:01.4, Mark Dawson 1:56.8
8. TIPTON	8:08.02	Tom Penningroth, Jeff Murphy, Matt Wehde, Steve Emrich
9. PLEASANT VALLEY	8:08.5	Tom Miller, Pat Rockey, Tim Miller, Todd Curtis
10. DAVENPORT, Central	8:11.9	Matt Wilber 2:02.4, Aaron Johnson 2:04.5, Mike Durr 2:02.0, Rob Ankum 2:03.0
11. NEWTON	8:14.2	Jeff Osborn, Steve Palmer, Troy Church, Dennis Vos
12. CEDAR RAPIDS, Kennedy	8:16.1	Chris Wolfe, John O'Leary, Doug Royer, Dave Stauffer
13. DAVIS COUNTY of BLOOMFIELD	8:35.5	Jeff Hopkins, Shannon Rooney, Hector Saldivar, Doug Davis
14. CEDAR FALLS	8:36.9	Tony Curtis, Al Corwin, Lon Rathmell, John Gogola

400-METER LOW HURDLES, High School Boys Invitational, Final - Event 15

DRAKE RELAYS RECORD - 53.1 - Joel Hartman, Cedar Rapids, Kennedy

1.	Joel Hartman	CEDAR RAPIDS, Kennedy	53.1
2.	Roy Moorman	CENTERVILLE	54.3
3.	Bill Bankus	VALLEY of WEST DES MOINES	54.5
4.	Blake Wilkinson	CEDAR RAPIDS, Jefferson	54.7
5.	Dave Hinz	CEDAR FALLS	55.9
6.	Sean Graves	DAVENPORT, Central	56.0
7.	Mike Triplett	BETTENDORF	56.0
8.	Todd Sanford	ANAMOSA	56.3

SPRINT MEDLEY RELAY , High School Boys, Final - Event 19

1.	AMES	3:30.67	Matt Jones, Darren Milliken Chad Greimann 51.4, Jeff Burris 1:53.0
2.	MARSHALLTOWN	3:32.99	John Barten, Jeff Arment, Jim Turner 50.2, Steve Jay 1:56.2
3.	DES MOINES, Hoover	3:33.80	Ray Drake, Scott Johnson, Marcus Bailey, David Nash
4.	MUSCATINE	3:35.01	Kevin Monroe, Steve Hughes, Jay Luedtke, Tim Thacker
5.	CEDAR FALLS	3:35.10	Mike Trebon, Todd Eastman, Joel Snell 49.3, John Gogola 1:59.2
6.	OTTUMWA	3:35.6	Gary Shaver, Eric Larsen, Chuck Winston 50.4, Mike Parker 1:59.6
7.	DAVENPORT, Central	3:35.9	Gerald Connor, Lee Blevins, Paul Sierra 50.1, Steve Williams 1:59.9
8.	BETTENDORF	3:36.6	Steve Fors, Darrin Sinnard, Mike Triplet, Mike Parker

800-METER RUN, High School Girls, Final - Event 23

1.	Karen Koellner	AMES	2:15.12
2.	Kim Schneckloth	NORTH SCOTT of ELDRIDGE	2:16.02
3.	Lynn Shull	INDIANOLA	2:17.18
4.	Charlene Letering	NORTHEAST of GOOSE LAKE	2:17.30
5.	Susan Benz	CENTERVILLE	2:17.37
6.	Katie VanFosson	DECORAH	2:18.62
7.	Renee Doyle	SIOUX CITY EAST	2:19.9
8.	Tami Hoffman	CEDAR RAPIDS KENNEDY	2:20.1
9.	Dian Peaslee	FAIRFIELD	2:20.4
10.	Juleen Langstraat	INDIANOLA	2:29.9
11.	Sara Roberson	BETTENDORF	2:22.5
12.	Lisa Greiner	CARDINAL of ELDON	2:23.9
13.	Rae Kirchhoff	NEWTON	2:24.6
14.	Leslie Ocel	DES MOINES HOOVER	2:26.5
15.	Stacey Schroeder	PLEASANT VALLEY	2:27.7
16.	Shawna Nelson	CLEAR LAKE	2:29.7



3,200-METER RUN, High School Boys Invitational, Final - Event 24

1.	Jeff Hammans	IOWA VALLEY of MARENGO	9:10.95
2.	Mike Holms	VALLEY of WEST DES MOINES	9:12.60
3.	Tom Penningroth	TIPTON	9:18.46
4.	Dan Hostager	AUDUBON	9:21.86
5.	Paul Bunnell	CENTRAL LEE of ARGYLE	9:23.35
6.	Jeff Koos	BETTENDORF	9:23.5
7.	John Schuster	DOWLING of WEST DES MOINES	9:25.8
8.	Paul Barnhart	LeMARS-HEALEN	9:26.3
9.	Mike Schweizer	DOWLING of WEST DES MOINES	9:27.3
10.	Greg Worley	AMES	9:28.0
11.	John Mohr	DAVENPORT, Central	9:38.5
12.	Jim Johnson	WAVERLY-SHELL ROCK	9:39.7
13.	Jeff Maples	CEDAR RAPIDS, Washington	9:41.5
14.	David Dennis	CEDAR RAPIDS, Prairie	9:44.2
15.	David McVay	CEDAR RAPIDS, Jefferson	9:53.8
16.	Tim Slingsby	BETTENDORF	9:54.1
17.	Dave Voss	AMES	9:56.9
18.	John McMurray	SEYMOUR	10:09.5
19.	Jon Jensen	NEW HAMPTON	10:39.6

4 x 100-METER RELAY, High School Girls Invitational, Final - Event 36

1.	Pleasant Valley	49.00 (Krisi Parsons, Anne Seaberg, Danielle Bertram, Lexie Anderson)
2.	Ames	49.68
3.	Davenport West	49.83
4.	North Scott	50.28
5.	Dubuque Hempstead	50.46
6.	W.D.M. Valley	50.50
7.	Mount Vernon	50.51
8.	D.M. Hoover	50.53

SPRINT MEDLEY RELAY, High School Girls Invitational, Final - Event 40

DRAKE RELAYS RECORD - 1:44.98 - Des Moines, Roosevelt

1.	DES MOINES, Roosevelt	1:44.98	Zella James, Ricki Edwards, Angela Foster, Natasha Kaiser 54.7
2.	DES MOINES, North-Tech	1:48.51	Lisa Simpson, Sandy Adams, Dee Dee James, Liz Messerly 56.4
3.	AMES	1:48.95	Michelle Tannehill, Terri Jackson, Gina Thompson, Karen Koellner 56.5
4.	PLEASANT VALLEY	1:49.17	Krisi Parsons, Anne Seaberg, Danielle Bertram, Lexie Anderson
5.	MOUNT VERNON	1:50.37	Deb Winchip, Shawna Hutchins, Connie Royer. Cathy Royer 57.5
6.	BETTENDORF	1:51.4	Tammy Willingham, Beth Flynn, Doreen Schmidt, Julie Waterman 58.7
7.	KEOKUK	1:51.7	Chris Lawson, Mary Kay, Suzanne Morgan Karen Dougherty
8.	MUSCATINE	1:53.7	Sue Prussman, Cindy Morgan, Jenny Bryan, Chris Kuhn 59.5

4 x 100-METER RELAY, High School Boys Invitational, Final - Event 37

1.	VALLEY of WEST DES MOINES	43.03	Bill Walker, Sean Donnelly, Karlos Kirby, James Kirby
2.	DES MOINES, Roosevelt	43.07	Randy McQuerry, Garry Claytor, Mike Steele, Rod Edwards
3.	BURLINGTON	43.12	Rick Eckerson, Trevor Grimshaw, Pat Grinshaw, Tracy McCampbell
4.	AMES	43.62	Matt Jones, Kurt Hockman, Darren Milliken, Mark Haas
5.	WATERLOO, Central	44.29	Toby Robinson, Carlos Clayburn, Jim Hart, Bruce Perkins
6.	WATERLOO, East	44.35	Tony Putler, Kris Jones, Eddie Robinson, Mike Anderson
7.	CEDAR RAPIDS, Washington	45.11	Nathan Brooks, Terry Smith, Anthony Coleman, Carl Jenkins
	WATERLOO, West	Did not finish	

4 x 200-METER RELAY, High School Boys Invitational, Final - Event 45

1.	DES MOINES, Roosevelt	1:28.96	Garry Claytor, Mike Steele, Charlton Kirby, Rod Edwards
2.	CEDAR RAPIDS, Kennedy	1:29.49	Brad Pospisil, Steve Burke, Tom Peifer, Paul Goode
3.	OTTUMWA	1:29.53	Gary Shaver, David Foster, Eric Larsen, Stephen Dial
4.	MARSHALLTOWN	1:30.28	John Barten, Jim Turner, Brad Cox, Scott Dunlap
5.	DAVENPORT, Central	1:30.41	Gerald Connor, Lee Blevins, Paul Sierra, Rodney Taylor
6.	BURLINGTON	1:30.53	Trevor Grimshaw, Rob Pearson, Rob Harper, Tracey McCampbell
7.	ANKENY	1:31.0	Brent Cameron, Rod Vanderlinden, Scott Glaser, Kevin Little
	VALLEY of WEST DES MOINES	Disqualified	

1,600-METER RUN, High School Boys Invitational, Final - Event 50

1.	Jim Jungjohann, Clinton	4:17.8
2.	Jeff Hammans, Iowa Valley of Marengo	4:19.4
3.	Mike Irving, Iowa City, Regina	4:19.9
4.	Bart Ballard, Cedar Rapids, Prairie	4:20.6
5.	Blake Rhodes, BCL of Conrad	4:21.3
6.	Mike Schweizer, Dowling of West Des Moines	4:21.8
7.	John Schuster, Dowling of West Des Moines	4:23.3
8.	Jeff Maples, Cedar Rapids, Washington	4:24.5
9.	David Nash, Des Moines, Hoover	4:24.8
10.	Lloyd Hunt, Western Dubuque of Epworth	4:24.9
11.	Steve Jay, Marshalltown	4:25.6
12.	Jeff Koos, Bettendorf	4:25.8
13.	Mike Holms, Valley of West Des Moines	4:26.5
14.	Jim Johnson, Waverly-Shell Rock	4:26.8
15.	David McVay, Cedar Rapids, Jefferson	4:29.0
16.	Greg Worley, Ames	4:29.0
17.	Charles Grimm, Marshalltown	4:33.1
18.	Mark Jensen, West Branch	4:35.0
19.	Steve Schutte, Dubuque, Wahlert	4:36.9



4 x 400-METER RELAY, High School Girls, Final - Event 53

1. DES MOINES, Roosevelt	3:54.87	Angela Foster 57.9, Ricki Edwards 61.1, Shelly Hallstead 60.9, Natasha Kaiser 54.9
2. ANAMOSA	3:57.06	Gerae Hermesch 58.7, Tami Twachtman 60.7, Venita Stolte 60.5, Missy Rusee 57.1
3. PLEASANT VALLEY	3:57.25	Lisa Snook 60.0, Anne Seaberg 59.2, Danielle Bertram 60.0, Krisi Parsons 58.0
4. WAVERLY-SHELL ROCK	4:01.38	Linda Kimball 62.3, Janelle Jaspers 60.5, Jodi Flugge 60.7, Trish Heine 59.9
5. VALLEY of WEST DES MOINES	4:01.69	Kelly Kane 60.7, Carrie Hanson 58.2, Susan Cross 62.3, Saralyn Semrad 60.4
6. CEDAR RAPIDS, Kennedy	4:02.89	Jenni Adams 60.6, Lori Rose 62.0, Heidi Holmquist 60.8, Tami Hoffman 60.4
7. FAIRFIELD	4:06.0	Amber Stump 60.0, Michelle Brown 61.3, Michelle Unkrich 64.0, Dian Peasley 60.7
8. DAVENPORT, Central	4:07.4	Laura Case, Kelly Jensen, Kathy Freiderichs, Cindy Puck

4 x 400-METER RELAY, High School Boys, Final - Event 54

1. CEDAR RAPIDS, Kennedy	3:20.42	Tom Peifer 50.4, Jeff Gilliland 51.7, Joel Hartman 49.4, Paul Goode 48.9
2. MARSHALLTOWN	3:20.91	Jim Turner 50.6, Scott Dunlap 50.2, Paul Atha 50.8, Kent Terrillion 49.3
3. OTTUMWA	3:23.39	Eric Larsen 50.1, Jim Chamberlain 52.8, Chuck Winston 49.8, Stephen Dial 50.6
4. DAVENPORT, Central	3:24.25	Paul Sierra 51.6, Eric Wiseman 51.2, Lee Blevins 50.6, Rod Taylor 51.7
5. BURLINGTON	3:24.32	Tracy McCampbell 49.5, Jim Wagler 51.5, Robert Pearson 51.7, Rob Harper 51.6
6. DES MOINES, Hoover	3:26.4	Cedric Allen 54.7, Scott Johnson 52.3, David Nash 51.7, Marcus Bailey 50.5
7. CEDAR FALLS	3:29.2	Dave Hinz 52.0, Dave Nissen 53.2, Lee Petersen 53.0, Joe Snell 51.0
ANKENY		Disqualified

76th ANNUAL DRAKE RELAYS  
DRAKE STADIUM, DRAKE UNIVERSITY, DES MOINES, IOWA  
FRIDAY, APRIL 26, 1985

FRIDAY

OFFICIAL RESULTS

HIGH SCHOOL FIELD EVENTS

POLE VAULT, High School Boys, Final - Event 58

1. Tom Keating, Bettendorf	14-0
2. Bryan Bowman, Ankeny	13-6
3. Jim Nelson, Ankeny	13-6
4. John Bunge, Osage	13-6
5T Paul Jamerson, Cedar Falls	13-6
5T Mark Winter, Cedar Falls	13-6

Other Measured Vaults

Paul Ellmers, Burlington	13-0
Jon Filloon, Manson	13-0
Dean Keiswetter, Manson	13-0
Rod Cline, North Scott of Eldridge	13-0

HIGH JUMP, High School Boys, Final - Event 59

1. Brent Wright, Ballard of Huxley	6-7
2T Pat Conlon, Clarion	6-7
2T Tony Wood, Rockford	6-7
2T Todd Weidman, Waterloo, Columbus	6-7
5T Jarrad Parker, Davenport, Central	6-5
5T Cal Alexander, Hubbard	6-5

Other Measured Jumps

David Cleveland, Belmond	6-5
Brian Scott, Keokuk	6-5
Scott Anderson, Muscatine	6-5
Tim Carlo, Cedar Falls, Northern Iowa	6-3
Kerry O'Neill, Denison	6-3
Troy Anderson, Des Moines, Lincoln	6-3
Rory Feddersen, Linn-Mar of Marion	6-3
Kurt Aarons, Madrid	6-3
Brian Mixon, Marshalltown	6-3
Chris Taylor, Marshalltown	6-3
Dennis Vander Horst, Pella	6-3
Ken Gardner, Schleswig	6-3
Brad Barton, Pleasant Valley	6-3



SHOT PUT, High School Boys, Preliminaries & Final - Event 60

1. Andy Nordland, Clarinda	56-11 1/2
2. Hrshel Oliver, Davenport, West	55-10
3. Steve Cox, Marion	53-11
4. Jim Reilly, Dubuque, Wahlert	53-9
5. Chuck Waggoner, Sutherland	53-2 1/4
6. Pat Patterson, Dowling of West Des Moines	52-9

Other Measured Puts

Todd Eagen, Oskaloosa	52-5 3/4
Jeff Springer, Hampton	52-4
Jim Ball, Muscatine	52-0
John Ruden, Dubuque	51-11 3/4
Kirk Glasgow, Cardinal of Eldon	45-3 1/2
Norbert Juist, Clinton	45-3 1/2

DISCUS, High School Boys, Preliminaries & Final - Event 67

1.	Doug Koopman, Storm Lake	166-9
2.	Scott Phelps, Kingsley-Pierson	160-5
3.	Mike Dange, Waterloo, Central	159-3
4.	Jeff Springer, Hampton	158-5
5.	Greg Anderson, Waterloo, West	153-10
6.	Curt Mayer, Williamsburg	153-9
7.	Greg Cox, Chariton	150-9
8.	Rich Hayward, Indianola	149-8
9.	Andy Nordland, Clarinda	149-0
10.	Robin Hedges, Hampton	146-6
11.	Troy Crouse, Fort Dodge	146-2
13.	Tyler Sisco, Iowa Falls	145-4
14.	Butch Huston, Centerville	143-7
15T	Chris Noel, Dubuque	ND
15T	Todd Eagen, Oskaloosa	ND
15T	Mike McNamara, Rock Valley	ND

LONG JUMP, High School Boys, Preliminaries & Final - Event 68

1.	Matt Zuber, Iowa Valley of Marengo	23-6
2.	Paul Gostonczik, Osage	21-11 1/4
3.	Tork Hoof, Wayne of Corydon	21-9 1/2
4.	Greg Rogers, Center Point	21-8 1/4
5.	Randy McQuerry, Des Moines, Roosevelt	21-1 3/4
6.	Jon Leverenz, Ankeny	21-0
7.	Mike Cunningham, Knoxville	20-8
8.	Scott Frazee, Waterloo, West	20-7 1/4
9.	Tracy McCampbell, Burlington	20-2 3/4
10.	Kevin Smith, Red Oak	19-11 3/4
11.	Joe McQuerry, Des Moines, Roosevelt	19-11
12.	Steve Williams, Davenport, Central	19-8
13.	Rick Terrell, Davenport, Central	19-7 1/2
14.	Scott Fulton, Urbandale	19-6 3/4
15.	Anthony Coleman, Cedar Rapids, Wash.	18-11 1/4
16.	Dave Duit, Nevada	17-5



76th ANNUAL DRAKE RELAYS  
DRAKE STADIUM, DRAKE UNIVERSITY, DES MOINES, IOWA  
FRIDAY, APRIL 26, 1985

FRIDAY

OFFICIAL RESULTS

HIGH SCHOOL

Weather: Wind northeast at 18 mph gusting to 26 mph; 54°, Humidity 69%; Cloudy

---

100-METER DASH, High School Boys Invitational, Preliminaries - Event 7

HEAT ONE -- Wind 0.4 mps against

1. Rod Edwards	DES MOINES, Roosevelt	11.02
2. Perry Wright	WATERLOO, West	11.13
3. Mike Anderson	WATERLOO, East	11.36
4. David Foster	OTTUMWA	11.54
5. Sam Gout	ESTHERVILLE	11.63
6. Darin Blocker	SOUTH TAMA	11.68
7. Jeno Rigley	SOUTHEAST POLK of RUNNELLS	11.89
8. Jim Belden	WEST DELAWARE of MANCHESTER	11.90

HEAT TWO -- Wind 1.0 mps aiding

1. Kevin Little	ANKENY	11.16
2. Carl Jenkins	CEDAR RAPIDS, Washington	11.17
3. John Hessee	IOWA CITY, West	11.26
4. Joel Snell	CEDAR FALLS	11.29
5. Randy McQuerry	DES MOINES, Roosevelt	11.55
6. Mike Slattery	POCAHONTAS	11.64
7. Ed Petsche	WESTERN DUBUQUE of EPWORTH	11.73
8. Jim Westmoreland	COUNCIL BLUFFS, Lincoln	12.04

HEAT THREE -- Wind 0.3 mps aiding

1. Karlos Kirby	VALLEY of WEST DES MOINES	11.09
2. Scott Dunlap	MARSHALLTOWN	11.25
3. Bruce Perkins	WATERLOO, Central	11.47
4. Brad Pospisil	CEDAR RAPIDS, Kennedy	11.52
5. Mike Toom	CENTERVILLE	11.84
6. John Andrew	URBANDALE	11.89
7. Tork Hook	WAYNE of CORYDON	11.93
8. John Fritz	NORWALK	12.05

HEAT FOUR -- Wind 1.5 mps aiding

1. Rodney Taylor	DAVENPORT, Central	11.19
2. Todd Cleverley	JEFFERSON	11.31
3. Ray Drake	DES MOINES, Hoover	11.53
4. Scott Wischmeyer	CEDAR RAPIDS, Jefferson	11.58
5. Darren Milliken	AMES	11.64
6. Kevin Shetler	DUBUQUE, Hempstead	11.71
7. Jason Soliday	DOWLING of WEST DES MOINES	11.74
8. Kelly Marsingil	WASHINGTON	12.83

Qualifiers: Rod Edwards, Des Moines, Roosevelt; Perry Wright, Waterloo, West; Kevin Little, Ankeny; Carl Jenkins, Cedar Rapids, Washington; Karlos Kirby, Valley of West Des Moines; Scott Dunlap, Marshalltown; Rodney Taylor, Davenport, Central; Todd Cleverley, Jefferson

110-METER HIGH HURDLES, High School Boys Invitational, Preliminaries - Event 4HEAT ONE - Wind 1.5 mps aiding

1.	Erik Haack	LEWIS CENTRAL	15.30
2.	Jerry Hill	AMES	15.41
3.	Randy Schmidt	TRI-COUNTY of THORNBURG	15.88
4.	Jesse Twillie	BURLINGTON	16.08
5.	Jeff Rutter	WAYNE of CORYDON	16.12
6.	Paul Netzel	NEWTON	16.56
7.	Blake Wilkinson	CEDAR RAPIDS, Jefferson	17.0

HEAT TWO -- Wind 2.8 mps aiding over allowable

1.	Matt Zuber	IOWA VALLEY of MARENGO	14.45
2.	Chris Smith	DES MOINES, Hoover	15.30
3.	Chris Coerdts	WEST DELAWARE of MANCHESTER	15.36
4.	Eric Engelby	DUBUQUE, Hempstead	15.44
5.	John Jester	DES MOINES, Roosevelt	15.56
6.	Chad Greimann	AMES	15.62
7.	Eric Payne	VALLEY of WEST DES MOINES	15.70

HEAT THREE -- Wind 5.03 mps aiding over allowable

1.	Sean Graves	DAVENPORT, Central	15.35
2.	Dan Hinz	CEDAR FALLS	15.42
3.	Jon Leverenz	ANKENY	15.45
4.	Brian Kenney	CARLISLE	15.54
5.	Dave Hughes	CRESTWOOD of CRESCO	15.56
6.	Kevin Miller	WAVERLY-SHELL ROCK	15.77
7.	Matt Peters	MANSON	16.36
8.	Tracy Thompson	MISSOURI VALLEY	False start

HEAT FOUR -- Wind 2.1 mps over allowable

1.	Steve Williams	DAVENPORT, Central	15.21
2.	Joel VanRoekel	OTTUMWA	15.47
3.	Chad Osborne	IOWA CITY, West	15.48
4.	Larry Wellendorf	ANKENY	16.02
5.	Jon Filloon	MANSON	16.07
6.	Kent Pfeil	SIOUX CENTER	16.12
7.	Randy Walters	CHARLES CITY	16.13
8.	Rob Collings	NORWALK	17.24

Qualifiers: Erik Haack, Lewis-Central; Jerry Hill, Ames; Matt Zuber, Iowa Valley of Marengo; Chris Smith, Des Moines, Hoover; Sean Graves, Davenport, Central; Dan Hinz, Cedar Falls; Steve Williams, Davenport, Central; Joel VanRoekel, Ottumwa



4 x 200-METER RELAY, High School Boys Invitational, Preliminaries - Event 45HEAT ONE

1. VALLEY of WEST DES MOINES	1:29:59	Sean Donnelly, Todd Johnson, Karlos Kirby, James Kirby
2. MARSHALLTOWN	1:30.39	John Bartne, Jim Turner, Brad Cox, Scott Dunlap
3. CEDAR RAPIDS, Kennedy	1:30.42	Brad Pospisil, Steve Burke, Tom Peifer, Paul Goode
4. DAVENPORT, Central	1:30.52	Lee Blevins, Paul Sierra, Rodney Taylor, Gerald Connor
5. DAVENPORT, West	1:31.21	Willie Lacy, Tim Stoval, Cory Hund Wilson Thomas
6. CEDAR RAPIDS, Washington	1:31.4	Anthony Coleman, Kris DiNucci, Jeff Peterson, Carl Jenkins
7. DES MOINES, Hoover	1:33.1	Scott Johnson, Tom Ross, Kevin Taylor, Cedric Allen
WATERLOO, West	Disqualified 2-3 out of zone	

HEAT TWO

1. DES MOINES, Roosevelt	1:30.01	Garry Claytor, Mike Steele, Charlton Kirby, Rod Edwards
2. OTTUMWA	1:30.12	Gary Shaver, David Foster, Eric Larsen, Stephen Dial
3. BURLINGTON	1:31.02	Rick Eckerson, Trevor Grimshaw, Pat Grimshaw, Tracey McCampbell
4. ANKENY	1:31.10	Jon Leverenz, Larry Wellendorf, Scott Glaser, Kevin Little
5. WATERLOO, Central	1:31.28	David Harrington, Jeff Risse, Andrae Dudley, Bruce Perkins
6. AMES	1:32.25	Matt Jones, John Glotfelty, Darren Milliken, Kurt Hockman
7. DUBUQUE, Wahlert	1:33.95	John Desens, Bill Palzkill, Tim McClain, Roger Oberfoell
IOWA CITY, West	Disqualified 3-4 out of zone	

HEAT THREE

1. CLINTON	1:32.81	Jesse Isaacs, Tim Guidry, Kendrick Williams, Brad Dalldorf
2. CEDAR FALLS	1:32.87	Mike Trebon, Todd Eastman, Lee Petersen, Dave Hinz
3. SOUTH TAMA	1:33.20	Jeff Blocker, Christophe Samyn, Rod Blocker, Darin Blocker
4. DES MOINES, Lincoln	1:33.29	Darrell Peavy, Jeff Ogden, Chris Manning, Mark Pippett
5. WASHINGTON	1:33.95	Kelly Marsingil, Tim Marek, Darren Hill, Brian Hazelett
6. NORTH SCOTT of ELDRIDGE	1:34.22	Tom Kuhl, Doug Wilbert, Doug Shaw, Scott Dean
7. CEDAR RAPIDS, Jefferson	1:34.95	David Reid, David Dighton, Randy Meier, Kelly Baker
FORT MADISON	Disqualified 2-3 out of zone	

Qualifiers: Valley of West Des Moines; Des Moines, Roosevelt; Ottumwa; Marshalltown; Cedar Rapids, Kennedy; Davenport, Central; Burlington; Ankeny

76th ANNUAL DRAKE RELAYS  
DRAKE STADIUM, DRAKE UNIVERSITY, DES MOINES, IOWA  
SATURDAY, APRIL 27, 1985

SATURDAY

OFFICIAL RESULTS

HIGH SCHOOL

Weather: Wind east at 8 mph; 55°; Humidity 66%, Cloudy

---

4 x 100-METER RELAY, High School Boys, Preliminaries - Event 37

			<u>HEAT ONE</u>			
1.	DES MOINES, Roosevelt	43.23		Randy McQuerry, Garry Claytor, Mike Steele, Rod Edwards		
2.	VALLEY of WEST DES MOINES	43.31		Bill Walker, Sean Donnelly, Karlos Kirby, James Kirby		
3.	CEDAR RAPIDS, Washington	44.45		Nathan Brooks, Terry Smith, Anthony Coleman, Carl Jenkins		
4.	NORTH SCOTT of ELDRIDGE	44.89		Tom Kuhl, Doug Wilbert, Tim Schneckloth, Doug Shaw		
5.	OTTUMWA	45.16		Gary Shaver, Mark Cook, Sam Miller, David Foster		
6.	MOUNT PLEASANT	45.60		Todd White, Brett Holgorsen, Tom Wiegel, Willie Barney		
	DAVENPORT, Central			Disqualified 2-3 out of zone		
	DAVENPORT, West			Did not finish		



HEAT TWO

1. BURLINGTON	43.21	Rick Eckerson, Trevor Grimshaw, Pat Grimshaw, Tracy Campbell
2. WATERLOO, West	43.32	Reggie Burkett, Glenn Seals, Darvell Everett, Perry Wright
3. AMES	43.73	Matt Jones, Kurt Hockman, Darren Milliken, Mark Haas
4. WATERLOO, Central	44.36	Toby Robinson, Carlos Clayburn, Jim Hart, Bruce Perkins
5. WATERLOO, East	44.66	Tony Butler, Kris Jones, Eddie Robinson, Mike Anderson
6. IOWA CITY, West	44.74	John Hesse, Dan Hoeffey, Scott Alberts, Mike Brachtenbach
7. DES MOINES, Hoover	44.75	Ray Drake, Marcus Bailey, Chris Smith, Tom Ross
8. DUBUQUE, Wahlert	45.37	John Desens, Bill Palzkill, Dave Daack, Roger Oberfoell

HEAT THREE

1. CLINTON	44.74	Bill Rose, Kevin Hart, Brad Dalldorf, Kendrick Williams
2. DES MOINES, Lincoln	44.79	Mike Zeller, Jeff Ogden, Chris Manning, Darrell Peavy
3. SIOUX CITY, North	44.90	Todd Trometer, Sam Margeas, Kevin Juhnke, Matt Welding
4. SOUTH TAMA	44.99	Jeff Blocker, Christophe Samyn, Rod Blocker, Darin Blocker
5. WASHINGTON	45.54	Kelly Marsingil, Mark Fish, Darren Hill, Brian Hazelett
6. BETTENDORF	45.66	Steve Forst, Darrin Sinnard, Trent Snowden, John Wendorf
7. CHARLES CITY	45.69	Tom Debower, Jim Lembke, Dave Wetheral, Randy Walters
8. KEOKUK	45.94	Lenny Clark, Shany Hays, Mike Soukup, Dave Slade

HEAT FOUR

1. CLARENCE-LOWDEN	45.38	Gerald Moore, Jeff Spies, Dan Chapman, Jim Brenaman
2. DUBUQUE	45.43	Brett Buechele, Duane Drish, John Bisdorf, John Ruden
3. WESTERN DUBUQUE of EPWORTH	45.57	Mike Hardin, Dan Slattery, Doug Burds, Ed Petsche
4. WILTON	45.58	Robert Kreimeyer, Steve Gray, Will Pennington, Brad Marolf
5. JOHNSTON	45.71	Bart Ratterree, Matt Mertens, Joel Johnson, Bob McKenzie
6. MOUNT VERNON	45.86	Mark Zinkula, John Wiese, Dan Brown, Ron Timm
7. CEDAR RAPIDS, Jefferson	45.88	Todd Schmitz, David Dighton, Scott Wischmeyer, Randy Meier
8. CEDAR RAPIDS, Kennedy	47.93	Scott Sheetz, Steve Middlekauff, Brad Dennis, Eric Ruby

HEAT FIVE

1. BELMOND	45.42	Mark Anderson, Chris Bailey, Terry Smith, Steve Ziller
2. NEWTON	45.84	Todd Meyer, Steve Palmer, Phil Bentzinger, Pat Hansen
3. COUNCIL BLUFFS, St. Albert	46.03	Scott Green, Chris Fischer, Vince Rew, Rex Romano
4. FORT MADISON	46.06	Jeff Burch, David Weston, Craig Congdon, Eric Dillard
5. OSAGE	46.29	Mike Dammen, Paul Gostonczik, Kevin Blaser, Todd Huegle
6. CENTRAL of DEWITT	46.38	Brian Bowman, Steve Grau, Mike Forhwein, Tim O'Neil
7. URBANDALE	46.53	Troy Gibb, John Andrew, Dave Wathen, Scott Fulton
DOWLING of WEST DES MOINES	False Start	

HEAT SIX

1. MARION	45.38	Shane Wingerson, Todd Landuyt, Greg Hall, Shane Kasner
2. WEST LIBERTY	45.45	Rob Wise, Greg Martin, Jose Revelez, Jim Van Dusen
3. PAULLINA	46.07	Tom Feldotto, Dave Paulsen, Ben Cox, Tim Feldotto
4. ADEL-DESOTO	46.08	Tim Canney, Drew VanWerden, Brett Glenn, Rob Wilson
5. CAMANCHE	46.11	Don Buckman, Todd Frampton, Mike Thomsen, Mike Garcia
6. NEVADA	46.12	Joe Buffington, Doug Ostrich, Dave Duit, Shawn Crain
7. PRESTON	47.45	Tait Lunceford, Troy Meyer, Doug Miller, Jeff Bormann
NORTH LINN of COGGON	Did not finish	

LANE SEVEN

1. GRINNELL	45.43	Mike Mohan, Scott Van Draska, Jeff Barnes, Kevin Dixon
2. SHENANDOAH	45.80	Brent Kocis, Phil Gates, Marc Lair, Pat Dankof
3. MUSCATINE	45.86	Kevin Monroe, Matt Allison, Steve Hughes, Marc Nowling
4. ANKENY	46.07	Brent Cameron, Scott Van Draska, Jeff Barnes, Kevin Dixon
5. DUBUQUE, Wahlert	46.23	Thomas Davis, Mark Runde, Duane Frick, Kevin Shetler
6. INDIANOLA	46.31	J.D. Hartang, Rod Henderson, Erik Methlie, Dan Bishop
7. CENTRAL LEE of ARGYLE	46.45	Monty Petry, Tony Mendex, Dean Geils, Bill Burgess
KNOXVILLE	Did not finish	



HEAT EIGHT

1. CEDAR FALLS	44.73	Dave Hinz, Lee Peterson, Todd Eastman, Joel Snell
2. WAVERLY-SHELL ROCK	46.21	John Walczyk, Trent Koleno, Trent Cleveland, Joe Hollad
3. IOWA CITY	46.22	Kenny Washpun, Mike Raffensperger, Jeff Schiltz Terry Keefer
4. WALNUT	46.37	Chris Nelson, John Woltmann, John Nelson, Billy Bauerkemper
5. WOODBINE	46.73	Dan Mann, Steve Ball, Dan Shaw, Steve Ehlert
6. SOLON	47.01	David Murphy, Rob Hajek, David Durr, Jeff Greene
TRI-COUNTY of THORNBURG		Did not finish

HEAT NINE

1. ATLANTIC	45.49	Troy Hepler, Doug Polaschek, Brad Pellett, Kelly Kirchhoff
2. TIPTON	45.79	Brian Young, Dan Ferguson, Todd Sturdy, Kyle Blake
3. CEDAR FALLS, Northern Iowa	45.80	Scott Hansen, Frank Reed, Tim Carlo, Joel Curry
4. SIBLEY	46.29	Oliver Eickelberg, Alan Slykhurs, Dan Willadsen, Les Wegter
5. AUDUBON	47.05	Jim Shima, Steve Williamson, Darren Ditto, Alan Klein
6. CORNING	47.05	Kenny Daughenbaugh, Mike Davidson, Jeff Croy, Paul Outhier
MANSON		Disqualified 2-3 out of zone
CARDINAL of ELDON		Did not finish

HEAT TEN

1. BATTLE CREEK	45.89	Todd Lund, Steve Albers, Daron Fritz, Kerby Huss
2. DES MOINES, East	45.93	Brian Calderon, Jeff Cronin, Jeff Thomas, Eric Payton
3. DENISON	46.05	Darren Thompson, Curt Denker, Kent Campbell, Bruce Gustafson
4. LINN-MAR of MARION	46.09	Joe Ernzen, K.C. Wiedenman, Keith Ochs, Jim Albaugh
5. COLUMBUS of COLUMBUS JUNCTION	46.54	Peter Adam, Brian Westlake, Brent Martin, Bob Wasson
6. VENTURA	46.99	Chris Anderson, Shane Stokes, Todd Miller, Scott DeMaray
7. DAVIS COUNTY of BLOOMFIELD	47.16	Shannon Rooney, Doug Davis, Steve Lucas, Jim Bengé
ESTHERVILLE		Did not finish

HEAT ELEVEN

1. FORT DODGE	45.64	Steve Schmidt, Mike Thedford, Brian Woodley, Bob Edwards
2. ROLFE	45.97	Kyle Simonson, Damon Saathoff, Jody Nelson, Curt Anderson
3. MARSHALLTOWN	46.31	John Berten, John Welfring, Scott Lang, Jeff Arment
4. GRUNDY CENTER	46.37	Dan Baldwin, Greg Voss, Tim Baker, Jeff Dole
5. SUTHERLAND	46.57	Brian Bailey, Ned Dau, Eric Pingel, Rusty Sadler
6. PLEASANT VALLEY	46.99	Chip Nall, Brian DePover, Rainey Brown, Todd Connelly
SIOUX CITY, West	Did not finish	

HEAT TWELVE

1. PRAIRIE of GOWRIE	45.63	Mike Sandberg, Rod Warehime, Bill Rude, Mike DeBruin
2. COUNCIL BLUFFS, Jefferson	45.49	Bill Leonard, Mike Madsen, Chris Hatcher, Al Rubio
3. AVOHA of AVOCA	46.06	David Bywater, Roger Brown, Mark Scheffler, Ronnie Lee
4. SOUTHEAST POLK of RUNNELLS	46.70	Bob Powers, Shawn Wallace, Larry Cullinan, Jeno Rigley
5. NORTH FAYETTE of WEST UNION	47.33	Scott Durscher, Wade Middlestadt, Ken Boeke, Vance Zimmer
6. GLENWOOD	47.45	Dale VanderWoude, Jim Chambers, Brian Rupe, Rod Tye
7. KINGSLEY-PIERSON	47.64	Dave Pfaffle, Bruce Osterloh, Kirk Schlotman, Kevin Hamman
ANAMOSA	Disqualified 3 out of zone	

HEAT THIRTEEN

1. MASON CITY	45.42	Jon Wilson, Craig Mahoney, Chad Ditter, Chris Sanchez
2. CENTER POINT	45.80	Mike Oelberg, Steve Kramer, Chris Wall, Greg Rogers
3. CLEAR LAKE	46.04	Steve Raber, Paul Huntley, George Barlas, David Wood
4. PELLA	46.47	Todd Subberg, Matt DeVries, Mark Groenendyk, Rick Ripperger
5. LAKE MILLS	46.74	Uc Le, Rod Harang, Alan Brunsvold, Jeff Skogen
6. WEST DELAWARE of MANCHESTER	46.79	Chris Goerdt, Tom Gudenkauf, John Lammers, Jim Belden
7. EDDYVILLE	47.01	Shawn Sheldon, Lyall David, Rusty Waller, Mike Randell



HEAT FOURTEEN

1. HUMBOLDT	46.57	Steve Pattee, Gary Reed, Dennis Robinson, A Goetsch
2. LDF of LeGRAND	46.46	Aaron Mitchell, Jeff Dunham, Mark Drury, Todd Wilson
3. HUMBOLDT	46.57	Steve Pattee, Gary Reed, Dennis Robinson, Al Goetsch
4. OELWEIN	47.16	Dave Kerr, Chris Molinsky, Joe Stasi, Jeff Nehl
5. SCHLESWIG	47.32	Jaymie Bral, Kipp Miller, Ken Gardner, Brian Teut
6. SUMNER	47.92	Mike Jergens, Jamie House, Brent Hoehne, Kurt Volker
LEWIS CENTRAL of COUNCIL BLUFFS		Disqualified 2-3 out of zone

HEAT FIFTEEN

1. FAIRFIELD	46.38	Steve Crile, Jan Steven, Chris Bechtel, Kent Fulton
2. HARLAN	46.65	Ron Sopher, Pat Shelton, Brad Svendsen, Don Klitgaard
3. ELDORA-NEW PROVIDENCE	46.68	Ronny Larson, Chris Frerichs, Kelly Kendall, Rod Liston
4. JESUP	46.69	Tim Smith, Brent Harting, Scott Delagarbelle, Mark McMartin
5. PELLA CHRISTIAN	47.02	Darren VanKooten, Jerry Slagter, Mark Dieleman, Todd Zylstra
6. PATON-CHURDAN	47.11	Jim Doran, Todd Lee, Danny Sabus, Lant Doran
7. PEKIN of PACKWOOD	47.43	Pat Pfannenbecker, Pat Adam, Mike Davis, Todd Willhoite
8. IOWA FALLS	47.59	Troy Duit, Jeff Mashka, Darron Aldinger, Grant Vosloh

HEAT SIXTEEN

1. RED OAK	46.05	Farin Lawson, Kevin Smith, Bart Hughes, Kevin Smith
2. OSKALOOSA	48.34	Greg Pries, Charlie Santer, Mark McBeth, Bill Halliburton
NEW HAMPTON		Disqualified 2-3 out of zone

Qualifiers: Burlington; Des Moines, Roosevelt; Valley of West Des Moines; Waterloo, West;  
Ames; Waterloo, Central; Cedar Rapids, Washington; Waterloo, East

SPRINT MEDLEY RELAY, High School Boys, Preliminaries - Event 19HEAT ONE

1. AMES	3:33.69	Matt Jones, Darren Milliken, Chad Greiman 51.2, Jeff Burris 1:54.8
2. MUSCATINE	3:35.66	Kevin Moore, Steve Hughes, Jay Luedtke 49.5, Tim Thacker 1:59.1
3. CEDAR RAPIDS, Kennedy	3:36.66	Brad Pospisil, Tom Peifer, Paul Goode 50.2, Jeff Gilliland 2:00.9
4. VALLEY of WEST DES MOINES	3:37.38	Sean Donnelly, Jamie Kirby, Todd Johnson 51.8, Herb Hollweger 1:56.3
5. CENTERVILLE	3:37.98	Mike Toom, David DenHartog, Roy Moorman 51.1, Gregg Stroud 2:00.6
6. CENTRAL LEE of ARGYLE	3:38.9	Monte Petry, Dean Geils, Bill Burgess 53.0, Paul Bunnell 1:58.0
7. MASON CITY	3:42.3	Chad Ditter, Chris Sanchez, Joe DeRock, Jon Wilson
8. DUBUQUE, Wahlert	3:51.9	Bill Palzkill, Tim McClain, Bill Kueper, Pat Greener

HEAT TWO

1. MARSHALLTOWN	3:31.10	John Barten, Jeff Arnet, Tim Turner 51.6, Steve Jay 1:55.6
2. CEDAR FALLS	3:33.39	Mike Trebon, Todd Eastman, Joel Snell, John Gogola
3. OTTUMWA	3:33.80	Gary Shaver, Eric Larsen, Trent Gettings 50.0, Mike Parker 1:58.2
4. BETTENDORF	3:34.36	Mike Triplet, Steve Fors, Darrin Sinnard 51.4, Jeff Koos 1:56.4
5. DAVENPORT, Central	3:35.36	Gerald Connor, Lee Belin, Paul Sierra 50.6, Rob Ankum 1:59.1
6. CEDAR RAPIDS, Washington	3:36.6	Anthony Coleman, Carl Jenkins, Jeff Peterson Jeff Maples
7. IOWA CITY, West	3:39.2	Mike Barchtenbach, Doug Scott, James Hall 51.9, Chris Richardson 2:01.2
8. TIPTON	3:44.1	Kyle Blake, Brian Young, Todd Sturdy 51.8, Tom Penningroth 2:04.5

HEAT THREE

1. DES MOINES, Hoover	3:35.22	Marcus Bailey, Chris Smith, Scott Johnson 49.2, David Nash 1:59.5
2. WATERLOO, West	3:37.14	Ron Ambrose, Glenn Seals, Mark McDonald 50.9, Dave Lellig 2:00.4
3. DES MOINES, Roosevelt	3:38.33	Charlton Kirby, Mike Steele, Jimmy Hall 50.1, Mike Klock 2:01.8
4. COUNCIL BLUFFS, Lincoln	3:41.81	Rick Reimer, Jim Westmoreland, John Larsen, David Reed
5. CEDAR RAPIDS, Jefferson	3:41.84	Damon Robinson, David Dighton, Kelly Baker 50.6, David McVay 2:20.6
6. MONTICELLO	3:43.51	Bill Bohlken, Jay Cruise, Roger Nagel, Shadd Soper
7. WATERLOO, Central	3:44.0	Bruce Perkins, Richard Powell, Andrae Dudley Gene Harper
WATERLOO, East	Did not finish	

Qualifiers: Marshalltown; Cedar Falls; Ames; Ottumwa; Bettendorf; Des Moines, Hoover;  
Davenport, Central; Muscatine



4 x 400-METER RELAY, High School Boys, Preliminaries - Event 54HEAT ONE

1. MARSHALLTOWN	3:20.37	Jim Turner, Scott Dunlap, Paul Atha, Kent Terrillion
2. CEDAR RAPIDS, Kennedy	3:20.99	Tom Peifer, Jeff Gilliland, Joel Hartman, Paul Goode
3. OTTUMWA	3:22.35	Eric Larsen, Jim Chamberlain, Chuck Winston, Stephen Dial
4. ANKENY	3:27.15	Brad Rohlfs, Kevin Little, Julie Trefz, Rob VanderLinden
5. IOWA CITY, West	3:27.9	Lee Bahmler, Mike O'Conner, Paul Boddicker, James Hall
6. AMES	3:28.0	Jerry Hill, Brett Carney, Scott Whigham, Jeff Burris
DAVENPORT, West		Disqualified
WATERLOO, West		Disqualified

HEAT TWO

1. DAVENPORT, Central	3:22.61	Paul Sierra, Eric Wiseman, Lee Blevins, Rod Taylor
2. BURLINGTON	3:23.13	Tracy McCampbell, Tim Wagler, Robert Preston, Rob Harper
3. CEDAR FALLS	3:25.30	Dave Hinz, Dave Nissen, Lee Petersen, Joel Snell
4. DES MOINES, Hoover	3:25.33	Cedric Allen, Scott Johnson, David Nash, Marcus Bailey
5. CEDAR RAPIDS, Jefferson	3:27.78	Kelly Baker, Blake Wilkinson, Jeff Sharpe, Damon Robinson
6. WATERLOO, Central	3:28.0	Jeff Cahoff, David Harrington, Jeff Risse, Andrae Dudley
7. MUSCATINE	3:29.6	Doug Thacker, Jay Luedke, Marc Nowling, Tim Thacker
FORT MADISON		Disqualified

HEAT THREE

1. DES MOINES, Lincoln	3:28.02	Andre Williams, Chris Manning, Mark Pippett, Darrell Peavy
2. DUBUQUE, Wahlert	3:28.06	John Desens, Roger Oberfoell, Eric Papoport, Dean Curtiss
3. CEDAR RAPIDS, Washington	3:28.09	Carl Jenkins, Anthony Coleman, Kris DiNucci, Jeff Peterson
4. PAULLINA	3:29.62	Ben Cox, Dave Paulsen, Tom Feldotto, Jeff Bortscheller
5. CRESTON	3:29.79	Brian Scrimager, Rod Ray, Sam Hoff, Todd Downing
6. DUBUQUE, Hempstead	3:29.86	Kevin Shetler, Joe Giunta, Rull Melin, Eric Engelby
7. GLENWOOD	3:30.52	Nick Votek, Skip Adams, Richard Teff, Tim Ross
8. SPENCER	3:30.76	Pete Mullenberg, Scott Lewis, Kevin Freeman, Greg Marco

Qualifiers: Marshalltown; Cedar Rapids, Kennedy; Ottumwa; Davenport, Central; Burlington;  
Cedar Falls; Des Moines, Hoover; Ankeny

4 x 400-METER RELAY, High School Girls, Preliminaries - Event 53HEAT ONE

1. PLEASANT VALLEY	3:58.41	Lisa Snook 61.3, Anne Seaberg 59.9, Danielle Bertram 58.7, Krisi Parsons 58.5
2. WAVERLY-SHELL ROCK	4:02.45	Linda Kimball, Janelle Jaspers, Jodi Flugge, Trish Heine
3. DAVENPORT, Central	4:03.28	Laura Case, Kelly Jensen, Kathy Freiderichs, Cindy Puck
4. BETTENDORF	4:05.32	Doreen Schmidt, Sharon Sassen, Marcie Dittman, Julie Waterman
5. NORTH SCOTT of ELDRIDGE	4:06.25	Lisa Brehmer, Tracy Graham, Pam Leslie, Kim Schneckloth
6. SIOUX CITY, East	4:09.75	Renee Doyle, Lis Gerwulf, Melanie Boe, Linda Murphy
7. CAMANCHE	4:10.0	Michelle Null, Michelle Gertson, Alisia Gonzales Audrey Everson
8. TIPTON	4:11.1	Missy Mellecker, Melissa Waltz, Gretta Jensen, Ann Conner

HEAT TWO

1. DES MOINES, Roosevelt	3:55.66	Angela Foster 58.9, Ricki Edwards 60.4, Shelley Hallstead 61.9, Natasha Kaiser 54.4
2. VALLEY of WEST DES MOINES	4:02.10	Kelly Kane, Carrie Hanson, Susan Cross, Saralyn Semrad
3. SPIRIT LAKE	4:05.15	Corey Piper, Cara Duis, Lynn Winter, Jodie Christiansen
4. INDIANOLA	4:05.28	Juleen Langstraat, Sara Foster, Katie Ruble, Lynn Shull
5. CARROLL, Kuemper	4:06.75	Jill Eich, Angie Gross, Denise Overmohle, Cheryl Behrens
6. NEWTON	4:07.37	Diane Black, Jenifer Clemon, Rae Kirchhoff, Stephanie Grimes
7. MUSCATINE	4:08.4	Angie Hjelle, Chris Kahn, Jane Caldwell, Kris Foster
8. FORT DODGE	4:09.2	Loretha Mosley, Erin Reed, Jackie Edwards, Rena Schwab

HEAT THREE

1. CEDAR RAPIDS, Kennedy	4:00.95	Jenni Adams, Lori Rose, Heidi Holmquist, Tami Hoffman
2. FAIRFIELD	4:00.99	Amber Stump, Michelle Brown, Michelle Unkrich, Dian Peasley
3. ANAMOSA	4:02.37	Gerae Hermes, Tami Twachtman, Michelle Ruess, Venita Stolte
4. AMES	4:08.01	Laura Austin, Brittany Wombacher, Kate Seagraves Ellen Tait
5. ANKENY	4:08.82	Michelle Naylor, Lisa Kaplan, Julie Gingery, Sue Frederick
6. DOWLING of WEST DES MOINES	4:10.56	Theresa Agey, Ann Dickerson, Andy Hrabe, Mary McEniry
7. DES MOINES, East	4:12.1	Johnelle Edmonds, Michelle Gallagher, Carol Jenie, Lisa Edmonds
8. DUBUQUE	4:13.0	Martha Lee, Lisa Marchman, Tami Ford, Kim Ganshorn

Qualifiers: Des Moines, Roosevelt; Pleasant Valley; Cedar Rapids, Kennedy; Fairfield, Valley of West Des Moines; Anamosa; Waverly-Shell Rock; Davenport, Central