

Decathlon - Heptathlon
Tuesday - Wednesday

APRIL 25-26, 1986

Drake Relays

EVENT #1 -- 100-METER DASH -- Tuesday, April 22, 1986 (Hand Timed - 50°, wind 12-15 MPH South)

	<u>Time</u>	<u>Event Points</u>	<u>Total Points</u>
1. Derek Huff, Western Illinois	:10.9	830	830
2. Eddie Fye, unattached	:11.0	808	808
3. Jeff Loescher, Nebraska	:11.1	786	786
4. Royal Brettrager, Graceland	:11.4	723	723
Kim Janvrin, Simpson	:11.4	723	723
6. Brian Wolf, Lay Witness for Christ	:11.5	703	703
7. Rex Harvey, Drake Track Club	:11.6	683	683
8. Brett Bohanon, American Floaters	:11.8	643	643
9. Pete Williams, Greatbodies Track Club	:11.9	624	624

EVENT #2 -- LONG JUMP -- Tuesday, April 22

1. Derek Huff, Western Illinois	6.89 (22-7½)	788	1618 (1)
2. Jeff Loescher, Nebraska	6.87 (22-6½)	783	1569 (2)
3. Brett Bohanon, American Floaters	6.79 (22-3½)	764	1407 (6)
4. Pete Williams, Greatbodies	6.63 (21-9)	727	1351 (7)
5. Kip Janvrin, Simpson	6.47 (21-2 3/4)	691	1414 (4)
6. Royal Brettrager, Graceland	6.46 (21-2½)	688	1411 (5)
7. Eddie Fye, unattached	6.36 (20-10½)	666	1474 (3)
8. Rex Harvey, Drake TC	6.10 (20-0½)	608	1291 (8)
9. Brian Wolf, Lay Witness for Christ	5.81 (19-0 3/4)	546	1249 (9)

EVENT #3 -- SHOT PUT -- Tuesday, April 22

1. Derek Huff, Western Illinois	13.39 (43-11½)	691	2309 (1)
2. Eddie Fye, unattached	12.26 (40-4)	622	2096 (3)
3. Jeff Loescher, Nebraska	11.89 (39-0½)	600	2169 (2)
Rex Harvey, Drake TC	11.89 (39-0½)	600	1981 (7)
5. Kip Janvrin, Simpson	11.86 (38-11)	598	2012 (4)
6. Brett Bohanon, American Floaters	11.40 (37-5)	570	1977 (5)
7. Brian Wolf, Lay Witness for Christ	11.37 (37-3½)	568	1817 (8)
8. Royal Brettrager, Graceland	11.01 (36-1½)	546	1957 (6)
9. Pete Williams	withdrew		

EVENT #4 -- HIGH JUMP -- Tuesday, April 22

1. Brett Bohanon, American Floaters	2.05 (6-8 3/4)	850	2827 (2)
2. Derek Huff, Western Illinois	2.02 (6-7½)	822	3131 (1)
3. Kip Janvrin, Simpson	1.99 (6-6½)	794	2806 (3)
4. Eddie Fye	1.87 (6-1½)	687	2783 (4)
5. Brian Wolf, Lay Witness for Christ	1.84 (6-0½)	661	2478 (6)
Royal Brettrager, Graceland	1.84 (6-0½)	661	2618 (5)
7. Rex Harvey, Drake TC	1.75 (5-8 3/4)	585	2476 (7)
8. Jeff Loescher, Nebraska	no height	0	2169 (8)

EVENT #5 -- 400-METER DASH -- Tuesday, April 22

	<u>Time</u>	<u>Event Points</u>	<u>Total Points</u>
1. Kip Janvrin, Simpson	:49.5	831	3637 (2)
2. Eddie Fye, unattached	:50.0	808	3591 (3)
3. Jeff Loescher, Nebraska	:50.6	781	2950 (8)
4. Derek Huff, Western Illinois	:50.8	772	3903 (1)
5. Royal Brettrager, Graceland	:51.0	763	3381 (5)
6. Brian Wolf, Lay Witness for Christ	:51.5	741	3219 (6)
7. Brett Bohanon, American Floaters	:52.5	697	3524 (4)
8. Rex Harvey, Drake Track Club	:54.2	626	3102 (7)

EVENT #6 -- 110-METER HURDLES -- Wednesday, April 23

	<u>Time</u>	<u>Event Points</u>	<u>Total Points</u>
1. Royal Brettrager, Graceland	:14.8	845	4226 (5)
2. Brian Wolf, Lay Witness for Christ	:15.1	809	4028 (6)
3. Eddie Fye, unattached	:15.4	774	4365 (3)
4. Kip Janvrin, Simpson	:15.5	762	4399 (2)
Derek Huff, Western Illinois	:15.5	762	4665 (1)
6. Brett Bohanon, American Floaters	:15.7	740	4264 (4)
7. Rex Harvey, Drake Track Club	:16.8	620	3722 (7)
8. Jeff Loescher, Nebraska	no time	0	2950 (8)
9. Pete Williams, Greatbodies Track Club	withdrew		

EVENT #7 -- DISCUS -- Wednesday, Apr 23

	<u>Mark</u>	<u>Converted</u>	<u>Event Points</u>	<u>Total Points</u>
1. Derek Huff, Western Illinois	41.68	136-9	699	5364 (1)
2. Eddie Fye, Unattached	40.28	132-1	670	5035 (2)
3. Jeff Loescher, Nebraska	39.60	129-9	656	3606 (8)
4. Brett Bohanon, American Floaters	38.74	127-0	639	4903 (4)
5. Rex Harvey, Drake Track Club	38.06	124-10	625	4347 (7)
6. Kip Janvrin, Simpson	36.76	120-6	599	4998 (3)
7. Brian Wolf, Lay Witness for Christ	33.26	109-1	529	4557 (6)
8. Royal Brettrager, Graceland	31.56	103-6	495	4721 (5)
9. Pete Williams, Greatbodies Track Club	Withdrew			

EVENT #8 -- POLE VAULT -- Wednesday, April 23

	<u>Mark</u>	<u>Converted</u>	<u>Event Points</u>	<u>Total Points</u>
1. Derek Huff, Western Illinois	4.60	15-1	790	6154 (1)
2. Rex Harvey, Drake Track Club	4.50	14-9	760	5107 (6)
3. Eddie Fye, Unattached	4.50	14-9	760	5795 (2)
4. Kip Janvrin, Simpson	4.50	14-9	760	5758 (3)
5. Jeff Loescher, Nebraska	4.40	14-5½	731	4337 (8)
6. Royal Brettrager, Graceland	4.40	14-5½	731	5452 (4)
7. Brian Wolf, Lay Witness for Christ	4.00	13-1½	617	5174 (5)
8. Brett Bahanon, American Floaters	NH	---	---	4903 (7)
9. Pete Williams, Greatbodies Track Club	Withdrew			

EVENT #9 -- JAVELIN -- Wednesday, April 23

	<u>Mark</u>	<u>Converted</u>	<u>Event Points</u>	<u>Total Points</u>
1. Eddie Fye, Unattached	53.42	175-1	639	6434 (2)
2. Derek Huff, Western Illinois	52.10	170-11	620	6774 (1)
3. Royal Brettrager, Graceland	50.88	166-11	602	6-54 (4)
4. Kip Janvrin, Simpson	49.22	161-5	577	6335 (3)
5. Brian Wolf, Lay Witness for Christ	44.88	147-1	513	5687 (5)
6. Rex Harvey, Drake Track Club	46.84	153-7	542	5649 (6)
7. Brett Bohanan, American Floaters	45.38	148-11	521	5424 (7)
8. Jeff Loescher, Nebraska	37.50	123-0	406	4743 (8)
9. Pete Williams, Greatbodies Track Club		Withdrew		

EVENT #10 -- 1,500-METER RUN -- Wednesday, April 23

1. Kip Janvrin, Simpson	4:14.3	851	7186 (2)
2. Eddie Fye, Unattached	4:29.0	751	7185 (3)
3. Derek Huff, Western Illinois	4:37.1	699	7473 (1)
4. Royal Brettrager, Graceland	4:38.3	691	6745 (4)
5. Brett Bohanan, American Floaters	5:01.5	551	5975 (7)
6. Jeff Loescher, Nebraska	5:09.9	504	5247 (8)
7. Rex Harvey, Drake Track Club	5:20.6	447	6096 (6)
8. Brian Wolf, Lay Witness for Christ	5:20.5	447	6134 (5)

FIRST DAY LEADERS

1. Derek Huff--3,903
2. Kip Janvrin--3,637
3. Eddie Fye--3,591
4. Brett Bohanon--3,524
5. Royal Brettrager--3,381
6. Brian Wolf--3,219
7. Rex Harvey--3,102
8. Jeff Loescher--2,950
9. Pete Williams--withdrew

EVENT LEADERS

100-Meter Dash -- Derek Huff -- :10.9 (830)
Long Jump -- Derek Huff -- 6.89m (788)
Shot Put -- Derek Huff -- 13.39m (691)
High Jump -- Brett Bohanon -- 2.05m -- (850)
400-Meter Dash -- Kip Janvrin -- :49.5 (831)

110-Meter High Hurdles -- Royal Brettrager -- :14.8 (845)
Discus -- Derek Huff -- 41.68m (699)
Pole Vault -- Derek Huff -- 4.60m (790)
Javelin -- Eddie Fye -- 53.42m (639)
1500-Meter Run -- Kip Janvrin -- 4:14.3 (851)

1986 DRAKE RELAYS DECATHLON
Tuesday and Wednesday, April 22-23

FINAL STANDINGS

1.	Derek Huff, Western Illinois.....					7,473
	:10.9 (830) 6.89m (788) 13.39m (691) 2.02m (850) :50.8 (772) ----					3,903
	:15.5 (762) 41.68m (699) 4.6m (790) 52.10m (620) 4:37.1 (699)					
	(:10.9, 22-7 1/4, 43-11 1/4, 6-7 1/2, :50.8	:15.5, 139-9, 15-1, 170-11, 4:37.1)				
2.	Kip Janvrin, Simpson.....					7,186
	:11.4 (723) 6.47m (691) 11.86m (598) 1.99m (794) :49.5 (831) ----					3,637
	:15.5 (762) 36.76m (599) 4.50m (760) 49.22m (577) 4:14.3 (851)					
	(:11.4, 21-2 3/4, 38-11, 6-6 1/4, :49.5	:15.5, 120-6, 14-9, 161-5, 4:14.3)				
3.	Eddie Fye, Unattached.....					7,185
	:11.0 (808) 6.36m (666) 12.26m (622) 1.87m (687) :50.0 (808) ----					3,591
	:15.4 (774) 40.28m (670) 4.50m (760) 53.42m (639) 4:29.0 (751)					
	(:11.0, 20-10 1/2, 40-4, 6-1 1/2, :50.0	:15.4, 132-1, 14-9, 175-1, 4:29.0)				
4.	Royal Brettrager, Graceland.....					6,745
	:11.4 (723) 6.46m (688) 11.01m (546) 1.84m (661) :51.0 (763) ----					3,381
	:14.8 (845) 31.56m (495) 4.40m (731) 50.88m (602) 4:38.3 (691)					
	(:11.4, 21-2 1/2, 36-1 1/4, 6-0 1/2, :51.0	:14.8, 103-6, 14-5 1/4, 166-11, 4:38.3)				
5.	Brian Wolf, Lay Witness for Christ.....					6,134
	:11.5 (703) 5.81m (546) 11.37m (568) 1.84m (661) :51.5 (741) ----					3,219
	:15.1 (809) 33.26m (529) 4.00m (617) 44.88m (513) 5:20.5 (447)					
	(:11.5, 19-0 3/4, 37-3 1/3, 6-0 1/2, :51.5	:15.1, 109-1, 13-1 1/2, 147-1, 5:20.5)				
6.	Rex Harvey, Drake Track Club.....					6,096
	:11.6 (683) 6.10m (608) 11.89m (600) 1.75m (585) :54.2 (626) ----					3,102
	:16.8 (620) 38.06m (625) 4.50m (760) 46.84m (542) 5:20.6 (447)					
	(:11.6, 20-0 1/4, 39-0 1/4, 5-8 3/4, :54.2	:16.8, 124-10, 14-9, 153-7, 5:20.6)				
7.	Brett Bohanon, American Floaters.....					5,975
	:11.8 (643) 6.79m (764) 11.40m (570) 2.05m (850) :52.5 (697) ----					3,381
	:15.7 (740) 38.74m (639) NH 45.38m (521) 5:01.5 (551)					
	(:11.8, 22-3 1/2, 37-5, 6-8 3/4, :52.5	:15.7, 127.0, NH, 148-11, 5:01.5)				
8.	Jeff Loescher, Nebraska.....					5,247
	:11.1 (786) 6.87m (783) 11.89m (600) NH :50.6 (781) ----					2,950
	NT 39.60 (656) 4.40m (731) 37.50m (406) 5:09.9 (504)					
	(:11.1, 22-6 1/2, 39-0 1/4, NH, :50.6	NT, 129-9, 14-5 1/4, 123-0, 5:09.9)				
9.	Pete Williams, Greatbodies.....					withdrew
	:11.9 (624) 6.63m (727) withdrew					
	(:11.9, 21-9)					

EVENT #1 -- 100-METER HURDLES -- Tuesday, April 22 (Hand-timed, 50°, wind 12-15 MPH South)

	<u>Time</u>	<u>Event Points</u>	<u>Total Points</u>
1. Jill Lancaster, Oklahoma Track Club	:14.7	850	850
2. Monica Westen, Georgia	:14.7	850	850
3. Cathy Tyree, Purdue	:14.8	836	836
4. Rosie Wadman, Kansas	:15.3	772	772
5. Helen Stoeffel, Wisconsin	:15.4	759	759
6. Sue Anderson, Southern Illinois	:15.6	734	734
7. Laurie Rabideau, Wisconsin	:15.7	722	722
8. Bonnie Neaville, Western Illinois	:15.8	709	709
Carol Crosbie, Georgia	:15.8	709	709
10. Janelle Jaspers, Iowa	:16.9	581	581

EVENT #2 -- HIGH JUMP -- Tuesday, April 22

	<u>Mark</u>	<u>Converted</u>	<u>Event Points</u>	<u>Total Points</u>
1. Monica Westen, Georgia	1.77	5-9 3/4	941	1791 (1)
2. Jill Lancaster, Oklahoma TC	1.71	5-7 1/2	867	1717 (2)
Cathy Tyree, Purdue	1.71	5-7 1/2	867	1703 (3)
Rosie Wadman, Kansas	1.71	5-7 1/2	867	1639 (4)
Sue Anderson, Southern Illinois	1.71	5-7 1/2	867	1601 (5)
6. Janelle Jaspers, Iowa	1.65	5-5	795	1376 (9)
7. Bonnie Neaville, Western Illinois	1.59	5-2 1/2	724	1433 (7)
8. Helen Stoffel, Wisconsin	1.56	5-1 1/2	689	1448 (6)
9. Laurie Rabideau, Wisconsin	1.53	5-0 1/2	655	1377 (8)
10. Carol Crosbie, Georgia	No height		0	709 (10)

EVENT #3 -- SHOT PUT

	<u>Mark</u>	<u>Converted</u>	<u>Event Points</u>	<u>Total Points</u>
1. Carol Crosbie, Georgia	13.04	42-9 1/2	730	1439 (10)
2. Cathy Tyree, Purdue	12.62	41-4 1/2	702	2405 (1)
3. Helen Stoffel, Wisconsin	12.05	39-6	664	2112 (5)
4. Rosie Wadman, Kansas	11.99	39-3 3/4	660	2299 (3)
5. Monica Westen, Georgia	11.15	36-7	605	2396 (2)
6. Sue Anderson, Southern Illinois	10.39	34-1 1/2	555	2156 (4)
7. Janelle Jaspers, Iowa	9.28	30-5	482	1858 (8)
8. Bonnie Neaville, Western Illinois	9.26	30-4 3/4	481	1914 (7)
9. Laurie Rabideau, Wisconsin	9.05	29-8	467	1844 (9)
10. Jill Lancaster, Oklahoma TC	7.08	23-2 3/4	312	2029 (6)

EVENT #4 -- 200-METER DASH

	<u>Time</u>	<u>Event Points</u>	<u>Total Points</u>
1. Jill Lancaster	:25.3	838	2867 (4)
2. Monica Westen	:25.6	811	3207 (1)
3. Laurie Rabideau	:25.7	802	2646 (8)
4. Cathy Tyree	:25.9	785	3190 (2)
5. Bonnie Neaville	:26.4	742	2656 (7)
Carol Crosbie	:26.4	742	2181 (10)
7. Helen Stoffel	:26.5	734	2846 (5)
8. Rosie Wadman	:27.4	659	2958 (3)
9. Sue Anderson	:27.7	636	2792 (6)
10. Janelle Jaspers	:28.5	574	2432 (9)

EVENT #5 -- LONG JUMP

	<u>Time</u>	<u>Converted</u>	<u>Event Points</u>	<u>Total Points</u>
1. Cathy Tyree, Purdue	5.89	19-3 3/4	816	4006 (1)
2. Jill Lancaster, Oklahoma TC	5.85	19-2 1/2	804	3671 (3)
3. Helen Stoffel, Wisconsin	5.79	19-0	786	3632 (4)
4. Monica Westen, Georgia	5.72	18-9 1/4	765	3972 (2)
5. Carol Crosbie, Georgia	5.65	18-6 1/2	744	2925 (9)
6. Laurie Rabideau, Wisconsin	5.33	17-5 3/4	651	3297 (8)
7. Bonnie Neaville, Western Illinois	5.31	17-5	645	3301 (7)
8. Rosie Wadman, Kansas	5.19	17-0 1/4	612	3570 (5)
9. Sue Anderson, Southern Illinois	4.98	16-4	554	3346 (6)
10. Janelle Jaspers, Iowa	4.74	15-6 1/2	490	2922 (10)

<u>Time</u>	<u>Converted</u>	<u>Event Points</u>	<u>Total Points</u>
-------------	------------------	---------------------	---------------------

EVENT #6 -- JAVELIN

1. Cathy Tyree, Purdue	44.22	144-1	748	4754 (1)
2. Helen Stoffel, Wisconsin	39.70	130-3	662	4294 (3)
3. Rosie Wadman, Kansas	35.68	117-1	585	4155 (4)
4. Sue Anderson, Southern Illinois	33.70	110-7	547	3893 (5)
5. Carol Crosbie, Georgia	33.38	109-6	541	3466 (9)
6. Bonnie Neaville, Western Illinois	32.52	106-7	524	3825 (7)
7. Monica Westen, Georgia	31.86	104-5	512	4484 (2)
8. Laurie Rabideau, Wisconsin	30.22	99-2	481	3778 (8)
9. Janelle Jaspers, Iowa	27.10	88-11	422	3344 (10)
10. Jill Lancaster, Oklahoma TC	14.42	47-3 3/4	186	3857 (6)

<u>Time</u>	<u>Event Points</u>	<u>Total Points</u>
-------------	---------------------	---------------------

EVENT #7 -- 800-METERS

1. Monica Westen, Georgia	2:11.9	937	5421 (2)
2. Laurie Rabideau, Wisconsin	2:15.5	886	4664 (5)
3. Jill Lancaster, Oklahoma YC	2:18.6	843	4700 (4)
4. Bonnie Neaville, Western Illinois	2:20.4	818	4643 (8)
5. Sue Anderson, Southern Illinois	2:24.5	763	4656 (7)
6. Janelle Jaspers, Iowa	2:24.6	762	4106 (10)
7. Cathy Tyree, Purdue	2:29.1	704	5458 (1)
8. Carol Crosbie, Georgia	2:30.9	682	4148 (9)
9. Helen Stoffel, Wisconsin	2:33.0	656	4950 (3)
10. Rosie Wadman, Kansas	2:45.8	508	4663 (6)

FIRST DAY LEADERS

1. Monica Westen, Georgia, 3,207
2. Cathy Tyree, Purdue, 3,190
3. Rosie Wadman, Kansas, 2,958
4. Jill Lancaster, Oklahoma Track Club, 2,867
5. Helen Stoffel, Wisconsin, 2,846
6. Sue Anderson, Southern Illinois, 2,792
7. Bonnie Neaville, Western Illinois, 2,656
8. Laurie Rabideau, Wisconsin, 2,646
9. Janelle Jaspers, Iowa, 2,432
10. Carol Crosbie, Georgia, 2,181


1986 DRAKE RELAYS HEPTATHLON

Tuesday, April 22, and Wednesday, April 23

FINAL STANDINGS

1.	Cathy Tyree, Purdue.....	5458 **
	:14.8 (836) 1.71m 5-7½ (867) 12.62m 41-4½ (702) :25.9 (785) -- 3190 (2)	
	5.89m 19-3 3/4 (816) 44.22 - 144-1 (748) 2:29.1 (704)	
2.	Monica Westen, Georgia.....	5421
	:14.8 (836) 1.77m 5-9 3/4 (941) 11.15m 36-7 (605) :25.6 (811) -- 3207 (1)	
	5.72m 18-9½ (765) 31.86 104-5 (512) 2:11.9 (937)	
3.	Helen Stoeffel, Wisconsin.....	4950
	:15.4 (759) 1.56m 5-1½ (689) 12.05m 39-6 (664) :26.5 (734) -- 2846 (5)	
	5.79m 19-0 (786) 39.70 130-3 (662) 2:33.0 (656)	
4.	Jill Lancaster, Oklahoma Track Club.....	4700
	:14.7 (850) 1.71m 5-7½ (867) 7:08 23-2 3/4 :25.3 (838) -- 2867 (4)	
	5.85m 19-2½ (804) 14.42 47-3 3/4 (186)2:18.6 (843)	
5.	Laurie Rabideau, Wisconsin.....	4664
	:15.7 (733) 1.53m 5-0½ (655) 9.05m 29-8 (467) :25.7 (802) -- 2646 (8)	
	5.33m 17-5 3/4 (651) 30.22 99-2 (481)2:15.5 (886)	
6.	Rosie Wadman, Kansas.....	4663
	:15.3 (772) 1.71m 5-7½ (867) 11.99m 39-3 3/4 (660) :27.4 (659)-- 2958	
	5.19m 17-0½ (612) 35.68m 117-1 (585) 2:45.8 (508)	
7.	Sue Anderson, Southern Illinois.....	4656
	:15.6 (734) 1.71m 5-7½ (867) 10.39m 34-1½ (555) :27.7 (636) -- 2792 (6)	
	4.98m 16-4 (554) 33.70m 110-7 2:24.5 (763)	
8.	Bonnie Neaville, Western Illinois	4643
	:15.8 (709) 1.59m - 5-2½ (724) 9.26 - 30-4 3/4 (481) :26.4 (742) -- 2656 (7)	
	5.31m - 17-5 (645) 32.52m - 106-7 (524) 2:20.4 (818)	
9.	Carol Crosbie, Georgia	4148
	:15.8 (709) NH (0) 13.04 - 42-9½ (730) :26.4 (742) -- 2181 (10)	
	5.65 - 18-6½ (744) 33.38 - 109-6 (541) 2:30.9 (682)	
10.	Janelle Jaspers, Iowa	4106
	:16.9 (581) 1.65 - 5-5 (795) 9.28 - 30-5 (482) :28.5 (574) -- 2432 (9)	
	4.74 - 15-6½ (490) 27.10 - 88-11 (422) 2:24.6 (762)	

**New Drake Relays Record (Old Record - Jill Lancaster, Oklahoma TC, 5,393, 1985)



Specials
University - College
FRIDAY, APRIL 25, 1986

Drake Relays

77th ANNUAL DRAKE RELAYS
DRAKE STADIUM, DRAKE UNIVERSITY, DES MOINES, IOWA
FRIDAY, APRIL 25, 1986

WOMEN
UNIVERSITY & COLLEGE

FRIDAY AFTERNOON

OFFICIAL RESULTS

WEATHER: 85° - Humidity 46% - Wind out of the South at 25mph, gusting to 34mph

110-METER HIGH HURDLES, University & College Prelims

EVENT 29

HEAT # 1 (Wind - 3.9 mps against)

1. Andrew Parker	ARIZONA STATE	14.35
2. Chris Lancaster	INDIANA STATE	14.65
3. Frank Barnett	ARIZONA	14.71
4. Chris Bean	CINCINNATI	15.40
5. Bryan Barness	SOUTH DAKOTA	15.82
6. Paul Niemi	EASTERN MICHIGAN	16.04
Deric Haynes	MIDDLE TENNESSEE (Disqualified--false start)	

HEAT # 2 (Wind - 5.1 mps against)

1. Keith Talley	ALABAMA	14.20
2. Damon Polk	OKLAHOMA STATE	14.62
3. Terrance James	EASTERN MICHIGAN	15.37
4. Jack Smithback	WISCONSIN	15.43
5. Roger Decker	BRADLEY	15.64
6. Mike Auman	DOANE	15.80
Russell Adams	OKLAHOMA (Did Not Start)	

HEAT # 3 (Wind - 3.8 mps against)

1. Reyna Thompson	BAYLOR	14.55
2. Steve Kruger	WISCONSIN	14.57
3. Lamont Frazier	INDIANA	14.68
4. Tony Norris	MICHIGAN STATE	15.25
5. Mike Hintz	WISCONSIN-PLATTEVILLE	15.43
6. Aaron Johnson	RICE	15.58
7. Kevin Weber	WISCONSIN-PLATTEVILLE	15.85
Don Ailen	GRAMBLING STATE (Did Not Finish)	

HEAT # 4 (Wind 3.1 mps against)

1. Kevin McKinley	PRAIRIE VIEW	14.41
2. Doug Jones	IOWA	14.58
3. Walt Curry	IOWA STATE	15.04
4. Byron Hill	CINCINNATI	15.12
5. Joe Edwards	MORNINGSIDE	15.34
6. Joe Smith	ALABAMA	15.37
7. Eric White	NORTHERN IOWA	15.74
Gerry Guster	BAYLOR (fell)	

QUALIFIERS: Andrew Parker, Arizona State; Chris Lancaster, Indiana State; Keith Talley, Alabama; Damon Polk, Oklahoma State; Reyna Thompson, Baylor; Steve Kruger, Wisconsin; Kevin McKinley, Prairie View; Doug Jones, Iowa

4 X 1600-METER RELAY, University & College Final

EVENT 3

1.	INDIANA	16:18.36	Marty Bassett, 4:07.4; Jim White, 4:05.3; Mark Deady, 4:04.7; Terry Brahm, 4:01.0
2.	NEBRASKA	16:21.87	Gerard O'Callaghan, 4:05.8; Mark Perlinger, 4:07. Kurt Russell, 4:02.2; Jean Verster, 4:06.5
3.	ARIZONA	16:25.56	John Quade, 4:09.2; Matt Giusto, 4:03.1; Jeff Cannada, 4:05.7; Andre Woods, 4:07.6
4.	WESTERN KENTUCKY	16:46.28	Brett Kennard, Victor Ngubeni, Cam Hubbard, Philip Ryan
5.	EASTERN MICHIGAN	16:46.54	Mark Smith, P.J. Osika, Kirk Scharich, John Yates
6.	IOWA STATE	16:53.94	Jon Hoogensen, Tim Wakeland, Bob Soule, Raf Wyns
7.	BAYLOR	16:55.68	Jimmy Phillips, Steve Clark, Tom Emmons, Victor Vaten
8.	ST. THOMAS	16:58.73	Jeff Hyman, Jim Larranaga, Tom Faust, Marty Urick
9.	MINNESOTA	17:01.94	Brian Schmit, Carson Hoeft, Frank Bjorkli, Robert Miller
10.	SOUTH DAKOTA STATE	17:10.2	Joe Flannery, Paul Morgan, Brad Corots, Rod DeHaven
11.	NORTHWESTERN, Illinois	17:11.1	Bob Mau, Paul Santer, Jim Nielsen, Bob Cull
12.	MICHIGAN STATE	17:12.8	Dennis Topolinski, Mark Williamson, Mike Kavulich, Waddie Freeman
13.	MARQUETTE	17:16.2	James Orthmann, Peter Bandettini, Mike McTernan, Cary Mares
14.	NORTH CENTRAL	17:17.1	Gary Peterson, Jim Jones, Bob Pottle, Rich Scopp
15.	WISCONSIN-OSHKOSH	17:17.3	Jamie Pollard, Pete Bagnet, Bill Niederberger, Max Harn
16.	NOTRE DAME	17:17.6	Ron Markezich, Rick Mulvey, Shane O'Flaherty, Kirby Kinghorn
17.	BRADLEY	17:22.9	Mark Oberle, Tim Boyce, Rick Kruiwyk, Scott Schroder
18.	MISSOURI-ROLLA	17:23.1	John Boetlwick, Jeff Balmer, Andy Prater, Mike DeAmer
19.	WISCONSIN-STOUT	17:24.0	Todd Fox, Matt Caristiansen, Bob Hackley, Paul Bons
20.	NORTHWEST MISSOURI STATE	17:26.0	Mark VanSickle, Brian Grier, Tim Hoffman, Brad Ortmeier
21.	CINCINNATI	17:26.5	Brian Hatch, Tom Thompson, Dwight Drefs, Bret Norton
22.	WISCONSIN-STEVENS POINT	17:27.7	Don Reiter, Jim Kowalezyk, Andy Sackman, Tim Olson
23.	SIMPSON	17:29.0	Jeff Brooks, Mike Christiansen, Dave Munson, Justin Garcia
24.	LOYOLA	17:29.7	Ed Slowikowski, Ray Clifford, Bill Cull, Scott Ventura
25.	PURDUE	17:30.3	Mike Mazier, Jim Nagle, Jeff Williams, Chris Williams
26.	LORAS	17:33.2	Chris O'Donnell, Rich Tighe, Joe Boen, Brian Annis
27.	CALIFORNIA-POLY POMONA	17:34.8	Eddie Toro, Brock Vaughn, Jon Kelly, Brad Clary
28.	CENTRAL MISSOURI STATE	17:35.6	Mike Fairbanks, John Sergon, Jeff Buehrle, Ed Lunsford

4 X 1600-METER RELAY, University & College Final, Cont'd.

EVENT 3

29.	ST. JOHN'S	17:04.3	Joe Bohlke, Tim Heaney, Jeff Dvergsten, Rick Amel
30.	MANKATO STATE	17:40.6	Dave Scrabek, Dan DeNardo, Mike Schweizer, Pete Bushman
31.	NORTHERN COLORADO	17:40.7	Kevin Lee, Jay Valentine, Mike Conrath, Kevin Flinn
32.	DE PAUL	17:42.5	Eric Camplin, Joe Vogenthaler, Jeff Zona, John Krawulski
33.	AUGUSTANA, South Dakota	17:45.6	Mike McCulloch, Doug Anderson, Scott Munsen, Al Severude
34.	MACALESTER	17:48.6	Doug Christie, Kevin Corliss, Rob Maki, Dan Olson
35.	ST. CLOUD STATE	17:52.9	Scott Massmann, Jim Meyer, Andy Bahn, Colin Wolf
36.	AUGUSTANA, Illinois	17:53.1	John Pommier, Tom Krieger, Dar. Conway, Bart Bodoh
37.	WISCONSIN-EAU CLAIRE	17:53.4	John Elstad, Jim Utegaard, Dan Held, Kevin Grabau
38.	ST. OLAF	17:53.6	Tom Wagner, Ben Schmidt, Andy Hoem, Mark Brummer
39.	WESTERN ILLINOIS	17:57.4	Steve Dittrich, Tom Quinn, Jim Lane, Tim Ryan
40.	SOUTH DAKOTA	17:58.9	Matt Myers, Dan Fitzsimmons, Mark Allicock, Jeff Peteres
41.	WARTBURG	18:02.3	Kori Stoffregen, Dave Smith, Nick VanLangen, Eric Welch
42.	BETHEL	18:13.7	Matt Simpson, Scott Belton, Curt Wilken, Chris Pankratz
43.	CARLETON	18:17.8	Kirk Anderson, Joe Dudman, Chris Young, Jim Hollenberg

100-METER DASH, Women's Invitational Final

EVENT 5

(Wind - 1.7 mps against)

1.	Paulline Davis	ALABAMA	11.5
2.	Odessa Smalls	MICHIGAN STATE	11.6
3.	Jillian Forde	JACKSON STATE	11.7
4.	Angela Thacker	NEBRASKA	11.8
5.	Vivien McKenzie	IOWA	11.9
6.	Davera Taylor	IOWA	11.9
7.	Nazael Kyomo	WAYLAND BAPTIST	12.0
8.	Kris Eiring	WISCONSIN	12.2

800-METER RUN, Masters Final

EVENT 8

1.	Eric Elbel	Mt. Morris, Illinois	2:06.47
2.	Jim Braig	Dubuque, Iowa	2:06.48
3.	Don Wood	Cedar Falls, Iowa	2:06.76
4.	Noel Prussman	Muscatine, Iowa	2:07.94
5.	Frank Davis	Rock Falls, Illinois	2:08.48
6.	Ron McKay	Chariton, Iowa	2:10.02
7.	Mike Hansel	Sioux City, Iowa	2:10.14
8.	Phillip T. Lorenc	Waukegan, Illinois	2:12.94

100-METER DASH, University & Collete Prelims

EVENT 31

HEAT # 1 (Wind - 4.1 mps against)

1.	Victor Edet	MISSOURI	10.77
2.	John Simpson	BAYLOR	10.96
3.	Ray Brown	ARIZONA	10.99
4.	Elliott Hanna	IOWA STATE	11.17
5.	Melran Leach	KANSAS STATE	11.27
6.	Curtis Chung	IOWA	11.33
7.	John Dodson	INDIANA STATE	11.42
8.	Michael Dotts	CENTRAL MISSOURI STATE	11.71

HEAT # 2 (Wind - 6.9 mps against)

1.	Ronnie Hendred	CORNELL	11.04
2.	Anthony Small	NEBRASKA	11.06
3.	Jeff Williams	PRAIRIE VIEW	11.16
4.	Doug Case	NORTHERN IOWA	11.22
5.	Derrick Leonard	MICHIGAN STATE	11.34
6.	Wade Welton	SIMPSON	11.61
	Kenny Robinson	ARIZONA STATE (Disqualified - false start)	
	Dzael Jules	EASTERN MICHIGAN (Did Not Finish - fell)	

HEAT # 3 (Wind - 2.9 mps against)

1.	Robert Hackett	WISCONSIN	10.82
2.	Scott Ferguson	PRAIRIE VIEW	10.96
3.	David Rhoades	OKLAHOMA STATE	11.08
4.	Milton Henderson	JACKSON STATE	11.09
5.	Chris Walker	TEXAS A & M	11.10
6.	Tyrone Bolden	BRADLEY,	11.33

HEAT # 4

1.	Norman Edwards	GEORGIA	10.6
2.	Michael Newbold	JACKSON STATE	10.7
3.	Dana Gardner	SOUTHEAST MISSOURI STATE	10.7
4.	Borns Andama	WAYLAND BAPTIST	10.7
5.	Roscellius Pope	WAYLAND BAPTIST	10.8
6.	Derek Robinson	SOUTHEAST MISSOURI STATE	10.9
7.	Tony Ragunas	NOTRE DAME	10.9
8.	Neil Taylor	KEARNEY STATE	11.1

QUALIFIERS: Victor Edet, Missouri; John Simpson, Baylor; Ronnie Hendred, Cornell; Anthony Small, Nebraska; Robert Hackett, Wisconsin; Scott Ferguson, Prairie View; Norman Edwards, Georgia; Michael Newbold, Jackson State

4 X 100-METER RELAY, Women's Invitational Final

EVENT 11

1.	TEXAS SOUTHERN	44.88	Moslyn Soneye, Linda Eseimokumoh, Mary Onyali, Maria Usifo
2.	ALABAMA	44.90	Veronic Connally, Pauline Davis, Flor Hyacinth, Lillie Leatherwood
3.	ILLINOIS	45.66	Kim Dunlap, Angela McClatchey, Leticia Beverly, Renee Carr
4.	JACKSON STATE	46.06	Evette Thompson, Shelia Griffin, Jillian Forde, Lisa Weldon
5.	NEBRASKA	46.09	Angela Jones, Karen Kruger, Lana Cantrell, Michelle Miller
6.	WISCONSIN	46.23	Lisa Golemb, Sharon Dollins, Dorothea Brown, Kris Eiring
7.	INDIANA	46.27	Vicky Davis, Pam Morton, Karen Lewis, Adriane Diamond
8.	PURDUE	46.48	Sybil Perry, Yvonne Netterville, Jill Sias, Djuna Barnes

4 X 800-METER RELAY, J.M. Saunderson Final

EVENT 13

1.	SOUTHEAST MISSOURI STATE	7:32.87	Norm Keller, Shaun Carlile, Pedro Cacered, Brian Radle
2.	ST. THOMAS	7:37.83	Phil Herbert, Addison Kilibarda, John Murray, Mark DeFor
3.	MOORHEAD STATE	7:43.97	Jeff Streich, Steve West, Roger Thelen, Brad Milbeck
4.	LUBBOCK CHRISTIAN	7:44.82	Kenrick Williams, 1:57.5; John Uiz, 1:53.8; Mike Williams, 1:58.9; Alex Torrez, 1:55.2
5.	WISCONSIN-STEVENSON POINT	7:46.42	Steve Allison, 1:57.7; Jim Watey, 1:55.3; Mike Nelson, 1:59.9; Arnie Schraeder, 1:53.9
6.	OKLAHOMA CHRISTIAN	7:50.13	Scott Farris, 1:53.2; Don Smith, 2:04.9; Brett McKnight, 1:55.8; Brent Fowler, 1:56.2
7.	NEBRASKA WESLEYAN	7:51.37	Ron Moran, Tom Klein, Denny Danielson, Jeff Heng
8.	CENTRAL STATE	7:53.39	Mike Cherry, Rodney Buss, Don Novey, Mike Hogan
9.	AUGUSTANA , South Dakota	7:54.8	Steve Drenkow, Tim Rietveld, Terry Rietveld, Mike Meyers
10.	AUGUSTANA, Illinois	7:55.1	Kevin Rice, Kevin Soeken, Doug Schroer, Tony VanDeWalle
11.	WHEATON	7:56.0	Frank Heegaard, Tom Seagren, Mike Schaafsma, Chris Wilson
12.	SIMPSON	7:57.4	Jeff Brooks, Mike Christiansen, Kip Janvrin, Justin Garcia
13.	MIDLAND LUTHERAN	7:58.3	Tim Rolfs, Darrin Rohde, Scott Lambley, Craig Curran
14.	NORTHWEST MISSOURI STATE	7:59.2	Philip Dew, Michael Lee, Rodney Grayson, Tom Lester
15.	SOUTH DAKOTA	8:00.7	Darren Ennis, Jason Walton, Scott Peterson, Todd Poling
16.	NORTH DAKOTA STATE	8:16.1	Todd Ericksrud, Lars Smeenk, Brian Kraft, John Loegering

4 X 800-METER RELAY, Frank M. Cramer Final

EVENT 14

1.	NOTRE DAME	7:20.74	John McNelis, Robert Nobles, Jeff Vanwie, Jim Tyler
2.	BAYLOR	7:22.03	Derwin Graham, 1:48.9; Scott Buchanan, 1:51.9; Duff McDuffer, 1:50.7; Steve Horton, 1:50.5
3.	INDIANA	7:24.79	Deon Cameron, Dan Bachtel, Keith Allen, Mark Rodholm
4.	HOUSTON BAPTIST	7:25.19	Magnus Fry, 1:50.3; Sammy Shimfessel, 1:54.3; Charlie Foreman, 1:50.6; Alfredo Lahventia, 1:49
5.	ILLINOIS STATE	7:29.26	Pete Palumbo, Nave Wilson, Rici Brack, Jim Hedrick
6.	MICHIGAN STATE	7:29.46	Guy Scott, Jeff Neal, Joe Mihalic, Tim Simpson
7.	DRAKE	7:30.26	Sterling Martin, Pat Parris, Shane Baumgarner, Mike Mingo
8.	EASTERN MICHIGAN	7:32.19	Harold Harden, Francisco Pena, P.J. Osika, Brad Horton
9.	SOUTHERN CALIFORNIA	7:33.8	Joey Bunch, Eric Scharmerhorn, Melvin Heaspath, Roman Gomez
10.	NEBRASKA	7:34.9	Kurt Russell, Mike Herrell, Mark Perlinger, Regis Humphrey
11.	GRAMBLING STATE	7:35.2	Elton Jones, Hume, Ulric Graham, Charles Ross
12.	WESTERN KENTUCKY	7:38.8	Pat Alexander, Victor Ngubeni, John Thomas, Philip Ryan
13.	MINNESOTA	7:47.5	Carson Hoeft, Brian Schmit, Jim Scott, Roger Roettger
	ARIZONA (Did Not Finish)		

400-METER INTERMEDIATE HURDLES, Women's Invitational Final

EVENT 16

1.	Nawal El Moutawakel	Iowa State Track Club	55.83
2.	Leisa Davis-Knowles	OKLAHOMA STATE	56.04
3.	Justine Craig	OKLAHOMA STATE	58.39
4.	Arnita Epps	TEXAS SOUTHERN	58.84
5.	Lavonda Lockett	PRAIRIE VIEW	59.90
6.	Linetta Wilson	NEBRASKA	59.93
7.	Sybil Perry	PURDUE	59.98

400-METER INTERMEDIATE HURDLES, University & College Final

EVENT 17

1.	Charles Powell	BAYLOR	49.50
2.	Kevin McKinley	PRAIRIE VIEW	50.09
3.	Rod Guillory	WEST TEXAS STATE	50.68
4.	Bryan Leturgez	INDIANA STATE	50.86
5.	Barry Johnson	WEST TEXAS STATE	51.98
6.	Aaron Johnson	RICE	52.63
7.	Ralph Grooms	JACKSON STATE	52.7
	Steve Patterson	OKLAHOMA STATE (Disqualified - false start)	

NEW DRAKE RELAYS RECORD: 49.50 - Charles Powell, Baylor

OLD RECORD: :49.7y - Ralph Mann, Brigham Young, 1970 & :49.7 - Danny Harris, Iowa State, 19

400-METER INTERMEDIATE HURDLES, Men's Special Invitational Final

EVENT 18

1.	Danny Harris	IOWA STATE	48.28
2.	Reggie Davis	FLORIDA A & M	49.25
3.	Henry Amike	All Star International	49.53
4.	Jon Thomas	Nike Track Club	50.74
5.	Daniel Ogidi	MISSOURI	51.02
	Mark Boyd	ARIZONA STATE (Did Not Finish)	

NEW DRAKE RELAYS RECORD: :48.28 - Danny Harris, Iowa State

OLD RECORD: :48.69 - Danny Harris, Iowa State, 1985

4 X 200-METER RELAY, College Final

EVENT 20

1.	WAYLAND BAPTIST	1:22.79	Morris Egon, Alrick Munroe, Borns Andama, Devon Morris
2.	NORTH DAKOTA STATE	1:26.49	Jason Crocker, John Bodine, Steph Wieland, Gary Ryerson
3.	MISSOURI BAPTIST	1:27.05	LeTorre Sweeney, John Anderson, Tony Chatman, Larry Woodson
4.	NORTHWEST MISSOURI STATE	1:27.35	Robert Lawrence, Tony Phillip, Jarvis Redmond, Rodney Grayson
5.	OKLAHOMA BAPTIST	1:27.58	Robert Bardin, Mark Elliston, David Thompson, Kevin McGehee
6.	SOUTHEAST MISSOURI STATE	1:27.66	Earl Whiting, Carl Perkins, Shaun Jackson, Derek Robinson
7.	WILLIAM PENN	1:29.09	Joe Sales, Louis Glaspen, Tom Young, Marcus Brown
	MORNINGSIDE (Did Not Finish)		

4 X 200-METER RELAY, University Final

EVENT 21

1.	GEORGIA	1:21.19	Manley Waller, Neal Jessie, Gary Duncan, Stanley Blalock
2.	MISSISSIPPI STATE	1:21.59	Wayne Banks, Ronnie Dennis, Sidney Braddy, Lorenzo Daniel
3.	ALABAMA	1:22.69	Greg Richardson, Keith Talley, Larry Cantrell, Alfonzo Henson
4.	PRAIRIE VIEW	1:22.73	Scott Ferguson, Fulton Nails, Jeff Williams, Cedric Jones
5.	WESTERN ILLINOIS	1:26.64	Chris Chatman, Mike Stevenson, Derrick Golden, Craig Taylor
	GRAMBLING STATE (Disqualified - #4 out of zone)		
	MIDDLEE TENNESSEE (Did Not Finish)		

5000-METER RUN, Men's Invitational Final

EVENT 22

1.	Peter McColgan	ALABAMA	13:53.0
2.	Keith Hanson	MARQUETTE	14:05.8
3.	Jon Warren	RICE	14:09.8
4.	Steve Lacy	New Balance Track Club	14:10.4
5.	Jeff Jacobs	ILLINOIS	14:13.5
6.	Dave Reid	ALABAMA	14:20.8
7.	Trey Harrison	WICHITA STATE	14:27.2
8.	Jim Herberg	OKLAHOMA	14:29.0
9.	Bob Stolz	PURDUE	14:30.7
10.	Todd Moxley	WHEATON	14:34.3
11.	Dan Johns	EASTERN MICHIGAN	14:37.8

5000-METER RUN, Men's Invitational Final, Cont'd.

EVENT 22

12.	Dan Waters	IOWA	14:48.1
13.	Dan Riley	INDIANA STATE	14:48.8
14.	Steve Clark	BAYLOR	14:49.6
15.	Chris Novak	PURDUE	15:06.3
	Bryan Carroll	KANSAS STATE (Did Not Finish)	
	Curt Shelman	Inner America Racing Team (Did Not Finish)	
	Dan Fisher	ARIZONA STATE (Did Not Finish)	
	Jim Knudsen	KANSAS STATE (Did Not Finish)	
	Cameron Hubbard	WESTERN KENTUCKY (Did Not Finish)	

4 X 400-METER RELAY, Dr. Channing Smith College Prelims

EVENT 56

HEAT # 1

1.	WAYLAND BAPTIST	3:11.19	Dennis Moore, 48.1; Carlos Reynolds, 47.5; Patrick Nwanguzo, 48.7; Devon Morris, 46.8
2.	AUGUSTANA, Illinois	3:16.89	Ken Harris, Dennis Fraikes, Darin Davis, Leland Stanford
3.	WILLIAM PENN	3:17.61	Roy Moorman, Mike Richards, Rich Freland, Rich Pena
4.	LORAS	3:17.61	Tom Thomsen, Dave Foecking, Sterling Moss, Mark Mehlbergar
5.	ST. THOMAS	3:18.06	Tony Fruci, John Murray, Phil Herbert, Rich Harkwell
6.	NORTH DAKOTA	3:21.42	Jeff Zander, Bob Cunningham, Brad Graf, Bryan Greenwood
7.	OKLAHOMA BAPTIST	3:23.98	David Thompson, Robert Bardin, Brock Smith, Kevin McGehee
8.	DORDT	3:27.1	Kenton Kamp, Kyle Beran, Kevin Veenstra, Jim Veenstra

HEAT # 2

1.	CENTRAL STATE	3:15.52	Doug Gonzales, 47.1; Mike Cherry, 47.6; Juan McCarroll, 50.4; Keith Singleton, 48.0
2.	DOANE	3:15.79	Jeff Hageman, 49.9; Scott Larson, 49.9; Brent Harsin, 48.4; Gregg Larson, 47.5
3.	MOORHEAD STATE	3:16.13	Keith Barnier, 50.4; Jim Rosemurgy, 49.6; Pete Tomhave, 48.1; Brad Milbeck, 48.0
4.	ST. OLAF	3:16.22	Kenn Sturtz, 51.2; Steve Mathre, 49.9; Todd Prieve, 48.0; Rich Kleber, 47.1
5.	NORTHWESTERN, Iowa	3:20.47	Tim Aberson, Tony Anderson, Doug Veldeer, Doug Abel
6.	COE	3:26.24	Todd Brissey, Charles Davis, Thomas Atak, Kevin Astor

4 X 400-METER RELAY, Dr. Channing Smith College Prelims, Cont'd.

EVENT 56

HEAT # 3

1. LUBBOCK CHRISTIAN	3:15.05	Armstrong Williams, 48.9; Eli Turner, 49.2; Mike Marshall, 49.0; Shelon Didier, 47.9
2. SOUTH DAKOTA	3:18.91	Kirk Hoefling, 50.4; Darren Ennis, 49.6; Al Burns, 49.1; Courtner Clayborne, 49.9
3. AUGUSTANA, South Dakota	3:19.64	Jeff Meimen, Jay Anderson, Richard Wright, Mike Murphy
4. NORTH DAKOTA STATE	3:24.46	Jason Crocker, 50.7; Greg Reiersen, 51.6; Nathan Cooper, 51.2; Steph Weiland, 50.9
5. MONMOUTH	3:27.76	Tim Wolf, Jerry Clark, John Clingan, Brian Moss
6. MORNINGSIDE	3:28.45	John Wieland, Nick Voter, Joe Keitges, Greg Baldwin
7. HEIDELBERG	3:30.2	John Kashubeck, Tilmann Scheffner, Vance Vair, Rob Ellingson
8. BUENA VISTA	3:38.4	John Jamison, Pat Ryherd, Jaymie Bral, Mark Kramer

HEAT # 4

1. HASTINGS	3:18.20	Andre Sanders, Jeff Mages, Billy Lloyd, Tony Schneider
2. HAMLINE	3:18.83	Ken Rothenberger, Brad McCalla, Bill Singer, Brent Langford
3. NORTHEAST MISSOURI STATE	3:19.14	Mike Shelton, 49.2; Wally Sparks, 51.6; Terrence Andrews, 50.0; Chuck Simmons, 48.4
4. MISSOURI BAPTIST	3:19.56	Tony Chatman, 50.3; Gene Pitman, 49.9; Larry Wilson, 50.2; Anthony Leeks, 49.1
5. NORTH CENTRAL	3:20.76	Brian Lamb, 50.3; Dennis Piron, 49.2; Joe Plutz, 50.5; Dan Baker, 50.7
6. GRINNELL	3:27.92	Rob Parker, 51.9; Darrell Scott, 52.5; Walt Maley, 51.7; Paul McCombs, 51.8
7. WESTMAR	3:28.55	Ray Jobst, Trent Quick, Todd Thompson, Jeff Wink

HEAT # 5

1. NORTHWEST MISSOURI STATE	3:17.55	Tony Phillip, 49.9; Robert Lawrence, 48.3; Tom Lester, 49.7; Rodney Grayson, 49.6
2. ST. CLOUD STATE	3:20.82	Colin Wolf, 51.5; Bob McGrath, 50.2; Tim Peery, 50.3; Derrick Newton, 48.8
3. ST. JOHN'S	3:21.15	Greg Dudziak, Reik Anderson, David Wright, Jeff Fink
4. WISCONSIN-STEVENS POINT	3:21.50	Peter Larson, 51.6; Jim Watey, 50.4; Steve Allison, 50.4; Ric Perona, 49.1
5. SOUTH DAKOTA STATE	3:24.21	Doug Brunkow, 51.6; Myron Friesen, 49.7; Dave Wik, 52.1; Vernon Holber, 50.8
6. WARTBURG	3:26.70	Eric Engelby, Craig Sesker, Bob Brandt, Todd Sanford
7. IOWA WESLEYAN	3:40.2	David Rozendaal, Charles Grim, Joe Hundebly, Dave Clarahan

QUALIFIERS: Wayland Baptist, Central State, Lubbock Christian, Hastings, Northwest Missouri State, Doane, Moorhead State, St. Olaf

4 X 400-METER RELAY, John L. Griffith University Prelims

EVENT 57

HEAT # 1

1.	JACKSON STATE	3:09.88	Michael Worrell, 48.0; Ronald Whitsett, 47.2; Michael Newbold, 48.0; Oslan Barr, 46.7
2.	MICHIGAN STATE	3:09.93	Marvin Parnell, 47.1; Derrick Coleman, 48.7; Dennis Felton, 47.9; Guy Scott, 46.2
3.	EASTERN MICHIGAN	3:10.44	Ed Hughes, 47.8; Harold Harden, 47.2; Jeff Smith, 48.9; Carl Johnson, 46.5
4.	WESTERN ILLINOIS	3:13.10	Ulysses Dantzler, DuBois McDavis, Derrick Golden, Frank Stacy
5.	WISCONSIN	3:21.05	Michael Themar, 49.1; Fred Chepyator, 47.6; Tobin Anderson, 49.8; David Smith, 54.5

HEAT # 2

1.	OKLAHOMA	3:06.67	Steve Brown, 47.3; Lamont Harris, 45.9; Kevin Young, 46.7; Aubrey Jones, 46.7
2.	IOWA	3:08.76	Curtis Chung, 47.7; Kenny Williams, 46.3; Harold Leonard, 46.9; Paul Steele, 47.8
3.	INDIANA STATE	3:10.65	Bryan Leturgez, 48.4; Darrow Ramsey, 47.8; Jeffrey Rudolph, 47.6; Larry Ashipa, 46.8
4.	MARQUETTE	3:18.63	Phil Rose, Kevin Jakopin, Pat Weas, Bob Arvidson
5.	DE PAUL	3:22.30	Dale Tobias, Kerry Sloan, Derrick Baker, Brian Scerba

HEAT # 3

1.	BAYLOR	3:05.45	Darnell Chase, 46.9; Raymond Pierre, 46.1; Derwin Graham, 46.2; Johnny Thomas, 46.2
2.	PRAIRIE VIEW	3:09.65	Felton Nails, 47.4; Eric Pogue, 46.2; Kevin McKinley, 48.0; Lance Greene, 48.0
3.	OKLAHOMA STATE	3:10.00	Damon Polk, 47.6; David Rhodes, 47.1; Steve Patterson, 47.1; Dave Williams, 48.2
4.	DRAKE	3:14.40	Derek Kilstrom, 48.5; Shane Bumgarner, 46.6; Greg Hennessy, 49.4; Dan Cleveland, 49.9
5.	AKRON	3:20.76	Dave Grassie, Mark Raia, Mike Flachart, Paul Rickey

HEAT # 4

1.	ILLINOIS	3:06.93	Rod Tolbert, 48.9; Lee Bridges, 45.8; Kevin Brooks, 46.4; Tim Simon, 45.8
2.	ALABAMA	3:07.27	Larry Cantrell, 47.3; Tony Gines, 47.7; Sylvester Davis, 46.2; Alfonzo Henson, 46.0
3.	IOWA STATE	3:09.31	Derrell Polk, 49.7; Leroy Dixson, 44.8; Patrick Cheruiyot, 48.0; Mark Thomas, 46.8
4.	NORTHERN IOWA	3:13.91	Brooks Glasnapp, 49.8; Jeff Burris, 45.9; Eric White, 48.7; Jim Grebin, 49.5
5.	PURDUE	3:18.98	Sam Stotts, Terry Jackson, Doug Peterson, Jim Nagle

QUALIFIERS: Jackson State, Michigan State, Oklahoma, Iowa, Baylor, Prairie View, Illinois, Alabama

77th ANNUAL DRAKE RELAYS

DRAKE STADIUM, DRAKE UNIVERSITY, DES MOINES, IOWA

FRIDAY, APRIL 25, 1986

WOMEN
UNIVERSITY & COLLEGEFRIDAY MORNINGOFFICIAL RESULTS

WEATHER REPORT: 70° - Humidity 74% - Wind out of the South at 15mph

NOTE: Results are on accutrack timer unless otherwise noted by an "h".

400-METER INTERMEDIATE HURDLES, University & College, Prelims

EVENT 17

HEAT # 1

1. Kevin McKinley	PRAIRIE VIEW	50.97
2. Steve Patterson	OKLAHOMA STATE	51.28
3. Gerry Guster	BAYLOR	52.96
4. Darrell Buckley	RICE	54.24
5. Paul Niemi	EASTERN MICHIGAN	54.98
6. Pat Weas	MARQUETTE	54.99
7. Brian Barness	SOUTH DAKOTA	55.61
Glen Williams	EASTERN MICHIGAN (Did Not Finish)	

HEAT # 2

1. Bryan Leturgez	INDIANA STATE	51.52
2. Aaron Johnson	RICE (RIC)	52.24
3. Patrick Cherviyot	IOWA STATE	52.66
4. Don Smith	OKLAHOMA CHRISTIAN	53.13
5. Kerry Sloan	DE PAUL	53.86
6. Sylvester Davis	ALABAMA	53.89
7. Phil Rose	MARQUETTE	55.97
Marvin Parnell	MICHIGAN STATE (Disqualified--trail leg--ran 54.42)	

HEAT # 3

1. Charles Powell	BAYLOR	51.51
2. Barry Johnson	WEST TEXAS STATE	52.28
3. Dan Cleveland	DRAKE	52.34
4. John Bryne	ARIZONA	54.90
5. Eric White	NORTHERN IOWA	55.23
6. Jon Hawley	MOORHEAD STATE	55.24
7. Craig Glazier	SOUTH DAKOTA	56.29

HEAT # 4

1. Rod Guillory	WEST TEXAS STATE	56.37
2. Ralph Grooms	JACKSON STATE	52.90
3. Jay Williams	IOWA STATE	54.16
4. Ric Perona	WISCONSIN-STEVENSON POINT	54.24
5. Byron Hill	CINCINNATI	55.59
6. Keith Barnier	MOORHEAD STATE	56.37
7. Mike Anton	ST. AMBROSE	56.93

QUALIFIERS: Kevin McKinley, Prairie View; Steve Patterson, Oklahoma State; Bryan Leturgez, Indiana State; Aaron Johnson, Rice; Charles Powell, Baylor; Barry Johnson, West Texas State; Rod Guillory, West Texas State; Ralph Grooms, Jackson State

4 X 100-METER RELAY, College Prelims

EVENT 38

HEAT # 1

1.	WAYLAND BAPTIST	40.62	Morris Egon, Alrick Munroe, Carlos Reynolds Devon Morris
2.	DOANE	42.45	Dexter Roberson, Jeff Hageman, Jeff Hecker, Brent Harsin
3.	WILLIAM PENN	42.70	Joe Sales, Louis Glasper, Rich Pena, Marcus Brown
4.	NORTH DAKOTA	43.01	Mike Labine, Bryan Greenwood, Bert Burkholder, Chuck Torrance
5.	HAMLIN	43.35	Ralph Tuff, Brad McCally, Dave Hawkingson, Ken Rothenberger
6.	AUGUSTANA, Illinois	43.86	Dan Biven, Dennis Fraikes, Darin Davis, Phil Hodgkinson
7.	WARTBURG	44.6	Garry Creed, Todd Nicholson, Craig Sesker, Tony Harris

HEAT # 2

1.	SOUTHEAST MISSOURI STATE	41.4	Derke Robinson, Dana Gardner, Tony Lewis, Shaun Jackson
2.	NORTHWEST MISSOURI STATE	42.2	Robert Lawrence, Tony Phillip, Jarvis Redmond, Phil Brooks
3.	LORAS	42.6	Sterling Moss, Dave Foecking, Scott Ganshirt, Barry Harris
4.	ST. OLAF	42.8	Jeff Vance, Rich Kleber, Erick Johnson, Todd Prieve
5.	WESTMAR	44.8	Larry Uhl, Jeff Wink, Chris McPartland, Ray Jobst

HASTINGS (Did Not Finish)

GRACELAND (Disqualified--1-2 out of zone--ran 43.5)

HEAT # 3

1.	CALIFORNIA-POLY POMONA	41.6	Charles Wilson, Kevin Jones, Jeff Williams, Vince Steward
2.	MORNINGSIDE	42.3	Morgan Walker, Darrell Thomas, Nya Kadenge, Todd Smith
3.	CORNELL	43.0	Ronnie Hendred, John Stimson, Ric Pearson, Dave Hughs
4.	CENTRAL	43.1	Jeff Buseman, Tom Dirksen, Paul Langel, Glen Norwood
5.	ST. THOMAS	43.3	Neal Guggemos, John Seibel, Chris Larson, Rich Markwell
6.	CARLETON	43.6	Rick Bollin, Mike Birnbaum, Mark Winston, Reed Smoller
7.	HEIDELBERG	44.7	Scott Brown, Don Short, Rob Ellinson, Chris Brown

HEAT # 4

1.	NORTHERN COLORADO	41.9	Robert Pardon, Vince Miller, Emanuel Meyers, Eric Oglesby
2.	NORTHEAST MISSOURI STATE	42.3	Chuck Simmons, Kelly Marsengill, Dave Pinkerton, Rodney Scott
3.	AUGUSTANA, South Dakota	43.6	Mark Ericksrud, Jay Anderson, Richard Wright, Mike Murphy

4 X 100-METER RELAY, College Prelims, Cont'd.

EVENT 38

HEAT # 4, Cont'd.

4.	ST. JOHN'S	44.6	David Wright, Jeff Fink, Bob O'Connor, Pete Schmidt
5.	GRINNELL	44.8	Wall Maley, John Beaver, Dave Jones, Darrell Scott
	ST. CLOUD STATE (Did Not Finish)		
	NORTH DAKOTA STATE (Did Not Finish)		

HEAT # 5

1.	MISSOURI BAPTIST	42.0	John Anderson, Letorne Sweeney, Tony Chatman, Larry Woodson
2.	SOUTH DAKOTA STATE	42.3	Chad Hilton, Wade Hoffman, Mark McConnell, Doug Brunkow
3.	CENTRAL MISSOURI STATE	42.5	Jimmie Rocquemore, Michael Dotts, Terry Thompson, Danny Holland
4.	CENTRAL STATE	42.7	Roy Mendenhall, Darien Galloway, Juan McCarroll, Doug Gonzales
5.	NORTH CENTRAL	43.4	Terrence Jordan, Curtis Hudson, Mark Browning, Clint Mobley
6.	COE	44.2	Todd Brissey, Roger Oberfoell, Charles Davis, Ed Petsche
7.	BETHEL	44.2	Layne LaFrombuis, Roy Lucas, Eric Pernes, Micket Barnes

QUALIFIERS: Wayland Baptist, Southeast Missouri State, California-Poly Pomona,
Northern Colorado, Missouri Baptist, Northwest Missouri State, Normingside, South Dakota

4 X 100-METER RELAY, University Prelims

EVENT 39

HEAT # 1

1.	MISSOURI	40.48	Victor Edet, Daniel Ogidi, John Okoye, Chidi Imoh
2.	RICE	40.82	Williston Stinson, John Brattlof, Byron Justice, Patrick Gordon
3.	INDIANA	41.06	Kevin Martin, Lamont Frazier, Dezi Douglas, Albert Robinson
4.	WESTERN ILLINOIS	42.06	Chris Chatman, Mike Stevenson, DuBois McDavis, Craig Taylor
	MISSISSIPPI STATE (Dropped baton 2-3)		

HEAT # 2

1.	BAYLOR	40.09	Darnell Chase, Johnny Thomas, John Simpson, Raymond Pierre
2.	PRAIRIE VIEW	40.49	Jeff Williams, Scott Ferguson, Eric Pogue, Cedric Jones
3.	ARIZONA	40.88	Willie Bell, Frank Barnett, Lucius Miller, Ray Brown
4.	MARQUETTE	43.89	Pat Weas, Tracy Brown, Phil Rose, Kevin Jakopin
	DRAKE (Disqualified)		

4 X 100-METER RELAY, University Prelims, Cont'd.

EVENT 39

HEAT # 3

1. GEORGIA	40.01	Neal Jessie, Manley Waller, Stanley Blalock, Norman Edwards
2. MIDDLE TENNESSEE	40.16	Malcolm Branham, Eric Haynes, Bobby Ellis, Dwight Johnson
3. JACKSON STATE	40.72	Ronald Whitsett, Milton Henderson, Michael Newbold, LeRoy Claiborne
4. AKRON	43.63	Paul Rickey, Mark Raia, Dave Grassie, Mike Flachart
INDIANA STATE (Did Not Finish)		

HEAT # 4

1. ARIZONA STATE	39.87	Chip Rish, Andrew Parker, Mark Senior, Kenny Robinson
2. ALABAMA	39.88	Greg Richardson, Alfonzo Henson, Larry Cantrell, Keith Talley
3. EASTERN MICHIGAN	40.71	Bruce McDuffie, Dazel Jules, Willie Jenkins, Jeff Smith
4. GRAMBLING STATE	40.92	Mike Johnson, Charles Tyler, Willie Williams, Dereck George
5. BRADLEY	41.50	Scott Thoms, Brian Radke, Tyronne Bolden, Todd Crawford
6. DE PAUL	43.22	Kerry Sloan, Tracy Geary, Mark Gant, Dale Tobias

QUALIFIERS: Missouri, Rice, Baylor, Prairie View, Georgia, Middle Tennessee, Arizona State, Alabama

4 X 100-METER RELAY, Women's Invitational Prelims

EVENT 11

HEAT # 1

1. TEXAS SOUTHERN	44.99	Moslyn Soneye, Linda Eseimokumoh, Mary Onyali, Maria Usifo
2. INDIANA	46.01	Vicky Davis, Pam Morton, Karen Lewis, Adriane Diamond
3. PURDUE	46.06	Sybil Perry, Yvonne Netterville, Jill Sias, Djuna Barnes
4. IOWA STATE	47.84	Natasha Thomas, Eleanor Murry, Jacqui Parker, Teresa Rione
5. BRADLEY	49.35	Charlene Dewey, Angella Ferrell, Tricia Dahlquis, Cheris Redden
WYALAND BAPTIST (Did Not Finish)		

HEAT # 2

1. ALABAMA	45.60	Veronica Connally, Pauline Davis, Flora Hyacinth, Lillie Leatherwood
2. WISCONSIN	45.82	Lisa Colemb, Sharon Dollins, Dorothea Brown, Kris Eiring
3. NEBRASKA	45.93	Angela Jones, Karen Kruger, Lana Cantrell, Angela Thacker
4. MICHIGAN STATE	46.34	Odessa Smalls, Connie Burnett, Sherry Tree, Joanna Childress
5. LINCOLN	47.55	Cynthia Collier, Stacey Finney, Shernell Pinkston, Kim Jefferson
6. NORTHEAST MISSOURI STATE	49.6	Sharon Thiel, LeRae Olds, Karen Bastert, Teri Gipple

4 X 100-METER RELAY, Women's Invitational Prelims, Cont'd.

EVENT 11

HEAT # 3

1. ILLINOIS	45.93	Kim Dunlap, Angela McClatchey, Leticia Beverly, Renee Carr
2. JACKSON STATE	46.10	Evette Thompson, Shelia Griffin, Jillian Forde, Lisa Weldon
3. PRAIRIE VIEW	46.95	Norrie McAfee, Pattie Harris, Wanda Clay, Evan Williams
4. SOUTHERN ILLINOIS	47.00	Brenda Beatty, Darcie Stinson, Kathy Raske, Denise Blackman
5. MIDLAND LUTHERAN	48.86	Sarah Hoffner, Sandy Andrews, Sonia Moore, Melody Robinson
6. MANKATO STATE	49.10	Shelly Johnson, Diane Oolman, Sue Harman, Rachel Averbek

QUALIFIERS: Texas Southern, Indiana, Alabama, Wisconsin, Illinois, Jackson State, Nebraska, Purdue

4 X 200-METER RELAY, College Prelims

EVENT 20

HEAT # 1

1. WAYLAND BAPTIST	1:24.04	Morris Egon, Alrick Munroe, Borns Andama, Devon Morris
2. MORNINGSIDE	1:26.96	Morgan Walker, Darrell Thomas, Kya Kadenge, Todd Smith
3. NORTH CENTRAL	1:29.97	Terrence Jordan, Curtis Hudson, Dennis Piron, Clint Mobley
4. HAMLINE	1:30.14	Ralph Tuff, Brad McCalla, Ray Goodwin, Ken Rothenberger
5. GRACELAND	1:30.86	Shawn Watt, Ken Pugh, Todd Blythe, Al Ross
6. ST. JOHN'S	1:32.48	Pete Schmidt, Jeff Fink, Bob O'Connor, Mike Cronin

SOUTH DAKOTA (Disqualified--#4 took baton before zone--ran 1:30.27)

HEAT # 2

1. SOUTHEAST MISSOURI STATE	1:29.13	Earl Whiting, Carl Perkins, Shaun Jackson, Derek Robinson
2. WILLIAM PENN	1:29.87	Rick Pena, Mike Richard, Tom Young, Marcus Brown
3. CORNELL	1:30.03	Ronnie Hendred, John Stimson, Ric Pearson, Rob Deakin
4. SOUTH DAKOTA STATE	1:30.65	Chad Hilton, Doug Brunkow, Dave Wik, Myron Freisen
5. GRINNELL	1:32.77	Walt Maley, John Beaver, Dave Jones, Darrell Scott

HASTINGS (Disqualified--2-3 out of zone)

NORTH DAKOTA STATE (Did Not Finish)

4 X 200-METER RELAY, College Prelims, Cont'd.

EVENT 20

HEAT # 3

1.	NORTHWEST MISSOURI STATE	1:27.64	Robert Lawrence, Tony Phillip, Jarvis Redmond, Phil Brooks
2.	MISSOURI BAPTIST	1:27.83	LeTorre Sweeney, John Anderson, Tony Chatman, Larry Woodson
3.	LORAS	1:29.54	Sterling Moss, Don Stubbs, Dave Foecking, Barry Harris
4.	CENTRAL MISSOURI STATE	1:30.18	Jimmie Rocquemore, Michael Dotts, Terry Thompson, Tim Clark
5.	NORTHEAST MISSOURI STATE	1:30.32	Chuck Simmons, Terrence Andrews, Kelly Marsengill, Dave Pinkerton
6.	WESTMAR	1:34.78	Ray Jobst, Chris McPartland, Todd Thompsen, Jeff Wink
	CALIFORNIA-POLY POMONA (Did Not Finish)		

HEAT # 4

1.	NORTH DAKOTA STATE	1:27.51	Jason Crocker, John Bodine, Steph Weiland, Greg Reierson
2.	OKLAHOMA BAPTIST	1:28.64	Robert Bardin, Mark Elliston, David Thompson, Kevin McGehee
3.	CENTRAL STATE	1:28.98	Roy Mendenhall, Darien Galloway, Dallas Tice, Doug Gonzales
4.	ST. CLOUD STATE	1:29.46	Jack Trinnin, Preston Harmon, Dave Rarick, Derrick Newton
5.	CONCORDIA, Nebraska	1:31.57	Keith Evans, Chuck Kapayo, Levon Hooks, Chris Bodley
6.	AUGUSTANA, Illinois	1:32.29	Dan Biver, Dennis Fraikes, Phil Hodgkinson, Tom Krieger
	NORTHERN COLORADO (Disqualified--2-3 out of zone--ran 1:28.59)		

QUALIFIERS: Wayland Baptist, Morningside, Southeast Missouri State, William Penn, Northwest Missouri State, Missouri Baptist, North Dakot State, Oklahoma Baptist

4 X 200-METER RELAY, University Prelims

EVENT 21

HEAT # 1

1.	MISSISSIPPI STATE	1:23.76	Wayne Banks, Lorenzo Daniel, Sidney Braddy, Ronnie Dennis
2.	ALABAMA	1:24.02	Greg Richardson, Keith Talley, Larry Cantrell, Alfonzo Henson
3.	MIDDLE TENNESSEE	1:25.07	Dale Rhodes, Bobby Ellis, Perald Ellis, Dwight Johnson
4.	WESTERN ILLINOIS	1:27.62	Chris Chatman, Mike Stevenson, Derrick Golden, Craig Taylor
5.	AKRON	1:30.89	Dave Grassie, Mike Flachart, Frank Laury, Mark Raia
	DRAKE (Did Not Finish)		

4 X 200-METER RELAY, University Prelims, Cont'd.

EVENT 21

HEAT # 2

1. GEORGIA	1:22.88	Manley Waller, Neal Jessie, Gary Duncan, Stanley Blalock
2. PRAIRIE VIEW	1:23.62	Scott Ferguson, Felton Nails, Jeff Williams, Cedrick Jones
3. GRAMBLING STATE	1:24.59	Dereck George, Charles Tyler, Willie Williams, Mike Johnson
4. EASTERN MICHIGAN	1:24.90	Bruce McDuffie, Dazel Jules, Willie Jenkins, Jeff Smith
5. BRADLEY	1:29.69	Scott Thoms, Ted Wiltshire, Roger Dieker, Brian Radke
DE PAUL (Did Not Finish)		

QUALIFIERS: Mississippi State, Alabama, Middle Tennessee, Western Illinois, Georgia, Prairie View, Grambling State, Eastern Michigan

4 X 400-METER RELAY, Jim Duncan Invitational

EVENT 55

HEAT # 1

1. SOUTHERN ILLINOIS	3:36.2	Dora Kyriacou, Carlon Blackman, Angie Nunn, Denise Blackman
2. JACKSON STATE	3:36.4	Dawn Salazar, 55.5; Marlene Jack, 53.9; Jilliam Forde, 52.8; Adina Valdez, 54.2
3. NEBRASKA	3:36.4	Belvia Moody, 55.4; Lana Cantrell, 56.1; Michelle Milling, 52.5; Linetta Wilson, 52.8
4. PURDUE	3:40.5	Toni Midderhoff, 54.6; Rhonda Phillips, 56.3; Angela Goodman, 54.4; Hill Sias, 55.2
5. EASTERN ILLINOIS	3:50.9	Lorry Plutz, Bev Thomas, Lauren Lunch, Tracy Olawumi
6. SOUTH DAKOTA	4:00.0	Janet Intveld, Molly Heppner, Joan Dailey, Paula Kenney
7. BRADLEY	4:02.4	Charlene Dewey, Lynn Mueller, Tricia Dahlquist, Cheris Redden

HEAT # 2

1. ILLINOIS	3:38.3	Kim Dunlap, 54.4; Renee Carr, 55.2; Yvonne Oldham, 54.6; Shirley Bodden, 54.1
2. INDIANA	3:39.2	Vicky Davis, 55.4; Pam Morton, 56.3; Karen Lewis, 55.2; Adriane Diamond, 52.3
3. PRAIRIE VIEW	3:41.9	Cathy Taylor, 57.2; Norrie McAfee, 54.6; Sandra Latham, 55.4; Lavonda Lockett, 54.7
4. BAYLOR	3:48.4	Suzette Scott, Sonja Lowell, Gatha Jimerson, LaTressia Holliman
5. MICHIGAN STATE	3:48.6	Sherry Tree, Connie Burnett, Melody Prunty, Cynthia Dixon
6. DOANE	3:55.7	Val Brown, Regan TenBensel, Gina Jochim, Kathy Waggoner
7. NORTHWESTERN	3:59.7	Vonda Velgersdyk, Nancy Walhof, Renee Hegstad, Teri VanWechel

4 X 400-METER RELAY, Jim Duncan Invitational

EVENT 55

HEAT # 3

1. TEXAS SOUTHERN	3:35.7	Sadia Sowumni, 52.9; Arnita Epps, 55.9; Alice Bell, 54.4; Maria Usifo, 52.5
2. ALABAMA	3:36.1	Veronica Connally, 56.4; Flora Hyacinth, 54.5; Lillie Leatherwood, 50.9; Evelyn Adiru, 54.3
3. WAYLAND BAPTIST	3:41.1	Reater Golston, 55.3; Donita Perry, 56.1; Florence Ushieagu, 56.1; Althea Thomas, 53.6
4. DRAKE	3:50.8	Debbie Kreibick, Nancy Thomas, Sheila Haugh, Ann Cochran
5. LINCOLN	3:56.3	Regina Williams, Cynthia Collier, Shernell Pinkston, Patricia Williams
6. NORTHEAST MISSOURI STATE	4:00.1	Sharon Thiel, Diane Spading, Janet Morlan, Leigh Earle

QUALIFIERS: Southern Illinois, Jackson State, Illinois, Indiana, Texas Southern, Alabama, Nebraska, Purdue

SPRINT MEDLEY RELAY, University Prelims

EVENT 48

HEAT # 1

1. MISSOURI	3:16.56	Chidi Imoh; Victor Edet; John Okoye, 46.1; Chris Sylvan, 1:47.5
2. ILLINOIS	3:17.44	Rod Tolbert; Lee Bridges; Tim Simon, 45.4; Kevin Brooks, 1:49.8
3. EASTERN MICHIGAN	3:21.65	Willie Jenkin; Jeff Smith; Carl Johnson, 46.2; Brad Horton, 1:53.3
4. NORTHERN IOWA	3:24.67	Doug Case; Jim Duea; Brooks Glasnapp, 47.4; Jeff Burris, 1:53.6
5. NOTRE DAME	3:25.69	Tony Ragunas, Phil Gilmore, Van Parcy, David Warth
6. MIDDLE TENNESSEE	3:26.03	Deric Haynes, Mike Pittman, James Duhart, Jerry Malone
7. BRADLEY	3:34.30	Scott Thoms, Ted Wiltshire, John McConnell, Rick Lingenfelter

HEAT # 2

1. JACKSON STATE	3:20.60	Ronald Whitsett; Michael Newbold; Michael Worrell, 47.4; Oslan Barr, 1:49.0
2. GRAMBLING STATE	3:21.73	Dereck George; Willie Williams; Charles Ross, 47 Hume Jacobs, 1:51.8
3. WISCONSIN	3:28.34	Michael Themar; David Smith; Tobin Anderson, 50.7 Fred Chepyater, 1:52.4
4. MARQUETTE	3:28.37	Tracy Brown, Phil Rose, Kevin Jakopin, Tim Robinson
5. WESTERN ILLINOIS	3:34.56	DuBois McDavis, Emmett Emery, Frank Stacy, Travis Johnson

PURDUE (Disqualified--1-2 out of zone--ran 3:33.92)

RICE (Did Not Finish)

SPRINT MEDLEY RELAY, University Prelims, Cont'd.

EVENT 48

HEAT # 3

1. DRAKE	3:19.69	Skeet Spotser; Darnell Harris; Duane Bryght, 46.1; Pat Parris, 1:50.6
2. ARIZONA	3:20.00	Ray Brown; Lusius Miller; Michael Davidson, 47.2; Roderick Clarke, 1:49.9
3. PRAIRIE VIEW	3:20.54	Jeff Williams; Scott Ferguson; ERIC Pogue, 45.9; Jerry Tyler, 1:51.4
4. INDIANA STATE	3:21.29	John Dodson, Jeffrey Rudolph, Larry Ashipa, Glen Richie
5. IOWA	3:21.65	Curtis Chung; Harold Leonard; Kenny Williams, 47.6; Bill Thiesen, 1:50.3
6. MICHIGAN STATE	3:26.8	Derrick Leonard, Marvin Parnell, Dennis Felton, Derrick Coleman
7. DE PAUL	3:41.0	Tracy Geary, Brian Scerba, Tim McGuire, Ted Pastva

QUALIFIERS: Missouri, Illinois, Jackson State, Grambling State, Drake, Arizona, Prairie View, Indiana State

SPRINT MEDLEY RELAY, College Prelims

EVENT 47

HEAT # 1

1. WAYLAND BAPTIST	3:22.19	Roscellius Pope; Carlos Reynolds; Dennis Moore, 47.0; Paul Dressen, 1:52.2
2. NORTH DAKOTA STATE	3:28.94	Jason Crocker; John Bodine; Greg Reiersen, 49.2; Todd Ericksrud, 1:56.0
3. CARLETON	3:29.11	Rick Bollin, Mike Birnbaum, Mark Winston, Dan Casper
4. SIMPSON	3:33.95	Wade Welton, Kip Janvrin, Anders Sjostedt, Kevin Drake
5. ST. JOHN'S	3:35.05	David Wright, Reik Anderson, Greg Dudziak, Paul Cornelison
6. HEIDELBERG	3:38.44	Chriss Brown, Rob Ellingson, Vance Vair, Tillmann Scheffner

WISCONSIN-STEVENS POINT (Did Not Finish)

HEAT # 2

1. DOANE	3:22.86	Jeff Hecker; Jeff Hageman; Brent Harsin, 47.7; Gregg Larson, 1:51.0
2. LUBBOCK CHRISTIAN	3:23.74	Eli Turner; Armstrong Williams; Sherlon Didier, 48.2; Kenrick Williams
3. CENTRAL STATE	3:27.30	Doug Gonzales, Juan McCarroll, Mike Cherry, Keith Singleton
4. CONCORDIA, Nebraska	3:31.29	David Palmer, Chuck Kapayo, Greg Rathke, Scott Janke
5. NORTH CENTRAL	3:33.46	Terrence Jordan; Curtis Hudson; Dennis Piron, 49.2; Dan Baker, 1:59.9
6. MONMOUTH	3:36.86	Jeff Hammel, Brian Ross, Tim Wolf, John Clingan
7. DORDT	3:41.39	Kenten Kamp, Kyle Beran, Jim Veenstra, Kevin Veenstra

LORAS (Did Not Finish)

SPRINT MEDLEY RELAY, College Prelims, Cont'd.

EVENT 47

HEAT # 3

1.	SOUTH DAKOTA STATE	3:25.37	Chad Hilton; Wade Hoffman; Mark McConnell, 49.9; Rod DeHaven, 1:51.4
2.	CORNELL	3:33.88	John Stimson, Ric Pearson, Rob Deakin, Jeff Maples
3.	HAMLIN	3:35.86	Ray Goodwin, Aaron Larson, Mark Stewart, Lars Erickson
4.	ST. OLAF	3:37.33	Jeff Vance, Erick Johnson, Scott Schieber, Joel Anderson
5.	COE	3:39.49	Todd Brissey, Charles Davis, Thomas Atak, Kevin Astor
6.	WESTMAR	3:42.80	Larry Uhl, Chris McPartland, Ray Jobst, Todd Thompson
	HASTINGS (Disqualified--1-2 out of zone--ran 3:25.36)		
	CENTRAL MISSOURI STATE (Disqualified--1-2 out of zone--ran 3:40.18)		

HEAT # 4

1.	MOORHEAD STATE	3:26.58	Keith Barnier, Jon Hawley, Pete Tomhave, Brad Milbeck
2.	NORTHWEST MISSOURI STATE	3:27.59	Robert Lawrence, Jarius Redmond, Rodney Grayson, Tom Lester
3.	SOUTH DAKOTA	3:33.06	Kirk Hoefling; Bryan Barness; Courtney Clayborne, 49.4; Todd Poling, 1:59.2
4.	AUGUSTANA, South Dakota	3:38.59	Jay Anderson, Jeff Meinen, Mike Murphy, Steve Drenkow
5.	GRINNELL	3:40.35	John Beaver, Darrell Scott, Paul McCombs, Greg Evans
6.	WILLIAM PENN	3:45.32	Tom Young, Kelvin Meeks, Roy Moorman, Rich Freland
	ST. CLOUD STATE (Disqualified--1-2 out of zone--ran 3:32.91)		
	ST. THOMAS (Did Not Finish)		

HEAT # 5

1.	AUGUSTANA, Illinois	3:27.84	Darin Davis, Leland Stanford, Ken Harris, Tony VanDeWalle
2.	MORNINGSIDE	3:32.22	Morgan Walker, Todd Smith, Darrell Thomas, John Wieland
3.	NORTHWESTERN, Iowa	3:34.33	Colin Johnson, Doug Abel, Tim Aberson, Tony Anderson
4.	MANKATO STATE	3:36.34	Jim Gray, Kevin Johnson, Jay Webster, Steve Webber
5.	MISSOURI-ROLLA	3:36.78	George Louis-Ferdinanc, Lloyd Flowers, Mike Montgomery, Jim Clark
6.	WARTBURG	3:41.43	Garry Creed, Tony Harris, Greg Blank, Chris Creswell
	MISSOURI BAPTIST (Disqualified--1-2 out of zone--ran 3:27.59)		
	TARKIO (Did Not Finish)		

QUALIFIERS: Wayland Baptist; Doane; South Dakota State; Moorhead State; Augustana, Illinois; Northwest Missouri State; Lubbock Christian, Central State

UNIVERSITY AND COLLEGE FIELD EVENTS, FRIDAY

PAGE ONE

Event #61

Women's Invitational Triple Jump

1.	Yvonne Netterville, PURDUE	(12.75)	41-10 **
2.	Felicia Carpenter, KANSAS STATE	(12.71)	41-8 1/2 *
3.	Shar-ri Pendelton, NEBRASKA	(12.63)	41-5 1/4
4.	Brenda Carter, UNATTACHED, Jefferson City	(12.34)	40-6
5.	Michele Neal, PRAIRIE VIEW	(12.34)	40-6
6.	Denise Williams, WAYLAND BAPTIST	(12.32)	40-5
7.	Sharon Dollins, WISCONSIN	(12.20)	40-0 1/2
8.	Angela Goodman, PURDUE	(11.94)	39-2 1/4
9.	Sherrie Bingham, MIDDLE TENNESSEE STATE	(11.63)	38-2
10.	Stephanie Adams, ARKANSAS	(11.61)	38-1 1/4
11.	Laura Kirkham, INDIANA	(11.54)	37-10 1/2
12.	Debra Williams, ARKANSAS	(11.53)	37-10
13.	Lynn McMillan, IOWA	(11.48)	37-8
14.	Melody Robinson, MIDLAND LUTHERAN	(11.44)	37-6 1/2
15.	Tina DeBro, INDIANA	(11.34)	37-2 1/2
16.	Monica Scott, HEIDELBURG	(11.09)	36-4 3/4
17.	Brenda Beatty, SOUTHERN ILLINOIS	(10.96)	35-11 1/2

* Drake Relays Record -- 41-8 1/2 - Previous Record 40-4 1/2, Yvonne Netterville, Purdue, 1985.

** NOTE: Netterville winning jump was wind-aided (3.71 mph) and did not qualify as record.

Women's Invitational Javelin

Event #62

1.	Iris Gronfeldt, ALABAMA	(52.60)	172-7
2.	Karyn Szarkowski, NEBRASKA	(51.64)	169-5
3.	Carla Battaglia, INDIANA TRACK CLUB	(49.64)	162-10
4.	Reeni McElyea, WESTERN ILLINOIS	(49.60)	162-9
5.	Loreena Anderson, Unattached, CLUB SOTA	(44.56)	146-2
6.	Helen Stoffel, WISCONSIN	(44.26)	145.2
7.	Kathy Day, SOUTHEAST MISSOURI STATE	(43.90)	144-0
8.	Sabrina Eams, NEBRASKA	(43.88)	143-11
9.	Kristi Kropp, WISCONSIN	(42.24)	138-7
10.	Cathey Tyree, PURDUE	(41.60)	136-6
11.	Mickey Schoberg, IOWA	(39.82)	130-8
12.	Stacy Hartman, PURDUE	(39.66)	130-1
13.	Sherri Papsey, UNATTACHED	(39.04)	128-1
14.	Laura Heiden, BRADLEY	(38.94)	127-9
15.	Donna Wright, WESTERN MICHIGAN	(37.88)	124-3
16.	Karen Martin, MIDLAND LUTHERAN	(37.48)	122-11
17.	Rosie Wadman, KANSAS	(35.50)	116-6
18.	Leanne Powers, SOUTHEAST MISSOURI STATE	(33.88)	111-2

Women's Invitational High Jump

1. Rita Graves, KANSAS STATE	(1.84)	6-0½
2. Tammy Thurman, NEBRASKA	(1.81)	5-11¼
3. Erlisha Gwin, ILLINOIS STATE	(1.76)	5-9¼
4. Sue Perkins, WESTERN ILLINOIS (WSI)	(1.76)	5-9¼
5. Michelle Riedi, WISCONSIN-STEVENSON POINT	(1.76)	5-9¼

University-College Javelin

1. Zakayo Mwinckelly, WAYLAND BAPTIST (WAY)	(74.60)	244-9*
2. Siggy Einarsson, ALABAMA (ALA)	(73.04)	239-7
3. Ron Bahm, KANSAS (KAN)	(71.84)	235-8
4. Wesley Faancis, GRAMBLING STATE (GRM)	(65.50)	214-11
5. Scott Moon, MIAMI (MIA)	(64.88)	212-10
6. Craig Gelfound, ARIZONA (ARI)	(64.80)	212-7
7. Mike Brennan, IOWA STATE (ISU)	(63.82)	209-4
8. Chris Gilfert, NEBRASKA (NEB)	(62.88)	206-3
9. Ron McConnell, WISCONSIN-EAU CLAIRE (WEC)	(60.32)	197-11
10. Wirt Gilliam, EASTERN MICHIGAN (EMU)	(59.62)	195-7
11. Jim Young, MISSOURI (MO)	(58.18)	190-10
12. Rich Johnson, WISCONSIN-EAU CLAIRE (WEC)	(57.80)	189-7
13. Wade Weisz, ST. JOHNS (SJM)	(57.20)	187-8
14. Pat Bailey, LORAS (LOR)	(57.02)	187-1
15. Brian Driscoll, NOTRE DAME (ND)	(54.82)	179-10
16. Kevin Baker, CONCORDIA-MINN (COM)	(53.98)	177-1
17. Jon Van Rentzell, CONCORDIA-MINN (COM)	(53.04)	174-0
18. Ryan Sharkey, MISSOURI-ROLLA (ROL)	(52.84)	173-4
19. Tim Haag, NORTH DAKOTA STATE (NDS)	(52.14)	171-1
20. Scott Sloan, NORTHERN IOWA (UNI)	(52.12)	171-0

* Drake Relays Record -- 244-9 Previous Record 256-7, Zakayo Mwinckelly, Wayland Baptist 1985

NOTE: new implement

University-College Discus

1.	Vesteinn Hafsteinsson, ALABAMA	(62.08)	203-9
2.	Ron Backes, MINNESOTA	(58.14)	190-9
3.	Mike Schnebel, NEBRASKA	(57.04)	187-2
4.	Eggert Bogason, ALABAMA	(56.98)	186-11
5.	Dave Juehring, IOWA STATE	(55.86)	183-3
6.	Neil Rock, SOUTHEAST MISSOURI STATE	(54.70)	179-5½
7.	Mike Bila, ILLINOIS	(52.76)	173-1
8.	Mike Hintz, SOUTHEAST MISSOURI STATE	(52.10)	170-11
9.	Doug Presny, WISCONSIN-PLATTEVILLE)	(51.22)	168-0
10.	Norm Balke, IOWA	(50.94)	167-1
11.	Dave Levos, NORTH DAKOTA	(50.52)	165-9
12.	Mark Colligan, NEBRASKA	(50.16)	164-7
13.	Tony Evans, BALL STATE	(49.50)	162-5
14.	Ross Brockshus, SOUTH DAKOTA STATE	(49.42)	162-2
15.	Tim Holmstrom, AUGUSTANA-ILL.	(49.32)	161-10
16.	Mike Goad, IOWA STATE	(48.68)	159-8
17.	Kelly Tagtow, NORTHERN IOWA	(48.44)	158-11
18.	Marvin Lewis, BAYLOR	(48.40)	158-9
19.	Bryan Bennett, ST. THOMAS	(48.32)	158-6
20.	Dan Cox, MONMOUTH	(48.00)	157-6
21.	Bob Mazanke, EASTERN ILLINOIS	(47.44)	155-8
22.	Dan Gushard, KEARNEY STATE (KEA)	(47.26)	155-1
23.	Tom Slattery, SOUTH DAKOTA STATE	(47.04)	154-4
24.	Wesley Francis, GRAMBLING STATE	(45.82)	150-4
25.	Greg Coleman, DRAKE	(45.64)	149-9

University-College Long Jump

1.	Moses Kiyai, IOWA STATE	(8.20)	26-11
2.	Scott Sanders, BALL STATE	(7.98)	26-2½
3.	Keith Talley, ALABAMA	(7.91)	25-11½
4.	Edrick Floreal, NEBRASKA	(7.89)	25-10 3/4
5.	Ray Mitchell, KANSAS	(7.87)	25-10
6.	Chris Walker, TEXAS A&M	(7.85)	25-9½
7.	Chris Bean, CINCINNATI	(7.76)	25-5½
8.	Malcolm Branham, MIDDLE TENNESSEE	(7.72)	25-4
9.	Danny Holland, CENTRAL MISSOURI STATE	(7.45)	24-5½
10.	Dennis McWhinney, PRAIRIE VIEW	(7.44)	24-5
11.	Philmore Morris, WAYLAND BAPTIST	(7.42)	24-4½
12.	John Bodine, NORTH DAKOTA STATE	(7.36)	24-1 3/4
13.	Sharrieff Hazim, KANSAS	(7.32)	24-0½
14.	Neal Guggemos, ST. THOMAS	(7.30)	23-11½
15.	Mark Grundy, MISSOURI	(7.25)	23-9½

University-College Long Jump - Continued

Event 66

16.	Mike Zuber, NORTHEAST MISSOURI STATE	(7.12)	23-4½
17.	Kris Hardarson, ALABAMA	(7.10)	23-3½
18.	Willie Bell, ARIZONA	(7.07)	23-2½
19.	Trond Fredriksen, ST. OLAF	(7.02)	23-0½
20.	Earl Whiting, SOUTHEAST MISSOURI STATE	(6.91)	22-8
21.	Dwight Johnson, MIDDLE TENNESSEE	(6.86)	22-6¼
22.	Tyrone Braxton, NORTH DAKOTA STATE	(6.85)	22-5 3/4
23.	Jim Taylor, WYOMING	(6.70)	21-11 3/4
24.	Mike Bridges, SOUTH DAKOTA	(6.55)	21-6
25.	Todd Crawford, BRADLEY	(5.52)	18-1¼

NOTE: Wind 8.6 Meters per Second

1986 DRAKE RELAY RECORDS - FRIDAY

HIGH SCHOOL:

Girls - Ninth Grade Girls 4 X 100 Meter Relay, Valley of West Des Moines (Amy Schreck Christa Holms, Tamme Wermersen, Anne Best) 51.76 -- RECORD: (Old Mark 51.89, West Des Moines Valley)

UNIVERSITY - COLLEGE RECORDS:

Men's Javelin - Zakayo Mwinckelly, Wayland Baptist, 244-0 -- Old Mark, Zakayo Mwinckelly, 256-7. NOTE: New Implement


Men's 400-Meter Intermediate Hurdles - Charles Powell, Baylor, 49.50 - Old Mark, 49.4, Ralph Mann, BYU, 1970 and Danny Harris, Iowa State, 1984. NOTE: Old Mark was hand-held time.

INVITATIONAL RECORDS:

Women's Heptathlon - Cathy Tyree, Purdue, 5458 - Old Mark, Jill Lancaster, Oklahoma TC, 5,393, 1985.

400-Meter Intermediate Hurdles, Danny Harris, Iowa State - :48.28, Old Mark - :48.69, Danny Harris, Iowa State, 1985.

Women's Triple Jump - Felicia Carpenter, Kansas State, 41-8 $\frac{1}{2}$ - Old Mark, 40-4 $\frac{1}{2}$, Yvonne Netterville, Purdue, 1985.



Specials
University - College
and Women

SATURDAY, APRIL 26, 1986

Drake Relays

10,000-METER RUN, Men's Invitational, Final

EVENT 25

1.	Charlie Gray	Athletic Attic	29:36.26
2.	Todd Sperling	Lay Witness for Christ	29:53.0T
3.	Paul Gisselquist	MINNESOTA	30:04.42
4.	David Halle	ILLINOIS	30:20.17
5.	Brad Ortmeier	NORTHWEST MISSOURI STATE	30:23.90
6.	Joe Leuchtman	ILLINOIS	30:32.45
7.	Dan Carlson	Prairie Striders	30:45.12
8.	John Idstrom	University of Chicago TC	30:54.17
9.	Bill Brown	OKLAHOMA	31:08.67
10.	Doug Nelson	Colorado Spring, Colorado	31:14.45
11.	Marty Humphrey	MINNESOTA	31:31.89
12.	Todd Stevens	SOUTH DAKOTA STATE	31:44.56
13.	Todd Goodell	NORTHERN IOWA	31:53.57
14.	Gerry Thome	MISSISSIPPI STATE	31:55.3
15.	James Orthmann	MARQUETTE	31:56.2
16.	Keith Morrison	ARIZONA	32:33.7
	DID NOT FINISH:		
	Michael Hairston	Inner America Running Club	
	Dave Valentine	WISCONSIN-LA CROSSE	
	Mark Bishop	ACCO Racing Team	
	John Zimmerman	Fargo, North Dakota	
	Raf Wyns	IOWA STATE	
	Vernon Iwancin	Reebok Racing Team	
	Tony Martinez	RICE	
	Todd Renzelmann	WISCONSIN-PARKSIDE	
	Todd Fox	WISCONSIN-STOUT	

DRAKE STADIUM, DRAKE UNIVERSITY, DES MOINES, IOWA

SATURDAY, APRIL 26, 1986

WOMEN

SATURDAY AFTERNOONOFFICIAL RESULTSUNIVERSITY & COLLEGE

WEATHER REPORT: 80° - Sunny - Humidity 50% - Wind out of the South at 27

ATTENDANCE: 18,000 - 21st Consecutive Saturday Sellout

5000-METER RUN, Women's Invitational

EVENT 26

1.	Stephanie Herbst	WISCONSIN	15:34.84
2.	Mary Knisely	New Balance Track Club	15:52.97
3.	Jacque Struckhoff	KANSAS STATE	15:54.12
4.	Betty Springs	Athletics West	16:08.06
5.	Andrea Everett	PURDUE	16:26.77
6.	Chris Vanatta	KANSAS STATE	16:31.92
7.	Kelly McKillen	WISCONSIN	16:33.79
8.	Jeni Nielsen	ALABAMA	16:40.19
9.	Patty Murray	WESTERN ILLINOIS	16:40.6
10.	Darla Moberly	CENTRAL MISSOURI STATE	16:47.3
11.	Julie Kirtland	MACALESTER	16:52.0
12.	Rebecca Kirsinaas	Reebok Racing Club	16:56.8
13.	Sue King	New Balance Track Club	17:01.9
14.	Alena Palmquist	NORTHWESTERN	17:03.4
15.	Bonnie Sons	IOWA STATE	17:07.8
16.	Claire Townsend	ALABAMA	17:17.2
17.	Karlene Erickson	NEBRASKA	17:33.4
18.	Tori Neubauer	Club Sota	17:51.9
	Leslie Seymour	Club Sota (Did Not Finish--dropped out at 10:00)	
	Ute Jamrozy	CLEMSON (Did Not Finish--dropped out at 7:00)	

4 X 800-METER RELAY, Women's Invitational

EVENT 27

1.	NEBRASKA	8:44.29	Michelle Milling, 2:10.1; Laura Wight, 2:12.0; Heidi Christiansen, 2:13.6; Nicole Ali, 2:08.5
2.	WISCONSIN	8:56.66	Tammy Keskinen, 2:12.1; Susan Mitchell, 2:14.4; Julie Schlitz, 2:15.9; Kristi Kropp, 2:14.2
3.	PURDUE	8:57.27	Sally Smith, 2:09.4; Kristal Pollock, 2:17.0; Cathy Sprague, 2:17.4; Mary Lynn Tombers, 2:13.5
4.	DRAKE	8:58.67	Sheila Haugh, 2:14.3; Karla Zylstra, 2:13.9; Jan Hall, 2:18.2; Ann Cochran, 2:12.2
5.	IOWA	8:59.50	Sherry Suppela, Janet Wodick, Kristen Watters, Sherri Hull
6.	NORTHWESTERN	8:59.61	Terri Young, Darleen Reichmuth, Anita Kelly, Joanne Stanich
7.	BAYLOR	9:02.00	Suzette Scott, Sandy Forsythe, Veronica Clafferty, LaTressia Holliman
8.	EASTERN ILLINOIS	9:03.64	Tracy Oldwumi, Janine Harris, Kerri Sperry, Lauren Lynch
9.	INDIANA	9:04.43	Ton Ann Angione, Laura Lewis, Diane deGroh, Alissa Henning
10.	NORTHERN IOWA	9:18.7	Darsi Evans, Julie Saunders, Barb Clark, Natalie Sueppel
11.	NEBRASKA-OMAHA	9:20.1	Sherry Crist, Kris Gorman, Linda Poole, Janice Moreau
12.	SOUTH DAKOTA	9:22.4	Molly Heppner, Sue Trzeciak, Mary Gillen, Paula Kenney

110-METER HIGH HURDLES, University & College

EVENT 29

(Wind 4.4 mps against)

1.	Andrew Parker	ARIZONA STATE	13.82
2.	Keith Talley	ALABAMA	13.98
3.	Reyna Thompson	BAYLOR	14.20
4.	Doug Jones	IOWA	14.43
5.	Kevin McKinley	PRAIRIE VIEW	14.44
6.	Steve Krueger	WISCONSIN	14.6
7.	Chris Lancaster	INDIANA STATE	14.6
8.	Damon Polk	OKLAHOMA STATE	14.8

100-METER HURDLES, Women's Invitational

EVENT 30

(Wind 1.1 mps against)

1.	Maria Usifo	TEXAS SOUTHERN	13.53
2.	Faye Barrett	WESTERN ILLINOIS	13.62
3.	Arnita Epps	TEXAS SOUTHERN	13.95
4.	Shirley Walker	WESTERN ILLINOIS	13.98
5.	Natasha Thomas	IOWA STATE	14.14
6.	Leticia Beverly	ILLINOIS	14.28
7.	Joanna Childress	MICHIGAN STATE	14.37
8.	Kim Kilpatrick	KANSAS STATE	14.43

NEW DRAKE RELAYS RECORD: :13.53 - Maria Usifo, Texas Southern

OLD RECORD: :13.75 - Rhonda Blanford, Nebraska, 1984

100-METER DASH, University & College (Wind - 4.4 mps against)

EVENT 31

1.	Victor Edet	MISSOURI	10.82
2.	Robert Hackett	WISCONSIN	10.83
3.	Norman Edwards	GEORGIA	10.85
4.	Scott Ferguson	PRAIRIE VIEW	10.97
5.	Anthony Small	NEBRASKA	10.99
6.	John Simpson	BAYLOR	11.01
7.	Ronnie Hendred	CORNELL	11.08

400-METER DASH, Women's Invitational

EVENT 32

1.	Lillie Leatherwood	ALABAMA	50.91
2.	Natasha Kaiser	MISSOURI	52.74
3.	Leisa Davis-Knowles	OKLAHOMA STATE	53.07
4.	Nawal El Moutawakel	Iowa State Track Club	53.14
5.	Althea Thomas	WAYLAND BAPTIST	53.43
6.	Michelle Maxey	KANSAS STATE	53.44
7.	Adriane Diamond	INDIANA	54.05
8.	Cynthia Green	Bronx International	54.54

NEW DRAKE RELAYS RECORD: :50.91 - Lillie Leatherwood, Alabama

OLD RECORD: :50.98 - Lillie Leatherwood, Alabama, 1984

200-METER DASH, Men's Invitational

EVENT 33

1.	Calvin Smith	Team Adidas	20.82
2.	Albert Robinson	INDIANA	21.19
3.	Dwight Johnson	MIDDLE TENNESSEE	21.38
4.	Robert Hackett	WISCONSIN	21.59
5.	Kevin Young	OKLAHOMA	21.75
6.	Skeet Spotser	DRAKE	21.93
7.	Dana Gardner	SOUTHEAST MISSOURI STATE	21.98
	Stanley Blalock	GEORGIA (Did Not Finish)	

DISTANCE MEDLEY RELAY, College

EVENT 28

1.	SOUTHEAST MISSOURI STATE	9:45.87	Pedro Caceres, 3:01.6; Carl Perkins, 48.5; Shaun Carlile, 1:51.6; Brian Radle, 4:04.1
2.	WAYLAND BAPTIST	9:49.90	Kisute Kiboko, 3:02.7; Dennis Moore, 46.3; Patrick Nwanguzo, 1:52.9; Paul Dreessen, 4:08.0
3.	NORTHWEST MISSOURI STATE	9:53.78	Philip Dew, Rodney Grayson, Tom Lester, Michael Lee
4.	LUBBOCK CHRISTIAN	9:57.30	Alex Torrez, Mike Marshall, Kenrick Williams, John Ruiz
5.	HASTINGS	9:59.90	Rob Spykstra, Jeff Mages, Brad Mason, Clint Hedges
6.	OKLAHOMA CHRISTIAN	10:03.81	Brent Fowler, Don Smith, Brett McKnight, Scott Farris
7.	LUTHER	10:04.60	Scott Leith, Eric Campbell, Dave Juhl, Craig Crandall
8.	WHEATON	10:06.30	Chris Wilson, Dave Lauber, Doug Beggs, Tom Seagren
9.	NORTHERN COLORADO	10:06.43	Mike Conrath, Eric Oglesby, Kevin Lee, Kevin Flinn
10.	WISCONSIN-OSHKOSH	10:08.02	Max Harn, Al Felice, Jay Potratz, Jamie Pollard
11.	SOUTH DAKOTA STATE	10:08.22	Joe Flannery, Dan Brunkow, Craig Glazier, Brao Corots
12.	NORTH CENTRAL	10:10.3	Jim Jones, Dennis Piron, Gary Peterson, Scot Schwarting
13.	ST. THOMAS	10:10.4	Addison Kilibarda, Rich Harkwell, Phil Herbert, Jeff Hyman
14.	NEBRASKA WESLEYAN	10:10.7	Denny Danielson, Jeff Heng, Tom Klein, Ron Moran
15.	NORTHWEST MISSOURI STATE	10:10.9	Brian Martz, Chuck Simmons, Wally Sparks, Royce Hardesty
16.	MANKATO STATE	10:11.2	Darin Shepardson, Jay Webster, Steve Webber, Dave Scrabeck
17.	SIMPSON	10:12.55	Justin Garcia, Kip Janvrin, Mike Christiansen, Jeff Brooks
18.	SOUTH DAKOTA	10:13.70	Jason Walton, Steve Schenalski, Scott Pederson, Matt Myers
19.	MOORHEAD STATE	10:14.3	Jeff Streich, Pete Tomhave, Brad Milbeck, Roger Thelen
20.	CALIFORNIA-POLY POMONA	10:14.7	Eddie Toro, Charles Wilson, Brad Clary, Jon Kelly
21.	CENTRAL MISSOURI STATE	10:14.89	Mike Fairbanks, Terry Thompson, John Sergon, Ed Lunsford
22.	NORTH DAKOTA STATE	10:15.1	Lars Smeenk, Greg Reierson, Todd Ericksrud, Brian Kraft

DISTANCE MEDLEY RELAY, College Cont'd.

EVENT 28

23.	WISCONSIN-STEVENSON POINT	10:17.3	Bob Hujik, Ric Perona, Steve Wollner, Jim Kowalczyk
24.	MISSOURI-ROLIA	10:17.95	John Borthwick, Jim Steibel, Mike Deamer, Andy Prater
25.	CARLETON	10:18.46	Jim Ketterson, Mark Winston, John Diehtl, Dan Casper
26.	MIDLAND LUTHERAN	10:19.8	Scott Lambley, Darrin Rohde, Tim Rolfs, Craig Curran
27.	HAMLIN	10:23.9	Lars Erickson, Brent Langford, Eric Nystrom, Carl Hoeft
28.	LORAS	10:24.2	Chris O'Donnell, Scott Ganshirt, Dan Graham, Tony Becker
29.	AUGUSTANA, South Dakota	10:24.2	Mike McCulloch, Mike Murphy, Tim Rietveldt, Mike Meyers
30.	KEARNEY STATE	10:24.4	Mike Hamm, John Lange, Al McGeough, Keith, Pobanz
31.	WARTBURG	10:24.8	Dave Smith, Craig Sesker, Chris Creswell, Kori Stoffregen
32T	ST. JOHN'S	10:27.2	Paul Cornelison, Greg Dudziak, Dave Quinn, Joe Bohlke
32T	CENTRAL STATE	10:27.2	Don Novey, Dallas Tice, Mike Hogan, Rodney Buss
34.	ST. OLAF	10:29.1	Ben Schmidt, Scott Schieber, Andy Hoem, Tom Wagner
35.	AUGUSTANA, Illinois	10:29.3	Kevin Rice, Dennis Fraiker, Kevin Soeken, John Pommier
36.	ST. CLOUD STATE	10:31.2	Scott Massmann, Colin Wolf, Jim Meyer, Andy Bahn
37.	CORNELL	10:32.3	Doug Rotz, Ric Pearson, Dave McGill, Jeff Maples
38.	GRINNELL	10:34.5	Ivan Lorkovic, Rob Parker, Paul McCombs, Gregg Evans
39.	MACALESTER	10:35.7	Kevin Corliss, Dan Olson, Rob Maki, Doug Christie
40.	CHICAGO	10:38.7	John Seykora, John Cole, Guy Yasko, Gary Levenson
41.	NORTHWESTERN	10:39.3	Chris Halligan, Doug Abel, Tony Anderson, Jeff VanderBerg
42.	MORNINGSIDE	10:58.6	Greg Baldwin, Nick Votek, John Wieland, Tom Clifford
43.	IOWA WESLEYAN	11:22.2	Charles Grim, Joe Hundebly, David Rosendaal, Dave Clarahan

1500-METER RUN, Women's Invitational

EVENT 35

1.	Tina Krebs	CLEMSON	4:17.29
2.	Cindy Bremser	Wisconsin United	4:19.76
3.	Anne Stadler	KANSAS STATE	4:19.76
4.	Heidi Olafsdottir	ALABAMA	4:20.09
5.	Liz Lynch	ALABAMA	4:20.18
6.	Sandy Forsythe	BAYLOR	4:22.73
7.	Jody Eder	MINNESOTA	4:28.62
8.	Veronica Habrel-Martin	OKLAHOMA STATE	4:29.27
9.	Colette Goudreau	INDIANA	4:29.4
10.	Cyd Thomas	MISSOURI	4:29.5
11.	Rosalind Cassidy	ILLINOIS STATE	4:30.2

1500-METER RUN, Women's Invitational, Cont'd.

EVENT 35

12.	Carole Harris	WISCONSIN	4:34.2
13.	Dawn Lentsch	IOWA STATE	4:34.7
14.	Kelly McNee	ILLINOIS	4:35.1
15.	Lisa Koelfgen	ST. THOMAS	4:35.3
16.	Angie Barry	KANSAS STATE	4:38.8
17.	Connie Frank	CENTRAL MISSOURI STATE	4:43.2

DISTANCE MEDLEY RELAY, University

EVENT 34

1.	INDIANA	9:40.97	Mark Deady, 2:59.0; Dezi Douglas, 47.5; Mark Rodholm, 1:50.6; Terry Brahm, 4:03.7
2.	ALABAMA	9:42.54	Peter McColgan, 2:58.9; Alfonzo Henson, 46.2; Tony Gines, 1:51.8; Dave Reid, 4:05.7
3.	RICE	9:44.08	Jon Warren, Patrick Gordon, Danny Morales, Gawain Guy
4.	ILLINOIS STATE	9:47.36	Dedrick Flowers, 2:59.6; Bob Mull, 46.5; Pete Palumbo, 1:52.5; Darryl Fredker, 4:08.8
5.	NOTRE DAME	9:47.76	John McNelis, 3:02.7; Van Pearly, 47.5; Robert Nobles, 1:49.0; Jim Tyler, 4:07.3
6.	ARIZONA	9:53.23	Jeff Cannada, 3:03.6; Michael Davidson, 47.9; Roderick Clarke, 1:49.1; Matt Givsto, 4:07.3
7.	IOWA STATE	9:53.25	Jon Hoogensen, 2:59.6; Leroy Dixson, 47.1; John Rigg, 1:53.9; Bob Soule, 4:12.7
8.	NEBRASKA	9:53.85	Mike Herrell, John Hasting, Regis Humphrey, Mark Perlinger
9.	EASTERN MICHIGAN	9:54.94	P.J. Osika, Carl Johnson, Francisco Pena, John Yates
10.	BAYLOR	9:55.26	Victor Valen, Steve Horton, Scott Buchanan, Jimmy Phillips
11.	NORTHWESTERN	9:58.4	Paul Santer, Chuck Craft, Mark Keller, Bob Cull
12.	WESTERN KENTUCKY	9:58.5	Brett Kennard, John Thomas, Victor Ngubeni, Philip Ryan
13.	NORTHERN IOWA	10:00.02	Jeff Burns, Brooks Glasnapp, Joel Hartman, Tom Penningroth
14.	MINNESOTA	10:02.3	Carson Hoeft, Rod Hutton, Jim Scott, Frank Bjorkli
15.	MARQUETTE	10:05.16	Keith Hanson, Kevin Jakopin, Bob Arvidson, Peter Bandettini
16.	CINCINNATI	10:05.37	Doug Wiesman, Roger Elliott, Lewis Johnson, Brian Hatch
17.	LOYOLA	10:06.58	Bill Cull, Joe Slawinski, Tom O'Hara, Ray Clifford
18.	MISSISSIPPI STATE	10:06.7	Scot Hopkins, Sidney Braddy, Kraig Cesar, Ken Hicks
19.	EASTERN ILLINOIS	10:07.75	Bruce Nie, Ian Isaacs, Phil Maton, Jim Maton
20.	GRAMBLING STATE	10:13.9	Hume Jacobs, Charles Tyler, Charles Ross, Dade Jones
21.	IOWA	10:15.3	Andrew Wiese, Rob Cameron, Louis English, Sean Corrigan
22.	INDIANA STATE	10:15.6	Montez Crude, Darron Ramsey, Anthony Newburn, Dan Riley

DISTANCE MEDLEY RELAY, University, Cont'd.

EVENT 34

23.	MICHIGAN STATE	10:17.5	Dennis Topolinski, Darik Coleman, Jeff Neal, Joe Mihalic
24.	WESTERN ILLINOIS	10:17.7	Steve Dittrich, Mike Stevenson, Tom Quinn, Jim Lane
25.	DRAKE	10:23.5	Jim Garrison, Shane Bumgarner, Dean Ohlhues, Mike Mingo
	BRADLEY (Did Not Finish)		
	PURDUE (Did Not Finish)		

4 X 100-METER RELAY, College

EVENT 38

1.	WAYLAND BAPTIST	41.09	Morris Egon, Alrick Munroe, Carlos Reynolds, Devon Morris
2.	SOUTHEAST MISSOURI STATE	41.22	Derek Robinson, Dana Gardner, Tony Lewis, Shaun Jackson
3.	CALIFORNIA-POLY POMONA	41.74	Charles Wilson, Kevin Jones, Jeff Williams, Richard Lay
4.	MORNINGSIDE	42.27	Morgan Walker, Darrell Thomas, Nya Kadenge, Todd Smith
5.	SOUTH DAKOTA STATE	42.46	Chad Hilton, Wade Hoffman, Mark McConnell, Doug Brunkow
6.	NORTHWEST MISSOURI STATE	42.54	Robert Lawrence, Tony Phillip, Jarvis Redmond, Rodney Grayson
7.	MISSOURI BAPTIST	42.96	John Anderson, Letorne Sweeney, Tony Chatman, Larry Woodson
	NORTHERN COLORADO (Disqualified-- 2-3 out of zone--ran 42.22)		

4 X 100-METER RELAY, University

EVENT 39

1.	GEORGIA	39.66	Neal Jessie, Manley Waller, Gary Duncan, Norman Edwards
2.	ARIZONA STATE	39.74	Chip Rish, Andrew Parker, Mark Senior, Kenny Robinson
3.	BAYLOR	39.76	Darnell Chase, Johnny Thomas, John Simpson, Raymond Pierre
4.	RICE	40.4	Elliston Stinson, John Brattlof, Byron Justice, Patrick Gordon
5.	PRAIRIE VIEW	40.6	Jeff Williams, Scott Ferguson, Eric Pogue, Cedric Jones
6.	MIDDLE TENNESSEE	41.0	Malcolm Branham, Deric Haynes, Bobby Ellis, Dwight Johnson
	ALABAMA (Disqualified--2-3 out of zone--ran 40.3)		
	MISSOURI (Did Not Finish)		

SPRINT MEDLEY RELAY, Women's

EVENT 41

1.	JACKSON STATE	1:39.23	Evette Thompson, Shelia Griffin, Jillian Forde, Adina Valdez
2.	TEXAS SOUTHERN	1:39.63	Moslyn Soneye, Linda Eseimokumoh, Mary Onyali, Sadia Sowumni, 53.6
3.	SOUTHERN ILLINOIS	1:39.77	Darcie Stinson, Kathy Raske, Carlon Blackman, Denise Blackman, 51.6
4.	MISSOURI	1:40.49	Angela Monroe, LaTonya Tatum, Lorinda Richardson, Natasha Kaiser, 52.1
5.	PRAIRIE VIEW	1:41.3	Norrie McAfee, Patti Harris, Evan Williams, Lavonda Luckett, 53.8

SPRINT MEDLEY RELAY, Women's, Cont'd.

EVENT 41

6.	WISCONSIN	1:43.2	Sharon Dollins, Dorothea Brown, Kris Eiring, Lisa Golemb, 55.2
7.	PURDUE	1:43.6	Sybil Perry, Jill Sias, Djuna Barnes, Toni Midderhoff
8.	ILLINOIS	1:44.3	Kim Dunlap, Renee Carr, Rolanda Conda, Angela McClatchey, 56.0

400-METER DASH, Men's Special

EVENT 42

1.	Devon Morris	WAYLAND BAPTIST	45.21
2.	Chip Rish	ARIZONA STATE	45.94
3.	Mark Thomas	IOWA STATE	46.63
4.	Aubrey Jones	OKLAHOMA	47.17
5.	Byron Justice	RICE	47.37
6.	Courtney Clayborne	SOUTH DAKOTA	48.17
7.	Dave Williams	OKLAHOMA STATE	49.3

NEW DRAKE RELAYS RECORD: :45.21 - Devon Morris, Wayland Baptist

OLD RECORD: :45.31 - Willie Smith, Auburn, 1977

4 X 110-METER SHUTTLE HURDLE RELAY, University & College

EVENT 43

1.	ALABAMA	57.71	Keith Talley, Joe Smith, Sylvester Davis, Tony Abicca
2.	EASTERN MICHIGAN	58.54	Paul Bialowicz, Paul Niemi, Glen Williams, Terrance James
3.	HAMLIN	1:02.12	Aaron Larson, Bill Singer, Scott Ochsendorf, Mark Stewart
4.	WISCONSIN-PLATTEVILLE	1:05.17	Kevin Weber, Mark Rae, Al Hamada, Mike Hintz

3000-METER STEEPLECHASE, University & College

EVENT 44

1.	Mark Smith	EASTERN MICHIGAN	8:44.55
2.	James Maxwell	ARIZONA	8:55.99
3.	Mike Rogers	KANSAS STATE	8:56.22
4.	Aaron Famirez	ARIZONA	9:00.46
5.	Jim Gathje	ST. JOHN'S	9:04.84
6.	Kurt Russell	NEBRASKA	9:10.46
7.	Tim Wakeland	IOWA STATE	9:10.61
8.	Jon Thanos	ILLINOIS	9:16.4
9.	Dermont Bradshaw	WYOMING	9:23.9
10.	Blaise Schweitzer	MINNESOTA	9:25.3
11.	Steve Gearhart	NORTHERN IOWA	9:26.0
12.	Phil Alban	MANKATO STATE	9:27.4
13.	Joe Michalic	MICHIGAN STATE	9:34.1
14.	Rick Mulvey	NOTRE DAME	9:34.9
15.	Mike Mazier	PURDUE	9:35.4
16.	Robert Miller	MINNESOTA	9:48.0
17.	Brock Vaughn	CALIFORNIA-POLY POMONA	9:53.9
18.	Dan Fitzsimmons	SOUTH DAKOTA	9:57.0

100-METER DASH, Men's Special Invitational

EVENT 45

(Wind - 2.7 mps against)

1. Chidi Imoh	MISSOURI	10.37
2. Calvin Smith	Team Adidas	10.43
3. Emmitt King	New Balance Track Club	10.44
4. Alrick Munroe	WAYLAND BAPTIST	10.58
5. Albert Robinson	INDIANA	10.71
6. Darnell Harris	DRAKE	10.82
7. Wayne Roby	Madison, Wisconsin	11.08

SPRINT MEDLEY RELAY, College

EVENT 47

1. WAYLAND BAPTIST	3:19.83	Roscellius Pope; Carlos Reynolds; Dennis Moore, 47.0; Kisute Koboko, 1:50.4
2. LUBBOCK CHRISTIAN	3:21.13	Eli Turner; Armstrong Williams; Sherlon Didier, 47.0; Kenrick Williams, 1:50.3
3. DOANE	3:22.34	Jeff Hecker; Jeff Hageman; Brent Harsin, 47.9; Gregg Larson
4. CENTRAL STATE	3:25.82	Doug Gonzales, Juan McCarroll, Mike Cherry, Keith Singleton
5. NORTHWEST MISSOURI STATE	3:25.85	Robert Lawrence, Jarius Redmond, Rodney Grayson, Tom Lester
6. MOORHEAD STATE	3:30.52	Keith Barnier; Jon Hawley; Pete Tomhave, 49.3; Steve West, 1:55.9
7. AUGUSTANA, Illinois	3:31.3	Darin Davis, Leland Stanford, Ken Harris, Tony Van VeWalle
8. SOUTH DAKOTA STATE	3:34.5	Chad Hilton; Wade Hoffman; Mark McConnell, 48.5; Vernon Holbert, 2:01.4

SPRINT MEDLEY RELAY, University

EVENT 48

1. GRAMBLING STATE	3:17.02	Mike Johnson; Dereck George; Dale Jones, 46.9; Charles Ross, 1:47.6
2. ILLINOIS	3:17.57	Rod Tolbert; Lee Bridges; Tim Simon, 46.4; Kevin Brooks, 1:49.2
3. DRAKE	3:17.97	Skeet Spotser; Darnell Harris; Duane Bryght, 45.9; Pat Parris, 1:49.6
4. MISSOURI	3:19.01	Chidi Imoh; Dan Ogidi; John Okoye, 46.6; Chris Sylvan, 1:50.3
5. INDIANA STATE	3:19.85	John Dodson, Jeffrey Rudolph, Larry Ashipa, Glenn Richie
6. PRAIRIE VIEW	3:20.62	Jeff Williams; Scott Ferguson; Lance Greene, 47.7; Jerry Tyler, 1:51.5
7. JACKSON STATE	3:26.57	Ronald Whitsett; Michael Newbold; Ralph Grooms, 49.5; Oslan Barr, 1:47.9
8. ARIZONA	3:29.99	Ray Brown, Lucius Miller, Michael Davidson, Roderick Clarke

800-METER RUN, Men's Special

EVENT 49

1.	Ray Brown	Athletic Coast Club	1:48.61
2.	James Mays	Texas Track Club	1:49.65
3.	Sterling Martin	DRAKE	1:49.78
4.	Guy Scott	MICHIGAN STATE	1:49.56
5.	Jim Spivey	Athletics West	1:50.07
6.	Alfredo LuHuerte	HOUSTON BAPTIST	1:50.95
7.	Jim Maton	EASTERN ILLINOIS	1:50.95
8.	Fred Chepyater	WISCONSIN	1:51.66
9.	James Murphy	Indiana Track Club	1:51.71
10.	Deon Cameron	INDIANA	1:51.90
11.	Norm Keller	SOUTHEAST MISSOURI STATE	1:51.92

800-METER RUN, Women's Invitational

EVENT 50

1.	Essie Kelly-Washington	Houston, Texas	2:03.35
2.	Tina Parrott	INDIANA	2:04.51
3.	Evelyn Adiru	ALABAMA	2:05.09
4.	Jacqui Sedwick	Bronx, New York	2:06.17
5.	Justine Craig	WESTERN MICHIGAN	2:06.91
6.	Melody Sye	ARKANSAS	2:09.18
7.	Lane Suarez	WESTERN ILLINOIS	2:09.61
8.	Chris Sharp	WESTERN MICHIGAN	2:09.73
9.	Lauren Lynch	EASTERN ILLINOIS	2:09.9
10.	Vanessa Thompson	MICHIGAN STATE	2:10.2
11.	Kathy Lefebvre	WISCONSIN	2:10.4
12.	Nicole Ali	NEBRASKA	2:13.8
13.	Gail Bryant	Bronx International	2:15.2
14.	Joan Power	CLEMSON	2:20.9

NEW DRAKE RELAYS RECORD: 2:03.35 - Essie Kelly-Washington, Houston, Texas
 OLD RECORD: 2:03.37 - Wendy Knutson, Colorado State, 1977

1500-METER RUN, University & College

EVENT 52

1.	Paul Larkins	OKLAHOMA STATE	3:44.16
2.	Rod DeHaven	SOUTH DAKOTA STATE	3:47.49
3.	Jean Verster	NEBRASKA	3:48.77
4.	Arnie Schraeder	WISCONSIN-STEVENSON POINT	3:50.14
5.	John Quade	ARIZONA	3:50.84
6.	Tim Renihan	OKLAHOMA	3:51.26
7.	Jacob Bungei	ORAL ROBERTS	3:52.46
8.	Jeff Brooks	SIMPSON	3:52.60
9.	Charlie Forman	HOUSTON BAPTIST	No Time
10.	Gerard O'Callaghan	NEBRASKA	No Time
11.	Bryan Schmit	MINNESOTA	No Time
12.	Tim Simpson	MICHIGAN STATE	No Time

4 X 400-METER RELAY, Jim Duncan Invitational

EVENT 55

1. ALABAMA	3:34.78	Veronica Connally, 56.9; Flora Wyacinth, 53.9; Evelyn Adiru, 53.9; Lillie Leatherwood, 50.0
2. TEXAS SOUTHERN	3:35.62	Sadia Sowumni, 53.1; Arnita Epps, 54.7; Alice Bell, 55.0; Maria Usifo, 52.8
3. ILLINOIS	3:36.18	Kim Dunlap, 54.5; Renee Carr, 54.1; Yvonne Oldham, 53.7; Shirley Bodden, 53.7
4. NEBRASKA	3:37.99	Belvia Moody, 55.4; Michelle Milling, 53.8; Angela Thacker, 54.4; Linetta Wilson, 54.4
5. INDIANA	3:38.47	Vicky Davis, 55.7; Tina Parrott, 54.1; Karen Lewis, 55.0; Adriane Diamond, 53.6
6. JACKSON STATE	3:39.42	Dawn Salazar, 55.9; Marlene Jack, 55.2; Jillian Forde, 54.5; Adina Valdez, 53.9
7. SOUTHERN ILLINOIS	3:40.65	Dora Kyriacou, 56.4; Carlon Blackman, 53.5; Angie Nunn, 57.0; Denise Blackman, 53.8
8. PURDUE	3:43.4	Jill Sias, Rhonda Phillips, Sybil Perry, Angela Goodman

4 X 400-METER RELAY, College, Dr. Channing Smith

EVENT 56

1. WAYLAND BAPTIST	3:09.34	Borns Andama, 48.7; Patrick Nwanguzo, 47.5; Dennis Moore, 48.5; Devon Morris, 44.7
2. LUBBOCK CHRISTIAN	3:13.65	Eli Turner, 49.1; Sherlon Didier, 47.2; Mike Marshall, 49.2; Kenrick Williams, 48.1
3. NORTHWEST MISSOURI STATE	3:14.71	Tony Phillip, 50.4; Tom Lester, 48.2; Robert Lawrence, 48.6; Rodney Grayson, 47.5
4. CENTRAL STATE	3:15.15	Doug Gonzales, 49.0; Mike Cherry, 48.2; Juan McCarroll, 50.6; Keith Singleton, 50.6
5. DOANE	3:18.00	Jeff Hageman, 50.2; Scott Larson, 50.3; Brent Harsin, 48.8; Gregg Larson, 48.7
6. ST. OLAF	3:18.45	Kenn Sturtz, Steve Mathre, Todd Prieve, Rich Kleber
7. HASTINGS	3:20.17	Andre Sanders, 48.4; Tony Schneider, 50.5; Rob Spikster, 50.4; Billy Lloyd, 50.8
8. MOORHEAD STATE	3:22.8	Keith Barnier, 51.5; Jim Rosemurgy, 49.9; Pete Tomhave, 50.6; Brad Milbeck, 50.8

4 X 400-METER RELAY, University, John L. Griffith

EVENT 57

1. BAYLOR	3:03.59	Darnell Chas, 46.0; Derwin Graham, 45.4; Steve Horton, 45.9; Raymond Pierre, 46.2
2. ILLINOIS	3:06.12	Rod Tolbert, 47.9; Lee Bridges, 45.7; Kevin Brooks, 47.0; Tim Simon, 45.5
3. PRAIRIE VIEW	3:07.02	Felton Nails, 47.7; Eric Pogue, 46.6; Kevin McKinley, 46.4; Lance Greene, 46.3
4. OKLAHOMA	3:07.47	Steve Brown, 48.3; Lamont Harris, 46.3; Kevin Young, 45.8; Aubrey Jones, 47.0
5. ALABAMA	3:07.89	Larry Cantrell, 46.9; Keith Talley, 47.0; Sylvester Davis, 46.9; Alfonzo Henson, 47.0
6. IOWA	3:09.54	Curtis Chung, 47.3; Kenny Williams, 45.6; Paul Steele, 46.8; Harold Leonard, 46.9
7. MICHIGAN STATE	3:16.9	Marvin Parnell, 48.4; Derrick Coleman, 48.9; Dennis Felton, 48.4; Guy Scott, 51.2

UNIVERSITY AND COLLEGE FIELD EVENTS, SATURDAY

PAGE ONE

EVENT #69

Women's Invitational Discus

1.	Becky Fettig, Unattached, CLUB SOTA	(52.58)	172-3
2.	Rhonda McCausland, SOUTHERN ILLINOIS	(50.90)	167-0
3.	Denise Buchanan, KANSAS	(48.56)	159-4
4.	Beth Stuart, KEARNEY STATE	(46.16)	151-5
5.	Deb Smith, NEBRASKA	(46.16)	151-5
6.	Cathy Martin WESTERN ILLINOIS	(44.18)	144-11
7.	Cindy Bogatzki, CONCORDIA-MINNESOTA	(43.64)	143-2
8.	Donna Wright, WESTERN MICHIGAN	(43.34)	142-2
9.	Brenda Wolf, FORT HAYS STATE	(42.34)	138-11
10.	Connie Hugen, DOANE	(42.06)	138-0
11.	Marie Frees, MID-AMERICAN NAZARENE	(41.94)	137-7
12.	Sharon Harrison, PRAIRIE VIEW	(41.48)	136-1
13.	Leslie Flowers, DRAKE	(40.96)	134-4
14.	Karen Oerter, NEBRASKA-WESLEYAN	(39.94)	131-0
15.	Jeanette Long, WESTERN MICHIGAN	(39.68)	130-2
16.	Carla Miller, PURDUE	(38.88)	127-7
17.	Mickey Schoberg, IOWA	(37.98)	124-7
18.	Tracy Benning, NEBRASKA-OMAHA	(37.16)	121-11
19.	Laura Melter, HEIDELBERG	(35.16)	115-4
	Jean Monter, NEBRASKA	ND	
	Shelley Redies, IOWA	ND	
	Veronika Platzner, GRINNELL	ND	

University - College High Jump

EVENT #72

1.	Brad Speer, KANSAS STATE	(2.22)	7-3½
2.	Dothel Edwards, GEORGIA	(2.22)	7-3½
3.	Maurice Crumby, ARIZONA	(2.22)	7-3½
4.	Tom Smith, ILLINOIS STATE	(2.17)	7-1½
5.	Mike Burns, PURDUE	(2.17)	7-1½
6.	Don Carter, FORT HAYS STATE	(2.12)	6-11½
7.	James Blackledge, NEBRASKA	(2.12)	6-11½
	Anthony Abbott, EASTERN MICHIGAN	NH	
	Jon Baer, WISCONSIN	NH	
	Jack Smithback, WISCONSIN	NH	
	Gary Duncan, GEORGIA	NH	
	Roger Brown, INDIANA	NH	
	Mike Cunningham, IOWA	NH	
	Eric Ealy, MONMOUTH	NH	
	Bryan Leturgez, INDIANA STATE	NH	
	Sharrieff Ilazim, KANSAS	NH	
	Scott Anderson, MINNESOTA	NH	
	Dave Cleveland, NORTHERN IOWA	NH	
	Paul Pietsruzewski, ST. CLOUD STATE	NH	
	Kyle Collins, SOUTH DAKOTA	NH	
	Dominic Taylor, MISSISSIPPI STATE	NH	

UNIVERSITY - COLLEGE FIELD EVENTS, SATURDAY

PAGE TWO

University-College Triple Jump

EVENT # 70

1. Paul Emordi, TEXAS SOUTHERN	(17.31)	56-9 $\frac{1}{2}$ *
2. Kenny Harrison, KANSAS STATE	(17.00)	55-9 $\frac{1}{4}$
3. Edrick Floreal, NEBRASKA	(16.78)	55-0 3/4
4. Dudson Higgins, ALABAMA (ALA)	(16.06)	52-8 $\frac{1}{4}$
5. Keith Presberry, SOUTHEAST MISSOURI STATE	(15.93)	52-3 $\frac{1}{4}$
6. Michael Hines, GEORGIA	(15.61)	51-2 3/4
7. Oscar Harris, ALABAMA	(15.57)	51-1
8. Mark Triplett, ARIZONA	(15.50)	50-10 $\frac{1}{4}$
9. William Beasley, MIDDLE TENNESSEE	(15.29)	50-2
10. Bannon Hayes, ILLINOIS	(15.26)	50-0 3/4
11. Evan Perkins- WISCONSIN-LA CROSSE	(15.21)	49-11
12. James Kelley, III, NEBRASKA	(15.08)	49-5 3/4
13. Ray Mitchell, KANSAS	(15.06)	49-5
14. Don Carter, FT. HAYS STATE	(14.94)	49-0 $\frac{1}{4}$
15. Dennis McWhinney, PRAIRIE VIEW	(14.90)	48-10 3/4
16. Kip Wrightp WISCONSIN	(14.73)	48-4
17. Johnny Brackins, KANSAS	(14.70)	48-2 3/4
18. Dwayne Branch, WISCONSIN-LA CROSSE	(14.56)	47-9 $\frac{1}{4}$
19. Earl Whiting, SOUTHEAST MISSOURI STATE	(14.55)	47-9
20. John Nixon, INDIANA STATE	(14.42)	47-3 3/4
21. Robert Lawrence, BRADLEY	(14.31)	46-11 $\frac{1}{2}$
22. Neal Guggemos, ST. THOMAS	(14.28)	46-10 $\frac{1}{4}$
23. Mark Stewart, HAMLINE	(14.17)	46-6
24. Tyrone McNichols, CENTRAL MISSOURI STATE	(14.14)	46-4 3/4
Jim Taylor, WYOMING	ND	
Chris Bean, CINCINNATI	ND	
Trent Robinson, PURDUE	ND	

*NOTE Old Mark 55- 3 1/4. Not a new record due to a 13.4 mph wind

University-College Shot Put

EVENT 73

1. Ron Backes, MINNESOTA	(20.69)	67-10 3/4
2. Jim Camp, ARIZONA STATE	(19.95)	65-5 $\frac{1}{2}$
3. Garry Frank, MISSISSIPPI STATE	(19.19)	62-11 $\frac{1}{2}$
4. Marvin Lewis, BAYLOR	(18.95)	62-2 $\frac{1}{4}$
5. Mike Judge, GEORGIA	(18.32)	60-1 $\frac{1}{4}$
6. Dave Levos, NORTH DAKOTA	(17.48)	57-4 $\frac{1}{4}$
7. Mike Bila, ILLINOIS	(17.35)	56-11 $\frac{1}{4}$
8. Marc McFadden, LINCOLN	(17.30)	56-9 $\frac{1}{4}$
9. Rick Jordan, INDIANA	(17.12)	56-2
10. Mark Colligan, NEBRASKA	(16.89)	55-5
11. Mike Schnebel, NEBRASKA	(16.87)	55-4 $\frac{1}{4}$
12. Larry Judge, INDIANA STATE	(16.67)	54-8 $\frac{1}{4}$
13. Dan Matas, EASTERN ILLINOIS	(16.62)	54-6 $\frac{1}{2}$
14. Chris Gambol, IOWA	(16.61)	54-6
15. Roland Brown, WESTERN ILLINOIS	(16.56)	54-4
16. Paul Nowakowski, MARQUETTE	(16.52)	54-2 $\frac{1}{2}$

CONTINUED...

UNIVERSITY - COLLEGE FIELD EVENTS, SATURDAY

PAGE THREE

Continued... EVENT 73

University-College Shot Put

17. John Mago, WISCONSIN-EAU CLAIRE	(15.72)	51-7
18. Bryan Bennett, ST. THOMAS	(15.62)	51G3
19. Greg Coleman, DRAKE	ND	

Women's Invitational Shot Put

EVENT #74

1. Vivian Fisher, Texas Southern	(15.58)	51-1
2. Denise Buchanan, Kansas	(15.35)	50-4 $\frac{1}{2}$
3. Stine Lerdahl, Unattached, Lawrence, Kansas	(15.01)	49-3
4. Monica Miller, Iowa State	(14.70)	48-2 3/4
5. Traci Ferren, Southeast Polk High School	(14.69)	48-2 $\frac{1}{4}$
6. Marlene Frahm, Unattached, Kirksville TC	(14.51)	47-7 $\frac{1}{4}$
7. Becky Fettig, Unattached, Club Sota	(14.44)	47-4 $\frac{1}{2}$
8. Valeta Strickland, Eastern Illinois	(14.29)	46-10 3/4
9. Connie Hugen, Doane	(14.27)	46-10
10. Deb Smith, Nebraska	(14.01)	45-11 3/4
11. Beth Stuart, Kearney State	(13.83)	45-4 $\frac{1}{2}$
12. Brenda Wolf, Fort Hayes State	(13.70)	44-11 $\frac{1}{2}$
13. Stacy Hartman, Purdue	(13.69)	44-11
14. Sharon Harrison, Prairie View	(13.38)	43-10 3/4
15. Cathy Martin, Western Illinois	(13.38)	43-10 3/4
16. Leanne Powers, Southeast Missouri State	(13.23)	43-5
17. Mary Otto, Central Missouri State	(13.22)	43-4 $\frac{1}{2}$
18. Melissa Weiland, Marion High School	(13.00)	42-8
19. Shelley Redies, Iowa	(12.96)	42-6 $\frac{1}{4}$
20. Melissa Ferguson, Central	(12.91)	42-4 $\frac{1}{4}$
21. Gina Kovar, Wyoming	(12.90)	42-4
22. Mary Jo Naberhaus, South Dakota	(12.45)	40-10 $\frac{1}{4}$
23. Carla Miller, Purdue	(12.42)	40-9
Rhonda McCausland, Southern		ND
Leslie Flowers, Drake		ND

University College Pole Vault

1. Terry Womack, OKLAHOMA	(5.40)	17-8 $\frac{1}{2}$
2. Mike Shafe, BAYLOR	(5.30)	17-4 $\frac{3}{4}$
3. David Hodge, BAYLOR	(5.30)	17-4 $\frac{3}{4}$
3. Bo Verbick, WISCONSIN	(5.30)	17-4 $\frac{3}{4}$
5. Scott Huffman, KANSAS	(5.20)	17-0 $\frac{3}{4}$
6. Chris Bohanan, KANSAS	(5.20)	17-0 $\frac{3}{4}$
6. Chet Clodfelter, PURDUE	(5.20)	17-0 $\frac{3}{4}$
Dean Starkey, ILLINOIS	(5.05)	16-7
Gunnar Ageskar, ALABAMA	(5.05)	16-7
Bobby Ferguson, SOUTHEAST MISSOURI STATE	(5.05)	16-7
Phil Yuska, PURDUE	(5.05)	16-7
Todd Wigginton, IOWA	(5.05)	16-7
Dan Burton, INDIANA	(4.90)	16-1
Todd Verbick, WISCONSIN	(4.90)	16-1
Jack Burns, INDIANA STATE	(4.90)	16-1
Troy Becker, NORTHERN IOWA	(4.90)	16-1
Mike Murray, NORTHWESTERN	(4.90)	16-1
Scott Spangler, ALABAMA	(4.90)	16-1
Mark Pyatt, NORTHWEST MISSOURI STATE	(4.90)	16-1
Lane Lohr, ILLINOIS	ND	
Roxy Wood, EASTERN ILLINOIS	ND	
Darren Nichols, ILLINOIS STATE	ND	
Doug Atkinson, AUGUSTANA-ILL	ND	
Paul Ronhovde, MIDLAND LUTHERAN	ND	
Kevin Hurfurth, MISSISSIPPI STATE	ND	
Bob Schertz, NORTHWEST MISSOURI STATE	ND	
John Bratlof, RICE	ND	
Mike Murray, ST. THOMAS	ND	
Kip Janvrin, SIMPSON	ND	
Jay Engel, SOUTH DAKOTA	ND	

WOMEN'S INVITATIONAL LONG JUMP

1.	Dorothea Brown, WISCONSIN	(6.61)	21-8 $\frac{1}{4}$
2.	Comfort Igeh, WAYLAND BAPTIST	(6.39)	20-11 $\frac{3}{4}$
3.	Flora Hyacinth, ALABAMA	(6.39)	20-11 $\frac{3}{4}$
4.	Carla Seldon, Unattached, TEXAS TC	(6.37)	20-10 $\frac{3}{4}$
5.	Denise Williams, WAYLAND BAPTIST	(6.30)	20-8
6.	Michelle Neal, PRAIRIE VIEW	(6.11)	20-0 $\frac{1}{2}$
7.	Karen Kruger, NEBRASKA	(6.09)	19-11 $\frac{3}{4}$
8.	Angie Taylor, ILLINOIS STATE	(6.05)	19-10 $\frac{1}{4}$
9.	Lorinda Richardson, MISSOURI	(5.97)	19-7
10.	Velicia Carpenter, KANSAS STATE	(5.94)	19-5 $\frac{3}{4}$
11.	Sharon Dollins, WISCONSIN	(5.86)	19-2 $\frac{3}{4}$
12.	Laura Kirkham, INDIANA	(5.85)	19-2 $\frac{1}{4}$
13.	Gatha Jimmerson, BAYLOR	(5.81)	19-0 $\frac{3}{4}$
14.	Angela Goodman, PURDUE	(5.74)	18-10
15.	Leticia Beverly, ILLINOIS	(5.61)	18-4 $\frac{3}{4}$
16.	Sherrie Bingham, MIDDLE TENNESSEE	(5.61)	18-4 $\frac{3}{4}$
17.	Tina DeBro, INDIANA	(5.60)	18-4 $\frac{1}{2}$
18.	Caliana Dightman, PERU STATE	(5.57)	18-3 $\frac{1}{4}$
19.	Kim Kilpatrick, KANSAS STATE	(5.57)	18-3 $\frac{1}{4}$
20.	Monica Scott, HEIDELBERG	(5.33)	17-5 $\frac{3}{4}$
21.	Denise Williams, ARKANSAS	(5.30)	17-4 $\frac{1}{2}$
22.	Kim Jones, KANSAS	ND	

77th ANNUAL DRAKE RELAYS

DRAKE STADIUM, DRAKE UNIVERSITY, DES MOINES, IOWA

SATURDAY, APRIL 26, 1986

SATURDAY MORNING

OFFICIAL RESULTS

WOMEN
UNIVERSITY & COLLEGE

WEATHER REPORT: 62° - Humidity 81% - Wind out of the SE at 8mph

NOTE: Results are on accutrack timer unless otherwise noted by an "h"

4 X 110-METER SHUTTLE HURDLE RELAY, University & College Prelims

EVENT 43

HEAT # 1

- | | | | |
|----|---|---------|--|
| 1. | EASTERN MICHIGAN | 59.94 | Paul Bialowicz, Paul Niemi, Glen Williams,
Terrance James |
| 2. | WISCONSIN-PLATTEVILLE | 1:04.83 | Mike Hintz, Kevin Weber, Mark Rae,
Al Hamada |
| | WISCONSIN (Disqualified--4th man left early--ran 1:02.82) | | |

HEAT # 2

- | | | | |
|----|---|---------|--|
| 1. | ALABAMA | 58.72 | Joe Smith, Tony Abicca, Keith Talley,
Sylvester Davis |
| 2. | HASTINGS | 1:05.14 | Doug Gartner, Mike Staub, Dale Henry,
Tony Schneider |
| | BAYLOR (Disqualified--3rd man left too soon--ran 51.36) | | |

HEAT # 3

- | | | | |
|----|---------------------------|---------|--|
| 1. | HAMLIN | 1:03.10 | Aaron Larson, Scott Ochsendorf, Mark Stewart,
Bill Singer |
| | ST. OLAF (Did Not Finish) | | |

QUALIFIERS: Eastern Michigan, Alabama, Hamline, Wisconsin-Platteville

SPRINT MEDLEY RELAY, Women's

EVENT 41

HEAT # 1

- | | | | |
|----|------------------|---------|---|
| 1. | TEXAS SOUTHERN | 1:38.81 | Moslyn Soneye; Linda Eseimokumoh; Mary
Onyali; Sadia Sowumni, 53.0 |
| 2. | PRAIRIE VIEW | 1:41.78 | Norrie McAfee; Patti Harris; Evan Williams;
Lavonda Luckett, 54.4 |
| 3. | PURDUE | 1:42.32 | Sybil Perry; Jill Sias; Djuna Barnes;
Toni Midderhoff, 52.9 |
| 4. | MANKATO STATE | 1:48.59 | Sue Harman; Rachel Averbeck; Shelly Johnson;
Diane Oolman |
| 5. | MINNESOTA | 1:49.74 | Cahr Wetzels; Michelle Brown; Lisa Pruitt;
Lisa Johnson, 58.9 |
| 6. | MIDLAND LUTHERAN | 1:50.57 | Sarah Hoffner, Sandy Andickus, Melody
Robinson, Sonia Moore |
| 7. | NEBRASKA-OMAHA | 1:51.98 | Sue Tomka, Kathy Harris, Sheila Brown,
Janice Moreau |

SPRINT MEDLEY RELAY, Women's Prelims, Cont'd.

EVENT 41

HEAT # 2

1. MISSOURI	1:41.44	Angela Monroe; LaTonya Tatum; Lorinda Richardson; Natasha Kaiser, 53.3
2. JACKSON STATE	1:42.46	Evette Thompson; Shelia Griffin; Jillian Forde; Adina Valdez, 53.9
3. WAYLAND BAPTIST	1:46.45	Denise Williams; Marcia Brown; Starlette Davis; Reater Golston, 57.1
4. LINCOLN	1:48.89	Stacey Finney; Cynthia Collier; Shernell Pinkston; Riginia Williams, 59.7
5. NORTHWESTERN	1:50.47	Renee Hegstad, Leslie Albers, Teri VanWechel, Vonda Velgersdyk
6. SOUTH DAKOTA	1:50.75	Nedra Clayborne, Cilla Rew, Kris Meyers, Janet Intveld
7. CENTRAL	1:51.88	Krista Flory, Marti Haan, Lori Sears, Jan Quick

HEAT # 3

1. SOUTHERN ILLINOIS	1:41.69	Darcie Stinson; Kathy Raske; Denise Blackman; Carlon Blackman, 53.7
2. MICHIGAN STATE	1:44.20	Joanna Childress; Sherry Tree; Connie Burnett; Odessa Smalls, 55.9
3. NEBRASKA	1:45.75	Angela Jones; Lana Cantrell; Michelle Miller; Vicky Johnson, 57.7
4. IOWA STATE	1:48.26	Eleanor Murry, Teresa Rione, Natasha Thomas, Jacqui Parker
5. WILLIAM PENN	1:50.70	Angie Thompson, Jacqui Johnson, Deshay Addition, Renee Addison
6. KEARNEY STATE	1:51.12	Kristi Eitzmann, Kristie Ryland, Amy Dobesh, Tatia Harris
7. WISCONSIN-STEVENS POINT	1:51.30	Jane Brilowski, Becky Kuness, Carrie Enger, Cathy Ausloos

HEAT # 4

1. ILLINOIS	1:41.50	Kim Dunlap; Angela McClatchey; Rolanada Conda; Shirley Bodden, 54.1
2. WISCONSIN	1:43.40	Lisa Golemb; Kris Eiring; Dorothea Brown; Kristi Kropp, 55.6
3. IOWA	1:43.46	Davera Taylor; Vivien McKenzie; Senta Hawkins; Alycia Simpson, 56.0
4. DOANE	1:49.02	Val Brown, Toni Wolfe, Gina Jochim, Kathy Waggoner
5. BRADLEY	1:50.98	Charlene Dewey; Lynn Mueller; Cheris Redden; Tricia Dahlquist, 59.0
6. IOWA WESLEYAN	1:57.43	Tony Jones, Kathy Crawford, Zena Hootman, Louise Finnegan

HASTINGS (Disqualified--1-2 out of zone--ran 1:52.24)

QUALIFIERS: Texas Southern, Missouri, Southern Illinois, Illinois, Prairie View, Purdue, Jackson State, Wisconsin

1986 DRAKE RELAY RECORDS

HIGH SCHOOL:

Girls - Ninth Grade Girls 4 X 100 Meter Relay, Valley of West Des Moines (Amy Schreck Christa Holms, Tamme Wermersen, Anne Best) 51.76 -- RECORD: (Old Mark 51.89, West Des Moines Valley)

UNIVERSITY - COLLEGE RECORDS:

Men's Javelin - Zakayo Mwinckelly, Wayland Baptist, 244-⁹/~~0~~ -- Old Mark, Zakayo Mwinckelly, 256-7. NOTE: New Implement

Men's 400-Meter Intermediate Hurdles - Charles Powell, Baylor, 49.50 - Old Mark, 49.4, Ralph Mann, BYU, 1970 and Danny Harris, Iowa State, 1984. NOTE: Old Mark was hand-held time.

INVITATIONAL RECORDS:

Women's Heptathlon - Cathy Tyree, Purdue, 5458 - Old Mark, Jill Lancaster, Oklahoma TC, 5,393, 1985.

400-Meter Intermediate Hurdles, Danny Harris, Iowa State - :48.28, Old Mark - :48.69, Danny Harris, Iowa State, 1985.

Women's Triple Jump - Felicia Carpenter, Kansas State, 41-8½ - Old Mark, 40-4½, Yvonne Netterville, Purdue, 1985.

Women's Invitational 100-Meter Hurdles - Maria Usifo, Texas Southern - :13.53, Old Mark - :13.75, Rhonda Blanford, Nebraska, 1984.

Women's Invitational 400-Meter Dash - Lillie Leatherwood, Alabama, :50.91 - Old Mark, :50.98, Lillie Leatherwood, Alabama, 1984.

Men's Special 400-Meter Dash - Devon Morris, Wayland Baptist, :45.21, Old Mark - Willie Smith, Auburn, 1977, :45.31.

Women's Invitational 800-Meter Run - Essie Kelly-Washington, Houston Texas - Unattached 2:03.35, Old Mark - Wendy Knutson, Colorado State, 2:03.37, 1977.

DRAKE RELAYS QUOTES - SATURDAY AFTERNOON

Stephanie Herbst - Wisconsin, WINNER Women's Invitational 5,000-Meter Run

(After winning and being awarded a watch by Vice-President George Bush)....
He just said it was great watching me run and I did a great job. It really surprised me a lot.

Andrew Parker - Arizona State, WINNER University-College 110-Meter High Hurdles

I was a bit surprised because I had a good field. Talley had beat me for three years in a row. I didn't expect to win this easily. The wind was a factor. I had to get down and really lean over the hurdles. Since I'm so tall I get all the wind.

Natasha Kaiser - Missouri, 2nd in Women's Invitational 400-Meter Dash

I really wanted to go out harder in the first 200 but I didn't get a good start. That's my trademark - poor starts.

There was definitely some added pressure running at the Drake Relays. I've been looking forward to this for 4 years.

Paul Emordi - Texas Southern - WINNER Men's Triple Jump

I don't like the wind. I waited to get a legal jump. I was waiting but the wind just kept coming and coming. I wish they had jumped into the wind. I was surprised this morning when I saw we were jumping with it. I'm in better shape now and I could have gone 55-10 into this wind.

Norman Edwards - Georgia - Anchor on WINNING Men's 4x100-Meter Relay

We just put in Gary Duncan about 30 minutes before the race after Stanley got injured in the 200. Our handoffs were pretty good. He works with us on handoffs and runs the 200 relay. We were pretty happy with that time when you consider it wasn't our regular team. I thought I felt someone on my right there at the end so I did pick it up.

Terry Womack - Oklahoma - WINNER Men's Pole Vault

I jumped at a meet at home last night and then I missed my plane. I had to drive to Dallas at 3:00 a.m. I took the plane from there and didn't arrive here until 11:15 a.m. So I didn't get any run throughs.

I got great winds both times at 17' 8 1/2", but the wind really got me on the last three tries.

The officials here are really strict, but I appreciate that because we would still be vaulting two hours from now otherwise.

QUOTES CONTINUED

Cindy Bremser (who failed to win the 1,500-Meter run--would have been her seventh straight win in the Drake Relays 1,500)

It just didn't feel good today. I was never in a relaxed position. It didn't determine the outcome, but 18 people in that race is way too many.

I really wasn't thinking about the wind. I didn't have time. She (Tina Freba) got too far ahead of me. I had planned on taking the lead at the halfway point, but I couldn't get there. I felt like I couldn't get anywhere. It was real frustrating.

Chidi Imoh, Missouri - WINNER of the Special 100-Meter Dash in a time of 10.37

I came in ready to run. Coach said Emmitt King would be running and he has the fastest time in the Track and Field News. I've run against both King and Calvin Smith before. I haven't beaten them outdoors this year, but I did beat them indoors. I'm not sure of Smith but I feel King is in condition. I felt like I had a good indoor season, with the 6.09 in the 60 indoors coming the NCAA indoors. But then I started poorly in the finals. This is one of the big meets we look forward to at this time of year and look forward to NCAA's. I didn't have much time between the 100 and sprint medley and I was tired.

Lillie Leatherwood - WINNER of Women's 400-Meter Dash in record time of 50.91, breaking old mark of 50.98, which she set in 1984:

Once I got started running I felt good. I didn't know it was that fast. I was looking forward to running this event here after missing last season with a hamstring injury. When I've been able I've always run well here. But I didn't know my time would be that fast.

At Drake you always know you will be in a race with great competitions, then if you get tired the crowd picks you up.

Ron Backes, Minnesota - WINNER Men's Shot Put

I really wanted to get that record. I was throwing 70's in warm-ups and I hit a good one on the scratch. I still need to work on the technique. The crowd was really helping to pump me up.


We've had bad weather in Minnesota the last couple weeks and I haven't had consistent practices. One day indoors and the next outdoors. It's just not what I need right now. I'm sure I'll be able to hit 70-feet in the NCAA.

Devon Morris, Wayland Baptist - WINNER Men's Special 400-Meter Dash

Today I didn't have a record on my mind, I just went out and ran. I knew I had to run my race because of the breeze on the straightaway there and save a lot for the final 100 meters.

That's the strategy I used today. From the 200 meters on I knew I had the race. I could have run under 45 seconds if I was pushed. I ran my best time against Danny Harris at Kansas, a 45.12

Dereck George, Grambling State - anchor on WINNING Men's University Spring Medley. I said if I get in front I'm going to stay in front all the way no matter how tired I get or if I'm going to die. I've got to go for my team.



High School
Friday - Saturday
APRIL 25-26, 1986

Drake Relays

110-METER HIGH HURDLES, High School Boys Invitational, Final - Event 4

Wind 4.1 mps against

1.	Jim Feddersen	AUDUBON	15.4
2.	Chris York	DUBUQUE	15.4
3.	Han Hinz	CEDAR FALLS	15.5
4.	Brian D. Keeney	CARLISLE	15.5
5.	Matt Jones	AMES	15.5
6.	Derek Steveson	BELMOND	15.6
7.	Pete Balik	MARSHALLTOWN	15.6
8.	Mike Miller	MARSHALLTOWN	16.0

100-METER DASH, High School Girls Invitational, Final - Event 6

1.	Lexie Anderson	PLEASANT VALLEY	12.4
2.	Cherry Nunn	DAVENPORT, Central	12.5
3.	Lisa Edmonds	DES MOINES, East	12.6
4.	Robin Threatt	CEDAR RAPIDS, Jefferson	12.7
5.	Karen Daugherty	KEOKUK	12.8
6.	Vicky Miller	CEDAR FALLS	12.8
7.	Julie Davis	CEDAR RAPIDS, Jefferson	12.9
8.	Jill Freed	SANBORN	12.9

100-METER DASH, High School Boys Invitational, Final - Event 7

1.	Bruce Perkins	WATERLOO, Central	11.19
2.	Kevin Little	ANKENY	11.20
3.	Karlos Kirby	VALLEY of WEST DES MOINES	11.41
4.	Mike Anderson	WATERLOO, East	11.46
5.	Russ Winkenwerder	INDIANOLA	11.50
6.	Ray R. Drake	DES MOINES, Hoover	11.58
7.	Cory Hund	DAVENPORT, West	11.59
	Kevin Shetler	DUBUQUE, Hempstead	Disqualified

4x100-METER RELAY, Ninth Grade Boys, Final - Event 9

1.	DES MOINES, East	46.19	Alfred Flecks, Victor Coleman, Tony Booker, Walter Humphrey
2.	DES MOINES, Hoover	46.53	James Roland, Brian Heard, LaFoy Gaines, Elgin Byron
3.	DOWLING of WEST DES MOINES	46.79	David Agey, Nickolas, Wolfskill, Jeff Chiodo, Mike Freed
4.	DES MOINES, Roosevelt	46.83	Richard Daniels, Bob Mann, Lance Durand, Nate Berry
5.	DES MOINES, Lincoln	47.15	James DeAngelo, Dean Hennesy, Don Brown, David Gardner
6.	AMES	47.24	Dennis O'Berry, Mike Brown, Derrick Epstein, Seth Gilson
7.	VALLEY of WEST DES MOINES	47.25	Greg Libby, Jim Riddle, Eric Forman, Kierrer McCune
8.	DES MOINES, North-Tech	48.35	Terrance Manning, Chanh Lovan, Junior Johns, Mike Lune

4x100-METER RELAY, Ninth Grade Girls - Event 10

DRAKE RELAYS RECORD - VALLEY of WEST DES MOINES - 51.76

1. VALLEY of WEST DES MOINES	51.76	Amy Schreck, Christa Holms, Tamme Wermersen, Anne Best
2. AMES	52.45	Donna Kislingbury, Kam Archdold, Terri East, Toria Simmons
3. DES MOINES, Hoover	52.85	Kelly MacDonald, Rae Kemp, Melinda Lewis, Crystal Connor
4. DES MOINES, Lincoln	53.68	Karyn Reichert, Lori Blaylock, Amy Davis, Bobbi German
5. DES MOINES, North-Tech	54.74	Jenny McCarl, Kelly Gee, Michelle Wagner, Debbi Ford
6. DES MOINES, Roosevelt	55.02	Deann Williams, Anna Robinson, Rachel Beane, Emily Bray
7. DOWLING of WEST DES MOINES	55.18	Jenny Freeman, Heidi Schott, Andy Holin, Valerie Patterson
8. DES MOINES, East	55.3	Pate Chauntal, Dorie Hammer, Jamie Lendberg, Collette Butts

4x800-METER RELAY, High School Boys Invitational, Final - Event 12

1. MARSHALLTOWN	7:58.94	Jim Turner, Seth Lewis, Kelly Ruddick, Steve Jay 1:57.5
2. BURLINGTON	8:04.90	Scott McAnally 1:59.7; Toby Evans 2:04.5; Tony Proctor 2:03.0; Robert Pearson 1:57.7
3. CLINTON	8:05.13	Craig Andresen 2:03.6; Marty Dean 2:00.5; Brad Wall 2:01.0; Mike Walker 2:00.0
4. AMES	8:09.33	John Burris 2:00.4; Brad Pepper 2:03.8; Marc Peterson 2:03.2; Brett Carney 2:01.9
5. PLEASANT VALLEY	8:09.97	Todd Curtis, Shane Glisan, Tim Miller, Tom Miller
6. DUBUQUE, Wahlert	8:11.72	Jack Nachtman, Steve Frommelt, Brian Hilby, Doug Boleyn
7. MARSHALLTOWN	8:14.2	Darrell Flannery, Dwight Gaines, Scot Squires, Richard Clardy
8. IOWA CITY	8:14.5	Judd Schlitz, Owen Winder, Joe Ruth, Mark Dawson
9. DES MOINES, East	8:15.4	Robert Smith, Greg Tellis, Mike Slifka, Robert Rice
10. NEWTON	8:20.3	Troy Church, Steve Palmer, Dennis Vos, Jeff Osborn
11. DOWLING of WEST DES MOINES	8:23.5	Rob Pszanka, Steve Schweizer, Kevin Farrell, Kevin Miller
12. SPENCER	8:23.7	Todd Laddusaw, Mark Bauermeister, Greg Marco, Ralph Elsenbast
13. ANKENY	8:26.4	Rob Gilliam, Dan Grunig, John Schmitz, Todd Figley
14. DUBUQUE	8:40.8	Devin Garrity, Tom Kruse, Mike Kemp, Dave Mills

400-METER LOW HURDLES, High School Boys Invitational, Final - Event 15

1.	Aubreon Walton	DAVENPORT, North	54.00
2.	Tim Ross	GLENWOOD	54.01
3.	Mike Triplett	BETTENDORF	54.23
4.	Kevin Freeman	SPENCER	54.92
5.	Sean Graves	DAVENPORT, Central	55.24
6.	Doug Livermore	ANKENY	55.38
7.	David Vanous	CEDAR RAPIDS, Jefferson	56.03
8.	Matt Abbott	CLINTON	57.1

SPRINT MEDLEY RELAY, High School Boys, Final - Event 19

1.	MARSHALLTOWN	3:31.43	Brian Robertson, Jim Gradwell, Jim Turner, Steve Jay 1:56.0
2.	AMES	3:31.55	John Glotfelty, Dave Knight, Bob Cox 50.9; Brett Carney 1:55.2
3.	DES MOINES, Hoover	3:31.65	Ray Drake, Floyd Shephard, Cedric Allen, David Nash
4.	INDIANOLA	3:31.95	Eric Kellar, Russ Winkenwieder, Dan Bishop, Rick Amos
5.	CEDAR RAPIDS, Kennedy	3:35.46	Brad Dennis, Erik Ruby, Mark Eckhart, Chris Wolfe
6.	PLEASANT VALLEY	3:36.62	Todd Connelly, Tim Carnicle, Tom Miller, Todd Curtis
7.	CEDAR FALLS, Northern Iowa	3:37.05	Scott Hansen, Troy Alberts, Kyle Christianson, Trent Timson
8.	DAVENPORT, Central	3:40.0	Charles Hill, David Hayes, Eric Wiseman, Mike Durr

800-METER RUN, High School Girls, Final - Event 23

1.	Janice Turner	FORT MADISON	2:17.42
2.	Trish Heine	WAVERLY-SHELL ROCK	2:17.67
3.	Danette Robinson	BETTENDORF	2:17.70
4.	Tami Hoffman	CEDAR RAPIDS, Kennedy	2:17.97
5.	Christa Holms	VALLEY of WEST DES MOINES	2:19.10
6.	Jan Jacobsen	SOUTHEAST WARREN of LIBERTY CENTRE	2:19.91
7.	Susan Mueksch	MISSOURI VALLEY	2:20.14
8.	Katie Van Fosson	DECORAH	2:20.19
9.	Stacie Schroeder	PLEASANT VALLEY	2:20.2
10.	Sara Roberson	BETTENDORF	2:20.4
11.	Julie Langstraat	INDIANOLA	2:20.4
12.	Kathy Halligan	WEST SIOUX of HAWARDEN	2:23.0
13.	Cris Kuhn	MUSCATINE	2:23.3
14.	Rae Kirchhoff	NEWTON	2:23.8
15.	Jenny Rosauer	PLEASANT VALLEY	2:24.3
16.	Tami Hoskins	MUSCATINE	NT

3,200-METER RUN, High School Boys, Final - Event 24

1.	Trent Timson	CEDAR FALLS	9:26.55
2.	Paul Barnhart	LeMARS-GEHLEN	9:26.57
3.	Tony Proctor	BURLINGTON	9:31.64
4.	Jim Johnson	WAVERLY-SHELL ROCK	9:37.92
5.	Jeff Short	CEDAR FALLS	9:39.57
6.	John Schuster	DOWLING of WEST DES MOINES	9:40.04
7.	Carl Schipfmann	SPRINGVILLE	9:40.11
8.	Jason Maxson	CEDAR RAPIDS, Washington	9:49.67
9.	Matt Rybarczyk	IOWA CITY, West	9:50.3
10.	Steve Schweizer	DOWLING of WEST DES MOINES	9:40.04
11.	Doug Boleyn	DUBUQUE, Wahlert	9:54.2
12.	John McMurry	SEYMOUR	9:54.5
13.	David Brown	MUSCATINE	9:54.6
14.	James Rotherth	CLINTON	9:55.0
15.	Greg Hughes	DUBUQUE	9:58.2
16.	Jerry Ernst	CEDAR RAPIDS, Jefferson	9:59.3
17.	Bill Knudson	INDIANOLA	10:03.7
18.	Darrell Flannery	DES MOINES, Hoover	10:05.5
19.	Jeff Abbey	FORT MADISON	10:23.8

4x100-METER RUN, High School Girls Invitational, Final - Event 36

1.	CEDAR RAPIDS, Jefferson	49.04	Denise Campbell, Robin Threatt, Angie Facion, Julie Davis
2.	PLEASANT VALLEY	49.59	Shireen Chamany, Krisi Parsons, Anne Seaberg, Lexie Anderson
3.	DES MOINES, East	49.82	Jill Shepard, Lisa Edmonds, Lonnie William Nicki Carson
4.	DAVENPORT, Central	49.85	Vickie Pearson, Rochelle Allen, Kia Walker, Cherry Nunn
5.	NORTH SCOTT of ELDRIDGE	50.14	Tammy Moore, Pam Leslie, Patty Keppy, Lisa Brehmer
6.	VALLEY of WEST DES MOINES	50.41	Julie Snook, Saralyn Semrad, Kelly Kane, Carrie Hanson
7.	DAVENPORT, West	50.49	Laura Bragg, Sheryl Pitts, Jill Lange, Sherry Shedd
8.	AMES	50.79	Mellissa Thompson, Kim Brilg, Teri Jackson, Gina Thompson

4x100-METER RUN, High School Boys, Final - Event 37

1.	VALLEY of WEST DES MOINES	43.07	Dion Grady, Keith Friess, Karlos Kirby, James Kirby
2.	WATERLOO, East	43.41	Tony Butler, Eddie Robinson, Charles Young Mike Anderson
3.	AMES	43.42	Matt Jones, John Glotfelty, Darren Milliken, Dave Knight
4.	IOWA CITY, West	43.66	Marvin Sims, Doug Scott, Jim Walker, John Hesse
5.	DAVENPORT, North	43.88	Rich Kline, Darius Daye, Bruce Bibbs, James Johnson
6.	DES MOINES, Roosevelt	44.18	Vince Gowdy, Joe McQuerry, Phil Wells, Charlton Kirby
7.	WATERLOO, West	44.46	Danny Evans, Brad Flack, Thomas Jaycox, Anthony Thomas
8.	CLINTON	44.64	Tony Stubblefield, Paul Green, Brad Dalldorf, Tim Guidry

SPRINT MEDLEY RELAY, High School Girls Invitational, Final - Event 40

1.	DES MOINES, East	1:48.9	Connie Winget, Jill Shepard, Nicki Carson, Lisa Edmonds 55.8
2.	DAVENPORT, Central	1:49.36	Lisa Miller, Cherry Nunn, Laura Case, Vickie Pearson 58.7
3.	BETTENDORF	L:51.37	Tammy Willingham, Shelly Goettsch, Doreen Schmidt, Julie Waterman
4.	PLEASANT VALLEY	1:51.9	Shireen Chamany, Ann Seaberg, Lexie Anderson, Krisi Parsons 59.5
5.	NEWTON	1:51.9	Aimee Shipley, Stacy Simpson, Karla Ringger, Diane Black
6.	NORTH SCOTT of ELDRIDGE	1:53.8	Tammy Moore, Patty Keppy, Lisa Brehmer, Pam Leslie 61.0
7.	DAVENPORT, West	1:54.1	Laura Bragy, Sheryl Pitts, Sherry Shedd, Jill Lange
8.	DAVEPORT, North	2:03.9	Kris Naae, Angie Scodeller, Tracy Trondson, Celeste Thomas

4x200-METER RELAY, High School Boys Invitational, Final - Event 46

1.	ANKENY	1:30.72	Chris Weibel, Larry Hockensmith, Scott Glaser, Kevin Little
2.	IOWA CITY, West	1:31.45	Marvin Sims, Jim Walker, John Hesse, Doug Scott
3.	DES MOINES, Hoover	1:31.62	Ray Drake, Pat Reilly, Floyd Shephard, Cedric Allen
4.	DAVENPORT, Central	1:31.71	Rick Edwards, Lee Blevins, David Hayes, Jarrod Parker
5.	DES MOINES, East	1:32.48	Jeff Cronin, Brian Calderon, Victor Coleman, Troy Tyler
6.	CLINTON	1:32.9	Tony Stubblefield, Paul Green, Tim Guidry, Brad Dalldorf
	DAVENPORT, West	Disqualified	
	DAVENPORT, North	Disqualified	

1,600-METER RUN, High School Boys Invitational, Final - Event 51

1.	John Schuster	DOWLING of WEST DES MOINES	4:20.98
2.	Trent Timson	CEDAR FALLS, Northern Iowa	4:24.50
3.	David Nash	DES MOINES, Hoover	4:24.70
4.	Greg Whit	COUNCIL BLUFFS, Lincoln	4:24.80
5.	Jim Johnson	WAVERLY-SHELL ROCK	4:24.99
6.	Aaron Pogue	DAVENPORT, West	4:25.94
7.	Carl Schipfmann	SPRINGVILLE	4:28.27
8.	Paul Barnhart	LEMARS-GEHLEN	4:28.35
9.	Darin Rippey	DES MOINES, Lincoln	4:30.90
10.	John McMurry	SEYMOUR	4:31.0
11.	Chris Wolfe	CEDAR RAPIDS, Kennedy	4:31.0
12.	Doug Boleyn	DUBUQUE, Wahlert	4:31.2
13.	Steve Jay	MARSHALLTOWN	4:35.2
14.	Jeff Hartman	CEDAR FALLS	4:36.2
15.	Dennis Coon	SIOUX CITY, Heelan	4:37.8
16.	Kevin Miller	DOWLING of WEST DES MOINES	4:38.4
17.	Mark Brown	GRINNELL	4:41.9
18.	Darrell Flannery	DES MOINES, Hoover	4:41.9
19.	Brad Wall	CLINTON	4:44.8

4x400-METER RELAY, High School Girls, Final - Event 53

1.	VALLEY of WEST DES MOINES	4:00.18	Kelly Kane 59.7; Julie Snook 60.8; Susan Cross 60.5; Carrie Hanson 59.1
2.	ANAMOSA	4:03.45	Gerae Hermesch 62.1; Leslie Humpal 62.1; Tami Twachtman 60.6; Missy Rusee 59.1
3.	CEDAR RAPIDS, Jefferson	4:04.27	Stacie Finn 62.3; Julie Davis 61.4; Denise Campbell 60.6; Robin Threatt 59.0
4.	DAVENPORT, Central	4:06.06	Rochelle Allen 60.3; Keri Frei 61.0; Sandra Hester 62.1; Laura Case 62.7
5.	DUBUQUE, Wahlert	4:07.88	Maria Rhomberg, Janine Gremmel, Lisa Vowes, Marni Wahlert
6.	DAVENPORT, West	4:10.12	Sherry Shedd, Angie Heilmann, Cherie Fahrenkrug, Jill Lange
7.	DES MOINES, East	4:12.27	Jill Shepard, Johnelle Edmonds, Michaelae Gallagher, Lisa Edmonds

4x400-METER RELAY, High School Boys, Final - Event 54

1.	BURLINGTON	3:23.23	Jim Wagler 51.6; Trevor Grimshaw 49.6; Scott McAnally 52.0; Robert Pearson 50.1
2.	IOWA CITY, West	3:23.46	Matt Hollingsworth 51.3; Mike O'Connor 51.1 Chris Richardson 50.7; James Hall 50.1
3.	DAVENPORT, North	3:25.14	James Johnson 51.7; Darius Daye 51.0; James Henderkott 52.8; Aubreon Woltin 49.6
4.	DAVENPORT, Central	3:25:54	Aaron Johnson, Willie Shorter, Lee Blevins, Eric Wiseman
5.	PELLA	3:26.16	Doug Van Wyk, Kevin Hackert, Jim Bruxvoort, Dennis Vander Horst
6.	ANKENY	3:27.76	John Schmitz 51.8; Chris Weibel 53.2; Doug Livermore 52.4; Kevin Little 50.3
7.	DES MOINES, Hoover	3:28.3	Dwight Gaines 52.3; Cedric Allen 52.6; Richard Clardy 53.8; David Nash
8.	CEDAR RAPIDS, Jefferson	3:28.6	David Vanous, Damon Robinson, David Reid, Jeff Sharpe

77th ANNUAL DRAKE RELAYS
 DRAKE STADIUM, DRAKE UNIVERSITY, DES MOINES, IOWA
 APRIL 25 & 26, 1986

FRIDAY AND SATURDAY

OFFICIAL RESULTS

HIGH SCHOOL FIELD EVENTS

SHOT PUT, High School Boys Preliminaries & Final - Event 60

1. Andy Nordland	CLARINDA	57-6 3/4
2. Scott Garwood	CEDAR RAPIDS, Kennedy	54-10 1/2
3. Jeff Koeppel	URBANDALE	53-11 1/4
4. Scott Phelps	KINGSLEY-PIERSON	53-10
5. John Adams	DES MOINES, Lincoln	53-7
6. Mike Cook	DES MOINES, Lincoln	52-11 1/4

Other Measured Puts

Garry Howe	SPENCER	51-9 1/4
Chris Hatcher	COUNCIL BLUFFS, Jefferson	51-2
Steve Anderson	GLENWOOD	51-1 1/4
Gary Cook	WATERLOO, Central	49-3 1/2
Tracy Poe	COUNCIL BLUFFS, Lincoln	49-0 3/4
Scott Foreman	BAXTER	48-4 1/2
Gary Crock	TIPTON	47-0 1/2
Shannon Neal	DAVENPORT, Central	46-2 1/4
Kevin Burt	WATERLOO, West	46-0 3/4
Chad Bullock	MAQUOKETA	46-0 1/4
Steve Krug	DUBUQUE, Hempstead	45-9 1/2
Todd Eagen	OSKALOOSA	43-11 3/4

HIGH JUMP, High School Boys Final - Event 59

1. Pat Conlon	CLARION	6-9
2. Rory Feddersen	LINN-MAR of MARION	6-7
3T Tony Krogman	KINGSLEY-PIERSON	6-5
3T Mike Dulaney	VALLEY of WEST DES MOINES	6-5
5T Todd Weidman	WATERLOO, Columbus	6-5
5T Mike Graves	SIOUX CITY, Heelan	6-5
5T Dave Vander Horst	PELLA	6-5
5T Cal Alexander	HUBBARD	6-5

Other Measured Jumps

Kevin Freeman	SPENCER	6-5
Ken Fox	COUNCIL BLUFFS, St. Albert	6-3
Chris Taylor	MARSHALLTOWN	6-3
Brad Barton	PLEASANT VALLEY	6-3
Jim Bruxvoort	PELLA	6-3
Deano Williams	NEWTON	6-3
Kirk Harrington	LE MARS	6-3
Tony Wood	ROCKFORD	6-3
Vince Hawkins	CEDAR FALLS, Northern Iowa	6-3
Chad Kruse	NORTH TAMA of TRAER	6-3

POLE VAULT, High School Boys, Final - Event 58

1. Randy Lewis	MASON CITY	14-0
2. Bob Edwards	FORT DODGE	14-0
3. Shad Thomason	EAGLE GROVE	14-0
4. Paul Jamerson	CEDAR FALLS	13-6
5. Jon Fillon	MANSON	13-6

Other Measured Jumps

Ken Alber	INDEPENDENCE	13-0
Brian Woodley	FORT DODGE	13-0
Brian A. Keeney	CARLISLE	13-0
Chuck Ulin	PEKIN of PACKWOOD	13-0
Shawn Mears	BURLINGTON	13-0
Chad Paup	PATON-CHURDAN	13-0
Jim Bruxvoort	PELLA	13-0

DISCUS, High School Boys, Preliminaries & Final - Event 67

1. Scott Phelps	KINGSLEY-PIERSON	172-10
2. Dan Larson	CHEROKEE	161-4
3. Doug Joens	CEDAR RAPIDS, Prairie	161-3
4. Garry Howe	SPENCER	155-7
5. Rich Hayward	INDIANOLA	154-11

Other Measured Jumps

Mark Cooper	CARLISLE	153-5
Matt Coleman	DALLAS CENTER-GRIMES	152-5
Chris Noel	DUBUQUE	150-9
Jeff Joeppel	URBANDALE	148-6
Greg Adams	SIOUX CITY, East	148-0
Tony Woods	MISSOURI VALLEY	147-8
Shannon Neal	DAVENPORT, Central	146-11
Andy Nordland	CLARINDA	146-2
Pat Noel	DUBUQUE, Hempstead	144-10
Jeff Wilson	PATON-CHURDAN	142-9
Jeff Foubert	TRI-COUNTY of THORNBURG	138-3
Craig Just	EAGLE GROVE	135-9
Greg Fedders	LE MARS	133-10
Chris Hatcher	COUNCIL BLUFFS, Jefferson	132-6

LONG JUMP, High School Boys, Preliminaries & Final - Event 68

1. Mike Anderson	WATERLOO, East	22-3 1/2
2. Vern Powell	WATERLOO, Central	21-7 1/2
3. Lyle Taylor	INDIANOLA	21-7 1/4
4. Paul Gostonczik	OSAGE	21-7 1/4
5. Lant Doran	PATON-CHURDAN	21-6 1/4

Other Measured Jumps

Sam Gout	ESTHERVILLE	21-5
Kurt Friedrich	AMES	21-4
Chris Sanchez	MASON CITY	20-11 1/4
Carlos Clayburn	WATERLOO, Central	20-10 1/4
Kevin Smith	RED OAK	20-10
Kelly Durian	IOWA CITY	20-9 1/2
Chris Redi	DAVENPORT, North	20-7 1/2
Jim Gradwell	MARSHALLTOWN	20-6 3/4
John Glotfelty	AMES	20-4
Steve Robinson	SUMNER	20-2 1/2
Mike Kasch	SERGEANT BLUFF-LUTON	19-8
Charles Hill	DAVENPORT, Central	19-6 1/4
James Johnson	DAVENPORT, North	19-3 1/4
Maury Zuber	IOWA VALLEY of MARENGO	19-0
Obie Saddler	WATERLOO, East	17-11 1/2
Willie Barney	MOUNT PLEASANT	ND

77th ANNUAL DRAKE RELAYS
DRAKE STADIUM, DRAKE UNIVERSITY, DES MOINES, IOWA
FRIDAY, APRIL 25, 1986

FRIDAY

OFFICIAL RESULTS

HIGH SCHOOL

Weather: Wind out of the south at 15 mph; 74°; humidity 74%; Sunny

100-METER DASH, High School Boys Invitational, Preliminaries - Event 7

HEAT ONE - Wind 5.5 mps against

1.	Ray Drake	DES MOINES, Hoover	12.1
2.	Cory Hund	DAVENPORT, West	11.4
3.	Jason Juhl	GRINNELL	11.5
4.	Bruce Troyer	MANSON	11.7
5.	David Hayes	DAVENPORT, Central	11.8
6.	Darren Milliken	AMES	12.0
7.	Eric Peterson	KNOXVILLE	12.1

HEAT TWO - Wind 2.1 mps against

1.	Kevin Little	ANKENY	11.1
2.	Russ Winkenwerder	INDIANOLA	11.5
3.	Dave Stein	MILFORD	11.6
4.	Darren Smith	NORTH SCOTT of ELDRIDGE	11.7
5.	Tony Butler	WATERLOO, East	11.8
6.	Willie Barney	MOUNT PLEASANT	11.9
7.	John Hickok	CEDAR RAPIDS, Washington	11.9
8.	Brad Flack	WATERLOO, West	12.1

HEAT THREE - Wind 3.69 mps

1.	Karlos Kirby	VALLEY of WEST DES MOINES	11.2
2.	Mike Anderson	WATERLOO, East	11.2
3.	Kevin Monroe	MUSCATINE	11.3
4.	Gerry Coleman	IOWA CITY	11.5
5.	Willie Lavy	DAVENPORT, West	11.6
6.	Sam Gout	ESTHERVILLE	11.8
7.	Dorne Wiese	BAXTER	11.8
8.	Deon Robbins	KEOKUK	12.0

HEAT FOUR - Wind 4.45 mps

1.	Bruce Perkins	WATERLOO, Central	11.2
2.	Kevin Shetler	DUBUQUE, Hempstead	11.5
3.	Brad Gehrke	IOWA CITY	11.7
4.	James Johnson	DAVENPORT, North	11.85
5.	Phil Wells	DES MOINES, Roosevelt	11.9
6.	Rick Edwards	DAVENPORT, Central	12.0
7.	David Solomon	MUSCATINE	12.0
8.	Scott Barrington	MARION	12.1

Qualifiers: Ray Drake, Des Moines, Hoover; Cory Hund, Davenport, West; Kevin Little, Ankeny; Russ Winkenwerder, Indianola; Karlos Kirby, Valley of West Des Moines; Mike Anderson, Waterloo, East; Bruce Perkins, Waterloo, Central; Kevin Shetler, Dubuque, Hempstead

110-METER HIGH HURDLES, High School Boys Invitational, Preliminaries - Event 4HEAT ONE - Wind 4.52 mps against

1.	Jim Feddersen	AUDUBON	15.87
2.	Matt Jones	AMES	16.06
3.	Ken Weimerskirch	DUBUQUE	16.08
4.	Shane Kasner	MARION	16.29
5.	Kevin Freeman	SPENCER	16.36
6.	Lyle Taylor	INDIANOLA	18.2
	Mickey Golic	CENTERVILLE	DNF
	Dave Vander Horst	PELLA	DNF

HEAT TWO - Wind 4.56 mps - against

1.	Chris York	DUBUQUE	15.84
2.	Dan Hinz	CEDAR FALLS	15.90
3.	Tim Criswell	LYNNVILLE-SULLY	15.93
4.	Sean Graves	DAVENPORT, Central	15.95
5.	Eric Payne	VALLEY of WEST DES MOINES	16.13
6.	George Pappajohn	MASON CITY	16.27
7.	Brent Roth	IOWA CITY	16.47
8.	Chad Greimann	AMES	16.63

HEAT THREE

1.	Pete Balik	MARSHALLTOWN	15.67
2.	Derek Steveson	BELMOND	15.68
3.	Brian Biggerstaff	SIOUX CITY, West	15.82
4.	Joel Van Roekel	OTTUMWA	15.85
5.	Doug Van Wyk	PELLA	16.01
6.	Larry Crane	MAQUOKETA	16.19
7.	Garrel Kelley	BURLINGTON	16.25
8.	Darren Frauenholtz	WEST BRANCH	16.32

HEAT FOUR - Wind 3.64 mps

1.	Brian D. Keeney	CARLISLE	15.83
2.	Mike Miller	MARSHALLTOWN	16.31
3.	Brian Halverson	STORM LAKE	16.45
4.	Brent Kocis	SHENANDOAH	16.53
5.	Kent Pfeil	SIOUX CENTER	16.60
6.	Jon Filloon	MANSON	18.15
7.	Jim Pitz	WESTERN DUBUQUE of EPWORTH	19.2

Qualifiers: Jim Feddersen, Audubon; Matt Jones, Ames; Chris York, Dubuque; Dan Hinz, Cedar Falls; Pete Balik, Marshalltown; Derek Steveson, Belmond; Brian D. Keeney, Carlisle; Mike Miller, Marshalltown

4 x 200-METER RELAY, High School Boys Invitational, Preliminaries - Event 46HEAT ONE

1. VALLEY of WEST DES MOINES	1:29.63	Bill Walker, Shannon White, Karlos Kirby, James Kirby
2. ANKENY	1:30.30	Chris Weibel, Larry Hockensmith, Scott Glaser, Kevin Little
3. IOWA CITY, West	1:31.38	Marvin Sims, Jim Walker, John Hesse, Doug Scott
4. DAVENPORT, West	1:32.10	Cory Hund, T.J. Rubley, Mary Getty, Willie Lacy
5. IOWA CITY	1:32.37	Bryan Dixon, Kelly Durian, Brad Gehrke, Gerry Coleman
WATERLOO, Central	Disqualified	
AMES	Disqualified	
LINN-MAR of MARION	Disqualified	

HEAT TWO

1. DAVENPORT, North	1:31.06	Chris Reid, Rich Kline, James Johnson, Aubreon Walton
2. CLINTON	1:32.04	Tony Stubblefield, Paul Green, Tim Guidry, Brad Dalldorf
3. DAVENPORT, Central	1:32.09	Rick Edwards, Lee Blevins, David Hayes, Jarrod Parker
4. MUSCATINE	1:32.54	Kevin Monroe, Marc Nowling, Steve Hughes, David Solomon
5. WATERLOO, West	1:32.81	Danny Evans, Brad Flack, Anthony Thomas, Duane Petersen
6. CEDAR RAPIDS, Jefferson	1:32.92	David Reid, Damon Robinson, Joe Schumacher, Randy Meier
7. INDIANOLA	1:33.18	Eric Kellar, John O'Brien, Rod Henderson, Dan Bishop

HEAT THREE

1. DES MOINES, Hoover	1:31.65	Ray Drake, Pat Reilly, Floyd Shephard, Cedric Allen
2. NORTH SCOTT of ELDRIDGE	1:33.22	Russ Horsfield, Craig Whitaker, Rod McFate, Darren Smith
3. MASON CITY	1:33.44	Chris Stewart, Craig Mahoney, Adam Miller, Jason Mejia
4. FORT DODGE	1:33.64	Bart Howell, Steve Spencer, Shane Sindlinger, Mark Yepsen
5. MEDIAPOLIS	1:33.83	Jason Schmitz, Russ Egbert, Shane Keltner, Steve Curry
DES MOINES, East	Disqualified	
CEDAR FALLS, Northern Iowa	Disqualified	
CEDAR RAPIDS, Kennedy	Disqualified	

Qualifiers: Davenport, West; Valley of West Des Moines; Ankeny; Davenport, North; Iowa City, West, Des Moines, Hoover; Clinton, Davenport, Central

SPRINT MEDLEY RELAY, High School Boys, Preliminaries - Event 19HEAT ONE

1. AMES	3:31.9	John Glotfelty, Dave Knight, Bob Cox, Brett Carney
2. DES MOINES, Hoover	3:33.6	Ray Drake, Floyd Shephard, Cedric Allen, David Nash
3. INDIANOLA	3:37.2	Eric Kellar, Russ Winkenweider, Dan Bishop, Rick Amos
4. DAVENPORT, West	3:38.1	Cory Hund, T.J. Rubley, Willie Lacy, Aaron Pogue
5. DUBUQUE	3:38.2	Brett Bnechele, Erik Soley, Chris York, Tom Daacic
6. DOWLING of WEST DES MOINES	3:39.9	Chris Landolt, Nick Wolfskill, Mike Petted, John Schuster
7. MONTICELLO	3:43.8	Paul Roussell, Thad Takes, Brian Rickels, Shadd Soper
COUNCIL BLUFFS, Lincoln	DNF	

HEAT TWO

1. MARSHALLTOWN	3:32.0	Brian Robertson, Jim Gradwell, Jim Turner, Steve Jay
2. DAVENPORT, Central	3:37.2	Charles Hill, David Hayes, Eric Wiseman, Mike Durr
3. DES MOINES, Lincoln	3:37.4	Mike Zeller, Greg Leaper, Dave Keck, Darin Rippey
4. CEDAR RAPIDS, Prairie	3:38.2	Chris Boettcher, Richard Harris, Heath Rindernecht, Gary Heilers
5. VALLEY of WEST DES MOINES	3:38.5	Shannon White, Keith Frees, Matt Koeneck, Todd Schnack
6. BETTENDORF	3:41.8	Dave Anderson, Darrin Sinnard, Mike Triplett, Sam Whitehead
7. DUBUQUE, Wahlert	3:57.3	Bill Palzkill, Scott Kunkel, Chuck Varley, Todd Wolbers

HEAT THREE

1. CEDAR RAPIDS, Kennedy	3:36.2	Brad Dennis, Erik Ruby, Mark Eckhart, Chris Wolfe
2. PLEASANT VALLEY	3:36.4	Todd Connelly, Tim Carnicle, Tom Miller, Todd Curtis
3. CEDAR FALLS, Northern Iowa	3:37.3	Scott Hansen, Troy Alberts, Kyle Christiason, Trent Timson
4. OTTUMWA	3:38.1	Marvin Boyer, David Nathaniel, Shawn Richmond, Guy Potter
5. MUSCATINE	3:38.1	Kevin Monroe, Steve Hughes, Marc Nowling, Jay Luedtke
6. ANKENY	3:44.6	Brent Cameron, Scott Glaser, Brad Rohlfis, Rob Gilliam
7. FORT MADISON	3:51.8	Eric Dillard, Randy Reichelt, Doug Wright, Jeff Abbey
8. WATERLOO, East	3:59.4	Mike Anderson, Eddie Robinson, Darnell Jones, Larry Spears

Qualifiers: Ames; Marshalltown, Des Moines, Hoover; Cedar Rapids, Kennedy;
Pleasant Valley, Indianola, Davenport, Central; Cedar Falls, Northern Iowa

76th ANNUAL DRAKE RELAYS
DRAKE STADIUM, DRAKE UNIVERSITY, DES MOINES, IOWA
SATURDAY, APRIL 26, 1986

SATURDAY

OFFICIAL RESULTS

HIGH SCHOOL

Weather: Wind SE at 8 mph; 62°; Humidity 81%, Cloudy with light rain

4x100-METER RELAY, High School Boys, Preliminaries - Event 37

HEAT ONE

1. VALLEY of WEST DES MOINES	43.31	Dion Grady, Keith Friess, Karlos Kirby, James Kirby
2. DAVENPORT, Central	44.39	Charles Hill, Lee Blevins, David Hayes, Jarrod Parker
3. INDIANOLA	44.75	Rod Henderson, Eric Kellar, Dan Bishop, Russ Winkenwerder
4. BETTENDORF	44.95	Darrin Sinnard, Mike Triplett, Steve Horak, Dave Anderson
5. DUBUQUE, Wahlert	45.06	Joe Welp, Scott Kunkel, Tony Gulvash, Bill Palzkill
6. LINN-MAR of MARION	45.53	K.C. Wiedenman, Brent Thurness, Mark Lancaster, Jim Albaugh
WATERLOO, Central	Disqualified	
CEDAR RAPIDS, Jefferson	DNF	

HEAT TWO

1. AMES	43.30	Matt Jones, John Glotfelty, Darren Milliken, Dave Knight
2. WATERLOO, East	43.66	Tony Butler, Eddie Robinson, Charles Young, Mike Anderson
3. DAVENPORT, North	43.69	Rich Kline, Darius Daye, Bruce Bibbs, James Johnson
4. DES MOINES, Roosevelt	44.10	Vince Gowdy, Joe McQuerry, Phil Wells, Charlton Kirby
5. WATERLOO, West	44.29	Danny Evans, Brad Flack, Thomas Jaycox, Anthony Thomas
6. CLINTON	44.39	Tony Stubblefield, Paul Green, Brad Dalldorf, Tim Guidry
7. IOWA CITY	44.42	John Rogers, Brad Gehrke, John Kafer, Gerry Coleman
8. NORTH SCOTT of ELDRIDGE	44.45	Russ Horsfield, Craig Whitaker, Kevin Michalek, Darren Smith

HEAT THREE

1. IOWA CITY, West	43.94	Marvin Sims, Doug Scott, Jim Walker, John Hesse
2. SOUTH TAMA	44.74	Damon Fontinel, Andy Garrison, Rod Blocker, Darin Blocker
3. MUSCATINE	44.79	David Solomon, Steve Hughes, Marc Nowling, Kevin Monroe
4. STORM LAKE	44.98	Jon Swanson, Troy Halverson, Doug Mandernac Brian Halverson
5. CEDAR RAPIDS, Kennedy	45.20	Scott Sheetz, Darwin Webb, Brad Dennis, Andy Avery
6. ANKENY	45.40	Curt Bolte, Jeff Finney, Brent Cameron, Scott Glaser
7. DUBUQUE	45.65	Brett Buechele, Erik Soley, Tim Mousel, Don Kemp
8. DES MOINES, Hoover	45.8	Mike McCune, Bob McCammon, Brian Mathes, Pat Reilly

HEAT FOUR

1. DES MOINES, East	44.52	Walt Humphrey, Victor Coleman, Brian Calderon, Troy Tyler
2. SHENANDOAH	45.08	Brent Kocis, Marc Lair, Pat Donkof, David Linkletter
3. MASON CITY	45.20	Chris Stewart, Craig Mahoney, Adam Miller, Chris Sanchez
4. CEDAR RAPIDS, Washington	45.35	Terry Smith, John Hickok, Kris Dinucci, Jeff Kapler
5. SIOUX CITY, West	45.37	Cecil O'Neal, Aaron Flemister, Travis Deer, Brian Biggerstaff
6. SIOUX CITY, North	45.49	Todd Trometer, Travis Nordhorst, Kevin Juhnke, Matt Welding
7. NEWTON	45.73	Todd Meyer, Deano Williams, Chris Long, Jeff Lowe
8. OSAGE	45.78	Kevin Blaser, Paul Gostonczik, Todd Huegli, Barry Bodtke

HEAT FIVE

1. OTTUMWA	45.39	Bill Dunning, David Nathaniel, Mark Cook, Marvin Boyer
2. DES MOINES, Lincoln	45.53	Mike Zeller, Greg Leaper, Travis Burris, Jeff Ogden
3. CHARLES CITY	45.54	Huy Nguyen, Jim Julian, Matt Gary, Rick Julian
4. BELMOND	45.65	Mark Anderson, Derek Stevenson, Brian Gargano, Steve Ziller
5. CEDAR FALLS	46.03	Scott Hansen, Troy Alberts, Antonio Johnson, Tim Carlo
6. SUTHERLAND	46.09	John Reimann, Joe Gerstandt, Eric Pingel, Scott Waggoner
7. COUNCIL BLUFFS, Jefferson	46.23	Robert Lamkins, Bill Leonard, Bryan Brownsberger, Al Rubio
KEOKUK	Disqualified	

HEAT SIX

1. GRINNELL	44.86	Mike Mohan, Kevin Dixon, Kevin Nagel, Jason Juhl
2. MT. PLEASANT	44.95	Byron Jennings, Brett Holgorsen, Tom Wiegel Willie Barney
3. FORT DODGE	44.98	Bart Howell, Bob Edwards, Brian Woodley, Mark Yepsen
4. C & M of MASSENA	45.74	Rob Ticknor, Mike Stakey, Erick Aupperle, Jeff Hartman
5. COUNCIL BLUFFS, Lincoln	46.29	Jeff Tilley, Rick Reimer, Torrey Larsen, Kurt Kay
SERGEANT BLUFFS-LUTON MONTICELLO	Disqualified DNF	

HEAT SEVEN

1. WAVERLY-SHELL ROCK	45.76	Rob Luebbers, Brent Koleno, Derek Vallem, Joe Holland
2. CENTER POINT	45.90	Mike Oelberg, Steve Kramer, John Hines, Chris Wall
3. JOHNSTON	45.98	Bart Ratterree, Matt Mertens, Steve Strickland, Joel Johnson
4. KANAWHA	46.32	Roger Dewaard, Tim Zeigler, Rich Cockrell, Neal Jackson
5. SPIRIT LAKE	46.58	Jeff Heimensen, David Godbold, Daris Grothart Casey Piper
6. MARION	46.82	Mike Cahalan, Shane Wingerson, Scott Barrington, Shane Kasner
7. MISSOURI VALLEY	46.98	Ken Ford, Jim Burbridge, Tony Stueve, Sam Fidone

HEAT EIGHT

1. CEDAR FALLS	45.38	Mark Anders, Jason Wood, Ross Paup, Mike Perran
2. WAUKON	45.44	Eric Fritz, Ted Snitker, Lenny Bulman, Scott Jenkins
3. WEST LIBERTY	45.82	Rob Wise, Greg Martin, Jose Reuelez, Trey Wedel
4. MESERVEY-THORNTON	45.83	Tony Schilling, Steve Gunnerson, Mike Schilling, John Kasper
5. CLEAR LAKE	45.86	Paul Huntley, Blake Miller, George Barlas, Dave Wood
6. MARSHALLTOWN	46.42	Brian Robertson, Brad Smith, Scott Lang, Jim Gradwell
7. URBANDALE	46.43	Mike Wathen, Rusty Lieurance, Dan Chambers, Dan Rush
8. GUTHRIE CENTER	46.57	Shane Christensen, Ron Davis, Todd Hansen, Keith Stetzel

HEAT NINE

1. DOWLING of WEST DES MOINES	45.49	Eric Mozaa, Jason Soliday, Mike Patted, Chris Landolt
2. SUMNER	45.76	Mike Jergens, Denny Salmon, Mark Sulentic, Steve Robinson
3. BATTLE CREEK	46.11	Steve Albers, Keith Huss, Todd Lund, Kerby Huss
4. BRITT	46.42	Brian DeGeus, Paul Kumsher, Tim Cutkomp, Marty Goepel
5. MONROE	46.48	Brian Van Wyk, Dennis Worth, Brent Van Weelden, Shawn Emmach
6. WEST MONONA of ONAWA	46.66	David Rieff, Tim Cass, Richie Merritt, Scott Jordan
7. RED OAK	46.67	Mike Godbout, Brian Black, Troy Lock, Kevin Smith
COUNCIL BLUFFS, St. Albert	Disqualified	

HEAT TEN

1. ATLANTIC	45.14	Mike Boudle, Doug Polaschek, Brad Pellett, Mark Templeman
2. VENTURA	45.15	Chris Anderson, Todd D. Miller, Todd T. Miller, Scott DeMaray
3. PLEASANT VALLEY	45.84	Todd Connelly, Brian Depover, Chip Nall, Tom Miller
4. NORWALK	45.97	Jim Jans, Lee Wiggins, Chad Street, Tony Lisle
5. COLUMBUS of COLUMBUS JUNCTION	46.02	Shawn Acord, Steve Ryan, Brian Westlake, Chris DellaVedova
6. LAKE CITY	46.25	Kent Maahs, Jason Zimmerman, Jeff Mohr, Larry Christensen
7. CLARION	46.45	David Keller, Stuart Swanson, Monty Harker, Pat Conlon

HEAT ELEVEN

1. DUBUQUE, Hempstead	46.05	Joe Connolly, Mark Runde, Ron Farnum, Kevin Shelter
2. WASHINGTON	46.31	Jeff Johnson, Tim Marek, Joel Witthoft, Darren Hill
3. CASCADE	46.80	Greg Gehl, Mike Otting, Loras McElmeel, Kevin Felton
4. GLENWOOD	47.17	Tim Chambers, Terry Stanton, Thad Schawb, Rod Tye
5. NEVADA	47.24	Joe Buffington, Jeff Winieski, Jason Lanning, Doug Ostrich
TRI-COUNTY of THORNBURG ALTA	Disqualified DNF	

HEAT TWELVE

1. ALBIA	46.10	Noland Johnson, Scott Bettis, Norm Stocker, Jeff Knupp
2. AVOHA of AVOCA	46.43	David Bywater, Roger Brown, Mark Scheffler, Nick Nelsen
3. DES MOINES, North-Tech	46.55	Terrance Manning, Leonard Brown, Mike Luna, Derrick Wyse
4. GRISWOLD COMMUNITY	47.03	Chriss Jahnke, Larry Pace, Darrin Kimpson, John Schroeder
5. TIPTON	47.10	Tim Schneider, Jeff Murphy, Matt Friday, Todd Sturdy
6. CENTRAL of DEWITT	47.58	Darren Witt, Jeff Griep, Tim Ocker, Todd Reeg
7. CENTERVILLE	47.83	Chad Campbell, John Den Hartog, Rick Buger, Shawn Oden
SHELDON	DNF	

HEAT THIRTEEN

1. SOUTHEAST POLK of RUNNELLS	46.03	Steve Semprini, Larry Cullinan, Scott White, Todd Brown
2. AUDUBON	46.13	Steve Walther, Darren Ditto, Kurt Slothouber, Jim Feddersen
3. WOODBINE	46.55	Jason Speak, Greg Mathiason, Scott Harris, Steve Ehlert
4. SOLON	46.77	David Murphy, Matt Ellison, David Durr, Jeff Greene
5. CLARENCE-LOWDEN	47.00	Gerald Moore, Bryan Schroeder, Jeff Brunscheen, Jeff Spies
6. EAGLE GROVE	47.09	Mark Jewell, Heath Chelesvig, Chris Anderson, Mark Reiland
7. CLEAR CREEK of TIFFIN	47.30	Kris Casper, Al Robinson, Dan Wallace, Bob Wallace
8. PEKIN of PACKWOOD	48.7	Pat Adam, Todd Willhoit, Phil Hill, Pat Pfannenbecker

HEAT FOURTEEN

1. KNOXVILLE	46.43	Tony Galeazzi, Keith Fridlington, Eric Peterson, Philip Klauster
2. ODEBOLT-ARTHUR	46.47	Doug Mattes, Terry Neville, Lee Cranston, Curtis Wareham
3. JESUP	46.67	Tim Smith, Scott Delagardelle, Eric Goodenbour, Brent Kramer
4. ELDORA-NEW PROVIDENCE	46.78	Chris Frerichs, Jamie Liittschwager, Travis Winter, Rod Liston
5. SIOUX CENTER	46.98	Brian Draayer, Jerry Zomermaang, Richard Jentsch, Jim Den Herder
6. ROLAND-STORY of STORY CITY	47.39	Kent Clayberg, Chris Peterson, Von Lop Quang, Gary Nunn

HEAT FIFTEEN

1. CEDAR RAPIDS, Prairie	46.52	Richard Jeffrey, Gary Kalous, John Michel, Matt Kulish
2. CARLISLE	46.83	Lance Brandt, Brian A. Keeney, Erik Kuebler, Rob Moulton
3. CHEROKEE	46.99	Marvin Peck, Mike Benson, Matt Nankens, Jim Martin
4. IOWA FALLS	47.03	Troy Hoover, Gary Birdwall, Troy Duit, Grant Vosloh
5. CENTRAL LEE of ARGYLE	47.63	Brian White, Arnold Gonzalez, Tony Mendex, Monte Petry
6. FORT MADISON	47.66	Eric Dillard, Tim Mueller, Dave Simpson, Steve Stanbridge
7. CAL of LATIMER	47.88	Kevin Wenzel, Scott Heiserman, Darwin Van Horn, Steve Derenkamp

HEAT SIXTEEN

1. LEWIS CENTRAL of COUNCIL BLUFFS	45.63	Sean Flanagan, Eric Rodenburg, John Fox, Eric Feeney
2. PATON-CHURDAN	46.64	Brett Adams, Todd Lee, Dan Sabus, Jim Doran
3. NORTH FAYETTE of WEST UNION	46.78	Tom Durscher, Randy Parmley, Ken Boeke, Vance Zimmer
4. CLARINDA	46.84	Jay Miller, Mark Moses, Larry Sanson, Mark Negley

Qualifiers: Ames; Valley of West Des Moines; Waterloo, East; Davenport, North;
Iowa City, West; Des Moines Roosevelt; Waterloo, West; Clinton

4x400-METER RELAY, High School Boys, Preliminaries - Event 54HEAT ONE

1. IOWA CITY, West	3:24.26	Matt Hollingsworth, Mike O'Connor, Chris Richardson, James Hall
2. DAVENPORT, Central	3:25.96	Aaron Johnson, Willie Shorter, Lee Blevins, Eric Wiseman
3. CEDAR RAPIDS, Jefferson	3:26.44	David Vanous, Damon Robinson, David Reid, Jeff Sharpe
4. AMES	3:26.78	Chad Greimann, Mark Pelzer, Brett Carney, Bob Cox
5. WATERLOO, Central	3:27.54	Don Wright, Richard Powell, David Harrington Andrae Dudlet
6. IOWA CITY	3:28.04	Bryan Dixon, Mark Dawson, Kelly Durian, Brad Gehrke
7. SPENCER	3:29.01	Kevin Freeman, Greg Marco, Scott Lewis, Todd Luddusaw
8. NEWTON	3:29.90	Steve Plamer, Tim Stiles, Jon Agnew, Jeff Osborn

HEAT TWO

1. BURLINGTON	3:22.19	Jim Wagler, Trevor Grimshaw, Scott McAnally Robert Pearson
2. DAVEPORT, North	3:23.90	James Johnson, Darius Daye, James Henderkot Aubreon Waltin
3. DES MOINES, Hoover	3:24.88	Dwight Gaines, Cedric Allen, Richard Clardy David Nash
4. ANKENY	3:26.20	John Schmitz, Chris Weibel, Doug Livermore, Kevin Little
5. DES MOINES, Roosevelt	3:27.40	Steve Carson, Dwayne Coleman, Tom Leany, Darrin Jackman
6. VALLEY of WEST DES MOINES	3:27.60	Shannon White, Matt Koeneck, Hal Lunsford, Brook Peterson
7. MARSHALLTOWN	3:24.66	Kelly Raddach, Mike Miller, Mark Finch, Jim Turner
8. CLINTON	3:33.8	Brad Dalldorf, Marty Dean, Kendrick William Tim Guidry

HEAT THREE

1. PELLA	3:26.26	Doug Van Wyk, Kevin Hackert, Jim Bruxvoort, Dennis Vander Horst
2. LEMARS	3:27.74	Monty Wurth, Kirk Harrington, Jim Mayrose, Tim Neubrand
3. MUSCATINE	3:28.02	Jay Luedtke, Darren Lemkau, Doug Thacker, Marc Nowling
4. FORT DODGE	3:28.19	Jon Purcell, Arthur Roberts, Shane Sindlinger, Mark Yepsen
5. OSAGE	3:30.12	Shannon Bisgard, Dan Gerdes, Todd Huegli, Paul Gostonczik
6. DUBUQUE	3:31.27	Jeff Brock, Todd Gill, Brad Pecic, Chris Yoric
7. DUBUQUE, Hempstead	3:33.47	Kevin Shetler, Jim Syemour, Ted Hillard, Steve Schoenauer
8. CEDAR RAPIDS, Kennedy	3:34.26	Doug Royer, Mark Mather, Scott Tate, Steve Middlkauff

Qualifiers: Burlington; Davenport, North; Iowa City, West; Des Moines, Hoover,
Davenport, Central; Ankeny; Pella; Cedar Rapids, Jefferson

4x400-METER RELAY, High School Girls, Preliminaries - Event 25HEAT ONE

1. PLEASANT VALLEY	4.01.79	Stacey Schroeder 60.9; Lexie Anderson 60.0; Anne Seaberg 61.4; Krisi Parsons 58.7
2. CEDAR RAPIDS, Kennedy	4:05.65	Kristy Lechty 63.0; Heather Carver 61.2; Jenni Adams 63.3; Tami Hoffman 58.1
3. FAIRFIELD	4:06.44	Amber Stump 59.4; Shari Essary 62.4; Dian Peaslee 60.7; Pam Harris 64.0
4. MARSHALLTOWN	4:09.68	Kim Johnson 62.6; Lynn Miller 59.8; Cassie Morkin 62.7; Lori Wachel 64.9
5. CAMANCHE	4:10.03	Michelle Null, Michelle Gertson, Alysia Gonzales, Audrey Everson
6. MUSCATINE	4:10.43	Cindy Morgan, Molly McAreary, Chris Kuhn, Tami Hoskins
7. SIOUX CITY, Heelan	4:10.72	Deana Dacres 62.0; Peggy Shearon 63.3; Susan Reinsch 63.3; Shelly Shearon 62.2
8. CENTRAL of DE WITT	4:13.7	Sheila Lawrence, Holly Pierce, Anne Bloom Chris Jaques

HEAT TWO

1. DAVENPORT, Central	4:02.09	Rochelle Allen 60.2; Keri Frei 61.2; Sandra Hester 61.0; Laura Case 59.7
2. ANAMOSA	4:04.13	Gerae Hermesch 64.0; Leslie Humpal 61.0; Tami Twachtman 60.9; Missy Ruess 58.2
3. CEDAR RAPIDS, Jefferson	4:04.29	Stacie Finn 59.8; Robin Threatt 65.5; Julie Davis 60.4; Denise Campbell 58.5
4. DAVENPORT, West	4:04.80	Sherry Shedd, Angie Heilmann, Cherie Fahrenkrug
5. DUBUQUE, Wahlert	4:05.28	Maria Rhomberg, Janine Gremmel, Lisa Nowes, Marni Wahlert
6. NEWTON	4:08.8	Jennifer Clemon 62.4; Rae Kirchdhoff 63.8; Stacy Simpson 64.2; Diane Black 58.4
7. DUBUQUE, Hempstead	4:09.65	Sue Sheppley, Lisa Schoenauer, Dawn Timmerman, Rhonda Ruden
8. LEWIS CENTRAL of COUNCIL BLUFFS	4:13.2	Shari Massman 64.1; Gina Kelley 63.2; Dee Christenson 63.3; Sue Bowen 62.6

HEAT THREE

1. VALLEY of WEST DES MOINES	3:59.95	Kelly Kane 60.8; Julie Snook 60.0; Susan Cross 60.0; Carrie Hanson 59.2
2. DES MOINES, East	4:04.64	Johnelle Edmonds, Jenny Carroll, Michaelae Gallagher, Lisa Edmonds
3. WAVERLY-SHELL ROCK	4:05.77	Judy Flugge, Jennifer Syverson, Swahn Magnall, Trish Heine
4. BETTENDORF	4:07.11	Beth Flynn 61.5; Danette Robinson 62.3; Marci Dittman 63.7; Jule Waterman 59.7
5. WESTERN CHRISTIAN of HULL	4:07.39	Mary Heynen 62.2; Kayla Blik 63.9; Julie Heemskerk 60.3; Barb Vink 60.9
6. AMES	4:07.77	Jill Isaacson 61.9; Amy Holm 62.5; Lisa Tice 62.7; Brittany Wombacher 60.7
7. FORT DODGE	4:12.8	Loretha Mosley, Tricia Hurdel, Erin Reed, Renee Schwab
8. DUBUQUE	4:11.31	Chris Flick, Kelly Merrick, Kim Ganshorn, Tina Duehr

Qualifiers: Valley of West Des Moines; Pleasant Valley; Davenport, Central; Anamosa; Cedar Rapids, Jefferson; Des Moines, East; Davenport, West; Dubuque, Wahlert