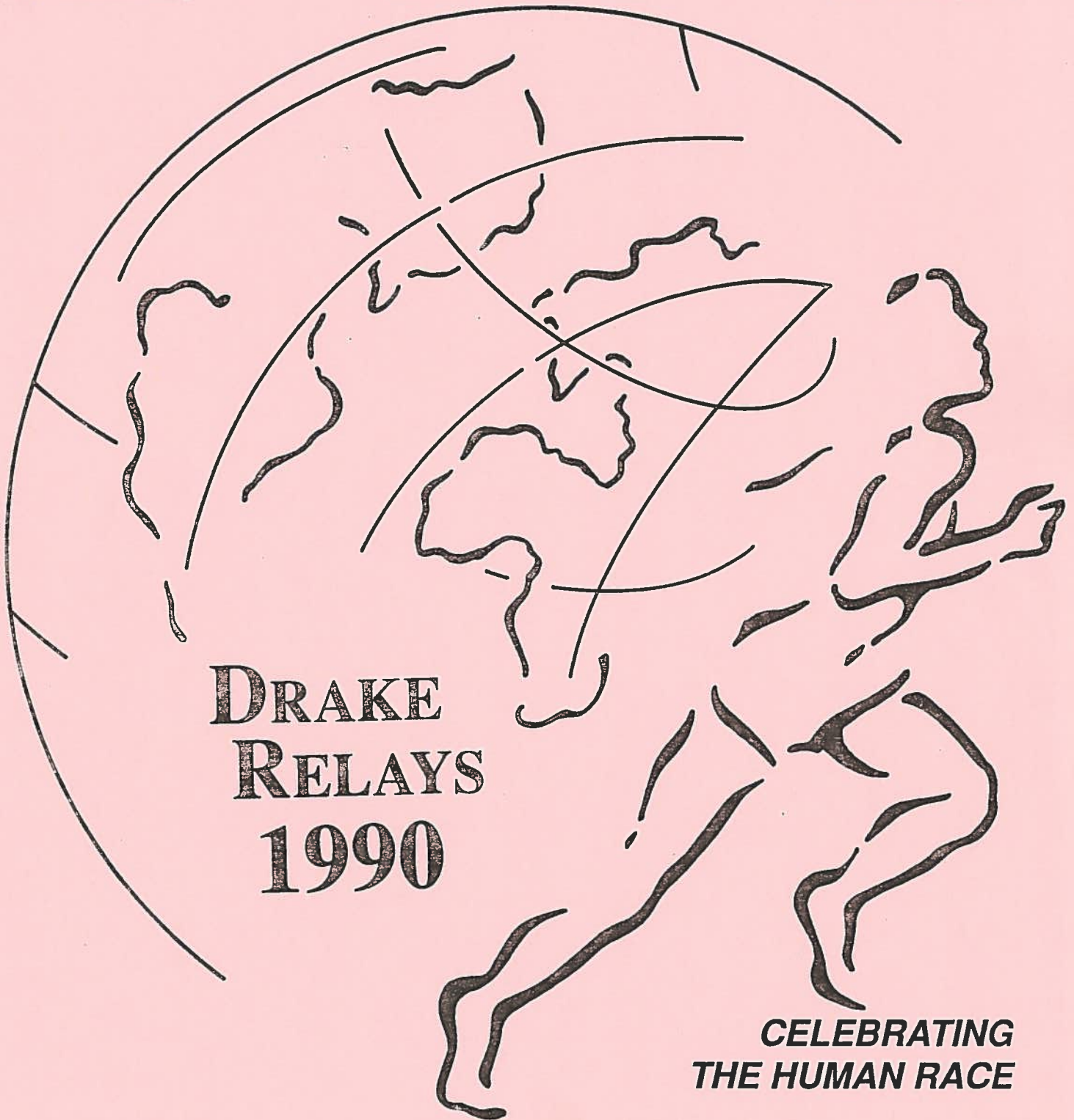


Drake University

"America's Athletic Classic"

Des Moines, Iowa



**DRAKE  
RELAYS  
1990**

***CELEBRATING  
THE HUMAN RACE***

**Heptathlon-Decathlon Results  
Tuesday-Wednesday, April 24-25, 1990**

**1990 DRAKE RELAYS DECATHLON**

**EVENT #1 -- 100-METER DASH -- Tuesday, April 24, 1990**

	<u>MARK/TIME</u>	<u>EVENT POINTS</u>	<u>TOTAL POINTS</u>	<u>PLACE</u>
1. Richard Beattie, Alabama	10.57	959	959	1
2. Kip Janvrin, K & K Track Club	11.17	823	823	2
3. Mark Spitzer, Ultimate Performance AC	11.26	804	804	3
4. Darrin Steele, Eastern Illinois	11.27	801	801	4
5. Rich Schwieger, Nebraska	11.28	799	799	5
6. Jay Thorson, RTI Track Club	11.33	789	789	6
7. Robert Holzer, Eastern Illinois	11.37	780	780	7
8. Kurt Hasenstein, North Central TC	11.40	774	774	8
9. Jeff Trier, Ball State	11.57	738	738	9
10. Ron Oberfoell, Drake	11.67	717	717	10
11. Mike Giesler, Eastern Illinois	11.69	713	713	11
12. Jay Brockhaus, Doane	11.70	711	711	12
13. Jarod Burge, Doane	11.86	679	679	13
<b>#Roman Terekhov, USSR-Stavropol</b>	<b>10.87</b>	<b>890</b>	<b>890</b>	<b>(Exhibition)</b>

**EVENT #2 -- LONG JUMP**

1. Mark Spitzer, Ultimate Performance AC	7.36 (24-1 3/4)	900	1704	2
2. Kip Janvrin, K & K Track Club	7.14 (23-5 1/4)	847	1670	3
3. Richard Beattie, Alabama	6.98 (22-10 3/4)	809	1768	1
4. Rick Schwieger, Nebraska	6.93 (22-9)	797	1596	4
5. Jay Thorson, RTI Track Club	6.90 (22-7 3/4)	790	1579	5
6. Kurt Hasenstein, North Central TC	6.62 (21-8 3/4)	725	1499	6
7. Robert Holzer, Eastern Illinois	6.54 (21-5 1/2)	707	1487	7
8. Darrin Steele, Eastern Illinois	6.42 (21-0 3/4)	679	1480	8
9. Mike Giesler, Eastern Illinois	6.34 (20-9 3/4)	661	1374	10
10. Ron Oberfoell, Drake	6.33 (20-9 1/4)	659	1376	9
11. Jarod Burge, Doane	6.18 (20-3 1/2)	626	1305	12
12. Jay Brockhaus, Doane	6.16 (20-2 1/2)	621	1332	11
13. Jeff Trier, Ball State	5.78 (18-11 1/2)	540	1278	13
<b>#Roman Terekhov, USSR-Stavropol</b>	<b>7.50 (24-7 1/4)</b>	<b>935</b>	<b>1825</b>	

**EVENT #3 -- SHOT PUT**

1. Jeff Trier, Ball State	14.81 (48-7 1/4)	778	2056	9
2. Kip Janvrin, K & K Track Club	14.20 (46-7 1/4)	741	2411	2
3. Mike Giesler, Eastern Illinois	13.76 (45-1 3/4)	714	2088	7
4. Richard Beattie, Alabama	13.53 (44-4 3/4)	700	2468	1
5. Jay Thorson, RTI Track Club	13.46 (44-1 1/2)	695	2274	4
6. Mark Spitzer, Ultimate Performance AC	12.76 (41-10 1/2)	653	2357	3
7. Jarod Burge, Doane	12.61 (41-4 1/4)	643	1948	11
8. Kurt Hasenstein, North Central TC	12.14 (39-10)	615	2114	5
9. Darrin Steele, Eastern Illinois	11.95 (39-2 1/4)	603	2083	8
10. Robert Holzer, Eastern Illinois	11.05 (36-3)	549	2036	10
11. Rick Schwieger, Nebraska	10.50 (34-5 1/2)	516	2112	6
Jay Brockhaus, Doane	10.50 (34-5 1/2)	516	1848	12
13. Ron Oberfoell, Drake	9.16 (30-0 3/4)	436	1812	13
<b>#Roman Terekhov, USSR-Stavropol</b>	<b>14.05 (46-3/4)</b>	<b>731</b>	<b>2556</b>	



**EVENT # 4 -- HIGH JUMP**

1. Darrin Steele, Eastern Michigan	2.03 (6-8)	831	2914	5
2. Kip Janvrin, K&K Track Club	2.00 (6-6 3/4)	803	3214	1
3. Rich Schwieger, Nebraska	1.97 (6-5 1/2)	776	2888	6
4. Mike Giesler, Eastern Illinois	1.94 (6-4 1/4)	749	2837	7T
Jay Thorson, RTI Track Club	1.94 (6-4 1/4)	749	3023	3
John Brockhaus, Doane	1.94 (6-4 1/4)	749	2597	11
7. Kurt Hasenstein, North Central TC	1.91 (6-3 1/4)	723	2837	7T
8. Jerod Burge, Doane	1.82 (5-11 1/2)	644	2592	12
Robert Holzer, Eastern Illinois	1.82 (5-11 1/2)	644	2680	9
Richard Beattie, Alabama	1.82 (5-11 1/2)	644	3112	2
Mark Spitzer, Ultimate Performance AC	1.82 (5-11 1/2)	644	3001	4
12. Jeff Trier, Ball State	1.79 (5-10 1/2)	619	2675	10
Ron Oberfoell, Drake	1.79 (5-10 1/2)	619	2431	13

**\*Roman Terekhov, USSR-Stavropol 2.03 (6-8) 831 3387**

**EVENT # 5--400-METER DASH**

1. Robert Holzer, Eastern Illinois	:49.19	852	3532	8
2. Kip Janvrin, K&K Track Club	:49.71	828	4042	1
3. Darrin Steele, Eastern Illinois	:49.90	819	3733	5
4. Jay Thorson, RTI Track Club	:50.38	797	3820	3
5. Mark Spitzer, Ultimate Performance AC	:50.71	782	3783	4
6. Richard Beattie, Alabama	:50.78	779	3891	2
7. Rick Schwieger, Nebraska	:51.44	749	3637	6
8. Kurt Hasenstein, North Central TC	:52.37	709	3546	7
John Brockhaus, Doane	:52.37	709	3306	11
10. Mike Giesler, Eastern Illinois	:53.06	679	3516	9
11. Jeff Trier, Ball State	:53.91	643	3318	10
12. Jerod Burge, Doane	:54.88	604	3196	12
13. Ron Oberfoell, Drake	:57.12	516	2947	13

**\*Roman Terekhov, USSR-Stavropol :49.13 855 4242**

**First-Day Leaders**

1. Kip Janvrin, K&K Track Club	4042
2. Richard Beattie, Alabama	3891
3. Jay Thorson, RTI Track Club	3820
4. Mark Spitzer, Ultimate Track Club	3783
5. Darrin Steele, Eastern Illinois	3733
6. Rick Schwieger, Nebraska	3637
7. Kurt Hasenstein, North Central TC	3536
8. Robert Holzer, Eastern Illinois	3532
9. Mike Giesler, Eastern Illinois	3516
10. Jeff Trier, Ball State	3318
11. Jay Brockhaus, Doane	3306
12. Jarod Burge, Doane	3196
13. Ron Oberfoell, Drake	2947

**\*Roman Terekhov, USSR-Stavropol 4242**

**DAY 2 -- DECATHLON -- April 26, 1990****EVENT #6 -- 110-METER HURDLES**

1. Jay Thorson, RTI Track Club	:14.42	921	4741	2
2. Kip Janvrin, K & K Track Club	:14.74	881	4923	1
3. Richard Beattie, Alabama	:15.08	840	4731	3
4. Rick Schwieger, Nebraska	:15.16	830	4467	6
5. Robert Holzer, Eastern Illinois	:15.25	820	4352	7
6. Mark Spitzer, Ultimate Performance AC	:15.26	818	4601	4
7. Darrin Steele, Eastern Illinois	:15.58	781	4514	5
8. Mike Giesler, Eastern Illinois	:15.93	741	4257	9
9. Kurt Hasenstein, North Central TC	:15.96	737	4283	8
10. Jay Brockhaus, Doane	:16.18	713	4019	10
11. Jarod Burge, Doane	:16.67	659	3855	12
12. Jeff Trier, Ball State	:17.64	559	3877	11
13. Ron Oberfoell, Drake	:17.98	526	3473	13

**\*Roman Terekhov, USSR-Stavropol :14.45      917      5159**

**EVENT #7 -- DISCUS**

1. Jay Thorson, RTI Track Club	43.26 (141-10)	731	5472	2
2. Kip Janvrin, K & K Track Club	41.22 (135-2)	689	5612	1
3. Kurt Hasenstein, North Central TC	40.74 (133-8)	680	4963	7
4. Mike Giesler, Eastern Illinois	40.42 (132-6)	673	4930	8
5. Jeff Trier, Ball State	39.92 (130-11)	663	4540	10
6. Darrin Steele, Eastern Illinois	39.78 (130-5)	660	5174	5
7. Mark Spitzer, Ultimate Performance AC	38.22 (125-3)	628	5229	4
8. Jarod Burge, Doane	37.06 (121-6)	605	4460	12
9. Rick Schwieger, Nebraska	36.36 (119-3)	591	5058	6
10. Richard Beattie, Alabama	34.98 (114-9)	563	5294	3
11. Robert Holzer, Eastern Illinois	34.00 (111-6)	544	4896	9
12. Jay Brockhaus, Doane	30.68 (100-8)	478	4497	11
13. Ron Oberfoell, Drake	28.96 (94-11)	444	3917	13

**\*Roman Terekhov, USSR-Stavropol 41.88 (137-5)      703      5862**

**EVENT #8 -- POLE VAULT**

1. Jay Thorson, RTI Track Club	5.20 (17-0 3/4)	972	6444	2
2. Kip Janvrin, K & K Track Club	5.00 (16-4 3/4)	910	6522	1
3. Rick Schwieger, Nebraska	4.80 (15-9)	849	5907	4
4. Robert Holzer, Eastern Illinois	4.70 (15-5)	819	5715	7
5. Richard Beattie, Alabama	4.50 (14-9)	760	6054	3
6. John Brockhaus, Doane	4.30 (14-1 1/4)	702	5199	10
7. Mike Giesler, Eastern Illinois	4.20 (13-9 1/4)	673	5603	8
Jerod Burge, Doane	4.20 (13-9 1/4)	673	5133	11
9. Ron Oberfoell, Drake	4.10 (13-5 1/4)	645	4562	13
10. Mark Spitzer, Ultimate Performance AC	4.00 (13-1 1/2)	617	5846	5
11. Darrin Steele, Eastern Illinois	3.80 (12-5 1/2)	562	5736	6
Jeff Trier, Ball State	3.80 (12-5 1/2)	562	5102	12
13. Kurt Hasenstein, North Central TC	3.70 (12-1 1/2)	535	5498	9

**\*Roman Terekhov, USSR-Stavropol 4.40 (14-51/4)      731      6593**



**EVENT #9 -- JAVELIN**

1. Mike Giesler, Eastern Illinois	57.86 (189-10)	706	6309	8
2. Darrin Steele, Eastern Illinois	56.68 (185-11)	688	6424	6
3. Kip Janvrin, K & K Track Club	56.60 (185-8)	687	7209	1
4. Mark Spitzer, Ultimate Performance AC	54.52 (177-11)	652	6498	4
5. Kurt Hasenstein, North Central TC	53.36 (175-1)	638	6136	9
6. Jay Beattie, Alabama	53.06 (174-1)	634	6688	3
7. John Brockhaus, Doane	52.2 (171-4)	622	5821	10
8. Jeff Trier, Ball State	51.38 (168-7)	609	5711	11
9. Jay Thorson, RTI Track Club	51.34 (168-1)	607	7051	2
10. Robert Holzer, Eastern Illinois	50.90 (167-0)	602	6317	7
11. Jerod Burge, Doane	48.40 (158-9)	565	5698	12
12. Rick Schwieger, Nebraska	46.36 (152-1)	535	6442	5
13. Ron Oberfoell, Drake	35.66 (117-0)	380	4942	13

**\*Roman Terekhov, USSR-Stavropol 54.10 (177-6) 649 7242**

**EVENT #10 -- 1500**

1. Kip Janvrin, K&K Track Club	4:19.36	816	8025	1
2. Robert Holzer, Eastern Illinois	4:25.74	773	7090	5
3. Jay Thorson, RTI Track Club	4:26.36	769	7820	2
4. Kurt Hasenstein, North Central TC	4:28.97	751	6887	9
5. John Brockhaus, Doane	4:32.23	730	6551	10
6. Mike Giesler, Eastern Illinois	4:35.30	710	7019	8
7. Rick Schwieger, Nebraska	4:39.19	685	7127	3
8. Darrin Steele, Eastern Illinois	4:40.49	677	7101	5
9. Jerod Burge, Doane	4:49.45	622	6320	11
10. Mark Spitzer, Ultimate Performance	4:50.94	613	7111	4
11. Jeff Trier, Ball State	5:16.43	469	6180	12
12. Ron Oberfoell, Drake	5:20.41	448	5390	13
13. Richard Beattie, Alabama	5:37.98	361	7049	7

**\*Roman Terekhov, USSR-Stavropol 4:17.20 831 8073**

**Final Leaders**

1. Kip Janvrin, K & K Track Club	8025
2. Jay Thorson, RTI Track Club	7820
3. Rick Schwieger, Nebraska	7127
4. Mark Spitzer, Ultimate Performance AC	7111
5. Darrin Steele, Eastern Illinois	7101
6. Robert Holzer, Eastern Illinois	7090
7. Richard Beattie, Alabama	7049
8. Mike Giesler, Eastern Illinois	7019
9. Kurt Hasenstein, North Central TC	6887
10. John Brockhaus, Doane,	6551
11. Jarod Burge, Doane	6320
12. Jeff Trier, Ball State	6180
13. Ron Oberfoell, Drake	5390

**\*Roman Terekhov, USSR-Stavropol 8073**

**FINAL DECATHLON NOTES**

--Kip Janvrin wins fourth straight Drake Relays decathlon title while setting PR--previous high was 7994  
 --Janvrin moves into the No. 3 spot on the overall Drake Relays career victory list with four titles.  
 --He becomes the fourth performer in the 81-year history of the Drake Relays to have won an event at least four straight years, joining: Debbie Carroll, Collins Ia. , girls' prep 100 (1971-74); Mel Lattany, Georgia, university-college 100 (1978-81) and Cindy Bremser, Wisconsin Track Club, women's 1500-meter run (1978-81).

## 1990 DRAKE RELAYS HEPTATHLON

### EVENT #1 -- 100-METER HURDLES -- Tuesday, April 24, 1990

	<u>MARK/TIME</u>	<u>EVENT POINTS</u>	<u>TOTAL POINTS</u>	<u>PLACE</u>
1. Susie Frodge, Toledo	14.28	938	938	1
2. Cathy Tyree, Nike Coast TC	14.48	912	912	2
3. Kim Oden, Nebraska Wesleyan	14.49	910	910	3
Teri LeBlanc, Nike Coast TC	14.49	910	910	3
5. Wendi Simmons, Graceland	14.67	886	886	5
6. Chris Spindler, Marquette	15.53	773	773	6
7. Lynne Frey, Nebraska	15.89	728	728	7
8. Barb Buckwalter, Buena Vista	16.67	634	634	8
9. Valerie Patterson, Northern Iowa	17.73	517	517	9

**#Tatyana Zhuravlova, USSR-Stavropol 13.97 983 (Exhibition)**

### EVENT #2 -- HIGH JUMP

1. Kim Oden, Nebraska Wesleyan	1.79 (5-10 1/2)	966	1876	1
2. Susie Frodge, Toledo	1.76 (5-9 1/4)	928	1866	2
3. Cathy Tyree, Nike Coast TC	1.73 (5-8)	891	1803	3
Teri LeBlanc, Nike Coast TC	1.73 (5-8)	891	1801	4
Lynne Frey, Nebraska	1.73 (5-8)	891	1619	6
6. Wendi Simmons, Graceland	1.61 (5-3 1/4)	747	1633	5
Chris Spindler, Marquette	1.61 (5-3 1/4)	747	1520	7
8. Valerie Patterson, Northern Iowa	1.49 (4-10 3/4)	610	1127	9
9. Barb Buckwalter, Buena Vista	1.43 (4-8 1/4)	544	1178	8

**\*Tatyana Zhuravlova, USSR-Stavropol 1.76 (5-9 1/4) 928 1911**

### EVENT # 3 -- SHOT PUT

1. Cathy Tyree, Purdue	13.35 (43-9 3/4)	751	2554	1
2. Lynne Frey, Nebraska	12.50 (40-11 3/4)	694	2313	5
3. Susie Frodge, Toledo	10.93 (35-10 1/2)	591	2457	2
4. Teri LeBlanc, Nike Coast TC	10.69 (35-1)	575	2376	3
5. Valerie Patterson, Northern Iowa	9.43 (30-11)	492	1519	9
6. Wendi Simmons, Graceland	9.31 (30-6 1/4)	484	2117	6
7. Kim Oden, Nebraska Wesleyan	9.02 (29-6 3/4)	465	2341	4
8. Chris Spindler, Marquette	8.89 (29-2)	457	1977	7
9. Barb Buckwalter, Buena Vista	8.25 (27-0 3/4)	416	1594	8

**\*Tatyana Zhuravlova, USSR-Stavropol 12.26 (40-2 1.2) 678 2589**

### EVENT # 4 -- 200-METER DASH

1. Wendi Simmons, Graceland	:24.74	911	3028	5
2. Teri LeBlanc, Nike Coast TC	:25.20	869	3245	2
3. Cathy Tyree, Nike Coast TC	:25.84	811	3365	1
4. Susie Frodge, Toledo	:26.29	772	3229	3
5. Barb Buckwalter, Buena Vista	:26.71	736	2330	8
6. Kim Oden, Nebraska Wesleyan	:26.98	713	3054	4
7. Chris Spindler, Marquette	:27.04	708	2685	7
8. Lynne Frey, Nebraska	:27.57	665	2978	6
9. Valerie Patterson, Northern Iowa	:27.77	649	2268	9

**\*Tatyana Zhuravlova, USSR-Stavropol :24.41 942 3531**



**FIRST DAY LEADERS**

1. Cathy Tyree, Nike Coast TC	3365
2. Teri LeBlanc, Nike Cosst TC	3245
3. Susie Frodge, Toledo	3229
4. Kim Oden, Nebraska Wesleyan	3054
5. Wendi Simmons, Graceland	3028
6. Lynne Frey, Nebraska	2978
7. Chris Spindler, Marquette	2685
8. Barb Buckwalter, Buena Vista	2330
9. Valerie Patterson, Northern Iowa	2268
*Tatyana Zhuravlova, USSR-Stavropol	3531

**DAY 2 -- Heptathlon, April 25, 1990****Event #5 -- Long Jump**

1. Wendi Simmons, Graceland	6.41 (21-1/2)	978	4006	2
2. Cathy Tyree, Nike Coast TC	6.04 (19-9 3/4)	865	4230	1
3. Kim Oden, Nebraska Wesleyan	5.79 (19-0)	786	3840	4
4. Susie Frodge, Toledo	5.62(18-5 1/4)	735	3964	3
Lynne Frey, Nebraska	5.62 (18-5 1/4)	735	3713	5
6. Barb Buckwalter, Buena Vista	5.50 (18-0 1/2)	700	3030	7
7. Chris Spindler, Marquette	5.29 (17-4 1/4)	640	3325	6
8. Valerie Patterson, Northern Iowa	5.00 (16-4 3/4)	559	2827	8
Teri LeBlanc, Nike Coast TC didn't jump -- withdrew				
*Tatyana Zhuravlova, USSR-Stavropol 5.92 (19-5)		825	4356	

**Event #6--Javelin**

1. Lynne Frey, Nebraska	46.10 (151-3)	785	4498	3
2. Cathy Tyre, Nike Coast TC	44.00 (144-4)	744	4974	1
3. Susie Frodge, Toledo	35.34 (115-11)	578	4542	2
4. Kim Oden, Nebraska Wesleyan	32.62 (107-1)	526	4366	4
5. Chris Spindler, Marquette	29.68 (97-4)	471	3796	6
6. Barb Buckwalter, Buena Vista	26.62 (87-4)	413	3443	7
7. Valerie Patterson, Northern Iowa	23.12 (75-10)	347	3174	8
8. Wendi Simmons, Graceland	23.56 (77-3)	355	4361	5
*Tatyana Zhuravlova, USSR-Stavropol 34.90 (111-10)		570	4926	

**Event #7 -- 800-Meter Run**

1. Wendi Simmons, Graceland	2:16.59	870	5231	2
2. Kim Oden, Nebraska Wesleyan	2:29.45	700	5066	4
3. Barb Buckwalter, Buena Vista	2:29.61	698	4141	7
4. Cathy Tyree, Nike Coast Track Club	2:32.95	657	5631	1
5. Lynne Frey, Nebraska	2:33.81	646	5144	3
6. Chris Spindler, Marquette	2:35.35	628	4424	6
7. Valerie Patterson, Northern Iowa	2:35.50	614	3788	8
8. Susie Frodge, Toledo	2:49.68	467	5009	5
*Tatyana Zhuravlova, USSR-Stavropol 2:16.22		876	5802	

**Final Standings**

1. Cathy Tyree, Nike Coast Track Club	5631**
2. Wendi Simmons, Graceland	5231@@
3. Lynee Frey, Nebraska	5144\$
4. Kim Oden, Nebraska Wesleyan	5066&
5. Susie Frodge, Toledo	5009
6. Chris Spindler, Marquette	4424
7. Barb Buckwalter, Buena Vista	4141
8. Valerie Patterson, Northern	3788

**\*Tatyana Zhuravlova, USSR-Stavropol 5802...She sets Drake Stadium record -old mark 5461 by Cathy Tyree, 1987**

**\*\*Meet record -- old mark 5461 points by Tyree, 1987**

**@@Simmons sets NAIA all-time record & is NAIA automatic qualifier**

**\$NCAA Divisional I provisional**


**&NCAA Division III automatic qualifier**



Drake University

"America's Athletic Classic"

Des Moines, Iowa



**DRAKE  
RELAYS  
1990**

**CELEBRATING  
THE HUMAN RACE**

**University-College Division Results  
Friday, April 27, 1990**

81st ANNUAL DRAKE RELAYS  
DRAKE STADIUM, DRAKE UNIVERSITY, DES MOINES, IOWA  
FRIDAY, APRIL 27, 1990

FINALS

WOMEN

FRIDAY MORNING

OFFICIAL RESULTS

UNIVERSITY & COLLEGE

WEATHER REPORT: 60°, Winds out of the South 5-7 mph - Moderate Rain

NOTE: Results are on accutrack timer unless otherwise noted by an "h".

10,000-METER RUN, Women's Invitational, Final

EVENT 3

NCAA Qualifying Standards: Div I - Automatic 34:18.00 - Provisional 35:00.00

1.	Lisa Stone	BAYLOR	35:02.74
2.	Jennifer Brower	IOWA	35:20.24
3.	Michele Marthaler	NEBRASKA	35:51.93
4.	Monique Ecker	OKLAHOMA	36:37.19
5.	Michele Kantor	COLORADO	36:39.15
6.	Angela Aukes	SOUTH DAKOTA STATE	36:44.14
7.	Marta Fonseca	RICE	37:17.70
8.	Kathy Murphy	DE PAUL	37:18.75
9.	Patricia Sherman	BAYLOR	37:17.9
10.	Becky Runion	MINNESOTA	37:38.6
11.	Laura Duffy	MINNESOTA	38:24.0
12.	Chris Wickering	SIMPSON	39:14.0
	Liz Laster	COLORADO (Did Not Finish)	

FRIDAY AFTERNOON

WEATHER REPORT: 62°, Winds out of the South at 6 mph - Light Rain - Humidity 93%

4 X 1600-METER RELAY, University & College Final

EVENT 4

1.	IOWA STATE	16:15.10	Roland Pauwels, 4:06.7; John Brown, 4:04.4; John Nuttall, 3:59.8; Jonah Koech, 4:04.2
2.	NEBRASKA	16:22.35	Frank Graham; Dieudonne Kwizera, 4:03.2; Jacques van Rensburg, 4:02.6; Harold Graham, 4:08.3
3.	KANSAS	16:24.84	Donnie Anderson, 4:06.4; Sean Sheridan, 4:05.9; Jon Joslin, 4:07.2; Steve Heffernan, 4:05.3
4.	MINNESOTA	16:29.17	Sean Fitzgerald, 4:07.4; Chris Harder, 4:09.4; Dan Hebly, 4:06.4; Carson Hoeft, 4:05.9
5.	ALABAMA	16:33.78	Guy Schultz, 4:09.9; Rodney Marks, 4:11.8; David Graham, 4:09.6; German Beltran, 4:02.4
6.	TEXAS-EL PASO	16:35.81	David Medlin, 4:13.7; Tim Kamili, 4:08.8; Ken Lucero, 4:09.6; Frank Wiegman, 4:03.7
7.	LOYOLA	16:42.84	Marc Burns, Mitch McCormick, Dave Nelson, Jim Westphal
8.	COLORADO	16:43.93	Andy Samuelson, Fritz Rodgers, Cisco Bob, Mike Nahom
9.	NOTRE DAME	16:52.55	J. T. Burke, John Coyle, Mike O'Connor, Ryan Cahill
10.	NORTH TEXAS	17:00.71	Stephen Murphy, Dylan Fugitt, Derrick Garrett, Paul Cook
11.	WYOMING	17:02.76	Craig Greenslit, Ray Harvey, Pete Zambrano, Mike Schrag
12.	MARQUETTE	17:31.35	Rob Hartman, Ryan Hendrickson, Glen Gardiner, Charlie Haag
13.	LUTHER	17:50.74	Paul Seffrood, Jeff Hartman, Mark Franklin, Geoff Goellner

MICHIGAN STATE - Did Not Finish



## FRIDAY AFTERNOON WOMENS, UNIVERSITY &amp; COLLEGE

FINALS

100-METER DASH, Women's Special Invitational, Final

EVENT 7

NCAA Qualifying Standards: DIV I - Automatic 11.43 - Provisional 11.70

Wind: 1.16 Against

1. Esther Jones	LOUISIANA STATE	11.51
2. Shantel Ransom	TOLEDO	11.93
3. Lisa Payne	WISCONSIN	12.02
4. Yolanda Johnson	COLORADO	12.07
5. Svetlana Tohervjakova	USSR-Stavropol	12.62

100-METER DASH, Men's Special Invitational, Final

EVENT 9

NCAA Qualifying Standards: Div I - Automatic 10.27 - Provisional 10.40

Wind: 0.76 Against

1. Kevin Little	DRAKE	10.59
2. Kevin Monroe	IOWA STATE	10.70
3. Willie Smith	New York Athletic Club	10.74
4. Stephan Pearson	MORNINGSIDE	10.99
5. Kenny Shedd	NORTHERN IOWA	11.16
6. Kenny Hill	IOWA WESLEYAN	11.33
7. Gennady Markov	USSR-Stavropol	11.48

800-METER, Masters Final

EVENT 11

1. Dennis Stewart	Higginsville, Missouri	2:00.35
2. Don Fish	Davenport, Iowa	2:06.31
3. Ralph Trimble	Urbana, Illinois	2:07.76
4. Michael Kitchell	Ames, Iowa	2:11.69
5. Jim Braig	Dubuque, Iowa	2:11.93
6. Phil Dorff	Urbandale, Iowa	2:13.34
7. Keith Sandvig	West Des Moines, Iowa	2:14.46
8. John Lashbrook	Chicago, Illinois	2:14.78
9. Noel Prussman	Muscatine, Iowa	2:15.43
10. John Walstrom	Manson, Iowa	2:16.08
11. Skip Smith	Waterloo, Iowa	No Time
12. Lee Jampol	Chicago, Illinois	No Time
13. Vaughan Evdy	Bettendorf, Iowa	No Time
14. Rod Swager	Ankeny, Iowa	No Time
15. Scott Rocker	Bettendorf, Iowa	No Time
16. Dennis Mooers	Carlisle, Iowa	No Time

DISTANCE MEDLEY RELAY, Women's Final

EVENT 10

1. IOWA	11:24.12	Tami Hoskins, 2:11.3; Beverly Powell, 55.0; Kim Schneckloth, 3:30.3; Rachelle Roberts, 4:47.3
2. OREGON	11:25.25	Erika Klein, 2:13.9; Kim Hutson, 56.6; Carol Holmen, 3:32.9; Liz Wilson, 4:41.8
3. BAYLOR	11:32.02	Kimberly Nuffer, 2:11.3; Sheila Gibson, 53.3; Natalie Nalepa, 3:35.9; Kristin Mulliner, 4:51.5
4. ALABAMA	11:32.57	Kristen Seabury, 2:10.7; Carleen Smith, 54.5; Tami Van Senus, 3:32.2; Susan Crawford, 4:55.2

## FRIDAY AFTERNOON WOMEN, UNIVERSITY &amp; COLLEGE

FINALS

DISTANCE MEDLEY RELAY, Women's Final, Cont'd.

EVENT 10

5.	IOWA STATE	11:33.90	Kelli Riedesel, Katheleen Hancock, Mimi Walz; Karen Glerum
6.	MINNESOTA	11:37.34	Jenny Alby, 2:15.6; Jessica Kawohl, 56.5; Sarah Renk, 3:32.8; Monika Balint, 4:52.5
7.	KANSAS	11:50.70	Julie Howerton, Sherlanda Brooks, Teri Grzubowski Tricia Brown
8.	SOUTH DAKOTA STATE	11:52.93	Kim Fordham, Barb Riemenschneider, Kiti Johnson, Nicole Scherr
9.	ST. OLAF	12:08.10	Kim Anderson, Vanessa Foli, Moira Petit, Jennifer Larson
10.	MIDLAND LUTHERAN	12:12.60	Tina Dickmeyer, Suzie Edgell, Mary Beaumont, Yvonne Hollmann
11.	EMPORIA STATE	12:17.25	Gretchen Bohm, Katie Wheeler, Ingrid Frazier, Michelle Hebb
12.	SIMPSON	12:25.98	Tina Atchley, Lisa Simpson, Amy Hudek, Vickie Belcher
13.	MANKATO STATE	12:31.05	Roxanne Prange, Denise Hanson, Kathy Petricka, Angie Bartels

4 X 800-METER RELAY, J. M. Saunderson, College Final

EVENT 15

1.	EMPORIA STATE	7:32.88	Shawn Brewer, 1:53.6; Scott Starks, 1:55.3; Matt Hertig, 1:50.8; David Kipelio, 1:53.1
2.	SOUTHEAST MISSOURI STATE	7:35.97	Ted McMillan, 1:53.5; Fred Jones, 1:55.2; Eric Van Matre, 1:51.0; John Daly, 1:56.2
3.	AUGUSTANA-ILL	7:37.80	Dave Terronez, 1:53.9; Trent Morrell, 1:55.4; Dan Markham, 1:54.6; Kevin Severson, 1:53.9
4.	SOUTH DAKOTA STATE	7:40.52	Scott Heckenliable, 1:56.7; Chad Hungerford, 1:55.0; John Cselovszki, 1:54.4; Greg McLaughlin, 1:54.0
5.	DOANE	7:41.15	Dave Gibbons, Rick Kobol, Stacy Priebe, Dave Symonsbergen
6.	NORTH DAKOTA	7:44.02	Wayne Kazmierczak, Jared Bruggeman, Nathan Swenson, Kory Zimney
7.	WISCONSIN-STEVENS POINT	7:46.12	John Ceplina, Rod Garcia, Rich Meinke, Scott Johnson
8.	CONCORDIA-MINN	7:48.76	Kyle Johnson, Todd Johnson, Bart Mueller, Eric Johnson
9.	NORTHEAST MISSOURI STATE	7:48.99	Kevin Long, Tracy Grant, Todd Volkert, Curtis Elam
10.	MORNINGSIDE	7:50.53	Rick Amos, Brent Brennen, Nick Votek, Dave Nash
11.	SIMPSON	7:50.69	Bryan Brownsberger, Chris Lindsley, Steve Fairbairn, Paul Grafelman
12.	NORTH CENTRAL	7:52.98	Ed Clark, Darin Cue, Jim Probst, Rob Harvey
13.	NORTH DAKOTA STATE	7:53.23	Collin Beachy, Syd Lahtinen, Mark Thompson, Paul Lean
14.	CENTRAL	7:53.93	Scott Barth, Mike Gruver, Kevin Hackert, Paul Lovell
15.	NEBRASKA WESLEYAN	7:57.97	Scott Heng, Dave Nebel, Matt Downes, Shawn McDonald
16.	WARTBURG	7:58.30	Matt Duffee, Bob Howie, Dave Miller, Kevin Kearney
17.	HASTINGS	8:10.54	Kevin Priest, Rich Currey, Cory Holl, Joe Scherr



## FRIDAY AFTERNOON WOMEN, UNIVERSITY &amp; COLLEGE

FINALS

4 X 800-METER, Frank Cramer, University Final

EVENT 16

1.	LOUISIANA STATE	7:22.36	Christian Ladner, 1:53.5; Charles Onsare, 1:49.9; Andre Brown, 1:49.9; Maurice Horton, 1:49.0
2.	ARIZONA	7:22.55	Mike Parker, 1:53.2; Jeff Bovee, 1:50.7; Mark Senior, 1:50.7; Gary Cobb, 1:48.0
3.	KANSAS STATE	7:23.48	Jared Strom, 1:51.6; Jason Goertzen, 1:52.0; Randy Helling, 1:52.3; Marcus Wright, 1:47.6
4.	EASTERN MICHIGAN	7:23.85	Paul Kerbey, 1:51.7; Brandon, 1:53.2; Jeff Mifsud, 1:50.2; Mark Dailey, 1:48.7
5.	PRAIRIE VIEW A&M	7:25.45	Christopher Grant, 1:54.5; Anthony Christie, 1:50.0; Torrance Earle, 1:52.0; Cecil Shy, 1:48.5
6.	ILLINOIS	7:26.73	Jim de Beers, 1:52.2; Brian Haas, 1:52.0; Aaron Rogers, 1:51.4; Tim Clancy, 1:51.1
7.	NORTHERN IOWA	7:26.99	Tim Ross, 1:53.2; Jeff Burris, 1:49.0; Kent Terrillion, 1:52.5; Steve Jay, 1:52.2
8.	RICE	7:31.97	Slim Durham, Jay Thompson, Bill Barrett, Chris Caldwell
9.	IOWA STATE	7:38.22	James Hall, Al Feeney, Travis Simpson, Jeff Scharingson
10.	EASTERN ILLINOIS	7:43.84	Jim Fagan, Ron Fagan, Mike Young, Al Oaks
11.	DRAKE	7:52.90	David Cairns, Mike Kennedy, Kenny Retture, Trevor Nelson

400-METER INTERMEDIATE HURDLES, Women's Final

EVENT 18

NCAA Qualifying Standards: Div I - Automatic 57.50 - Provisional - 59.50

1.	Flora Hyacinth	ALABAMA	57.70
2.	Tracey Mattes	WISCONSIN	58.37
3.	Donalda Duprey	LOUISIANA STATE	58.77
4.	Wendi Simmons	GRACELAND	59.75
5.	Gretchen Otto	MINNESOTA	1:00.90
6.	Sheila Papatiantafyllou	EASTERN MICHIGAN	1:00.62
7.	Shannon Carter	ARKANSAS	1:00.90
8.	Darcy Siebels	SOUTH DAKOTA	1:02.55

400-METER INTERMEDIATE HURDLES, University & College Final

EVENT 19

NCAA Qualifying Standards: Div I - Automatic 50.75 - Provisional 51.00

1.	Michael Graham	IOWA STATE	50.67
2.	Dan Steele	EASTERN ILLINOIS	51.03
3.	Maurice Mitchell	COLORADO	51.26
4.	Randy Bell	GEORGIA	51.49
5.	Harvey Noyola	TEXAS-EL PASO	52.00
6.	Judex Lefou	OKLAHOMA BAPTIST	52.25
7.	Marcend Coney	ALABAMA	52.65
8.	Brian Chadwick	EASTERN MICHIGAN	52.71

## FRIDAY AFTERNOON WOMEN, UNIVERSITY &amp; COLLEGE

FINALS

4 X 200-METER RELAY, Women's Final

EVENT 20

1.	OKLAHOMA STATE	1:36.25	Rosa Baker, Nicole Brackeen, Schallanda Jones, Stacey Clack
2.	ALABAMA	1:36.79	Diane Dunrod, Benita Thomas, Tonya Lawson, Grace Buzu
3.	MISSOURI BAPTIST	1:37.49	Sandra Kidd, Dawn Mills, Belinda Watts, Felicia Amajali
4.	EASTERN MICHIGAN	1:38.18	Sheila Papatriantafyllou, Tamyfa McCorn, Vicky Kozlina, Jackie Hinds
5.	ARKANSAS	1:39.02	LaShawn Haythe, Nita Thompson, Cynthia Moore, Latanya Stewart
	LOUISIANA STATE - Disqualified--Uniform Rule (ran 1:34.93)		
	TEXAS SOUTHERN - Did Not Finish		

4 X 200-METER RELAY, University Final

EVENT 21

1.	BAYLOR	1:22.58	Kermit Ward, Daniel Fredericks, Tony Miller, Michael Johnson
2.	ALABAMA	1:23.13	Craig Griffen, Bradley McCuaig, Clive Wright, Pierre Goode
3.	PURUDE	1:24.19	Jon Winebrenner, John Walker, Jay Kirby, Chris Huffins
4.	NEBRASKA	1:24.36	Anthony Adkinson, Mark Perry, Ken Waller, Bob Jelks
5.	EASTERN MICHIGAN	1:25.06	Tiberia Patterson, Dazel Jules, Andy Bunnell, Ed Smith
6.	WESTERN ILLINOIS	1:27.53	Dave Moore, Arnold Johnson, Bruce Johnson, Reuben Hill

4 X 200-METER RELAY, College Final

EVENT 22

1.	WISCONSIN-EAU CLAIRE	1:26.42	Pete Balistrieri, Ty Prosa, Eric Burrell, Dan Kelner
2.	NORTH DAKOTA STATE	1:27.02	Jerry Boschee, Darcy Neigum, Shane Wendel, Mike Eckroth
3.	NORTHWEST MISSOURI STATE	1:27.29	Jason Agee, Renwick Bovell, Ralph Hinds, Dave Eagleton
4.	MORNINGSIDE	1:27.96	Jeff Smith, Ben Johnson, Lonnie MacPeek, Stephan Pearson
5.	SOUTH DAKOTA	1:29.54	Greg Kueny, Steve Williamson, Bryan Kueny, Hamid Woodham
6.	LINCOLN	1:34.30	Eric Young, Derrick Gleason, Mike Alexander, James Robinson
	HASTINGS - Disqualified-- 4 out of lane (ran 1:29.55)		

800-METER RUN, Women's Special Invitational Final

EVENT 25

NCAA Qualifying Standards: Div I - Automatic 2:05.50 - Provisional 2:09.00

<u>Exhibition</u>	Nadezda Loboiko	USSR-Stavropol	2:04.18
1.	Edith Nakiyingi	IOWA STATE	2:04.93
2.	Mireille Sankatsking	EASTERN MICHIGAN	2:05.66
3.	Lisa Darley	NEBRASKA	2:06.40



FRIDAY AFTERNOON WOMEN, UNIVERSITY & COLLEGE

FINALS

800-METER RUN, Women's Special Invitational Final, Cont'd.

EVENT 25

4.	Sara Reichart	MICHIGAN STATE	2:07.44
5.	Kristen Seabury	ALABAMA	2:09.42
6.	Millicent Foskin	CENTRAL MISSOURI STATE	2:09.90
7.	Margaret Dwyer	OKLAHOMA	2:10.38
8.	Kathy Allen	NORTHERN IOWA	2:14.55
9.	Julie Froehlich	DRAKE	2:21.77

400 METER INTERMEDIATE HURDLES, Women's Prelims

EVENT #18

NCAA Qualifying Standards: Div I - Auto 13.50 - Prov 59.50

## HEAT 1

1.	Flora Hyacinth	Alabama	58.48
2.	Donalda Duprey	Louisiana State	59.34
3.	Sheila Papatriantafyllou	Eastern Michigan	59.45
4.	Wendi Simmons	Graceland	59.56
5.	Darcy Siebels	South Dakota	1:01.43
6.	Kelli Riedesel	Iowa State	1:02.57
7.	Tonya Wilson	Northeast Louisiana	1:05.28
8.	Countess Comadore	Southern	NT

## HEAT 2

1.	Tracey Mattes	Wisconsin	57.96
2.	Gretchen Otto	Minnesota	59.36
3.	Shannon Carter	Arkansas	1:00.20
4.	Tyra Carson	Michigan State	1:01.54
5.	Kareth Smith	Alabama	1:01.60
6.	Trish Tinucci	St. Thomas	1:03.95
7.	Molly Marshall	Drake	1:06.24

QUALIFIERS: Hyacinth, Alabama; Dupray, LSU; mattes, Wisconsin; otto, Minnesota; Papatriantafyllou, East. Michigan; Simmons, Graceland; Carter, Arkansas; Siebels, So. Dakota

## 4 x 100 METER RELAY, Women Prelims

EVENT #42

## HEAT 1

NCAA Qualifying Standards: Div I - Auto 44.65 - Prov 45.90

1.	TEXAS SOUTHERN	45.82	Cheryl Dickey, Hope Obika, Rosemary Nnumuka, Beatrice Utondu
2.	MISSOURI BAPTIST	46.66	Sandra Kidd, Belinda Watts, Kerry Evans, Felicia Amajali
3.	ARKANSAS	47.06	LaShawn Hauthe, Nita Thompson, Latanya Stewart, Shannon Carter
4.	NORTHEAST LOUISIANA	47.66	Pam Smith, Lisa McRae, Angela Black, Troquel Eden
5.	SOUTH DAKOTA	48.70	Jenni Wood, Susan Chopskie, Kristi Dean, Linda Gdowski
6.	CENTRAL MISSOURI	49.90	Rochelle Moss, Tonja Ashcraft, Heather Jones, Millicent Foskin
7.	ST. THOMAS	49.83	Heather Seibel, Jodi Curella, Denise Rotter, Kelly McGinley
8.	WISCONSIN-STEVENS POINT	49.95	Sara Salaj, Amy Voigt, Lisa Wnuk, Beckie Sherwood

## HEAT 2

1.	ALABAMA	46.25	Katie Anderson, Benita Thomas, Tonya Lawson, Diane Dunrod
2.	RICE	46.90	Theresa Woods, Mary McCoy, Robyn Bryant, Desiree Woods
3.	EASTERN MICHIGAN	47.76	Sheila Papatriantafyllou, Val Beckels, Vicky Kozlina, Tamyka McCord
4.	MINNESOTA	48.00	Leslie Revier, Gily Dishon, Jessica Kawohl, Sam Caffey
5.	GRAMBLING STATE	48.10	Roxie Cheatham, Melody Dawkins, Shaar Garner, Shelly Bayless
6.	CONCORDIA-NEB.	49.83	Amy Schoof, Angie Aufdemberge, Darcy Lindner, Carol Bailey



## HEAT 2 (continued Women- 4 x 100 Meter Relay)

EVENT #42

- |              |       |  |
|--------------|-------|--|
| 7. MARQUETTE | 50.68 | Mia Fuller, Carey Bulzwinski, Peppur Chambers, Rocky Pittman |
| 8. DRAKE     | 50.86 | Jaylene Gerenz, Amy Johnson, Denise Rogers, Tracy Neuville   |

## HEAT 3

- |                      |       |   |
|----------------------|-------|---|
| 1. LOUISIANA STATE   | 45.74 | Tananjalyn Stanley, Dawn Bowles, Cinnamon Sheffield, Esther Jones |
| 2. OKLAHOMA STATE    | 46.35 | Rosa Baker, Nicole Brackeen, Schallanda Jones, Stacey Clack       |
| 3. WESTERN ILLINOIS  | 47.67 | Pam Ashford, Neta Crow, Scyla Murray, Yalanda Rogan               |
| 4. NORTHERN IOWA     | 48.30 | Teri Ferguson, Dyan Fluhrer, Julie Davis, Sherry Shedd            |
| 5. NORTHWESTERN-IOWA | 49.51 | Tricia Clow, Laura Bleeker, Lynette Martens, Amy Hupke            |
| 6. BUENA VISTA       | 50.13 | Jonda Black, Paula Truesdell, Julie Evers, Barb Buckwalter        |
| 7. CENTRAL           | 50.39 | Jayna Blom, Steph Schulte, Julie Hogue, Melissa Walta             |
- NEBRASKA - Did not finish

400-METER INTERMEDIATE HURDLES, University & College Prelims

EVENT 19

NCAA Qualifying Standards: Div I - Automatic 50.75 - Provisional 51.00

## HEAT 1

1.	Michael Graham	IOWA STATE	51.52
2.	Judex Lefou	OKLAHOMA BAPTIST	51.89
3.	Steve Mathre	ST. OLAF	52.13
4.	Lee Marks	OKLAHOMA	52.59
5.	Patrick Devanny	NOTRE DAME	54.60
6.	Jason Schmidt	DRAKE	55.37
7.	John Russell	NORTHEAST LOUISIANA	55.79
8.	Chris York	MINNESOTA	55.98

## HEAT 2

1.	Dan Steele	EASTERN ILLINOIS	51.25
2.	Maurice Mitchell	COLORADO	51.78
3.	Harvey Noyola	TEXAS-EL PASO	51.85
4.	Jim Bautch	RICE	53.67
5.	Jeff Clements	ILLINOIS STATE	54.32
6.	Kevin Stuart	DRAKE	58.75
7.	Steve Logsdon	LOUISIANA STATE	55.76
8.	Tim Meyer	WISCONSIN	55.84

## HEAT 3

1.	Brian Chadwick	EASTERN MICHIGAN	51.80
2.	Marcend Coney	ALABAMA	52.08
3.	Enrique German	MISSOURI BAPTIST	52.34
4.	Will Luzar	BALL STATE	52.36
5.	Robert Cheesebourough	BALL STATE	52.52
6.	Kevin Walker	BAYLOR	52.91
7.	Mark Eversden	IOWA STATE	52.93
8.	Russell Betts	WISCONSIN	54.37

## HEAT 4

1.	Randy Bell	GEORGIA	52.28
2.	Darrel Bob	EASTERN MICHIGAN	52.38
3.	Luis Bello	ALABAMA	52.91
4.	Scott Mitchell	MIAMI	53.51
5.	Chris Fowler	EASTERN ILLINOIS	53.59
6.	Dave Schulz	MIAMI	54.01
7.	Jim Noble	ILLINOIS STATE	54.74
8.	Derek Gurnell	RICE	56.09

QUALIFIERS: Graham, Iowa State; Steele, Eastern Illinois; Chadwick, Eastern Michigan; Bell, Georgia; Mitchell, Colorado; Noyola, Texas-El Paso; Lefou, Oklahoma Baptist; Coney, Alabama



4 X 100-METER RELAY, University Prelims

EVENT 46

NCAA Qualifying Standards - Div I - Automatic 39.65 - Provisional 40.00

## HEAT 1

1. ALABAMA	40.09	Pierre Goode, Eduardo Nava, Bradley McCuaig, Clive Wright
2. RICE	40.42	Nigel Coorington, Raoul Karp, Gabriel Luke, Ron Robertson
3. IOWA STATE	40.95	Kevin Monroe, Dave Knight, Willie Clark, Obinna Eregbu
4. LOUISIANA STATE	41.01	Gerhard Bernard, Llewelyn Starks, Chris King, Slip Watkins
5. ILLINOIS	41.11	Brian Kincaid, Arvella Brooks, Cully Welter, Earl Jenkins
6. NEBRASKA	41.39	Anthony Adkinson, Mark Perry, James Cobb, Bob Jelks
7. WESTERN ILLINOIS	41.94	Arnold Johnson, Dave Moore, Reuben Hill, Bruce Johnson

## HEAT 2

1. BAYLOR	40.56	Kermit Ward, Tony Miller, Michael Johnson, Daniel Fredericks
2. TEXAS-TECH	41.05	Ronnie Green, Tony Walton, David Shephard, Sammy Walker
3. TEXAS-ARLINGTON	41.06	Brett Eckels, Ron Hancock, Terrance Carson, Joel McCray
4. PURDUE	41.14	Joe Jones, John Walker, Jay Kirby, Chris Huffins
5. OKLAHOMA STATE	41.66	Ronald Benn, Vedesta Jones, Wes Williams, Tim Thomas

GRAMBLING STATE - Disqualified--2-3 out of zone (ran 41.31)

TEXAS-EL PASO - Did Not Finish

QUALIFIERS: Alabama, Rice, Baylor, Texas-Tech, Iowa State, Louisiana State, Texas-Arlington, Illinois

4 X 100-METER RELAY, College Prelims

EVENT 45

NCAA Qualifying Standards: Div I - Automatic 39.65 - Provisional 40.00

## HEAT 1

1. NORTH DAKOTA STATE	41.55	Jim Thompson, Mike Eckroth, Jerry Boschee, Kenton Cargile
2. WISCONSIN-EAU CLAIRE	41.77	Pete Balistrieri, Ty Prosa, Eric Burrell, Dan Kelner
3. OKLAHOMA BAPTIST	42.33	Chris York, Solomon Okundaye, Doug Weaver, Christian Boda
4. CARLETON	42.46	Omar Field-Ridley, Paul Blomgren, Jay Feldman, Jeff Scherer
5. CORNELL	42.90	Jon Dively, Barry Shaul, Darwin Webb, Glen Cline
6. EMPORIA STATE	43.11	Desmond Pierre, Jesse Gavison, John Byfield, Brian Martin

4 X 100-METER RELAY, College Prelims, Cont'd.

EVENT 45

## HEAT 2

1.	LINCOLN	41.8h	Andrea Townsend, Eric Young, Derick Young, James Robinson
2.	NORTHWEST MISSOURI STATE	42.2h	Renwick Bovell, Jason Agee, Ralph Hinds, Dave Eagleton
3.	HASTINGS	42.4h	Dave Sutter, Keith Billingsley, Marvin Williams, Omar Whitfield
4.	PARK	42.9h	Gilbert Chapel, Fred Short, Earl Fowler, Johnie Winston
5.	SIMPSON	43.1h	Rod Liston, Damon Youmans, Mike Kelly, Kevin Dixon
6.	SOUTH DAKOTA	43.2h	Jose Jefferson, Bryan Kueny, Greg Kueny, Steve Williamson
7.	COE	43.3h	Ryan Kolpin, Tony Alt, Bret Ranard, Dan Feigenspan
	ST. THOMAS - Disqualified		

## HEAT 3

1.	MORNINGSIDE	42.1h	Johnnie Brown, Brent Olson, Stephan Pearson, Jeff Smith
2.	CENTRAL MISSOURI STATE	42.3h	Howard Johnson, Alfie Bethel, Bassie Jackson, Ken White
3.	CENTRAL	42.4h	Dan Wallace, Jason Snyder, Jeff Wallerich, David Ellingson
4.	LORAS	42.5h	Kevin Shetler, Tim Keane, Eric Newble, Don Stubbs
5.	NORTH CENTRAL	42.6h	Shawn Welti, Pete Bartelson, Jim VanHootegem, Jan Cado
6.	NEBRASKA-WESLEYAN	42.7h	Shane Makovicka, Jerry Smith, Chuck Olsen, Bruce Canterbury
7.	ST. OLAF	43.2h	Mark Thornton, Scott Koehler, Erik Hanson, Mike Mercer
8.	AUGUSTANA-ILL	43.8h	Jon Micetich, Rick Papke, Darien Sykes, Mario Wiggins

QUALIFIERS: North Dakota State, Lincoln, Morningside, Wisconsin-Eau Claire, Northwest Missouri State, Oklahoma Baptist, Central Missouri State, Central

4 X 200-METER RELAY, University Prelims

EVENT 21

## HEAT 1

1.	BAYLOR	1:23.41	Kermit Ward, Daniel Fredericks, Tony Miller, Michael Johnson
2.	PURDUE	1:25.45	Jon Winebrenner, John Walker, Jay Kirby, Chris Huffins
3.	NEBRASKA	1:25.53	Anthony Adkinson, Mark Perry, James Cobb, Bob Jelks
4.	WESTERN ILLINOIS	1:28.01	Arnold Johnson, Dave Moore, Bruce Johnson, Reuben Hill
5.	MIAMI	1:30.43	Pete Hollingsworth, Eric Honroth, Jim Sheridan, Scott Mitchell



## FRIDAY MORNING WOMEN, UNIVERSITY &amp; COLLEGE

PRELIMS

4 X 200-METER RELAY, University Prelims, Cont'd.

EVENT 21

## HEAT 2

1.	ALABAMA	1:25.18	Craig Griffen, Greg Parker, Bradley McCuaig, Eduardo Nava
2.	GRAMBLING STATE	1:25.86	Leodis Norman, Don Drummond, Mark Pursley, Keith Mouton
3.	TEXAS-EL PASO	1:25.90	Clarence Seay, Kevin Caldwell, Tony Bloom, Olapade Adeniken
4.	EASTERN MICHIGAN	1:26.59	Tiberia Patterson, Dazel Jules, Andy Bunnell, Ed Smith

QUALIFIERS: Baylor, Purdue, Alabama, Grambling State, Nebraska, Texas-El Paso, Eastern Michigan, Western Illinois

4 X 200-METER RELAY, College Prelims

EVENT 22

## HEAT 1

1.	NORTHWEST MISSOURI STATE	1:27.15	Jason Agee, Renwick Bovell, Ralph Hinds, Dave Eagleton
2.	LINCOLN	1:27.56	Andrea Townsend, Eric Young, Mike Alexander, James Robinson
3.	CARLETON	1:28.43	Jeff Scherer, Paul Blomgren, Jay Feldman, Rob Tichy
4.	MORNINGSIDE	1:29.99	Jeff Smith, Ben Jonson, Lonnie McPeek, Stepahn Pearson
5.	CORNELL	1:30.38	Jon Dively, Jeff Kapler, Darwin Webb, Glen Cline
6.	ST. THOMAS	1:30.82	Gary Trettel, Eric Johnson, Dan Wicker, Pat Murphy

CENTRAL - Did Not Finish

## HEAT 2

1.	WISCONSIN-EAU CLAIRE	1:26.56	Pate Balistrieri, Ty Prosa, Eric Burrell, Dan Kelner
2.	NORTH DAKOTA STATE	1:28.02	Jerry Boschee, Darcy Neigum, Shane Wendel, Mike Eckroth
3.	HASTINGS	1:29.32	Dave Sutter, Tom Champoux, Dave Slingsby, Omar Whitfield
4.	SOUTH DAKOTA	1:30.09	Grey Kueny, Bryan Kueny, Steve Williamson, Hamid Woodham
5.	EMPORIA STATE	1:31.02	Desmond Pierre, Jesse Gadison, John Byfield, Brian Martin

LORAS - Disqualified--False Start

COE - Disqualified--1-2 out of zone (ran 1:31.69)

MISSOURI BAPTIST - Did Not Finish

QUALIFIERS: Northwest Missouri State, Lincoln, Wisconsin-Eau Claire, North Dakota State, Carleton, Morningside, Hastings, South Dakota

SPRINT MEDLEY RELAY, University Prelims

EVENT 52

## HEAT 1

1. NEBRASKA	3:19.58	John Gerber; Ken Waller; Mark Jackson, 47.1; Diendonne Kwizera, 1:49.8
2. IOWA	3:20.43	Brad McCorkle; James Armstrong; Curtis Chung, 47.1; Djuan Strozier, 1:50.2
3. COLORADO	3:20.85	Brent Branch; Steve Provenzano; Maurice Mitchell, 47.4; Mike Macinko, 1:49.3
4. ILLINOIS	3:23.34	Arvella Brooks; Cully Welton; Hamilton Brown, 49.4; Aaron Rogers, 1:51.6
5. WISCONSIN	3:24.55	Eric Brown, Fred Owens, Troy Mattes, Mike Raemisch
6. ILLINOIS STATE	3:31.60	Britt Charleton, Jim Noble, Jeff Clements, Britt Ward
7. DRAKE	3:36.09	Pat Haugh, Jay Hill, Mike Kennedy, Trevor Nelson

## HEAT 2

1. NORTHERN IOWA	3:20.85	Cole Honek; Johnny Westbrook; Kenny Shedd, 46.7; Kent Terrillion, 1:50.4
2. MICHIGAN STATE	3:20.95	Daryl Stallworth; Marcel Richardson; Chris Brown, 47.0; Rick Gledhill, 1:50.2
3. PRAIRIE VIEW A&M	3:21.06	Pete Releford; Johnny Hayes; Anthony Christie, 46.8; Cecil Shy, 1:50.6
4. PURDUE	3:23.01	Mike Lewis, Darrell Lige, Phill Jefferson, Joe Franklin
5. CINCINNATI	3:25.06	Drew Hardyk, Chris Evans, Joe Colon, Alonza Hatchette
OKLAHOMA STATE - Disqualified--1-2 out of zone		

QUALIFIERS: Nebraska, Iowa, Northern Iowa, Michigan State, Colorado, Prairie View A&M, Purdue, Illinois

SPRINT MEDLEY RELAY, College Prelims

EVENT 51

## HEAT 1

1. MIDLAND LUTHERAN	3:25.86	Greg Porter; Randy Atkinson; Scott Roberts, 49.2; Andy Rinn, 1:50.9
2. CENTRAL MISSOURI STATE	3:26.20	Alfie Bethel; Bassie Jackson; Ken White, 48.6; Craig Heeney, 1:53.8
3. HASTINGS	3:27.85	Dave Sutter, Tom Champoux, Todd Thorsheim, Joe Scherr
4. CENTRAL	3:28.24	Dan Wallace; Jason Snyder; David Ellingson, 48.9; Paul Lovell, 1:53.7
5. AUGUSTANA-ILL	3:29.15	Mario Wiggins; Darien Sykes; Glenn Seemayer, 48.9; Dean Bacon, 1:54.3
6. MORNINGSIDE	3:29.91	Kevin Freeman; Stephan Pearson; Brad Bartlett, 49.0; Rick Amos, 1:56.8
7. WISCONSIN-STEVENSON POINT	3:37.78	Chris Larsen; Tony Biolo; Kevin Schedlbauer, 50.7; Pat Crowley, 2:00.8



SPRINT MEDLEY RELAY, College Prelims

EVENT 51

## HEAT 2

1.	OKLAHOMA BAPTIST	3:24.54	Chris York; Brock Smith; Christian Boda, 48.0; Ricky Wai-Choon, 1:49.2
2.	SOUTHEAST MISSOURI STATE	3:24.80	Jerome McDonald; Brian Coleman; Terry Harrison, 47.7; Ted McMillan, 1:53.2
3.	NORTH DAKOTA	3:27.07	Brian Bergantine; Robert Ostman; Jared Bruggeman, 50.2; Kory Zimney, 1:53.0
4.	COE	3:27.37	Bret Ranard; Tony Alt; Ryan Kolpin, 49.8; Dan Feigenspan, 1:51.0
5.	PARK	3:27.38	Gilbert Chapel; Johnie Winston; Mark Roberts, 49.2; Craig Booker, 1:53.6
6.	CORNELL	3:31.80	Jon Dively, Glen Cline, Jeff Kapler, Aaron Staug
7.	HEIDELBERG	3:32.99	Bill Butcher; Jason Brown; Matt Hunter, 50.7; Paul Cruickshanks, 1:56.2

## HEAT 3

1.	DOANE	3:25.70	James Thompson; Matt Bainesberger; Jeff Barkell, 50.6; Dave Symonsbergen, 1:51.4
2.	AUGUSTANA-SD	3:25.82	Brian Weink, David Hill, Brent Schneider, Matt Kiesow
3.	CAL POLY-POMONA	3:25.82	Daren Kiliany; Rick Jakini; Steve Reed; 47.2; Marc Spina, 1:54.2
4.	NORTH CENTRAL	3:26.13	Shawn Welti; Jim Van Hoo Tegem; Gerald McCadd, 48.5; Harold McCadd, 1:53.4
5.	NORTH DAKOTA STATE	3:28.82	Kenton Cargile; Jerry Boschee; Collin Beachy, 50.0; Mark Thompson, 1:51.9
6.	HAMLIN	3:29.61	Jon Crowson, Jeff Diedrich, Ben Osmond, Vince Boyer

## HEAT 4

1.	MISSOURI BAPTIST	3:26.80	Etim Otudor; Lloyd Anderson; Enrique German, 49.2; Michael Gregory, 1:52.5
2.	ST. THOMAS	3:27.45	Gary Trettel; Dan Wicker; John Schwartz, 48.6; Mike Brown, 1:53.3
3.	NORTHWEST MISSOURI STATE	3:28.45	Ralph Hinds; Dave Eagleton; Kurtis Downing, 49.6; Eric Green, 1:54.2
4.	MOORHEAD STATE	3:29.06	Mike Dewerff; Terry Sajdak; Brad Swanson, 49.8; Paul Heley, 1:53.3
5.	NEBRASKA-WESLEYAN	3:29.13	Chuck Olsen, Bruce Canteberry, Chris Baum, Scott Heng
6.	MANKATO STATE	3:29.86	Moo Muhammad; Lester Mitchell; Rob Litchy, 50.4; Brian Edwards, 1:56.4
7.	DORDT	3:43.31	Craig Heynen; Robert Redicker; Brad Ackerman, 53.4; Troy Kooima, 2:02.

## FRIDAY MORNING WOMEN, UNIVERSITY &amp; COLLEGE

PRELIMS

SPRINT MEDLEY RELAY, College Prelims, Cont'd.

EVENT 51

## HEAT 5

1. LORAS	3:28.53	Kevin Shetler; Tim Keane; Don Stubbs, 50.0; John Ondande, 1:54.2
2. LINCOLN	3:29.47	Derick Gleason, Jame Robinson, Mike Alexander, Anthony Weber
3. SIMPSON	3:29.83	Rod Liston; Damon Youmans; Mike Kelly, 48.5; Bryan Brownsberger, 1:56.1
4. SOUTH DAKOTA	3:31.10	Jose Jefferson; Dwight Freiberg; Jason Sebern, 50.7; Keny Tekrony, 1:54.6
5. CONCORDIA-MINN	3:31.93	Mark Lundstrom, Mark Kellner, Dave Schwertz, Bart Mueller
6. LUTHER	3:33.71	Corey Hopkins; Mike Naslund; Tom Walters, 50.2; Eric Bryhn, 1:57.4
7. WARTBURG	3:46.88	Trent Holmberg, Lance Holub, Mike Bachus, Scott Conway
NORTHEAST MISSOURI STATE - Disqualifeid--2-3 out of zone (ran 3:33.69)		

QUALIFIERS: Midland Lutheran, Oklahoma Baptist, Doane, Missouri Baptist, Loras, Southeast Missouri State, Augustana-SD, Cal Poly-Pomona

## FRIDAY AFTERNOON WOMEN, UNIVERSITY &amp; COLLEGE

PRELIMS

100-METER HURDLES, Women's Prelims \*

EVENT 34

## HEAT 1 - Wind: 1.31 Against

1. Tananjalyne Stanley	LOUISIANA STATE	13.45
2. Yolanda Johnson	COLORADO	13.48
3. Mary Cobb	LOUISIANA STATE	13.51
4. Flora Hyacinth	ALABAMA	13.78
5. Tonya Lawson	ALABAMA	13.92
6. Vicky Kozlina	EASTERN MICHIGAN	14.21
7. Keri Glover	NORTH TEXAS	14.72
8. Regina Brown	OKLAHOMA STATE	18.59

## HEAT 2 - Wind: .11 Against

1. Cinammon Sheffield	LOUISIANA STATE	13.64
2. Dawn Bowles	LOUISIANA STATE	13.64
3. Cheryl Dickey	TEXAS SOUTHERN	13.93
4. Scyla Murray	WESTERN ILLINOIS	13.94
5. Rosa Baker	OKLAHOMA STATE	14.46
6. Sandra Govinden	IOWA STATE	14.71
7. Latanya Stewart	ARKANSAS	14.86

QUALIFIERS: Stanley, Louisiana State; Johnson, Colorado; Sheffield, Louisiana State; Bowles, Louisiana State; Cobb, Louisiana State; Hyacinth, Alabama; Lawson, Alabama; Dickey, Texas Southern

\* NCAA Qualifying Standards: Div I - Automatic 13.50 - Provisional 13.94



110-METER HIGH HURDLES, University & College Prelims \*

EVENT 33

## HEAT 1 - Wind: 1.26 Against

1. Roberto Carmona	COLORADO	14.39
2. Stephen Golding	NEBRASKA	14.41
3. Johnny Westbrook	NORTHERN IOWA	14.50
4. Luke Patrick	DRAKE	15.34
5. Brit Pursley	TEXAS-TECH	15.51
John Martin	INDIANA STATE - Did Not Finish	

## HEAT 2 - Wind: .03 Against

1. Tom Garrison	WYOMING	14.17
2. Elbert Turner	ILLINOIS	14.24
3. Jay Kirby	PURDUE	14.32
4. Etim Otudor	MISSOURI BAPTIST	14.46
5. Pat Johnson	NORTHEAST LOUISIANA	14.67
6. Jason Schmidt	DRAKE	15.39
Stephen Moore	NORTHWEST MISSOURI STATE - Disqualified - Start	
Joe Jones	PURDUE - Did Not Finish	

## HEAT 3 - Wind: .10 Against

1. Arthur Smith	BAYLOR	14.18
2. Willie Clark	IOWA STATE	14.29
3. Terrance Carson	TEXAS-ARLINGTON	14.33
4. Glenn Watson	NOTRE DAME	14.47
5. Arnold Johnson	WESTERN ILLINOIS	14.67
6. Solomon Olundaye	OKLAHOMA BAPTIST	14.95
7. Tiberia Patterson	EASTERN MICHIGAN	15.18

## HEAT 4 - Wind: 1.22 Against

1. McClinton Neal	TEXAS-ARLINGTON	14.17
2. Kevin Reid	OKLAHOMA	14.18
3. Jim Sledge	EASTERN ILLINOIS	14.85
4. Eric Honroth	MIAMI	14.93
5. Mark Brown	EASTERN MICHIGAN	15.01

QUALIFIERS: Roberto Carmona, Colorado; Jay Kirby, Purdue; Tom Garrison, Wyoming; Elbert Turner, Illinois; Arthur Smith, Baylor; Willie Clark, Iowa State; McClinton Neal, Texas-Arlington; Kevin Reid, Oklahoma

\* NCAA Qualifying Standards: Div I - Automatic 13.82 - Provisional 13.94

100-METER DASH, Women's Prelims

EVENT 35

NCAA QUALIFYING STANDARDS: Div I - Automatic 11.43 - Provisional - 11.70

## HEAT 1 - Wind: 1.3 Against

1. Carol Bailey	CONCORDIA-NEB	12.04
2. Kim Walker	NEBRASKA	12.06
3. Jaylene Gerenz	DRAKE	12.24
4. Felicia Webster	LOUISIANA STATE	12.26

## HEAT 2 - Wind: 1.79 Against

1. Stacey Clack	OKLAHOMA STATE	11.97
2. Pam Ashford	WESTERN ILLINOIS	12.10
3. Troquel Eden	NORTHEAST LOUISIANA	12.17
4. Melody Dawkins	GRAMBLING STATE	12.25
5. Katie Anderson	ALABAMA	12.34
6. Sherry Shedd	NORTHERN IOWA	12.39

## HEAT 3 - Wind: 1.23 Against

1. Jovennie McDuffie	LOUISIANA STATE	12.22
2. Shirley Evans	MICHIGAN STATE	12.33
3. Latricia Joyner	KANSAS STATE	12.38
4. Roxie Cheatham	GRAMBLING STATE	12.69
Desiree Woods	MISSOURI BAPTIST - Disqualified	

QUALIFIERS: Carol Bailey, Concordia-Neb; Kim Walker, Nebraska; Jaylene Gerenz, Drake; Melody Dawkins, Grambling State; Stacey Clack, Oklahoma State; Troquel Eden, Northeast Louisiana; Pam Ashford, Western Illinois; Jovennie McDuffie, Louisiana State

100-METER DASH, University & College Prelims

EVENT 36

NCAA Qualifying Standards: Div I - Automatic 10.27 - Provisional 10.40

## HEAT 1

1. Kermit Ward	BAYLOR	10.63
2. IZIAQ ADEYANJU	WICHITA STATE	10.70
3. Mike Eckroth	NORTH DAKOTA STATE	10.80
4. Ed Smith	EASTERN MICHIGAN	10.96
5. Bruce Canterbury	NEBRASKA WESLEYAN	11.06

## HEAT 2

1. Cary Chandler	BALL STATE	10.58
2. Ron Hancock	TEXAS-ARLINGTON	10.92
3. Brent Branch	COLORADO	11.16
4. Omar Whitfield	HASTINGS	11.18

## HEAT 3

1. Raoul Karp	RICE	10.68
2. Sammy Walker	TEXAS-TECH	10.72
3. Joel McCray	TEXAS-ARLINGTON	10.82
4. Tim Arinze	MINNESOTA	10.89
5. Chuck Olsen	NEBRASKA WESLEYAN	11.07
Llewellyn Starks	LOUISIANA STATE - Disqualified	



100-METER DASH, University & College Prelims, Cont'd.

EVENT 36

## HEAT 4

1. David Shephard	TEXAS-TECH	10.74
2. Obinna Eregbu	IOWA STATE	10.75
3. Leodis Norman	GRAMBLING STATE	10.76
4. Gerhard Bernard	LOUISIANA STATE	10.81
5. Eric Young	LINCOLN	10.91
6. Dave Moore	WESTERN ILLINOIS	11.09

QUALIFIERS: Iziaq Adeyanju, Wichita State; Kermit Ward, Baylor; Cary Chandler, Ball State; Sammy Walker, Texas-Tech; Raoul Karp, Rice; David Shephard, Texas-Tech; Obinna Eregbu, Iowa State; Leodis Norman, Grambling State

4 X 400-METER RELAY, Jim Duncan Women's Prelims

EVENT 60

NCAA Qualifying Standards: Div I - Automatic 3:35.48 - Provisional 3:39.00

## HEAT 1

1. RICE	3:42.49	Mary McCoy, 59.5; Lila Washington; Michele Lynch; Robyn Bryant, 54.8
2. BAYLOR	3:42.50	Kimberly Nuffer, 58.6; Kristen Barker, 55.3; Heather VanDyke, 54.7; Sheila Gibson, 53.9
3. MISSOURI BAPTSIT	3:47.69	Sandra Kidd, 59.1; Felisha Harris, 58.7; Kerry Evans, 54.5; Felisha Amajali, 55.4
4. NORTHERN IOWA	3:49.87	Dyan Fluhrer, Erika Jeschke, Jill Isaacson, Drane Black
5. NORTH TEXAS	3:56.84	Sherri Whitfield, Nicole Trigg, Keri Glover, Shanon Johnson
6. BUENA VISTA	4:01.06	Paul Truesdell, Kim Beckman, Julie Evers, Barb Buckwalter

## HEAT 2

1. ALABAMA	3:39.66	Carleen Smith, 55.2; Grace Buzu, 55.0; Kareth Smith, 55.1; Diane Dunrod, 54.3
2. MICHIGAN STATE	3:47.25	Shirley Evans, 58.0; Christine Duvange, 56.0; Tyra Carson, 57.0; Diana Murphy, 55.7
3. SOUTH DAKOTA	3:49.86	Susan Chopskie, 56.8; Darcy Siebels, 58.9; Kristi Dean, 58.0; Linda Gdowski 55.9
4. SIMPSON	3:56.92	Rhesa Ashbacher, 59.3; Kelli Sheda, 59.3; Lisa Simpson, 59.0; Tina Atchley, 59.3
5. ST. THOMAS	3:57.37	Denise Rotter, Trish Tinucci, Kelly McGinley, Brenda Suttles
6. DRAKE	3:58.58	Audrey Dawkins; 59.2; Mollie Marshall, 58.7; Shiela Olhausen, 60.5; Amy Johnson, 60.4
7. WISCONSIN-STEVEN'S POINT	4:04.88	Amy Voigt, Sara Salaj, Beth Weiland, Beckie Sherwood

4 X 400-METER RELAY, Jim Duncan Women's Prelims, Cont'd.

EVENT 60

## HEAT 3

1. OKLAHOMA	3:42.50	Karen Draper, 57.8; Lenell Miller, 54.9; Darlena Morganfield, 55.2; Wendy Watson, 54.6
2. GRAMBLING STATE	3:52.70	Shelly Bayless, Paula Woods, Ruth Ann Candler, Melody Dawkins
3. CONCORDIA-NEB	3:53.13	Angie Auedemberge, Carol Franklin, Dawn Klein, Carol Bailey
4. NORTHWESTERN-IOWA	3:56.13	Lori Timmer, Bobbi Grotenhuis, Janell Hulstein, Amy Hupke
5. MARQUETTE	4:01.42	Mia Fuller, Carey Buczwinski, Rocky Pittman, Peppur Chambers

QUALIFIERS: Rice, Alabama, Oklahoma, Baylor, Michigan State, Missouri Baptist, South Dakota, Northern Iowa

4 X 400-METER RELAY, John L. Griffith University Prelim

EVENT 62

NCAA Qualifying Standards: Div I - Automatic 3:05.25 - Provisional 3:08.00

## HEAT 1

1. IOWA STATE	3:08.61	Mark Eversden, Dave Knight, Kevin Monroe, Frankie Atwater
2. ILLINOIS	3:08.70	Earl Jenkins, 47.9; Brian Kincaid, 47.3; Cully Welter, 47.0; Arvella Brooks, 46.7
3. IOWA	3:09.39	Curtis Chung, 47.4; Gary Falls, 48.5; D'Juan Strozier, 46.3; Anthan Maybank, 47.1
4. EASTERN MICHIGAN	3:09.89	Andy Bunnell, 48.4; Brian Chadwick, 46.1; Dazel Jules, 47.7; Mike Williams, 47.6
5. GRAMBLING STATE	3:12.85	Mark Pursley, Don Drummond, Bernard Macklin, Keith Mouton
6. NORTH TEXAS	3:15.19	Johnie Rodgers, Walter Dunigan, Adrian Terry, James Reigle
7. PURDUE	3:15.88	Jon Winebrenner, Joe Jones, Mike Lewis, Phil Jefferson

## HEAT 2 (Hand Timed)

1. BAYLOR	3:05.8	Daniel Frederick, 47.8; Todd Thompson, 46.2; Terril Davis, 46.5; Tony Miller, 45.2
2. NEBRASKA	3:06.1	Mark Jackson, 47.2; Ken Waller, 46.4; Jerry Marsee, 46.7; Tamas Molnar, 45.8
3. TEXAS-ARLINGTON	3:06.7	Terrance Carson, 47.8; Joel McCray, 47.1; McClinton Neal, 46.4; Ron Hancock, 45.4
4. TEXAS-TECH	3:09.8	Charley Tiggs, Tony Walton, Ronnie Green, David Shephard
5. MICHIGAN STATE	3:14.1	Chris Brown, 47.5; Tony Nelson, 48.1; Rick Gledhill, 49.4; Daryl Stallworth, 48.9
6. PRAIRIE VIEW A&M	3:15.2	Paul Releford, Christopher Grant, Anthony Christie, Johnny Hayes



## FRIDAY AFTERNOON WOMEN, UNIVERSITY &amp; COLLEGE

PRELIMS

4 X 400-METER RELAY, John L. Griffith University Prelim

EVENT 62

## HEAT 3 (Hand Timed)

1. ALABAMA	3:08.3	Luis Bello, 48.5; Greg Parker, 46.4; Marcend Coney, 47.2; Eduardo Nava, 46.1
2. KANSAS STATE	3:08.7	Corey King, 48.2; Adrian Johnson, 47.1; Marcus Wright, 47.0; Tyrone Watkins, 46.4
3. RICE	3:10.7	George Alexander, 49.9; Chris Caldwell, 47.7; Derik Gurnell, 48.2; Gabriel Luke, 44.9
4. LOUISIANA STATE	3:11.4	Maurice Horton, Charles Onsare, Andre Brown, Chris King
5. EASTERN ILLINOIS	3:11.4	Jim Sledge, Al Oaks, Mike Young, Chris Fowler

QUALIFIERS: Iowa State, Baylor, Alabama, Illinois, Iowa, Texas-Arlington, Nebraska, Kansas State

4 X 400-METER RELAY, Dr. Channing Smith College Prelim

EVENT 61

NCAA Qualifying Standards: Div I - Automatic 3:05.25 - Provisional - 3:08.00

## HEAT 1

1. HASTINGS	3:14.79	Todd Thorsheim, 49.0; Dave Slingsby, 49.3; Keith Billingsley, 48.6; Marvin Williams 47.8
2. SOUTHEAST MISSOURI STATE	3:15.55	Terry Harrison, 48.4; Jerome McDonald, 48.4; Fred Jones, 50.4; Eric Van Matre, 48.3
3. LORAS	3:16.73	Kevin Shetler, Tim Keane, Don Stubbs, John Ondande
4. WISCONSIN-EAU CLAIRE	3:18.53	Andy Eslinger, Dan Kelner, Ty Prosa, Eric Burrell
5. PARK	3:18.70	Craig Booker, Johnie Winston, Mark Roberts, Gilbert Chapel
6. CARLETON	3:22.0	Jay Feldman, Rob Tichy, Jeff Scherer, Omar Field-Ridley
7. MOORHEAD STATE	3:23.70	Mike Dewerff, Paul Heley, Brad Swanson, Terry Sajdak
8. HEIDELBERG	3:25.03	Jason Brown, Matt Hunter, Duff Taylor, Paul Cruickshanks

## HEAT 2

1. NORTHWESTER-IOWA	3:17.98	Steve Van Otterloo, 49.8; Kevin Martin, 49.9; Randy Pfeifle, 50.4; Ray Blum, 47.8
2. OKLAHOMA BAPTIST	3:18.28	Chris York, 51.2; Doug Weave, 49.9; Judex LeFou, 48.4; Christian Boda, 48.7
3. ST. CLOUD STATE	3:20.27	Scot Joynt, 50.6; Kent Bettendorf, 52.3; Lawrence Means, 50.1; Randy Roeske, 49.3
4. CAL POLY-POMONA	3:20.92	Daren Kiliany, 50.8; Steve Reed, 49.4; Marc Spina, 50.2; Danny Brown, 50.6
5. WISCONSIN-STEVENS POINT	3:22.98	John Ceplina, 51.3; Rich Meinke, 51.2; Kevin Schedlbauer, 51.4; Dean Bryan, 49.1
6. SIMPSON	3:23.49	Mike Kelly, Chris Lindsley, Reggie Drake, Marek Wensel
7. LUTHER	3:23.59	Tom Walters, Mike Naslund, Kyle Christiason, Eric Bryhn
8. CENTRAL	3:23.81	Eric Pingel, Les McCracken, Paul Lovell, David Ellingson

4 X 400-METER RELAY, Dr. Channing Smith College Prelim

EVENT 61

## HEAT 3

1. NORTH CENTRAL	3:18.26	Gerald McCadd, 49.6; Pete Bartelson, 50.3; Harold McCadd, 49.1; Jim Van Hoo Tegen, 49.2
2. AUGUSTANA-SD	3:19.40	Brent Schneider, 50.4; Jay Siverson, 50.0; Chris Silva, 49.4; David Hill, 49.6
3. EMPORIA STATE	3:19.56	Shawn Brewer, 49.2; Matt Hertig, 49.6; Desmond Pierre, 50.2; John Byfield, 50.5
4. MORNINGSIDE	3:20.13	Kevin Freeman, 50.5; Chad Libby, 48.8; Brad Bartlett, 50.0; Lonnie MacPeek, 50.7
5. COE	3:21.90	Tony Alt, Ryan Kolpin, Doug West, Dan Feigenspan
6. LINCOLN	3:22.82	Derick Gleason, 51.4; Mike Alexander, 49.8; Anthony Weber, 50.0; Jame Robinson, 49.6
7. ST. OLAF	3:22.88	Erik Hanson, Mike Mercer, Mark Thornton, Scott Koehler
8. NORTH DAKOTA	3:25.09	Brian Bergantine, Kory Zimney, Nathan Swenson, Robert Ostman

## HEAT 4

1. NORTHWEST MISSOURI STATE	3:19.31	Jason Agee, 49.5; Renwick Bovell, 48.3; Stephen Moore, 50.9; Kurtis Downing, 50.6
2. AUGUSTANA-ILL	3:22.90	Dan Markham, Jon Micetich, Darien Sykes, Glenn Seemayer
3. SOUTH DAKOTA STATE	3:23.17	Wayne Hegdahl, 51.1; Scott Lewis, 49.8; Mike Coleman, 51.2; John Cselovski, 51.1
4. CONCORDIA-MINN	3:23.35	Dave Schweitz, 51.0; Matt Taylor, 51.5; Mark Kellner, 50.8; Mark Lundstrom, 49.9
5. ST. THOMAS	3:25.28	Vince Paduano, Mike Brown, Jeff Gelo, John Schwartz
6. NORTHEAST MISSOURI STATE	3:27.75	Marcus McCoy, Tracy Grant, Curtis Elam, Kevin Long
7. MISSOURI BAPTIST	3:28.27	Enrique German, Mike Gregory, Lloyd Anderson, Etim Otudor
8. SOUTH DAKOTA	3:28.73	Greg Kueny, Bryan Kueny, Steve Williamson, Hamid Woodham

QUALIFIERS: Hastings, Northwestern-Iowa, North Central, Northwest Missouri State, Southeast Missouri State, Loras, Oklahoma Baptist, Wisconsin-Eau Claire



EVENT # 65 -- WOMEN'S TRIPLE JUMP -- FINAL RESULTS

1	Cherrise Traylor	Rice	12.98m	42-7	**
2	Claudia Haywood	Rice	12.94m	42-5	1/2
3	Peppur Chambers	Marquette	12.55m	41-2	1/4
4	Chandra Williams	Prairie View A&M	12.53m	41-1	1/2
5	Carla Shannon	Kansas State	12.44m	40-9	3/4
6	Cynthia Moore	Arkansas	12.22m	40-1	1/4
7	Katarina Hallberg	Louisiana State	12.18m	39-11	1/2
8	Arantxa Garcia	Eastern Michigan	12.00m	39-4	1/2
9	Jackie Smiley	Oklahoma	11.96m	39-3	
10	Leslie Revier	Minnesota	11.91m	39-1	
11	Sandra Mondy	North Texas	11.90m	39-0	1/2
12	Raquel Andrews	Prairie View A&M	11.82m	38-9	1/2
13	Camille Jackson	Louisiana State	11.70m	38-4	3/4
14	Shante McGlothan	Nebraska	11.57m	37-11	1/2
15	Deb Shield	Iowa State	11.41m	37-5	1/4
16	Sandra Stepney	Missouri Baptist	11.25m	36-11	
17	Becky Anderson	St. Cloud State	11.11m	36-5	1/2
18	Kelli Butzin	Heidelberg	10.53m	34-6	3/4
	Maureen Dunn	Nebraska	3 fouls		

\*\* NEW DRAKE RELAYS RECORD

OLD DRAKE RELAYS RECORD -- 41-9 1/4, Felicia Curry, Kansas State, 1988

All but three jumps in entire competition were legal wind. Wind on Traylor winning jump was 0.30 mps. On Haywood top jump wind was 1.12 mps.

Traylor series	12.65 41-6	12.09 39-8	foul	foul	12.98 42-7	12.70w 41-8w
Haywood series	12.35 40-6½	12.64 41-5 3/4	12.52 41-1	12.94 42-5½	12.84 42-1½	12.63 41-5½

EVENT # 66 -- WOMEN'S JAVELIN -- FINAL RESULTS

1	Sabrina Eames	Nebraska	47.62m	156-3
2	Decia Agnew	Minnesota	46.56m	152-9
3	Deborah Schmidt	Kansas State	43.34m	142-2
4	Shelly Rucinski	Wisconsin	43.16m	141-7
5	Tricia Martin	Nebraska	40.52m	132-11
6	Shani Renning	Iowa	40.44m	132-8
7	Heather Andrews	South Dakota	39.70m	130-3
8	Kolette Kibler	Kansas	37.32m	122-5
9	April Ogden	Pittsburg State	37.30m	122-4
10	Barb Moore	Heidelberg	36.06m	118-4
11	Angie Melland	Kansas	34.90m	114-6
12	Kristie Oleen	Northern Iowa	33.96m	111-5

EXHIBITION

	Larisa Avdeeva	USSR-Stavropol	50.20m	165-9
--	----------------	----------------	--------	-------

EVENT # 68 -- WOMEN'S HIGH JUMP -- FINAL RESULTS

1	Kim Oden	Nebraska Wesleyan	1.77m	5-9	3/4
2	Karol Damon	Colorado	1.73m	5-8	1/4
2	Connie Teaberry	Kansas State	1.73m	5-8	1/4
4	Sherry Pinkley	Drake	1.73m	5-8	1/4
5	Michelle Holtman	Doane	1.68m	5-6	1/2
5	Nancy Tessmer	Iowa	1.68m	5-6	1/2
7	Janet Partoll	Wisconsin	1.68m	5-6	1/2
7	Stacy Roberts	Northeast Missouri State	1.68m	5-6	1/2
7	Jamie Elrod	Iowa State	1.68m	5-6	1/2
7	Jennifer McDonald	Arkansas	1.68m	5-6	1/2
7	Chris Coolidge	Iowa State	1.68m	5-6	1/2
7	Melissa Lodmel	South Dakota	1.68m	5-6	1/2
13	Pam Owen	Colorado	1.68m	5-6	1/2
13	Wendy Kinneberg	North Dakota	1.68m	5-6	1/2
	Kaisa Savola	Texas-El Paso	no ht		
	Tracy Ames	Michigan State	no ht		
	Jana Hochstetler	Doane	no ht		
	Reflaye Williams	Missouri Baptist	no ht		
	Kelli Butzin	Heidelberg	no ht		
	Patti Schoo	Wisconsin	no ht		
	Lisa Morrison	Georgia	no ht		



### EVENT # 67 -- UNIV-COLLEGE JAVELIN

1	Arne Indrebo	Texas-El Paso	66.06m	216-9
2	Lyle Guillory	Northeast Louisiana	65.98m	216-6
3	Hans Schmidt	Georgia	64.26m	210-10
4	Rodrigo Zelaya	Texas Tech	61.58m	202-0
5	Brad Massey	Kansas State	61.36m	201-4
6	Ken McPeters	Arizona	60.68m	199-1
7	Matt DeAngelis	Notre Dame	59.28m	194-6
8	Jim Anderson	Moorhead State	56.94m	186-10
9	Chad Rodvold	Minnesota	56.82m	186-5
10	Bill Avery	Texas-El Paso	55.08m	180-8
11	Jim Sheridan	Miami	54.30m	178-2
12	Kevin Smith	Texas Southern	52.46m	172-1
13	John Stewart	Notre Dame	51.92m	170-4
	Bill Patrowicz	Wisconsin	3 fouls	

### EVENT # 69 -- UNIV-COLLEGE DISCUS

1	John Nichols	Louisiana State	59.26m	194-5
2	Ken Onuaguluchi	Northwest Missouri St.	53.60m	175-10
3	Simon Williams	Louisiana State	52.64m	172-8
4	Scott Phelps	Iowa State	52.60m	172-7
5	Clint Englund	Wisconsin	51.78m	169-10
6	Brian Kiser	Purdue	51.08m	167-7
7	Dave Marion	North Dakota State	49.10m	161-1
8	Chris Howard	Georgia	48.80m	160-1
9	Jack Trahan	Arizona	48.70m (48.18)	159-9
10	Chris Volgenau	Colorado	48.70m (no 2nd)	159-9
11	Jeff Hooper	Nebraska	48.66m	159-8
12	Dan Larson	Iowa State	47.30m	155-2
13	Brian Kult	Loras	47.06m	154-5
14	Mark Lacy	Minnesota	47.04m	154-4
15	Anthony Smith	Notre Dame	45.94m	150-9
16	Doug Joens	Iowa	45.92m	150-8
17	Greg Cox	Simpson	45.22m	148-4
18	Chris Grover	Alabama	43.34m	142-2
19	Steve Burian	North Dakota	43.08m	141-4
20	Troy Wilson	Pittsburg State	40.76m	133-9
21	Brian Wright	Heidelberg	38.26m	125-6
	Steve Monroe	Wisconsin	3 fouls	

EVENT # 70 -- UNIVERSITY-COLLEGE LONG JUMP--FINAL

1	Llewellyn Starks	Louisiana State	7.83m	25-8 1/4
2	Tony Walton	Texas Tech	7.70m	25-3 1/4
3	Nuguent Cotton	Texas Southern	7.68m	25-2 1/2
4	Jan Cado	North Central	7.62m	25 - 0
5	Paul Jones	Iowa	7.57m	24 - 1 0
6	Ron Robertson	Rice	7.55m	24-9 1/4
7	James Browne	Abilene Christian	7.44m	24 - 5
8	Clifton Etheridge	Kansas State	7.39m w (7.25m)	24 - 3
9	Roger Giles	Texas-El Paso	7.36m	24-1 3/4
1 0	Chris Huffins	Purdue	7.32m	24-0 1/4
1 1	Johnie Rodgers	North Texas	7.26m w (7.16)	23 - 1 0
1 2	Arnold Johnson	Western Illinois	7.24m	23 - 9
1 3	Drew Hardyk	Cincinnati	7.20m	23-7 1/2
1 4	Scott Sanders	Ball State	7.18m	23-6 3/4
1 5	Wesley Augmon	Pittsburg State	7.17m w (6.96m)	23-6 1/4
1 6	Bruce Reid	Louisiana State	7.13m	23-4 3/4
1 7	Dennis Harris	Louisiana State	7.10m w (6.88m)	23-3 1/2
1 8	Bob Olesen	Illinois	7.02m	23-0 1/2
	Jed Ecord	Pittsburg State	7.02m w (6.78m)	23-0 1/2
2 0	Matt Rice	Colorado	6.98m	22-10 3/4
2 1	Morris Ellis	Eastern Michigan	6.97m	22-10 1/2
2 2	Tom Gateley	Eastern Illinois	6.94m	22-9 1/4
2 3	Tyrone Minor	Drake	6.93m w (no 2nd)	22 - 9
2 4	Kurt Friedrich	Iowa	6.85m	22-5 3/4
2 5	Marcel Richardson	Michigan State	6.83m	22 - 5
2 6	Sammy Walker	Texas Tech	6.72m	22-0 3/4
2 7	Shawn Welti	North Central	6.69m	21-11 1/2
2 8	Nigel Codrington	Rice	6.65m	
2 9	Masai Troutman	Kentucky State	6.63m w (no 2nd)	
3 0	Jim Vann	South Dakota	6.39m	
3 1	Carl Williams	Purdue	5.60m w (no 2nd)	
	Bob Smith	Northern Iowa	3 fouls	



## DRAKE RELAYS QUOTES

Friday, April 27, 1990

Lisa Stone, Baylor: Winner, Women's Invitational 10,000-Meter Run in 35:02.74

"I felt pretty good today, I was hoping somebody would be there to push the pace but there wasn't. The temperature was nice today but I wish it wasn't raining as hard. I would've like to run faster but there wasn't anyone pushing it. I ran three seconds better a couple of weeks ago."

Larisa Avdeeva, Stavropol (USSR): Winner (Exhibition), Women's Javelin—164.8 Her personal best is 213.3.

"It wasn't the best conditions to throw, it was very difficult. As you can see, I'm all soaked. I was borrowing a javelin from someone."

(on the competition) "There are several women who have potential to be good throwers with a little more training."

"I was satisfied to be a part of the Relays. I am using this as a stepping stone for some of the big competitions, it was the first time I have thrown."

(on being in Des Moines) "It was hard with all of the time zone changes. It is a nice quiet town. I liked the art museum and the botanical center. Last night I went to see the Moscow Circus."

Sabrina Eames, Nebraska: Winner, Women's U-C Javelin - 47.62 m

"I could have done better today. The weather kind of brought me down because I was looking forward to throwing in good weather. The throw was about five feet less than what I wanted to do. I've been out for two years so I am happy that I'm back throwing again. I'm from the state of Washington so I'm used to throwing in the rain. It was really more of a psychological battle today."

John Martin, Mount Vernon: Winner, High School Shot Put - 55-6

"I felt really good today. Last year I came down nervous and this year I had a year of experience under my belt. After I threw 54-7 on my third throw I relaxed and my confidence level picked up and that helped me. I was trying to get 56 and not worry about what the others were doing."

Mick Mulherin, Linn-Mar of Marion: Winner, High School High Jump at 6-6

"I just tried to block out the rain and focus on the competition. I though it would take about 6-9 to win because you've got Suchan who has jumped 7 feet and Matt Burns, they give me good competition. I haven't been jumping that good lately. I was sitting here watching the other guys and they were slipping and it kind of got me nervous but I just tried to block it out and do the best I could. We had two other meets this year where we had to jump in the rain."

Cherrise Traylor, Rice: Winner, Women's Triple Jump in DRAKE RELAYS RECORD 42.07 feet, 12.98 meters

"On the jump where I broke the record the official said 13.01 and then they pulled the tape a little tighter and gave me a 12.98. I was hoping it was 13.01 because that would have given me the school record. She (teammate Claudia Haywood) has it at 13.00, but I'll get it. Then she'll break it again and we'll just keep going on like that. This is my first time coming to the Drake Relays. It's my second year of track. I played volleyball for three years and then switched over to track. I jumped in high school but I didn't want to play volleyball anymore. My roommate was Diane Sommerville (5th in Relays triple jump in '89) and she encouraged me to come out for track."



## FRIDAY QUOTES -2

Iowa State 4 x 1600-meter relay winning time of 16:15.10  
4th straight Drake Relays title for Iowa State

**John Nuttall**—"That was really enjoyable. We're on a roll right now, it is a shame the weather wasn't better but it was good there were still some fans. I was a little tight coming into the race after a big weekend last week. We had a few problems with injuries as a team and I thought if we had four guys healthy we might have had a shot at the record."

**Jonah Koech**—"I didn't want to look back today because I was a little tired. I was a little bit sore after last week. I am very happy with our entire team."

Jason McCleary, Newton HS: Winner boys 110-meter high hurdles in :14.54

"The last week I really worked hard at getting off to a good start. I felt real good. I kind of liked running in the rain. I knew there were a other good hurdlers but I felt I could win."

Rhonda Eiben, Sigourney: Winner High School Girls 100-Meter Dash in 12.50

I didn't really have any competition in my heat this morning but I knew the final would be good. I ran a 12.85 in the prelims. My coach told me before the final to just freewheel it, "you can do it," and just confidence really. During the race I couldn't really tell if I was ahead or not. I couldn't tell if I'd won but I knew I was close.

Dwayne Wright, Waterloo West: Winner High School Boys 100-Meter Dash in 10.91

It was pretty tight in the beginning. I just felt like if I had a good start I had a chance to win it and I did. I just pulled away from them at the end. I've been working on the start all week. That's about all I did. That and stick work for the 4 by 2. I got into the blocks slow because I figure that way they've got to wait on me and they are going to get nervous. About two weeks ago I ran a 10.67, that was my fastest and then I ran the 200 in 21.49.

Esther Jones, LSU: Winner, Women's 100-meter dash in :11.51

I felt pretty good considering the kind of competition there was. We kind of prepared for this weather since it was like this last year. We prepared for the worst. I think we'll do fine in upcoming relays. We love to come to this meet and we always have had very good performances.

Kevin Little, Drake: Winner, Men's special invitational 100-meter dash in 10.59

I wasn't very happy with my start but midway through I could tell I was catching up. I'm still not real happy with my 100. I think I'm a little faster this year and a little stronger overall. I try to do the same thing as I do before every relay regardless of what it is.

Gennady Markov, Stavropol (USSR): Participant in men's 100-meter dash in 11:48  
Actual specialty is triple jump

The humidity was there today but overall it was a nice day for running. My specialty is the triple jump. There were some very good sportsman today—well-trained and powerful. I will try for the top spot tomorrow in the triple jump.



## FRIDAY QUOTES -3

Iowa: Winner Women's U-C Distance Medley Relay in 11:24.12

**Rachelle Roberts** - This was our first race. We really wanted to get the record but we missed that by about a second. The cool weather was nice. We've been running in some high humidity the last few days.

**Kim Schneckloth** - My season hadn't been going real well and I was really looking forward to Drake because I ran well here last year and I wanted to repeat that again and today was really a breakthrough for me.

**Tami Hoskins** - We definately missed Jeanne (Kruckeberg) today but we were confident we'd do well without her. When we ran around the track after the race we looked up in the stands and the whole crowd was just yelling for us. It was a great feeling.

Valley of West Des Moines: Winner High School Boys 4 x 800-Meter Relay in 7:59.17

**Troy Schnack** - One main thing on our team is teamwork. We work together and that's all we think about. We've been running together for three years now, continually improving. Our main objective today was to get Jason (Rhodes) out as far as we could.

**Jason Rhodes** - I wasn't with the team last year at the Relays because I was sick at the beginning of the season. I spent three months in Russia as an exchange student and I trained with them. I was training in the in the southern part of the country in the Caucus Mountains. I was working to get my time down in the 800. They train really well and work hard.

John Nichols, Louisiana State: Winner - U-C Discus with 59.26 m (197-8)

The weather was very unstable. The ring was wet and it kept drizzling. This is my third victory in the discus at Drake and I'm going to go for one more but it'll probably be the year after next because I'll probably redshirt next year and then come back in '92. I'm going to back off competition for a while. I'll still be training and I'll compete in some summer meets. I'll be shooting for the Olympics and I hope I can make the team.

Flora Hyacinth, Alabama: Winner women's 400-meter intermediate hurdles in ????

I felt a lot better this morning. I ran in three events today and I was a bit tired. this was my best tiome of the year but I thought I had run faster in the morning.

Michael Graham, Iowa State: Winner of men's 400-intermediate hurdles in ????

I've always wanted to win the Drake Relyas. Last year (he finished 2nd) I made a lot of errors. I think the rain (this morning in prelims) was more mental than anything else. Before the race you feel but not during. I probably ran the last 100 meters faster htan any others. (on sticking his finger in the air at the end) I've just always wanted to win it. I'm a senior and this is probably my last chance.

Michael Johnson, Baylor: Anchor leg of the 4 x 200-meter race

Early part I was kind of tired. Also, there were several good teams. I thought the conditions were pretty good. I can only speak for myself, but I am always pumped up when it's not raining. I think this morning, everyone was taking it kind of careful. I probably do run a little better when I'm behind in the 4 x 200.

FRIDAY QUOTES -4

Edith Nakiyingi, Iowa State: Winner Women's Special Invit. 800-Meter Run in 2:04.93

These last two weeks have not been good for my training. I've had a knee problem but I feel I'll be stronger in coming weeks. This race was my first outdoor 800 of the year. It was very challenging. The last 160 meters she (Loboiko) really sprinted and I wasn't ready for that. I'm always strong at the finish but I didn't feel tired at the end. I didn't really use up everything but because of the lack of training I'm not sure I was really ready to anyway.

Nadezda Loboiko, USSR-Stavropol: First place finish (Exhibition) Women's 800 in 2:04.18

I felt my time was weak. The first lap was just so-so and I could have done better. It is very early in the season for us and we are training for big meets this summer. This was a good training race though. The weather is about the same at home, a little rain here and there. The crowd was very warm and they helped my run. This is quite a big crowd compared to many meets we run in.



**1990 DRAKE RELAYS**  
**Friday, April 27**

**Meet Records**

1)Women's UD-CD Division Triple Jump -- Cherris Taylor, Rice, 12.98 meters (42-7)...old mark 41-9 1/4 by Felecia Curry, Kansas State, 1988.

2)High School Boys' Invitational 400-meter low hurdles -- Shaun Benefield, Mason City :52.9...old record :53.1 by Joel Hartman, Cedar Rapids Kennedy, 1985 & Darwin Vande Hoef, Rock Valley High School, 1989.

4)High School Boys' four by 200 Relay -- Waterloo West, 1:27.45...old record 1:28.2y, Des Moines North 1948 (prelims); Iowa All-Time Best 1:27.6 y, Des Moines North, 1948)

5)Women's Invitational 800-meter run -- Edith Nakiyingi, Iowa State, 2:04.93 -- **new event**

**STREAKS CONTINUE**

--Iowa State won its **fourth straight** UD-CD four by 1600 relay being clocked 16:15.10

--Iowa won its **second straight women's distance medley** in 11:24.12

--John Nichols of Louisiana State won his **third straight** UD-CD discus ay 194-5







Saturday, April 28

### Meet Records

- 1) Women's 400-Meter Special Invitational -- Natasha Kaiser, Nike Smith Track Club, :52.85...new event
- 2)University-College 1500-Meter run -- John Nuttall, Iowa State, 3:41.74...old record 3:42.08 by Steve Lacy, Wisconsin, 1978
- 3)University-College Pole Vault -- Bill Payne, Baylor, 18-41/2...old record 18-31/4 by Steve Huffman, Kansas 1988
- 4)Women's Sprint Medley Relay -- Iowa State (Lexie Anderson, Kathleen Hancock, Jacqui Parker, Edith Nakiyingi)...new event
- 5)Women's 10-K Road Race -- Janis Klecker, Minnetonka, Minn., 31:44...old record was 31.10 by Klecker in 1989)

### STREAKS CONTINUE


- Kevin Little, Drake, won his second straight 200-meter special invitational dash in :20.71
- Arizona wins second straight University distance medley relay title in 9:42.19
- Loras wins second straight college sprint medley relay title in 3:22.52
- Paul Ereng, running unattached this year, wins second straight men's 800 special invitational in 1:46.76.
- Alabama won its fifth straight women's four by 400 meter relay in 3:37.24.
- Baylor wins its second straight men's university four by 400 meter relay title in 3:03.52.
- Kevin Clements of Illinois State won his second straight university-college division high jump title at 7-3.



Drake University

*"America's Athletic Classic"*

Des Moines, Iowa



**DRAKE  
RELAYS  
1990**

***CELEBRATING  
THE HUMAN RACE***

**High School Division Results  
Friday and Saturday, April 27-28, 1990**

## 110-METER HIGH SCHOOL HURDLES (wind .62 against)

1.	Jason McCleary	NEWTON	14.54
2.	Mark Elliott	KNOXVILLE	14.92
3.	Paul Fasting	URBANDALE	15.14
4.	Erik Davisson	ADEL-DE SOTO	15.17
5.	Pat Harrington	SIOUX CITY HEELAN	15.26
6.	Gregg Garn	AMES	15.28
7.	Eric Bickel	BURLINGTON	15.29
8.	Jeremy Bolluyt	SPIRIT LAKE	15.61

## 100-METER DASH, HIGH SCHOOL GIRLS INVITATIONAL

1.	Rhonda Eiben	SIGOURNEY	12.50
2.	Tunisia Evans	SIOUX CITY	12.52
3.	Jenny Ray	MARSHALLTOWN	12.59
4.	Haley Parrott	ATLANTIC	12.78
5.	Kim Carson	DES MOINES	12.79
6.	Tiffany Wise	MASON CITY	12.93
7.	Marla Coleman	DES MOINES	13.16
8.	Suzie Darnell	KNOXVILLE	13.21

## 100-METER DASH (Wind - 0.91 mps)

1.	Dwayne Wright	WATERLOO WEST	10.91
2.	Jamie Leonard	DALLAS CENTER-GRIMES	11.26
3.	Ed Threatt	CEDAR RAPIDS, JEFFERSON	11.42
4.	LeShane Saddler	WATERLOO WEST	11.44
5.	Andre Donelson	DAVENPORT NORTH	11.51
6.	Chris Nelson	AMES	11.53
7.	Sly Brown	DAVENPORT CENTRAL	11.70
8.	Chris Sorensen	COUNCIL BLUFFS, LINCOLN	12.19

## 4 x 100-METER RELAY - NINTH GRADE BOYS

EVENT #12

1.	AMES	46.39	Greg Anderson, Muienwo Tendis, Jonathan Good, Scott Gabrielson
2.	DES MOINES, LINCOLN	47.40	A. J. Russo, Jason Storm, Cory Hill, Chad Winfrey
3.	DES MOINES, EAST	47.86	DavonSmith, Barry Struth, Rick Ramirez, Andre Williams
4.	DES MOINES, ROOSEVELT	47.93	Cory Williams, Scott Gay, Matt Jeter, Larry Young
5.	VALLEY OF WEST DES MOINES	47.98	Chad Griffith, Dave Yilek, Jason Wilson, Tyler Peterson
6.	DES MOINES, HOOVER	48.12	Troy Smith, Steve Graves, Liddell Thomas, Arrius Walker
7.	DOWLING OF WEST DES MOINES	49.55	Jeremy Pins, Jean McGuire, Chad Diche, Joe McCarthy

DES MOINES, NORTH, Disqualified 3-4 out of zone,  
ran 50.15



FRIDAY

EVENT #13

4 x 100 METER RELAY, NINTH GRADE GIRLS - FINALS

1. AMES	52.23	Anna Terpstra, Emily Kim, Leigh Ann Powell, Alison Doyle
2. VALLEY OF WEST DES MOINES	52.82	Amy Rhodes, Sarah Duncan, Marcy Wisniewsky, Tiffanie West
3. DES MOINES, HOOVER	54.85	Angela Walker, Daia Thiese, Amy Westercamp, Andra Van Roekel
4. DES MOINES, LINCOLN	55.09	Kiersten Pauling, Tash Bell, Jami Brown, Amanda Simmons
5. DES MOINES, EAST	55.11	Jenny Lindberg, LaTasha Brown, Paula Kephart, Kim Rollins
6. DES MOINES, ROOSEVELT	55.97	Emily Gordon, Carly Dhinin, Michelle Goodman, Kate Welch
7. DES MOINES, NORTH	57.48	Heather Proctor, Renee Waters, Tiffany Mumford, Jennifer Barcellano
8. DOWLING OF WEST DES MOINES	1:00.39	Angela Edwards, Alison Hrabe, Beth Lang, Stephanie Walker

HIGH SCHOOL BOYS 4 x 800 METER RELAY - FINALS

EVENT #14

1. VALLEY OF WEST DES MOINES	7:59.17	Troy Schnack, 1:57.0; Joe Stock, 2:03.3, Dan Leuck, 1:59.9, JasonR hodes, 1:59.0
2. AMES	8:02.61	Brian Campbell, 200.5, Tom Joensen, 2:00.7, Guy Willey, 1:58.9, Dan Gergan, 2:02.5
3. BETTENDORF	8:05.29	Ben Zimmerman, KevinBa rnes, Todd Patterson, Bill Dockery
4. INDIANOLA	8:06.19	Casey Blake, Scott Beall, Alex Crabb, Joseph Kiptanui
5. WATERLOO, WEST	8:07.38	Jason Webber, JeffS mith, David Kelley, Ned Miller
6. MASON CITY	8:08.27	Matt Smuck, Shawn Benefield, Matt Marquardt, Steve Hjalmervik
7. SPENCER	8:09.73	Scott Erkonen, Lucas DeWitt, Barry Welle, Luke Krebs
8. MARSHALLTOWN	8:12.09	Pat Foley, Joey Studts, Jason August, David York
9. IOWA CITY, WEST	8:12.20	Todd Lane, Al Capers, Sean Boyle, Dean Colony
10. CLINTON	8:19.73	Albert Hayton, Randy Wilden, Joel Frye, Ryan Kent
11. NEWTON	8:20.28	Chad Chadwick, Bryant Schmidt, Jeff Mack, Brian Kirchhoff
12. SHELDON	8:22.08	Nate Rolston, Jeremy Carter, Casey Eitemiller, John Shelp
13. MUSCATINE	8:28.17	Ryan Willits, Jonathon Estabrook, Steve Meerdink, Shane Leach
14. DUBUQUE, WAHLERT	8:33.64	Pat McGrath, Doug DeMuth, Francis Giunta, Kevin Kunkel

FRIDAY

EVENT #17

## HIGH SCHOOL BOYS 400-METER LOW HURDLES - FINALS

1. Shaun Benefield	MASON CITY	52.9	*****NEW RECORD
2. Gregg Garn	AMES	53.2	<i>Hand-timed - not for a record</i>
3. Terry Haskins	WOODBINE	54.1	
4. Darrin Astor	FORT DODGE	54.5	
5. Scott Girard	LE MARS, GEHLEN	54.9	
6. Jason McCleary	NEWTON	55.2	
7. Doug Dodd	HAMPTON-DUMONT	55.6	
8. Mark Cooley	WATERLOO, WEST	55.8	

\*\*\*\*\*NEW RECORD\*\*\*\*\*

Old Record :53.1, Joel Hartman, Cedar Rapids, Kennedy, 1985 and  
:53.1, Darwin Vande Hoef, Rock Valley, 1989

## HIGH SCHOOL BOYS 4 x 200-METER RELAY

EVENT # 23

1. WATERLOO WEST	1:27.45****	Chris Roby, Darius Hart, Lamont Coleman, Dwayne Wright
2. BURLINGTON	1:28.64	Devin Bradshaw, Eric Bickel, Anthony Harris, Darrel Twille
3. CEDAR RAPIDS	1:29.41	Ed Peck, JoeG ureno, Louie Ervin, Baylor Goode
4. AMES	1:30.87	John Barnett, Chris Nelson, Aaron Clinton, Dragus Lawson
5. IOWA CITY, WEST	1:31.37	Adaryll Allen, Rich Norton, Derek Dykstra, Yaw Gyabaah
6. CEDAR FALLS, NORTHERN IOWA	1:31.42	Darian Kimbrough, Jason Anderson, Tucker Else, Travis Else
7. CLINTON	1:33.11	Kurt Miller, Derek Clark, Keith Rixen, Mike Seymour

DAVENPORT, NORTH, Disqualified 2-3 out of zone,  
ran 1:33.11

\*\*\*\*\*RECORD\*\*\*\*\*

Old Record, 1:28.2y, Des Moines North, 1:27.6y, Des Moines North

## 800 METER RUN, HIGH SCHOOL GIRLS

EVENT #24

1. Heather Amundson	NORTHWOOD-KENSETT	2:19.26
2. Jenny Brown	KEOKUK	2:19.56
3. Nikole Hennigan	SOUTHEAST POLK OF RUNNELLS	2:19.45
4. Cyndi Olson	CEDAR RAPIDS	2:20.10
5. Anny Hermann	DOWLING OF WEST DES MOINES	2:20.18
6. Tony Bechen	DUBUQUE, WAHLERT	2:20.42
7. Wendy Wulkow	BOONE	2:20.77
8. Jessica Hobbs	PLEASANT VALLEY	2:21.02
9. Jill Terrillion	MARSHALLTOWN	2:21.43
10. Laura O'Brien	DUBUQUE	2:22.13
11. Erin Block	AMES	2:22.27
12. Janel Brakke	AMES	2:22.32
13. Anne Erlandson	LINN-MAR OF MARION	2:22.58
14. Jennifer Peck	COUNCIL BLUFFS, JEFFERSON	2:22.58
15. Jacinda Grishaber	NORTH LINN OF COGON	2:23.55
16. Annette Gravert	TIPTON	2:23.66



FRIDAY

EVENT # 24

800 METER RUN, HIGH SCHOOL GIRLS - FINALS

---

1. Heather Amundson	NORTHWOOD-KENSETT	2:19.26
2. Nikole Hennigan	SOUTHEAST POLK OF RUNNELLS	2:19.56
3. Jenny Brown	KEOKUK	2:19.45
4. Cyndi Olson	CEDAR RAPIDS, JEFFERSON	2:20.10
5. Anny Hermann	DOWLING OF WEST DES MOINES	2:20.18
6. Tony Bechen	DUBUQUE, WAHLERT	2:20.42
7. Wendy Wulkow	BOONE	2:20.77
8. Jessica Hobbs	PLEASANT VALLEY	2:21.02

81ST ANNUAL DRAKE RELAYS  
 DRAKE STADIUM, DRAKE UNIVERSITY, DES MOINES, IOWA  
 SATURDAY, APRIL 28, 1990

SATURDAY

FINALS

EVENT #27

HIGH SCHOOL BOYS 3,200 METER RUN

1. Troy Hollatz	CLEAR LAKE	9:29.13
2. Chad Blynn	CALAMUS-WHEATLAND	9:30.21
3. Dean Colony	IOWA CITY, WEST	9:36.40
4. Jonathon Estabrook	MUSCATINE	9:41.14
5. Mike Penningroth	TIPTON	9:44.08
6. Doug Birk	SIOUX CITY, EAST	9:44.84
7. Andy Kauder	CASCADE	9:44.94
8. Scott Kolbe	VALLEY OF WEST DES MOINES	9:45.65
9. Mike Robinson	DES MOINES, EAST	9:49.82
10. Dave Mason	CEDAR FALLS	9:53.55
11. Nick Welter	NORTH SCOTT OF ELDRIDGE	9:54.07
12. Mark Hammons	IOWA VALLEY OF MARENGO	9:56.88
13. Ben Zimmerman	BETTENDORF	9:57.02
14. Kevin Barnes	BETTENDORF	9:57.56
15. Brent McGrew	DECORAH	10:01.53
16. Todd Henecke	CEDAR RAPIDS, PRAIRIE	10:05.74
17. Chad Bishop	INDIANOLA	10:11.20
18. Craig Steward	CHEROKEE	10:11.52
19. Damon Hawn	AMES	10:13.52
20. Micah Thurston	CLARENCE-LOWDEN	10:14.27

4 x 100-METER RELAY, HIGH SCHOOL GIRLS INVITATIONAL

EVENT #43

1. CEDAR RAPIDS, KENNEDY	49.05	Bridgette Hamilton, Rhonda Gardeman, Zandra Hayes, Shelley Sheeta
2. BETTENDORF	49.80	Susan Glenn, Cheryl Sargent, Nicki Kinsler, Amber Brainerd
3. DES MOINES, ROOSEVELT	49.82	Kim Carson, Marie Martin, Kristy Matthews, Marquette Slater
4. CEDAR RAPIDS, JEFFERSON	50.09	Earlene Johnson, Alishia Williams, Jill Clarke, Tanela McCall
5. OTTUMWA	50.48	Kristi Smith, Lornette Martin, Susan Dawson, Alinga Clark
6. PLEASANT VALLEY	50.65	Monica McRell, Tina Erps, Stephani VanderHorn, Stephane Baden
7. IOWA CITY	50.70	Darcie Dotson, Carrie Shurr, Lesley Kennedy, Kristin Vanderah
8. MASON CITY	50.71	Jenny Brown, Jenny Toelke, Lana King, Tiffany Wise



SATURDAY

EVENT # 44

HIGH SCHOOL BOYS 4 x 100-METER RELAY

1.	WATERLOO WEST	42.42	James Roby, Darius Hart, Lamont Coleman, Dwayne Wright
2.	CEDAR RAPIDS, KENNEDY	42.93	Ed Peck, Joe Guren, Louie Ervin, Baylor Goode
3.	BURLINGTON	42.96	Devin Bradshaw, Eric Bickel, Anthony Harris, Darrel Twillie
4.	WATERLOO, EAST	43.05	Albert Meeks, John Sallis, Ryan Saddler, LeShane Saddler
5.	URBANDALE	44.00	Geoff Turner, Jason Opfer, Jeff Storey, Nate Sickerson
6.	SPIRIT LAKE	44.23	Tim Opheim, John Stineman, Jeremy Bolloyt, Tom Carr
7.	CLINTON	44.29	Kurt Miller, Keith Rixen, Mike Seymour, Chad Pfeiff
8.	SHENANDOAH	48.33	Jason Regan, Jody Peters, Brent Sandquist, Matt Lair

SPRINT MEDLEY RELAY, HIGH SCHOOL GIRLS

EVENT # 47

1.	BETTENDORF	1:48.79	Susan Glenn, Nikki Kinsler, Cheryl Sergant, Amber Brainerd, 57.5
2.	SIGOURNEY	1:49.11	Heather Eiven, Brandy Dage, Sadie Wiley, Rhonda Eiven, 56.9
3.	CEDAR RAPIDS, KENNEDY	1:50.42	Bridget Hamilton, Rhonda Gardmann, Zandra Hayes, Shelley Shetz, 59.0
4.	DES MOINES, ROOSEVELT	1:51.81	Kim Carson, Marie Martin, Marquetta Slater, Kristi Matthews
5.	KEOKUK	1:52.87	Erin Kiedaisch, Susie Marcinkowski, Kelly Iverson, Jenny Brown, 59.7
6.	IOWA CITY	1:53.67	Darcie Dotson, Carrie Shurr, Lesley Kennedy, Anya McMurray
7.	MASON CITY	1:54.45	Jenny Brown, Jenny Toelke, Tiffany Wise, Lana King
8.	AMES	1:55.33	Carolyn Canow, Jenny Stott, Serra Sermat, Jamel Brakke

HIGH SCHOOL BOYS SPRINT MEDLEY RELAY

EVENT # 50

1.	INDIANOLA	3:29.66	Scott Beall, Brian Atwood, Casey Blake, Joseph Kiptanui, 1:49.2
2.	CLINTON	3:34.49	Kurt Miller, Keith Rixen, Mike Seymour, 50.5; Albert Hayton, 1:56.7
3.	MUSCATINE	3:35.05	Marc Holler, Peng Cavan, Steve Meerdink, 49.9; Shane Leach, 1:55.7
4.	COUNCIL BLUFFS, JEFFERSON	3:35.21	Mike Patten, Matt Madsen, Tom Dow, 51.0; Dave Patten, 1:56.8
5.	KNOXVILLE	3:35.46	Chris Carter, Scott Van Wyngarden, Lonnie Balmer, 50.1; Bryan VanSickle, 1:57.6
6.	MASON CITY	3:38.14	Justin Winga, Scott Pitcher, Matt Smuck, 52.1; Shaun Benefield, 1:58.0
7.	CEDAR RAPIDS, JEFFERSON	3:39.21	Ambullai Cassell, Ed Threatt, Jason Young, Damon Smith
8.	VALLEY OF WEST DES MOINES	3:46.9	Jared Elfvin, Joe Stock, Dan Leuck, 52.3; Jason Rhodes, 2:03.2

## SATURDAY

## HIGH SCHOOL BOYS 1,600-METER RUN

EVENT # 55

1.	Dean Colony	IOWA CITY, WEST	4:23.70
2.	Todd Henecke	CEDAR RAPIDS, PRAIRIE	4:24.60
3.	Troy Schnack	VALLEY OF WEST DES MOINES	4:24.62
4.	Chad Flynn	CALAMUS-WHEATLAND	4:24.76
5.	Lance Mayfield	CLARENCE-LOWDEN	4:27.22
6.	<del>Hick Jubert</del> Joel Kinkart	DAVUS CIYBTT IF BKIINFUEKD	4:27.73
7.	Pete Simons	IOWA CITY <u>Paris City of Bloomfield</u>	4:29.9
8.	Brad Linder	DES MOINES, HOOVER	4:30.52
9.	Mark Hammons	IOWA VALLEY OF MARENGO	4:30.6
10.	Brian Campbell	AMES	4:31.1
11.	Doug Birk	SIOUX CITY, EAST	4:31.6
12.	Curt Woodin	WAVERLY-SHELL ROCK	4:32.0
13.	Andy Kauder	CASCADE	4:32.2
14.	Scott Kolbe	VALLEY OF WEST DES MOINES	4:34.4
15.	Jonathon Estabrook	MUSCATINE	4:34.4
16.	Shawn Ruden	DUBUQUE, HEMPSTEAD	4:35.4
17.	Bryant Schmidt	NEWTON	4:35.5
18.	John Ramsey	AMES	4:37.3
19.	Matt Marquardt	MASON CITY	4:38.2

## 4 x 400-METER RELAY, HIGH SCHOOL GIRLS

EVENT # 58

1.	CLINTON	3:59.55	Chiquitta Carroll, 59.5; Suzy Hagge, 58.0; Angela Woll, 61.5; Andrea Ryan, 60.5
2.	BETTENDORF	4:02.62	Nikki Kinsler, 61.5; Cheryl Sergant, 59.2; Susan Glenn, 63.6; Amber Brainerd, 58.4
3.	KEOKUK	4:04.26	Jenny Brown, Susy Marcinkowski, Sara Shinn, Kelly Iverson
4.	CENTRAL OF DEWITT	4:04.50	Nikki Claussen, 61.4; Brandy Scheckel, 60.3; Heidi Pote, 63.1; Laurie Pote, 59.7
5.	INDIANOLA	4:04.55	Kim Vinton, 60.3; Amy Adams, 62.6; Sara Riemersma, 61.7; Kat Warnock, 60.0
6.	KNOXVILLE	4:06.34	Melanie Daugherty, 61.1; Shelly Wells, 63.2; Kim Kruk, 63.1; Susie Darnell, 58.9
7.	PLEASANT VALLEY	4:06.46	Stephani VanderHorn, 61.3; Monica McReil, 62.0; Shali Chamany, 63.0; Stephanie Baden, 59.6

DES MOINES, ROOSEVELT, Did not finish

## HIGH SCHOOL BOYS 4 x 400-METER RELAY

EVENT # 59

1.	CEDAR RAPIDS, KENNEDY	3:23.30	Mike Morrison, 53.0; Joe Gureno, 50.3; Louis Ervin, 51.2; Baylor Goode, 48.8
2.	AMES	3:24.24	Gregg Garn, 50.8; Guy Willey, 51.8; Jesse Pease, 51.4; John Barnett, 50.2
3.	MASON CITY	3:24.70	Justin Winga, 53.5; Scott Patcher, 51.6; Matt Smuck, 51.5, Shaun Benefield, 48.0
4.	IOWA CITY, WEST	3:24.76	Rich Norton, 50.1; Adayll Allen, 50.9; Al Capers, 51.8; Yaw Gyabaah, 51.9
5.	NEWTON	3:26.62	Mike Spaur, 51.8; Jeff Mack, 53.0; Dan Malone, 51.9; Jason McCleary, 49.9
6.	CEDAR FALLS	3:26.89	Justin Manifold, Steve Ferson, Josh Hurley, Todd Schwarzenbach
7.	KNOXVILLE	3:27.35	Mike VanNiewall, 53.4; Sean Mason, 52.4; Eric Hogue, 52.5; Lonnie Balmer, 49.1
8.	INDIANOLA	3:34.30	Casey Blake, Alex Crabb, Mike Stover, Scott Beall



81st ANNUAL DRAKE RELAYS  
DRAKE STADIUM, DRAKE UNIVERSITY, DESMOINES, IOWA  
FRIDAY, APRIL 27, 1990

FRIDAY MORNING

OFFICIAL RESULTS

HIGH SCHOOL

WEATHER REPORT: 60° - Winds out of the south 5 to 7 mph, moderate rain

---

100-METER DASH, High School Prelims

EVENT #8

HEAT ONE (Wind - .45h)

1. Dwayne Wright	WATERLOO, WEST	10.92
2. Chris Sorensen	COUNCIL BLUFFS, LINCOLN	11.27
3. Andre Donelson	DAVENPORT, NORTH	11.42
4. LeShane Saddler	WATERLOO, EAST	11.45
5. Brent Sandquist	SHENANDOAH	11.76
6. Richard Giese	WILTON	11.97

HEAT TWO (Wind - .53h)

1. Jamie Leonard	DALLAS CENTER-GRIMES	11.09
2. Ed Threatt	CEDAR RAPIDS, JEFFERSON	11.20
3. Darian Kimbrough	CEDAR FALLS, NORTHERN IOWA	11.61
4. Donnie Stecher	IOWA CITY	11.64
5. Brian Votroubek	DAVENPORT	11.68
6. Frank Scherrman	BECKMAN OF DYERSVILLE	11.85
7. K. C. Cleveland	COLFAX-MINGO	11.89
8. Chad Polzin	GLENWOOD	11.96

HEAT THREE (Wind .16h)

1. Chris Nelson	AMES	11.40
2. Phil Gates	LE MARS	11.50
3. Jason Hamrock	CEDAR FALLS	11.56
4. Glenn Armstrong	NORTH SCOTT OF ELDRIDGE	11.59
5. Nate Sickerson	URBANDALE	11.65
6. Reggie Hawkins	DES MOINES	11.86
7. Larry Mason	DES MOINES	11.91

HEAT FOUR (Wind .93 Aided)

1. Sly Brown	DAVENPORT	11.51
2. Truman McCurn	DES MOINES, EAST	11.65
3. Albert Smith	DOWLING OF WEST DES MOINES	11.68
4. Claude Wilkins	DES MOINES, HOOVER	11.71
5. Jason Regan	SHENANDOAH	11.75
6. Josh Moore	WESTWOOD OF SLOAN	11.79
7. Chad Shuff	LE MARS	11.86

QUALIFIERS: Threatt, Cedar Rapids, Jefferson; Sorensen, Council Bluffs, Lincoln; Dorelson, Davenport North, Saddler, Waterloo, East

## 110-METER HIGH HURDLES, High School Boys

EVENT #5

## HEAT ONE (Wind 1.14 mps against)

1.	Mark Elliott	KNOXVILLE	15.09
2.	Scott Girard	LE MARS, GEHLEN	15.38
3.	Aaron Clinton	AMES	15.39
4.	C. J. Rose	CLINTON	15.57
5.	Matt Ulrich	BETTENDORF	15.92
6.	Rafe York	DUBUQUE	15.98
7.	Jason Andrews	KEOKUK	16.32
8.	Trevin Fugere	ANKENY	16.79

## HEAT TWO (Wind .27 mps against)

1.	Jason McCleary	NEWTON	14.80
2.	Pat Harrington	SIOUX CITY, HEELAN	15.14
3.	Mark Cooley	WATERLOO, WEST	15.34
4.	Trent Jones	MALVERN	15.49
5.	Craig Atzen	DAVENPORT	15.84
6.	Bob Daley	COUNCIL BLUFFS, JEFFERSON	15.91
7.	Aaron Baugher	ANKENY	16.01
8.	Jim Liebermann	SOLO	16.05

## HEAT THREE (Wind 1.38 mps against)

1.	Erik Davisson	ADEL-DE SOTO	15.12
2.	Jeremy Bolluyt	SPIRIT LAKE	15.13
3.	Eric Bickel	BURLINGTON	15.26
4.	Bob Anderson	TREYNOR	15.52
5.	J. B. Wageman	WEST BRANCH	15.66
6.	Mike Christian	TIPTON	15.77
7.	Scot Lamm	MOUNT PLEASANT	16.23
8.	Judd Sather	SPENCER	17.02

## HEAT FOUR (Wind 1.23 mps against)

1.	Paul Fasting	URBANDALE	15.15
2.	Gregg Garn	AMES	15.33
3.	Bill Betterton	PLEASANTVILLE	15.37
4.	Daryl Simms	DES MOINES, ROOSEVELT	15.84
5.	Jeff Stock	PRAIRIE CITY, MONROE	15.89
6.	Ryan Fier	NORTH SCOTT OF ELDRIDGE	16.19
7.	Chandler Steffy	BELMOND	16.30
8.	John Sallis	WATERLOO, EAST	16.88

QUALIFIERS: Elliott, Knoxville; McCleary, Newton; Davisson, Adel DeSoto; Fasting, Urbandale  
 Bolluyt, Spirit Lake; Harrington, Sioux City Heelan, Bickel, Burlington;  
 Garn, Ames



## HIGH SCHOOL BOYS 4 x 200-METER RELAY, Prelims

EVENT #23

## HEAT ONE

1. WATERLOO, WEST	1:28.16	Lee Bell, Darius Hart, Lamont Coleman, Dwayne Wright
2. BURLINGTON	1:29.24	Devin Bradshaw, Eric Bickel, Anthony Harris, Darrel Twillie
3. CEDAR RAPIDS, KENNEDY	1:29.61	Ed Peck, Joe Gureno, Louie Ervin, Baylor Goode
4. AMES	1:30.60	Curtis Hawkins, Chris Nelson, Aaron Clinton, Dragus Lawson
5. CLINTON	1:32.21	Kurt Miller, Derek Clark, Keith Rixen, Mike Seymour
6. URBANDALE	1:32.88	Geoff Turner, Jason Opfer, Jon Einertson, Chris Wathen
7. IOWA CITY	1:33.63	Mike Evans, Scott Palmberg, Adam Hanrahan, Joey Woody

DES MOINES, EAST (Did not finish)

## HEAT TWO

1. CEDAR FALLS, N ORTHERN IOWA	1:31.63	Darian Kimbrugh, Jason Anderson, Tucker Else, Travis Else
2. DAVENPORT, NORTH	1:31.66	Greg Cook, Todd Harrington, Terry Thomas, Bill Harris
3. CEDAR FALLS	1:32.27	Jason Hamrock, Doug Hansen, Steve Ferson, Todd Schwarzenbach
4. DAVENPORT, CENTRAL	1:32.50	Jeri Roland, Carey Carrell, Vince Jackson, Sly Brown
5. PLEASANT VALLEY	1:32.56	Shrief Kabis, Rich Malmgren, Randy Lyons, Gunnard Twyner
6. WATERLOO, EAST	1:32.60	LeShane Saddler, Albert Meeks, Ryan Saddler, Jason Sweet
7. SIOUX CITY, WEST	1:32.90	Dale Revell, Jason Rice, Gary Wabashaw, Chris DeHarty
8. KNOXVILLE	1:33.64	Chris Carter, Glen Huyck, Scott Van Wyngarden, Lonnie Balmer

## HEAT THREE

1. IOWA CITY, WEST	1:31.95	Adaryll Allen, Rich Norton, Derek Dykstra, Yaw Gyabaah
2. GLENWOOD	1:32.38	Scott Coffin, Chris Kates, Jeff Anderson, Chris Roenfeld
3. SPIRIT LAKE	1:32.43	Tim Opheim, Martin Wieck, John Stineman, Tom Carr
4. FORT DODGE	1:32.40	Anthony Green, Kyle Johnson, Antonio Love, Charles Bodady
5. DES MOINES, ROOSEVELT	1:33.45	Brandon Hardaway, DeAngelo Ashby, Jay Williams, Larry Mason
6. PERRY	1:34.11	Brad Gardner, Eric Seeman, Darin Cox, Heath Coenen
7. SIOUX CITY, EAST	1:35.24	Kyle Skoglund, Chris Popken, Mark Sexton, Todd Ummach

DES MOINES, LINCOLN - Disqualified (ran L:32.38)

QUALIFIERS: Waterloo West, CR Kennedy, Cedar Falls, NU High, Clinton, Burlington,  
Ames, Davenport North, Iowa City West

## HEAT ONE

1. VALLEY OF WEST DES MOINES	3:32.57	Jared Elfvin; Joe Stock; Dan Leuck, 51.0; Jason Rhodes 1:54.0
2. CLINTON	3:32.61	Kurt Miller; Keith Rixen; Mike Seymour, 50.4; Albert Hayton, 1:55.1
3. INDIANOLA	3:32.85	Scott Beall; Brian Atwood; Casey Blake, 1:51.8; Joseph Kiptanui, 53.4
4. IOWA CITY	3:43.52	Donnie Stecher, Jamie Keefer, Jason Keese, Pete Simons
5. WATERLOO, WEST	3:43.90	Lee Bell, Jose Hill, Mike Anderson, Mike Kates
6. MONTICELLO	3:43.93	Shawn Bofelli, Mark Roussell, Scott Morgan, Toby Hoyer

DAVENPORT, NORTH, Disqualified, #3 Jewelry, ran 3:41.49  
IOWA CITY, WEST, Did not finish

## HEAT TWO

1. MASON CITY	3:34.09	Justin Winga; Scott Pitcher; Matt Smuck, 53.0; Shaun Benefield, 1:55.1
2. COUNCIL BLUFFS, JEFFERSON	3:34.95	Mike Patten; Matt Madsen; Tom Dow, 51.6; Dave Patten 1:59.7
3. MUSCATINE	3:37.06	Marc Holler; Peng Cavan; Steve Meerdink, 52.3; Shane Leach, 1:57.2
4. CEDAR RAPIDS, JEFFERSON	3:37.60	Ambullai Cassell; Ed Threatt, Jason Young, 53.1; Damon Smith, 1:58.5
5. KNOXVILLE	3:37.71	Chris Carter, Scott Van Wyngarden, Lonnie Balmer, Bryan Van Sickle
6. GLENWOOD	3:40.13	Chris Kates, Chris Roenfeld, Chad Polzin, Brant Johnson
7. FORT DODGE	3:43.03	Antonio Love, Charles Bodady, Darrin Astor, Shawn Roberts
8. PELLA	3:45.47	Joel Bennett, Jamie Bogaard, Chris Steenhoek, Erik Thompson

## HEAT THREE

1. BURLINGTON	3:38.27	Devin Bradshaw; Anthony Harris; Darrel Twillie, 53.2; Jacob Johnson, 2:00.2
2. AMES	3:38.55	Curtis Hawkins, Jesse Pease, John Barnett, 50.0; Dan Bergan, 2:00.9
3. NEWTON	3:38.79	Mike Spaur; Dan Malone; Chad Chadwick, 52.4; Bryant Schmidt, 1:59.6
4. CENTERVILLE	3:39.42	Chad Koestner, Todd Sells, David Thamke, Derek Oden
5. DUBUQUE	3:44.25	Dave Skonieczny, Scott Bublitz, Kevin Kunkel, Pat McGrath
6. DAVIS COUNTY OF BLOOMFIELD	3:47.58	Tony Bell, Dave Warren, Greg Trachsel Joel Kincart

OTTUMWA, Disqualified 1-2 out of zone, ran 3:43.85

COUNCIL BLUFFS, LINCOLN, Disqualified 2-3 out of zone, ran 3:42.02

QUALIFIERS: Valley West Des Moines, Clinton, Indianola, Mason City, Council Bluffs,  
Thomas Jefferson, Muscatine, Cedar Rapids, Jefferson, Knoxville



4 x 100-METER RELAY - HIGH SCHOOL BOYS - PRELIMSHEAT ONE

1. WATERLOO, WEST	43.73	James Roby, Darius Hart, Lamont Coleman, Dwayne Wright
2. BURLINGTON	43.92	Devin Bradshaw, Eric Bickel, Anthony Harris, Darrell Twillie
3. CEDAR RAPIDS, KENNEDY	44.45	Ed Peck, Joe Gureno, Louie Ervin, Baylor Goode
4. AMES	45.11	Curtis Hawkins, Chris Nelson, Aaron Clinton, Dragus Lawson
5. KNOXVILLE	45.69	Chris Carter, Joe Cunningham, Glen Huyck, Scott Van Wyngarden
6. SIOUX CITY, WEST	45.96	Chris De Harty, Dale Revell, Jason Rice, Gary Wabashaw
7. NEWTON	46.27	Mike Spaur, Brian Wooldridge, Brett Ringger, Dan Malone
8. COON RAPIDS-BAYARD	46.59	Jason Sheer, Gary Clayburg, Mike Tate, Russell Herman

HEAT TWO

1. URBANDALE	44.60	Geoff Turner, Jason Opfer, Jeff Storey, Nate Sickerson
2. CLINTON	44.71	Kurt Miller, Keith Rixen, Mike Seymour, Cle Phillips
3. SHENANDOAH	44.72	Jason Regan, Jody Peters, Brent Sandquist, Matt Lair
4. GLENWOOD	45.09	Chris Kates, Chad Polzin, Jeff Anderson, Chris Roenfeld
5. DES MOINES, EAST	45.50	Sone Philavanh, Jermaine Reed, Joe Thompson, Truman McCurn
6. IOWA CITY	45.71	Eric Wick, Scott Palmberg, Adam Hanrahan, Donnie Stecner
7. DAVENPORT, CENTRAL	45.76	Jeri Roland, Cory Carroll, Vince Jackson, Sly Brown

DAVENPORT, NORTH, Did not finish

HEAT THREE

1. SPIRIT LAKE	44.77	Tim Opheim, John Stineman, Jeremy Bolluyt, Tom Carr
2. CEDAR FALLS, NORTHERN IOWA	45.06	Darian Kimbrough, Jason Anderson, Tucker Else, Travis Else
3. FORT DODGE	45.45	Coy Dalton, Jerry Bell, Antonio Love, Charles Bodady
4. LE MARS	45.45	Chad Shuff, Kyle Klein, Mike Johannson, Phil Gates
5. DES MOINES, HOOVER	45.60	Brett Van Roekel, Fred Windsor, LaShon Jennings, Claude Wilkins
6. IOWA CITY, WEST	46.05	Ryan O'Rourke, Justin Pardekooper, Chad Rogers, Derek Dykstra
7. DUBUQUE	46.25	Tim Speltz, Jason Bickal, John Pesetski, Ryan Bastain
8. SIOUX CITY, EAST	46.28	Kyle Skoglund, Chris Popken, Dan Pittman, Todd Ummach

#### HEAT FOUR

1. RED OAK	44.99	Chad Banderhoof, David DeVries, Darin Kucker, Brian Swank
2. CEDAR FALLS	45.24	Jason Hamrock, Steve Pharson, Doug Hansen, Todd Swarzenback
3. DOWLING OF WEST DES MOINES	45.33	Mark White, Dave Huyette, Eric Staebell, Jim Lucia
4. CEDAR RAPIDS	46.52	Ryan Sundermann, Richard Webb, Saul Foreman, Scott Reid
5. COUNCIL BLUFFS, LINCOLN	46.99	Jay Wilson, Sid Stowe, Kevin Spalti, Pat Hughes

SPENCER, Disqualified - #1 out of zone, ran 45.10

PERRY, Disqualified - #3 out of zone, ran 45.98

NORTH SCOTT OF ELDRIDGE, Did not finish

#### HEAT FIVE

1. CEDAR RAPIDS, JEFFERSON	45.11	Jason Young, Eric Hale, Shaft Baker, Ed Threatt
2. SOLON	45.24	Corey Scott, Dan Sovers, John Stebral, Brian Havlicek
3. VALLEY OF WEST DES MOINES	45.69	Kevin Maloney, Scott Johnson, Jay Elfen, Larry Dorsey
4. TIPTON	45.73	Shane Blake, Rick Burroughs, Dan Driscoll, Mike Christian
5. DES MOINES, LINCOLN	46.36	Quenten Harris, John Feucalaro, Chad Veach, Matt Law
6. WASHINGTON	48.35	Luke Horak, Tracy Kleese, Buddy Boulton, Brian Dunlap

ALGONA, Did not finish

COUNCIL BLUFFS, Did not run

#### HEAT SIX

1. CENTERVILLE	46.16	Chad Koestner, Todd Sells, Todd McClain, David Thamke
2. CEDAR RAPIDS, PRAIRIE	46.21	Jeremy Hynek, Damon Meyer, Brian Armstrong, Tim Smyth
3. TRI-CENTER OF NEOLA	46.24	Eric O'Niell, Brian Nelson, Justin Holstein, Scott Johnson
4. MARSHALLTOWN	46.45	Jeff Springer, John Yuva, Jesse Osendorf, Aaron Eads

SIOUX CITY, HEELAN, Did not run

ROCKWELL CITY-LYTTON, Did not finish

CARDINAL OF ELDON, Disqualified 3-4 out of zone, ran 45.87

ALTA-AURELIA, Disqualified 3-4 out of zone, ran 50.4

#### HEAT SEVEN

1. MADRID	45.00	Craig Kirkpatrick, Jack Gibbons, Aaron Peterson, Ryan Santi
2. DES MOINES, ROOSEVELT	45.35	Mike Casebolt, Deangelo Ashby, Jay Williams, Larry Mason
3. ADEL-DESOTO	45.45	Chip Kuper, Todd Forret, Troy Shelly, Eric Davidson
4. DUBUQUE, WAHLERT	46.31	Dave Skonieczny, Scott Publitz, Eric Metz, Dave Romberg
5. OKOBOJI OF MILFORD	46.57	Chris Stein, Rick Wittrock, Brian Naber, Chris Stokers



SATURDAY MORNING - HIGH SCHOOL PRELIMS  
HEAT SEVEN (CONTINUED)

6. DAVIS COUNTY OF BLOOMFIELD	46.59	Tony Bell, Greg Proctor, B.J. Woodruff, Trey Grant
7. CENTRAL OF DE WITT	46.99	Mark Fey, Ted Sheridan, Chad Scheckel, Chad Dohrman
8. MEDIAPOLIS	47.02	Ryan Hassett, Neal Egbert, Shannon Todd, Jeff Jarrett

HEAT EIGHT

1. PLEASANT VALLEY	45.09	Sam Starr, Rich Malmgren, Jeff Buchanan, Randy Lyons
2. WEBSTER CITY	45.82	Aaron Bell, Todd Madsen, Eric Blesie, Todd Sonsalla
3. BECKMAN OF DYERSVILLE	46.06	Mark Elsinger, Frank Scherrman, Dan Kramer, Tom Boeckenstedt
4. CLEAR LAKE	46.22	Aaron Marken, J.D. Miller, Brad Whalen, Paul Ebeling
5. DES MOINES, NORTH	46.23	Mike Golden, Kyren Pinks, Mark DePhillips, Cortez Hull
6. WAVERLY-SHELL ROCK	46.33	Mike Arjes, Jerry Henkle, Matt Waller, Chad Klunder
7. WILTON	46.64	Dan Jackson, Chad Marthaler, Tom Bohnsack, Richard Giese
8. JOHNSTON	46.65	Jason Meyers, Chad Langworthy, Dan Voorhees, Steve Rittgers

HEAT NINE

1. MOUNT PLEASANT	46.09	Tom Kinnex, Chuck Kalar, Nathan Overberg, Ethan Marbery
2. MISSOURI VALLEY	46.57	Corey Neubauer, Travis Bonham, Steve Ellison, Jim Knott
3. WESTERN DUBUQUE OF EPWORTH	46.64	Brad Pins, Mike Petsche, Tim Steffen, Scott Steffen
4. AKRON-WESTFIELD	47.34	Mike Kenny, Troy Leekley, Aaron Wilmot, Jerrod Henrich
5. DALLAS CENTER-GRIMES	48.39	Eric Emmert, Joe Walker, Jeff Bain, John Campbell

NEW LONDON, Did not run  
FOREST CITY, Did not run  
MONTICELLO, Did not run

HEAT TEN

1. WATERLOO, EAST	44.86	Albert Meeks, John Sallis, Ryan Saddler, LeShane Saddler
2. CHARLES CITY	46.09	Jamie Osborn, Steve Fisher, Ryan Turner, Doug Sedgwick
3. PELLA	46.14	Joel Bennett, Jon Kuiper, Chris Steenhoek, Jamie Bogaard
4. ATLANTIC	46.44	Corby Pedersen, Greg Nelson, Devin Scholars, Mike Cook
5. LINN-MAR OF MARION	46.45	Jason Willenborg, Scott Fitzpatrick, Jim Hamilton, Mick Mulherin
6. GRINNELL	46.51	Mark Martin, Jason Conn, Mark Doty, Scott Gosselink
7. POCAHONTAS AREA	47.16	Jason Thomas, Terry Slattery, Steve Pedersen, Doug Beekman
8. KEOKUK	47.25	Brian Williams, Dale Rader, Scott Hymes, Channing Carter

HIGH SCHOOL BOYS PRELIMS

HEAT ELEVEN

1. WESTWOOD OF SLOAN	46.03	Matt Hall, Josh Moore, Chad Nordstrom, Jeff Longvall
2. MUSCATINE	46.63	Steve Hansen, Marc Holler, Juan Ortiz, Peng Cavan
3. DAVENPORT, ASSUMPTION	46.81	Tom O'Brien, Dan Timmons, Jim Hoeg, Brian Votroubek
4. COLFAX-MINGO	47.19	Scott Guy, Scott Maher, Matt Cunningham, K. C. Cleveland
5. SOUTH TAMA OF TAMA	48.18	Kirby Thiessen, Steve Murty, John Witt, Dan Zimmerman
6. CENTRAL DECATUR OF LEON	48.62	Jody Boord, Bill Beers, Brent Kouba, Brad Schwartz
7. DIKE	50.75	Shane Muller, Lance Loger, Doyle Klingenberg, Darrin Folkerts

NORTH MAHASKA OF NEW SHARON, Did not run

HEAT TWELVE

1. MASON CITY	46.25	Travis Morud, David Hjalmerik, Kevin Valentine, Mike Roberts
2. OTTUMWA	46.41	Pat Streeby, Phil Irwin, Travis Jennings, Dan Bell
3. PLEASANTVILLE	46.74	Jason Anthony, Troy McCullough, Ryan Goodrich, Bill Betterton
4. DAVENPORT, WEST	46.75	Ben Glispie, Chad Williams, Kevin Griffin, Robin Dothager
5. NORWALK	46.97	Matt Alexander, Long Hua, Tom Maher, Kelly Fritz
6. PRAIRIE OF GOWRIE	47.14	Chad Burger, Matt Hockemeier, Brian Lane, Monte Erritt
7. CHARITON	47.60	Jon Hawk, Craig Smith, Brad Buchalew, Jamie Kent
8. COUNCIL BLUFFS, JEFFERSON	47.83	Mike Patten, Tom Dow, Chuck Birnley, Bill Wilson

HEAT THIRTEEN

1. BELMOND	46.35	Christian Anderson, Cory Yoder, Todd Steenblock, Phil Dougherty
2. WEST MONONA OF ONAWA	46.61	Jashua Williams, Robert Epling, Chad Burtch, Jon Anderson
3. CLARKSVILLE	46.99	Brian Jacobs, Greg Barnett, Kendall Smith, Justin Wedeking
4. INDIANOLA	47.12	Jason Laxton, Chris Page, Bill Herkelman, Todd Chenault
5. NEW HAMPTON	47.30	Chad Christoph, Jason Winter, Brad Bumba, Curt Heideman
6. WEST HANCOCK OF BRITT	47.34	Jason Pavelka, Kelly Berhow, Tom Dahl, Rick Zeigler
7. WEST LIBERTY	47.89	Chris Parry, Matt Riggan, Josh Petersen, Samvon Cavan

OSAGE, Disqualified, 3-4 out of zone



HIGH SCHOOL BOYS - PRELIMS (SATURDAY)

HEAT FOURTEEN

1.	ANKENY	46.18	Scott Ryan, Tyler Ahnemann, Josh Osborne, Rob Weinbrecht
2.	SHEFFIELD-CHAPIN	46.19	Bob Berger, Neal Suntken, Gary Wiemann, Bill Myers
3.	VENTURA-KLEMME	46.49	Eric Paulson, Brett Luscomb, Steve Wiley, Scott Hinrichs
4.	CAMANCHE	46.57	Chad Tholen, Ryan Kincaid, Jason Hansen, Joe Kruse
5.	LEWIS CENTRAL OF COUNCIL BLUFFS	46.80	Todd Sales, David Richter, Chad Miller, Donnie Christensen
6.	OELWEIN	47.13	Chris Goodell, Steve Boblenz, Mike Elliott, Troy Knode
7.	BETTENDORF	47.22	Nate Mitchell, John Clark, Eric Schmidt, Matt Brown
8.	WAUKON	48.07	Jason Mohwinkle, Joe O'Neill, John O'Neill, Dale Lonning

HEAT FIFTEEN

1.	CRESTON	46.15	Lowell Hoff, Ryan Woods, Chad Briley, Dennis Shaw
2.	HAMPTON-DUMONT	46.79	Bart Witte, Jason Wedgbury, Doug Dodd, Vic Guerrero
3.	JEFFERSON-SCRANTON	47.20	Tracy Robbins, Mark Lane, Larry Ford, Kelly Locke
4.	SOUTHEAST POLK OF RUNNELLS	47.62	Albie Cabildo, B. J. Meyer, Sean Lowe, Jason Pommrehn
5.	ALBIA	47.80	Jacob Calhoun, Scott Dunning, Lance Summers, Jason Leber
6.	CENTRAL LEE OF DONNELLSON	No Time	Shad Rockhold, Clint Barker, Dave Bunnell, Scott Batten

ESTHERVILLE, Disqualified, Uniform Rule, ran 47.26

MAQUOKETZ, Disqualified, 1-2 out of zone, ran 47.11

HEAT SIXTEEN

1.	CLARKE OF OSCEOLA	46.52	Matt Riley, Brent Parrott, Quincy Snell, Bari Parrott
2.	DUBUQUE, HEMPSTEAD	46.53	Aaron Eichhorn, Pat Osterhaus, Brian Nelson, Jamie Coates
3.	VAN BUREN OF KEOSAUQUA	47.18	Jason Throckmorton, Jon Phelps, Jason, DeHart, Jason Johnson
4.	ANAMOSA	47.29	Tim Weers, Trevor Capron, Troy Miller, Wade Eilers
5.	NEVADA	47.48	Greg Wycoff, Brandon Gammon, Scott Ryerson, Daven Doobay
6.	OSKALOOSA	47.90	Ching Leuang, Matt Brown, Matt Brice, K. C. Eagen
7.	POSTVILLE	47.95	Jason Smith, Bobby Plaht, Shannon Bucknell, Willie Kugel

ALBURNETT, Disqualified #3 Uniform, 3-4 out of zone, ran 48.03

## SATURDAY

## HIGH SCHOOL BOYS - PRELIMS

## HEAT SEVENTEEN

1. GALVA-HOLSTEIN	47.12	Adam Reiss, Jeremy Parks, Charlie Reiss, Nick Clausen
2. HUMBOLDT	47.16	Tony Ersland, Tony Hubbard, Ryan Gidel, Rob Vitzthum
3. CLARINDA	47.18	Troy Jorgensen, Bart Bickel, Marty Whipp, Kris Grebert
4. INTERSTATE 35 OF TRURO	47.39	Troy Newlin, Jesse Johnson, R. J. Erwin, Matt McKinney
5. ALGONA	47.55	Jeff Erpelding, Chad Schuchert, Ryan Dotson, Tom Skarr
6. SOUTHERN CALHOUN OF LAKE CITY	48.04	Shane Ford, Matt Newland, Jason Stotts, Jason Maahs

FORT MADISON, Did not run

QUALIFIERS: West Waterloo, Cedar Rapids- Kennedy, Burlington, Urbandale, Clinton, Shenandoah, Spirit Lake, Waterloo East

## HIGH SCHOOL BOYS 4 x 400 METER RELAY - PRELIMS

EVENT #59

HEAT ONE

1. AMES	3:23.66	Gregg Garn, 50.3; Guy Willey, 50.6; Jessee Pease, 51.9; John Barnett, 50.6
2. INDIANOLA	3:26.39	Casey Blake, Scott Beall, Mike Stover, Joseph Kiptanui, 47.0
3. CEDAR RAPIDS, KENNEDY	3:26.79	Mike Morrison, Joe Gureno, Louis Ervin, Baylor Goode
4. NEWTON	3:28.69	Mike Spaur, Jeff Mack, Dan Malone, Jason McCleary
5. MASON CITY	3:29.21	Justin Winga, Scott Pitcher, Matt Smuck, Shaun Benefield
6. KEOKUK	3:31.41	Steve VanDever, Mike St. Clair, Sebastian Sole, Dale Rader
7. ANKENY	3:32.19	Aaron Baugher, Jason Rohlf, Trevin Fugere, Andrew Kruzich
8. SIOUX CITY, WEST	3:32.24	Gary Wabashaw, Mike Saunders, Jeff Smith, Chris DeHarty

HEAT TWO

1. IOWA CITY, WEST	3:27.97	Rich Norton, 53.3; Adayll Allen 53.2 Al Capers, 50.4; Yaw Gyabaah, 51.0
2. CEDAR FALLS	3:28.49	Justin Manifold, Steve Ferson, Josh Hurley, Todd Schwarzenbach
3. KNOXVILLE	3:29.05	Mike Van Niewaal, Sean Mason, Eric Hogue, Lonnie Balmer
4. BURLINGTON	3:30.10	Chad Willeford, Jay Gordon, Darrel Twillie, Jacob Johnson
5. CEDAR FALLS, NORTHERN IOWA	3:31.25	Tore Berg, Tucker Else, Travis Else, Jason Anderson
6. WATERLOO, WEST	3:32.18	Mark Cooley, Jeff Smith, Lee Bell, David Kelley
7. DAVENPORT, NORTH	3:36.57	Pete Stolmeier, Bill Harris, Andre Donelson, Terrence Schabillion

FORT DODGE, Disqualified, #2 out of zone, ran 3:29.29



HIGH SCHOOL BOYS 4 x 400 METER RELAY - PRELIMS  
CONTINUED (Event #59)

---

HEAT THREE

1. COUNCIL BLUFFS, JEFFERSON	3:29.39	Tom Dow, Matt Madsen, Dave Patten, Mike Patten
2. GLENWOOD	3:29.58	Doug Jones, Scott Coffen, Jeremy Johnson, Chris Roenfeld
3. VALLEY OF WEST DES MOINES	3:32.20	Joe Stock, Kelly Iverson, Tyler Granzow, Dan Leuck
4. PLEASANT VALLEY	3:33.37	Shrief Kabis, Randy Lyons, Jeff Buchannon, Gunnerd Twyner
5. WAPSIE VALLEY OF FAIRBANK	3:34.50	Scott Buzynski, Mark Gossman, Corey Maricle, Jonas Brant
6. COON RAPIDS-BAYARD	3:35.20	Jason Sheer, Gary Clayburg, Mike Tate, Darin Lloyd
7. IOWA CITY	3:35.60	Chad Pate, Jamie Keefer, Jason Keese, Brad Kelley

DES MOINES, LINCOLN, Disqualified, 1-2 out of zone

QUALIFIERS: Ames, Indianola, Cedar Rapids- Kennedy, Iowa City-West, Cedar Falls, Knoxville, Mason City, Newton

4 x 400-METER RELAY, HIGH SCHOOL GIRLS

EVENT #58

HEAT ONE

1. BETTENDORF	4:04.81	Nikki Kinsler, Cheryl Sergeant, Susan Glenn, Amber Brainerd
2. MASON CITY	4:10.15	Jenny Toelke, 63.3; Molly Brandt, 64.3, Tiffany Wise, 61.3; Lara King, 61.2
3. DUBUQUE	4:11.29	Laura O'Brien, Anna Morehouse, Taci Stines, 64.0; Nicole Heiar, 62.1
4. COUNCIL BLUFFS, ST. ALBERT	4:13.59	Shelly O'Brien, Jacque Hughes, Nikki Raulin, 62.4; Molly Malone, 62.0
5. AMES	4:13.72	Jana Hertz, 63.3; Shay Grundmann, 63.3; Jolyn Brakke, 64.2; Janel Brakke, 62.9
6. WAUKON	4:14.89	Erin Quillin, 62.9; Sara Klocke, 64.4; Maureen McGraw, 65.2; Caroline Weymiller, 62.3
7. NEWTON	4:22.40	Lisa Larsen, 64.1; Angie Messick, Mindy Fisher, Susan Rorabaugh

DUBUQUE, WAHLERT, Did not finish

HEAT TWO

1. CLINTON	4:02.12	Chiquitta Carroll, 60.6; Suzy Hagge, 57.9; Angela Woll, 62.3, Andrea Ryan, 61.3
2. PLEASANT VALLEY	4:05.80	Stephani VanderHorn, 60.4; Shadi Chamany, 61.5; Monica McRell, 61.7; Stephanie Baden, 62.2
3. MARSHALLTOWN	4:08.34	Jill Terrillion, 61.4; Dawn Hawkins, 62.4; Tani Long, 64.6; Jenny Ray, 59.9
4. IOWA CITY	4:12.36	Mindy Visser, Jill Myatt, Michelle Nason, Anya McMurray
5. LEWIS CENTRAL OF COUNCIL BLUFFS	4:13.2	Callie Parrott, Kristine Heller, Jodie Bendorf, Amy Griswold
6. CEDAR RAPIDS, KENNEDY	4:17.38	Sarah Holstrom, 63.4; Michel Nixon, 62.5; Danelle Workman, 66.5; Briana Benning, 65.0
7. COUNCIL BLUFFS, JEFFERSON	4:21.96	Tracy Fuller, Kim Boughman, Tonya Ruby, 64.9; Jill Patton, 64.4
8. DECORAH	No Time	Jennie Naslund, Molly Williams, Jane Hover, Marit Lee

4 x 400 - METER RELAY, HIGH SCHOOL GIRLS - PRELIMS  
EVENT #58 (CONTINUED)

---

HEAT THREE

1. DES MOINES, ROOSEVELT	4:02.43	Kim Carson, 59.5; Marie Martin, 61.6; Marquette Slater, 61.7; Kristi Matthews, 59.6
2. CENTRAL OF DEWITT	4:06.72	Laurie Pote, 62.1; Brandy Scheckel, 60.8; Nikki Claussen, 63.7; Joanna Schroeder, 60.1
3. KEOKUK	4:07.35	Jenny Brown, 60.0; Susy Marcinkowski, 63.4; Sara Shinn, 62.5; Kelly Iverson, 61.5
4. INDIANOLA	4:07.67	Kim Vinton, 60.8; Amy Adams, 62.3; Sara Riemersma, 63.4; Kate Warnock, 61.2
5. KNOXVILLE	4:07.70	Melanie Daugherty, 60.1; Shelly Wells, 64.8; Kim Kruk, 63.4; Susie Darnell, 59.8
6. CEDAR RAPIDS, JEFFERSON	4:10.60	Cyndi Olson, 61.0; Heather Wharton, 63.6; Erin Trickey, 62.5; Jill Clarke, 63.5
7. BENTON OF VAN HORNE	4:12.58	Leslie Budak, 63.3; Brooke Mattson, 63.6; Mikki Sanderson, 65.0; Julie Johnson, 60.5
8. SOUTHEAST POLK OF RUNNELLS	4:15.09	Kari Hennigan, Nicole Hennigan, Sherry Glawe, Rachelle Lutz

QUALIFIERS: Des Moines, Roosevelt, Clinton, Bettendorf, Pleasant Valley, Keokuk, DeWitt Central, Knoxville, Indianola



## EVENT # 63-- HIGH SCHOOL BOYS HIGH JUMP -- FINAL

1	Mick Mulherin	Linn-Mar of Marion	6 - 6
2	Matt Burns	Cedar Rapids, Kennedy	6 - 6
3	Ryan Santi	Madrid	6 - 4
4	Pete Herber	Dubuque	6 - 4
5	Scott Durflinger	Cardinal of Eldon	6 - 4
5	Jeff Girsch	Waterloo, Columbus	6 - 4
7	Brian Ferry	Dubuque	6 - 2
7	Gary Arends	Nashua	6 - 2
9	Scott Hudek	Pocahontas Area	6 - 2
9	Scott Paulson	Indianola	6 - 2
9	Tim Suchan	Cedar Rapids, Kennedy	6 - 2
1 2	Jason Essmann	Waterloo, West	6 - 2
1 3	Jason Vande Hoef	Rock Valley	6 - 2
1 4	Chad Terrill	Hampton-Dumont	6 - 0
1 4	Shawn Hutson	Fort Madison, Aquinas	6 - 0
1 6	Andrew Kruzich	Ankeny	6 - 0
1 6	Bill Betterton	Pleasantville	6 - 0
1 6	Brett Jones	Cedar Rapids, Prairie	6 - 0
1 9	Craig Cantrall	West Bend-Mallard	6 - 0
	Scott Gillespie	Glenwood	NH

## EVENT # 64 -- HIGH SCHOOL BOYS SHOT PUT -- FINAL

1	John Martin	Mount Vernon	55- 6
2	Mark Roussell	Monticello	53-10 1/2
3	Gary York	Essex	53- 8
4	Brian Moretz	Northwood-Kensett	53- 4
5	Greg Barnett	Clarksville	52- 6 1/2
6	John Balong	Marshalltown	52- 0
7	Brendan Austin	North Scott of Eldridge	51- 8
8	Brian Driskil	Urbandale	51- 5
9	Ryan Lahr	Akron-Westfield	51- 2 1/4
10	Rick Whipple	West Hancock of Britt	50- 2
11	Eric Whitney	Ankeny	49- 9
12	Patrick Cory	Cedar Rapids, Kennedy	49- 6
13	Josh Hagedorn	Clay Central-Everly	49- 1
14	Chris Oltmanns	Maquoketa	48-11 1/2
15	Tim McKee	Wapello	48-10
16	Parker Wildeman	Cherokee	48- 7
17	Matt Purdy	Cedar Falls	48- 6 1/2
18	Mike Luebbers	Waverly-Shell Rock	48- 4
19	Adam Boysen	Wapello	47-11 1/2
20	Curtis Johnson	Davenport, West	47- 5 1/2
21	Alan Carlson	Atlantic	47- 4
22	Andy White	Iowa City	46- 7
23	Fred Welch	Council Bluffs, Lincoln	45-11
24	Andy Moeller	Waverly-Shell Rock	44- 6
25	Jason Matthews	Burlington	43- 3



## EVENT # 71-- HIGH SCHOOL BOYS DISCUS -- FINAL

1	Andy White	Iowa City	167- 2
2	Joel Vos	Sibley-Ocheyedan	165- 9
3	B. J. Spyksma	Dallas Center-Grimes	161-10
4	Allan Walz	Bondurant-Farrar	156- 3
5	Josh Petersen	West Liberty	153- 7
6	Adam Akers	Hampton-Dumont	152- 3
7	David Dierking	Spirit Lake	149-11
8	Shawn Baier	Glenwood	148- 4
9	Shannon Stobbe	Waverly-Shell Rock	147- 4
10	Brian Feyen	Valley of West Des Moines	146- 2
11	Greg Allen	Ankeny	142- 1
12	Jason Maloy	Linn-Mar of Marion	136-10
13	Evan Kooiker	Sioux Center	136- 1
14	Torry Slawson	Davenport, Central	133- 1
15	John Martin	Mount Vernon	129- 1
16	Thad Monson	Davis County of Bloomfield	128- 3
17	Eric Whitney	Ankeny	126- 2
	Brian Seiler	Garner-Hayfield	3 fouls

## EVENT # 72-- HIGH SCHOOL BOYS LONG JUMP -- FINAL

1	Chris Heger	Cardinal of Eldon	21- 8
2	Todd Madsen	Webster City	21- 7 3/4
3	Matt Madsen	Council Bluffs Jefferson	21- 6 1/4
4	Jason Zoske	Hubbard-Radcliffe	21- 2 1/4
5	Brent Sandquist	Shenandoah	21- 1 1/4
6	Dave Redlich	Oskaloosa	20- 9
7	Jay Williams	Des Moines, Roosevelt	20- 1
8	Ryan Santi	Madrid	20- 0 1/4
9	Mike Seymour	Clinton	20- 0
10	Scott Rexroth	Oskaloosa	19- 9
11	Lamont Coleman	Waterloo, West	19- 8 1/4
12	Ed Threatt	Cedar Rapids, Jefferson	19- 7 3/4
13	Brian Avitt	Knoxville	19- 6 3/4
14	Glenn Armstrong	North Scott of Eldridge	19- 6
15	Kevin Spalti	Council Bluffs, Lincoln	19- 3
16	Jamie Leonard	Dallas Center-Grimes	18- 6 1/2
17	Brad Pins	Western Dubuque of Epworth	16- 1 3/4
	Aidda Phomvisay	Alta-Aurelia	3 fouls
	Aaron Clinton	Ames	3 fouls