


1995 DRAKE RELAYS



Multi-Event Results

April 26-27, 1995; Drake Stadium,
Des Moines, Iowa

"America's Athletic Classic"

1995 Drake Relays Decathlon

Weather 4/26: rain, 50°, 100% relative humidity, Wind: NE at 6 mph
 Weather 4/27: Partly Sunny, 50°, 48% relative humidity, Wind W at 17mph

Competitor	Age/Grade	Sex	Competition	Score	Points	Place	Event	Score	Points	Place
KIP Janvrin	32	Male	100 MTR	11.04	8057	1	SHOT PUT	13.51m / 44'04.00"	698	1
Visa/Nike				()			HIGH JUMP	1.92m / 6'03.50"	731	4
							400 MTR	49.05	859	1
							DAY 2			
							110m HURD	14.70	886	2
							DISCUS	44.58m / 146'03"	758	1
							POLE VAULT	4.94m / 16'02.50"	892	1
							JAVELIN	58.57m / 192'02"	716	2
							1500 MTR	4:18.78	820	1
Darwin VandeHoef	70	Male	100 MTR	11.12	7445	2	SHOT PUT	12.25m / 40'02.25"	622	3
Ames				()			HIGH JUMP	2.16m / 7'01.00"	953	1
							400 MTR	49.43	841	2
							DAY 2			
							110m HURD	14.47	915	1
							DISCUS	34.26m / 112'05"	549	7
							POLE VAULT	4.34m / 14'02.75"	714	3
							JAVELIN	44.96m / 147'06"	514	9
							1500 MTR	4:40.07	680	5
Ed Fye	19	Male	100 MTR	11.55	6717	3	SHOT PUT	11.61m / 38'01.25"	583	6
Crete, NE				()			HIGH JUMP	1.86m / 6'01.25"	679	8
							400 MTR	51.88	730	5
							DAY 2			
							110m HURD	15.89	745	6
							DISCUS	41.16m / 135'00"	688	3
							POLE VAULT	3.84m / 12'07.25"	573	5
							JAVELIN	53.80m / 176'06"	645	4
							1500 MTR	4:29.88	745	2
John Barnett	532	Male	100 MTR	11.63	6510	4	SHOT PUT	12.08m / 39'07.75"	611	4
Iowa State				()			HIGH JUMP	1.89m / 6'02.25"	705	6
							400 MTR	50.52	791	3
							DAY 2			
							110m HURD	16.28	702	7
							DISCUS	31.12m / 102'01"	487	8
							POLE VAULT	3.94m / 12'11.00"	601	4
							JAVELIN	47.40m / 155'06"	550	6
							1500 MTR	4:40.16	679	6
Ken DeMarse	1083	Male	100 MTR	11.60	6508	5	SHOT PUT	10.90m / 35'09.25"	540	8
Western Illinois				()			HIGH JUMP	1.89m / 6'02.25"	705	6
							400 MTR	52.35	709	7
							DAY 2			
							110m HURD	16.76	650	9
							DISCUS	42.04m / 137'11"	706	2
							POLE VAULT	3.64m / 11'11.25"	519	6
							JAVELIN	52.40m / 171'11"	624	5
							1500 MTR	4:48.78	626	8
Jim Voyles	331	Male	100 MTR	11.55	6448	6	SHOT PUT	10.87m / 35'08.00"	538	9
Eastern Illinois				()			HIGH JUMP	2.01m / 6'07.00"	813	2
							400 MTR	51.22	759	4
							DAY 2			
							110m HURD	16.94	631	10
							DISCUS	36.28m / 119'00"	589	6
							POLE VAULT	3.44m / 11'03.50"	467	8
							JAVELIN	45.56m / 149'06"	523	7
							1500 MTR	4:35.47	709	4

1995 Drake Relays Decathlon

Weather 4/26: rain, 50°, 100% relative humidity, Wind: NE at 6 mph Lng Jmp&Hi Jmp held inside.
 Weather 4/27: Partly Sunny, 50°, 48% relative humidity, Wind W at 17mph

Competitor	Age/Grade	Sex	Competition	Total Pts	Overall Place	100 MTR	SHOT PUT	HIGH JUMP	POLE VAULT	DISCUS	JAVELIN	400 MTR	110m HURD	1500 MTR	Points	Place				
Todd Lugar Akron	#: 100	Grade: Men	Competing	6409	7	11.36 ()	Pts: 782; Plc: 4	LONG JUMP 6.49m / 21'03.50" ()	Pts: 695; Plc: 5	SHOT PUT 11.63m / 38'02.00" Pts: 584; Plc: 5	HIGH JUMP 1.92m / 6'03.50" Pts: 731; Plc: 4	400 MTR 52.69	Pts: 695; Plc: 8	----- DAY 2----- 110m HURD 15.48 ()	Pts: 792; Plc: 4	DISCUS 36.74m / 120'06" Pts: 599 / Plc: 5	POLE VAULT 3.14m / 10'03.50" Pts: 391 / Plc: 9	JAVELIN 42.52m / 139'06" Pts: 479; Plc: 10	1500 MTR 4:43.01	Pts: 661; Plc: 7
Ryan Scheedy Illinois State	#: 460	Grade: FR	Competing	6157	8	11.95 ()	Pts: 661; Plc: 10	LONG JUMP 6.41m / 21'00.50" ()	Pts: 677; Plc: 6	SHOT PUT 10.36m / 34'-0.00" Pts: 507; Plc: 10	HIGH JUMP 1.86m / 6'01.25" Pts: 679; Plc: 8	400 MTR 53.10	Pts: 677; Plc: 9	----- DAY 2----- 110m HURD 15.44 ()	Pts: 797; Plc: 3	DISCUS 28.06m / 92'01" Pts: 426 / Plc: 11	POLE VAULT 3.54m / 11'07.25" Pts: 493 / Plc: 7	JAVELIN 45.54m / 149'05" Pts: 523; Plc: 7	1500 MTR 4:34.22	Pts: 717; Plc: 3
Brad Swanson Little Falls, MN	#: 68	Grade: Men	Competing	5943	9	11.31 ()	Pts: 793; Plc: 3	LONG JUMP 6.99m / 22'11.25" ()	Pts: 811; Plc: 3	SHOT PUT 13.45m / 44'01.50" Pts: 695; Plc: 2	HIGH JUMP 2.01m / 6'07.00" Pts: 813; Plc: 2	400 MTR 51.99	Pts: 725; Plc: 6	----- DAY 2----- 110m HURD 15.66 ()	Pts: 772; Plc: 5	DISCUS 37.24m / 122'02" Pts: 609 / Plc: 4	POLE VAULT m / Pts: / Plc:	JAVELIN 59.14m / 194'00" Pts: 725; Plc: 1	1500 MTR	Pts: ; Plc:
Ian Tullberg Drake	#: 312	Grade: FR	Competing	5724	10	11.82 ()	Pts: 687; Plc: 9	LONG JUMP 5.75m / 18'10.50" ()	Pts: 533; Plc: 11	SHOT PUT 8.51m / 27'11.00" Pts: 397; Plc: 11	HIGH JUMP 1.74m / 5'08.50" Pts: 577; Plc: 11	400 MTR 53.87	Pts: 645; Plc: 10	----- DAY 2----- 110m HURD 16.74 ()	Pts: 652; Plc: 8	DISCUS 30.24m / 99'02" Pts: 469 / Plc: 10	POLE VAULT 4.74m / 15'06.50" Pts: 831 / Plc: 2	JAVELIN 41.44m / 135'11" Pts: 463; Plc: 11	1500 MTR 5:16.12	Pts: 470; Plc: 9
Kevin Warner Lewis	#: 1386	Grade: Men	Competing	4772	11	12.06 ()	Pts: 639; Plc: 11	LONG JUMP 6.15m / 20'02.25" ()	Pts: 619; Plc: 9	SHOT PUT 11.12m / 36'05.75" Pts: 553; Plc: 7	HIGH JUMP 1.83m / 6'00.00" Pts: 653; Plc: 10	400 MTR 56.58	Pts: 537; Plc: 11	----- DAY 2----- 110m HURD 17.35 ()	Pts: 588; Plc: 11	DISCUS 30.58m / 100'04" Pts: 476 / Plc: 9	POLE VAULT 0.00m / Pts: / Plc:	JAVELIN 57.98m / 190'03" Pts: 707; Plc: 3	1500 MTR	Pts: ; Plc:

1995 DRAKE RELAYS DECATHLON 1500-METER RUN RESULTS

4/27@4:46 PM

Software by Track-on-a-Mac...1-800-PETE-MAC

Place	Name-Team	Meters	Time/Feet	Event Pts.	Total Pts	Rank
1	KIP Janvrin, Visa/Nike		4:18.78	820	8057	1
5	Darwin VandeHoef, Ames		4:40.07	680	7445	2
2	Ed Fye, Crete, NE		4:29.88	745	6717	3
6	John Barnett, Iowa State JR		4:40.16	679	6510	4
8	Ken DeMarse, Western Illinois SR		4:48.78	626	6508	5
4	Jim Voyles, Eastern Illinois JR		4:35.47	709	6448	6
7	Todd Lugar, Akron		4:43.01	661	6409	7
3	Ryan Scheedy, Illinois State FR		4:34.22	717	6157	8
	Brad Swanson, Little Falls, MN				5943	9
9	Ian Tullberg, Drake FR		5:16.12	470	5724	10
	Kevin Warner, Lewis				4772	11

1995 DRAKE RELAYS DECATHLON 110-METER HIGH HURDLE RESULTS

4/27@9:42 AM

Software by Track-on-a-Mac...1-800-PETE-MAC

Place	Name-Team	Meters	Time/Feet	Event Pts.	Total Pts	Rank
1	Darwin VandeHoef, Ames, IA		14.47	915	4988	1
2	Kip Janvrin, Visa/Nike		14.70	886	4871	2
5	Brad Swanson, Little Falls, MN		15.86	772	4809	3
4	Todd Lugar, Akron SA		15.48	792	4279	4
7	John Barnett, Iowa State JR		18.28	702	4193	5
10	Jim Voyles, Eastern Illinois JR		16.94	631	4160	6
6	Ed Fye, Crete, NE		15.89	745	4066	7
9	Ken DeMarse, Western Illinois SR		16.76	650	4033	8
3	Ryan Scheedy, Illinois State FR		15.44	797	3998	9
11	Kevin Warner, Lewis		17.35	588	3589	10
8	Ian Tullberg, Drake FR		18.74	652	3491	11

1995 DRAKE RELAYS DECATHLON DISCUS RESULTS

4/27@10:56 AM

Software by Track-on-a-Mac...1-800-PETE-MAC

Place	Name-Team	Meters	Time/Feet	Event Pts.	Total Pts	Rank
1	Kip Janvrin, Visa/Nike	44.58	146'03"	758	5629	1
7	Darwin VandeHoef, Ames, IA	34.28	112'05"	549	5537	2
4	Brad Swanson, Little Falls, MN	37.24	122'02"	609	5218	3
5	Todd Lugar, Akron SA	36.74	120'06"	599	4878	4
3	Ed Fye, Crete, NE	41.16	135'00"	688	4754	5
6	Jim Voyles, Eastern Illinois JR	36.28	119'00"	589	4749	6
2	Ken DeMarse, Western Illinois SR	42.04	137'11"	706	4739	7
8	John Barnett, Iowa State JR	31.12	102'01"	487	4680	8
11	Ryan Scheedy, Illinois State FR	28.06	92'01"	426	4424	9
9	Kevin Warner, Lewis	30.58	100'04"	476	4065	10
10	Ian Tullberg, Drake FR	30.24	99'02"	469	3960	11

1995 DRAKE RELAYS DECATHLON POLE VAULT RESULTS

4/27@2:34 PM

Software by Track-on-a-Mac...1-800-PETE-MAC

Place	Name-Team	Meters	Time/Feet	Event Pts.	Total Pts	Rank
1	Kip Janvrin, Visa/Nike	4.94	16'02.50	892	6521	1
3	Darwin VandeHoef, Ames, IA	4.34	14'02.75	714	6251	2
5	Ed Fye, Crete, NE	3.84	12'07.25	573	5927	3
4	John Barnett, Iowa State JR	3.94	12'11.00	601	5281	4
6	Ken DeMarse, Western Illinois SR	3.64	11'11.25	519	5258	5
	Brad Swanson, Little Falls, MN				5218	6
8	Jim Voyles, Eastern Illinois JR	3.44	11'03.50	467	5216	7
7	Ryan Scheedy, Illinois State FR	3.54	11'07.25	493	4917	8
2	Ian Tullberg, Drake FR	4.74	15'06.50	831	4791	9
	Kevin Warner, Lewis				4065	10

1995 DRAKE RELAYS DECATHLON JAVELIN RESULTS

4/27@4:58 PM

Software by Track-on-a-Mac...1-800-PETE-MAC

Place	Name-Team	Meters	Time/Feet	Event Pts.	Total Pts	Rank
2	KIP Janvrin, Visa/Nike	58.57	192'02"	716	8057	1
9	Darwin VandeHoef, Ames	44.96	147'06"	514	7445	2
4	Ed Fye, Crete, NE	53.80	178'08"	645	6717	3
6	John Barnett, Iowa State JR	47.40	155'06"	550	6510	4
5	Ken DeMarse, Western Illinois SR	52.40	171'11"	624	6508	5
7	Jim Voyles, Eastern Illinois JR	45.56	149'06"	523	6448	6
10	Todd Lugar, Akron	42.52	139'06"	479	6409	7
7	Ryan Scheedy, Illinois State FR	45.54	149'05"	523	6157	8
1	Brad Swanson, Little Falls, MN	59.14	194'00"	725	5943	9
11	Ian Tullberg, Drake FR	41.44	135'11"	463	5724	10
3	Kevin Warner, Lewis	57.98	190'03"	707	4772	11

1995 DRAKE RELAYS DECATHLON 400-METER RESULTS

4/26@5:05 PM

Software by Track-on-a-Mac...1-800-PETE-MAC

Place	Name-Team	Meters	Time/Feet	Event Pts.	Total Pts	Rank
2	Darwin VandeHoef, Ames, IA		49.43	841	4073	1
1	Kip Janvrin, Visa/Nike		49.05	859	3985	2
6	Brad Swanson, Little Falls, MN		51.99	725	3837	3
4	Jim Voyles, Eastern Illinois JR		51.22	759	3529	4
3	John Barnett, Iowa State JR		50.52	791	3491	5
8	Todd Lugar, Akron SA		52.69	695	3487	6
7	Ken DeMarse, Western Illinois SR		52.35	709	3383	7
5	Ed Fye, Crete, NE		51.88	730	3321	8
9	Ryan Scheedy, Illinois State FR		53.10	677	3201	9
11	Kevin Warner, Lewis		56.58	537	3001	10
10	Ian Tullberg, Drake FR		53.87	645	2839	11

1995 DRAKE RELAYS DECATHLON 100-METER DASH RESULTS

4/26@10:20 AM

Software by Track-on-a-Mac...1-800-PETE-MAC

Place	Name-Team	Meters	Time/Feet	Event Pts.	Total Pts	Rank
1	Kip Janvrin, Visa/Nike		11.04	852	852	1
2	Darwin VandeHoef, Ames, IA		11.12	834	834	2
3	Brad Swanson, Little Falls, MN		11.31	793	793	3
4	Todd Lugar, Akron SA		11.36	782	782	4
5	Jim Voyles, Eastern Illinois JR		11.55	742	742	5
5	Ed Fye, Crete, NE		11.55	742	742	5
7	Ken DeMarse, Western Illinois SR		11.60	732	732	7
8	John Barnett, Iowa State JR		11.63	725	725	8
9	Ian Tullberg, Drake FR		11.82	687	687	9
10	Ryan Scheedy, Illinois State FR		11.95	661	661	10
11	Kevin Warner, Lewis		12.08	639	639	11

1995 DRAKE RELAYS DECATHLON LONG JUMP RESULTS

4/26@12:28 PM

Software by Track-on-a-Mac...1-800-PETE-MAC

Place	Name-Team	Meters	Time/Feet	Event Pts.	Total Pts	Rank
1	Kip Janvrin, Visa/Nike	7.13	23'04.75	845	1697	1
2	Darwin VandeHoef, Ames, IA	7.04	23'01.25	823	1657	2
3	Brad Swanson, Little Falls, MN	6.99	22'11.25	811	1604	3
5	Todd Lugar, Akron SA	6.49	21'03.50	695	1477	4
4	Ken DeMarse, Western Illinois SR	6.50	21'04.00	697	1429	5
6	Jim Voyles, Eastern Illinois JR	6.41	21'00.50	677	1419	6
8	John Barnett, Iowa State JR	6.33	20'09.25	659	1384	7
6	Ryan Scheedy, Illinois State FR	6.41	21'00.50	677	1338	8
10	Ed Fye, Crete, NE	6.00	19'08.25	587	1329	9
9	Kevin Warner, Lewis	6.15	20'02.25	619	1258	10
11	Ian Tullberg, Drake FR	5.75	18'10.50	533	1220	11

1995 DRAKE RELAYS DECATHLON SHOT PUT RESULTS

4/26@2:27 PM

Software by Track-on-a-Mac...1-800-PETE-MAC

Place	Name-Team	Meters	Time/Feet	Event Pts.	Total Pts	Rank
1	Kip Janvrin, Visa/Nike	13.51	44'04.00	1	2395	1
2	Brad Swanson, Little Falls, MN	13.45	44'01.50	2	2299	2
3	Darwin VandeHoef, Ames, IA	12.25	40'02.25	3	2279	3
5	Todd Lugar, Akron SA	11.63	38'02.00	5	2061	4
4	John Barnett, Iowa State JR	12.08	39'07.75	4	1995	5
8	Ken DeMarse, Western Illinois SR	10.90	35'09.25	8	1969	6
9	Jim Voyles, Eastern Illinois JR	10.87	35'08.00	9	1957	7
6	Ed Fye, Crete, NE	11.61	38'01.25	6	1912	8
10	Ryan Scheedy, Illinois State FR	10.36	34'-0.00*	10	1845	9
7	Kevin Warner, Lewis	11.12	36'05.75	7	1811	10
11	Ian Tullberg, Drake FR	8.51	27'11.00	11	1617	11
	Chad Ohly, Iowa State SR				0	

1995 DRAKE RELAYS DECATHLON HIGH JUMP RESULTS

4/26@4:40 PM

Software by Track-on-a-Mac...1-800-PETE-MAC

Place	Name-Team	Meters	Time/Feet	Event Pts.	Total Pts	Rank
1	Darwin VandeHoef, Ames, IA	2.16	7'01.00*	953	3232	1
4	Kip Janvrin, Visa/Nike	1.92	6'03.50*	731	3126	2
2	Brad Swanson, Little Falls, MN	2.01	6'07.00*	813	3112	3
4	Todd Lugar, Akron SA	1.92	6'03.50*	731	2792	4
2	Jim Voyles, Eastern Illinois JR	2.01	6'07.00*	813	2770	5
6	John Barnett, Iowa State JR	1.89	6'02.25*	705	2700	6
6	Ken DeMarse, Western Illinois SR	1.89	6'02.25*	705	2674	7
8	Ed Fye, Crete, NE	1.86	6'01.25*	679	2591	8
8	Ryan Scheedy, Illinois State FR	1.86	6'01.25*	679	2524	9
10	Kevin Warner, Lewis	1.83	6'00.00*	653	2464	10
11	Ian Tullberg, Drake FR	1.74	5'08.50*	577	2194	11

1995 Drake Relays Decathlon

Weather 4/26: rain, 50°, 100% relative humidity, Wind: NE at 6 mph Lng Jmp&HI Jmp held inside.
Weather 4/27:

Darwin VandeHoef
Ames, IA
#: 70 Grade:
Age/Sex: Men
Competing
Total Pts: 4073
Overall Place: 1
100 MTR
11.12
()
Pts: 834; Plc: 2
LONG JUMP
7.04m / 23'01.25"
()
Pts: 823; Plc: 2
SHOT PUT
12.25m / 40'02.25"
Pts: 622; Plc: 3
HIGH JUMP
2.16m / 7'01.00"
Pts: 953; Plc: 1
400 MTR
49.43
Pts: 841; Plc: 2
----- DAY 2-----
110m HURD
()
Pts: ; Plc:
DISCUS
m /
Pts: / Plc:
POLE VAULT
m /
Pts: / Plc:
JAVELIN
m /
Pts: ; Plc:
1500 MTR

Pts: ; Plc:

Kip Janvrin
Visa/Nike
#: 32 Grade:
Age/Sex: Men
Competing
Total Pts: 3985
Overall Place: 2
100 MTR
11.04
()
Pts: 852; Plc: 1
LONG JUMP
7.13m / 23'04.75"
()
Pts: 845; Plc: 1
SHOT PUT
13.51m / 44'04.00"
Pts: 698; Plc: 1
HIGH JUMP
1.92m / 6'03.50"
Pts: 731; Plc: 4
400 MTR
49.05
Pts: 659; Plc: 1
----- DAY 2-----
110m HURD
()
Pts: ; Plc:
DISCUS
m /
Pts: / Plc:
POLE VAULT
m /
Pts: / Plc:
JAVELIN
m /
Pts: ; Plc:
1500 MTR

Pts: ; Plc:

Brad Swanson
Little Falls, MN
#: 68 Grade:
Age/Sex: Men
Competing
Total Pts: 3937
Overall Place: 3
100 MTR
11.31
()
Pts: 793; Plc: 3
LONG JUMP
6.99m / 22'11.25"
()
Pts: 811; Plc: 3
SHOT PUT
13.45m / 44'01.50"
Pts: 695; Plc: 2
HIGH JUMP
2.01m / 6'07.00"
Pts: 613; Plc: 2
400 MTR
51.99
Pts: 725; Plc: 6
----- DAY 2-----
110m HURD
()
Pts: ; Plc:
DISCUS
m /
Pts: / Plc:
POLE VAULT
m /
Pts: / Plc:
JAVELIN
m /
Pts: ; Plc:
1500 MTR

Pts: ; Plc:

Jim Voyles
Eastern Illinois
#: 331 Grade: JR
Age/Sex: Men
Competing
Total Pts: 3529
Overall Place: 4
100 MTR
11.55
()
Pts: 742; Plc: 5
LONG JUMP
6.41m / 21'00.50"
()
Pts: 677; Plc: 6
SHOT PUT
10.87m / 35'08.00"
Pts: 538; Plc: 9
HIGH JUMP
2.01m / 6'07.00"
Pts: 813; Plc: 2
400 MTR
51.22
Pts: 759; Plc: 4
----- DAY 2-----
110m HURD
()
Pts: ; Plc:
DISCUS
m /
Pts: / Plc:
POLE VAULT
m /
Pts: / Plc:
JAVELIN
m /
Pts: ; Plc:
1500 MTR

Pts: ; Plc:

John Barnett
Iowa State
#: 532 Grade: JR
Age/Sex: Men
Competing
Total Pts: 3491
Overall Place: 5
100 MTR
11.63
()
Pts: 725; Plc: 8
LONG JUMP
6.33m / 20'09.25"
()
Pts: 659; Plc: 8
SHOT PUT
12.08m / 39'07.75"
Pts: 611; Plc: 4
HIGH JUMP
1.69m / 6'02.25"
Pts: 705; Plc: 6
400 MTR
50.52
Pts: 791; Plc: 3
----- DAY 2-----
110m HURD
()
Pts: ; Plc:
DISCUS
m /
Pts: / Plc:
POLE VAULT
m /
Pts: / Plc:
JAVELIN
m /
Pts: ; Plc:
1500 MTR

Pts: ; Plc:

Todd Lugar
Akron
#: 100 Grade: SA
Age/Sex: Men
Competing
Total Pts: 3487
Overall Place: 6
100 MTR
11.38
()
Pts: 782; Plc: 4
LONG JUMP
6.49m / 21'03.50"
()
Pts: 695; Plc: 5
SHOT PUT
11.63m / 38'02.00"
Pts: 584; Plc: 5
HIGH JUMP
1.92m / 6'03.50"
Pts: 731; Plc: 4
400 MTR
52.69
Pts: 695; Plc: 8
----- DAY 2-----
110m HURD
()
Pts: ; Plc:
DISCUS
m /
Pts: / Plc:
POLE VAULT
m /
Pts: / Plc:
JAVELIN
m /
Pts: ; Plc:
1500 MTR

Pts: ; Plc:

1995 Drake Relays Decathlon

Weather 4/26: rain, 50°, 100% relative humidity, Wind: NE at 6 mph Lng Jmp&HI Jmp held inside.
Weather 4/27:

Ken DeMarse
Western Illinois
#: 1083 Grade: SR
Age/Sex: Men
Competing
Total Pts: 3383
Overall Place: 7
100 MTR
11.60
()
Pts: 732; Plc: 7
LONG JUMP
6.50m / 21'04.00"
()
Pts: 697; Plc: 4
SHOT PUT
10.90m / 35'09.25"
Pts: 540; Plc: 6
HIGH JUMP
1.89m / 6'02.25"
Pts: 705; Plc: 6
400 MTR
52.35
Pts: 709; Plc: 7
----- DAY 2-----
110m HURD
()
Pts: ; Plc:
DISCUS
m /
Pts: / Plc:
POLE VAULT
m /
Pts: / Plc:
JAVELIN
m /
Pts: ; Plc:
1500 MTR

Pts: ; Plc:

Ed Fye
Crete, NE
#: 19 Grade:
Age/Sex: Men
Competing
Total Pts: 3321
Overall Place: 8
100 MTR
11.55
()
Pts: 742; Plc: 5
LONG JUMP
6.00m / 19'08.25"
()
Pts: 587; Plc: 10
SHOT PUT
11.81m / 38'01.25"
Pts: 583; Plc: 6
HIGH JUMP
1.66m / 6'01.25"
Pts: 679; Plc: 8
400 MTR
51.66
Pts: 730; Plc: 5
----- DAY 2-----
110m HURD
()
Pts: ; Plc:
DISCUS
m /
Pts: / Plc:
POLE VAULT
m /
Pts: / Plc:
JAVELIN
m /
Pts: ; Plc:
1500 MTR

Pts: ; Plc:

Ryan Scheedy
Illinois State
#: 460 Grade: FR
Age/Sex: Men
Competing
Total Pts: 3201
Overall Place: 9
100 MTR
11.95
()
Pts: 661; Plc: 10
LONG JUMP
6.41m / 21'00.50"
()
Pts: 677; Plc: 6
SHOT PUT
10.36m / 34'-0.00"
Pts: 507; Plc: 10
HIGH JUMP
1.66m / 6'01.25"
Pts: 679; Plc: 8
400 MTR
53.10
Pts: 677; Plc: 9
----- DAY 2-----
110m HURD
()
Pts: ; Plc:
DISCUS
m /
Pts: / Plc:
POLE VAULT
m /
Pts: / Plc:
JAVELIN
m /
Pts: ; Plc:
1500 MTR

Pts: ; Plc:

Kevin Warner
Lewis
#: 1386 Grade:
Age/Sex: Men
Competing
Total Pts: 3001
Overall Place: 10
100 MTR
12.06
()
Pts: 639; Plc: 11
LONG JUMP
6.15m / 20'02.25"
()
Pts: 619; Plc: 9
SHOT PUT
11.12m / 36'05.75"
Pts: 553; Plc: 7
HIGH JUMP
1.83m / 6'00.00"
Pts: 653; Plc: 10
400 MTR
56.58
Pts: 537; Plc: 11
----- DAY 2-----
110m HURD
()
Pts: ; Plc:
DISCUS
m /
Pts: / Plc:
POLE VAULT
m /
Pts: / Plc:
JAVELIN
m /
Pts: ; Plc:
1500 MTR

Pts: ; Plc:

Ian Tullberg
Drake
#: 312 Grade: FR
Age/Sex: Men
Competing
Total Pts: 2839
Overall Place: 11
100 MTR
11.62
()
Pts: 687; Plc: 9
LONG JUMP
5.75m / 18'10.50"
()
Pts: 533; Plc: 11
SHOT PUT
8.51m / 27'11.00"
Pts: 397; Plc: 11
HIGH JUMP
1.74m / 5'08.50"
Pts: 577; Plc: 11
400 MTR
53.67
Pts: 645; Plc: 10
----- DAY 2-----
110m HURD
()
Pts: ; Plc:
DISCUS
m /
Pts: / Plc:
POLE VAULT
m /
Pts: / Plc:
JAVELIN
m /
Pts: ; Plc:
1500 MTR

Pts: ; Plc:

86th Drake Relays
April 26-29, 1995



Drake Stadium
Des Moines, Iowa

DRAKE RELAYS

"Notes and Quotes"
THURSDAY, APRIL 26

Heptathlon Winner
Corissa Yasen - Purdue
5,326 Points

"I felt pretty relaxed going into the 800. I was a distance runner in high school and I ran 2:15 times consistently so I felt confident but I also know that anything can happen at this meet. I knew that she (Diane Steenstra) would have to beat me by a second so my coach told me to stay in front of her the whole race.

"Yesterday was a bad day for all of us, I didn't start off well. The javelin performance surprised me. I have always had the form down but haven't been able to put it all together. I PR'd on my first throw and looked at my coach and said "It's about time."

NOTES: Yasen's point total was highest in Drake Relays heptathlon since 1990 when Cathy Tyree (Purdue alumna), competing for Nike Coast Track Club, collected 5,631 points....Yasen will defend her high jump title at 1:30 p.m. Saturday...


Decathlon Winner
Kip Janvrin — USA VISA
8,057 points

"I was very pleased with the results considering the elements on the first day. I was disappointed I didn't get the record (Bruce Jenner mark of 8,250—1975). I guess I have to come back and try again next year.

"I didn't vault the height I wanted because I didn't have a consistent wind. I felt I could have run five or six seconds faster in the 1500. I knew I couldn't get the record but I knew what I had to run to get 8000 points."

NOTES: Janvrin earns sixth Drake Relays individual title which moves him into tie with Scott Huffman (pole vault) and Gwen Torrence (sprinter) for most individual career titles at Drake Relays...This was Janvrin's first appearance at Drake since 1992...This marked tenth time Janvrin had accumulated over 8,000 points in decathlon....This marked the first time since 1977 that over 8,000 points were scored in Drake Relays decathlon...The last to accomplish feat was Houston's Steve Alexander (8,005).

1995 DRAKE RELAYS



Results Men's University and College Division

April 28-29, 1995, Drake Stadium,
Des Moines, Iowa

"America's Athletic Classic"

1995 DRAKE RELAYS

Drake University, Des Moines, Iowa

April 28-29

MEN'S UNIVERSITY-COLLEGE AND INVITATIONAL

FRIDAY WEATHER: MORNING - 48 degrees, 78% relative humidity, winds South at 12 mph. Party Sunny.

AFTERNOON - 60 degrees, 57% relative humidity, winds Southwest 15 mph. Party Sunny. Friday attendance--16,675

SATURDAY WEATHER: MORNING - 51 degrees, 74% relative humidity, winds South at 12 mph. AFTERNOON - 54 degrees, 69% relative humidity, winds Southeast at 13 mph. Some light rain. Attendance--18,000 (30th consecutive Saturday sellout)

Software by Track-on-a-Mac...1-800-PETE-MAC

Invitational Division Men's 100 Meter Dash Finals

Wind - +0.39

1 Obadele Thompson, Texas-El Paso	SO	10.19
2 Pat Johnson, Oregon	FR	10.26
3 Carl Lewis, Santa Monica Track Club		10.32
4 Franklin Nwankpa, Iowa State	JR	10.39
5 Travis Grant, Nike Central		10.57
6 Jeff Watts, Drake	SR	10.58
7 Sam Jefferson, Santa Monica Track Club		10.59
8 Mark Witherspoon, Mizuno Houston		11.37

Invitational Division Men's 200 Meter Dash Finals

Wind - -1.09

1 Andrew Tynes, El Paso, Texas		20.28
2 Dave Dopek, De Paul	SR	20.43
3 David Oaks, Oklahoma	SR	20.50
4 Kevin Little, US West		20.61
5 James Duncan, Illinois State	SO	21.00

RECORD--Old Mark, 20.39, Floyd Heard, Texas A&M, 1987; Michael Johnson, Nike International, 1993

Invitational Division Men's 400 Meter Dash Finals

1 Steve Lewis, Santa Monica Track Club		45.13
2 Dorian Green, Illinois	SO	45.35
3 Danny McFarlane, Oklahoma	JR	45.78
4 Danny Everett, Santa Monica Track Club		45.94
5 Hayden Stephen, Texas-El Paso	SR	46.15
6 Danny Harris, Perris, Calif.		46.20
7 Chris Pryor, Nike Central		46.83
8 Danny Payton, Notre Dame	FR	47.71

University & College Division Men's 100 Meter Dash Finals

Wind - -0.09

1 Bode Osagiobare, Georgia	SR	10.56
2 James Duncan, Illinois State	SO	10.61
3 Ed Turner, Washington	SO	10.67
4 Bill Fields, Kansas State	SR	10.72
5 Randy Thompson, Iowa State	FR	10.73
6 George Page, Iowa	JR	10.82
7 Kerch Patterson, Eastern Michigan	JR	10.87
8 Brad Fields, Michigan State	JR	16.00

Preliminary Heat 1 (Wind: -0.06)

1 Bode Osagiobare, Georgia	SR	10.47
2 George Page, Iowa	JR	10.60
3 Randy Thompson, Iowa State	FR	10.65
4 Allen Haynes, Hastings	SR	10.73
5 Pierre Lisk, Kansas	SO	10.76
6 Marc Porter, De Paul	SO	10.94

Keith Williams, St. Cloud State

SO	dnr
----	-----

Preliminary Heat 2 (Wind: -4.08)

1 Bill Fields, Kansas State	SR	10.70
2 James Duncan, Illinois State	SO	10.70
3 Rob Glover, St. Olaf	SR	10.98
4 Leo Settle, Purdue	FR	10.99
5 John Williams, Western Illinois	SR	11.13
6 Erin Taylor, Illinois State	FR	11.40
Corey Carrell, Simpson	JR	dnr
Sean Baksh, Arkansas State	SR	dnr

Preliminary Heat 3 (Wind: -0.66)

1 Brad Fields, Michigan State	JR	10.66
2 Ed Turner, Washington	SO	10.71
3 Tom Fish, Nebraska	SO	10.78
4 Tim Martin, Washington	SR	10.87
5 Clarkson Reid, Southwest Missouri State	SO	10.98
6 Walter Reed, Boise State	JR	10.99
7 Eric Greene, Arkansas State	FR	11.40
Chester Rathey, Southwest Missouri State	FR	dnr

Preliminary Heat 4 (Wind: -0.39)

1 Kerch Patterson, Eastern Michigan	JR	10.80
2 Byron Topps, Nebraska	FR	10.96
3 Akin Akinremi, Arizona	SO	10.97
4 Andre Kirtz, Indiana State	SR	11.03
5 Jay Ivory, De Paul	SO	11.04
6 Edward Rozell, Iowa	FR	11.07
7 Eric Stommes, Minnesota	SO	11.09
Johnny Arnold, Georgia	SO	dnr

University & College Division Men's 800 Meter Run Finals

1 Jared Wilmes, Missouri	SR	1:48.49
2 Lamont Leach, Louisiana Tech	JR	1:49.03
3 Tom Dow, Augustana-SD	JR	1:49.07
4 Greg Rhymmer, Eastern Michigan	SR	1:49.22
5 Joey Woody, Northern Iowa	JR	1:49.56
6 Carl Lowe, Eastern Michigan	SR	1:49.57
7 Tim Kenney, Wisconsin-Milwaukee	SR	1:50.17
8 Chad Yeutter, Purdue	SR	1:50.38
9 Jeff Hojnacki, Notre Dame	JR	1:51.80
10 Nate Wall, Drake	SO	1:52.49
11 Jason Boon, Minnesota	JR	1:53.45
12 Jon Ryan, Boise State	FR	1:54.27
13 Rafael Panduro, Texas-El Paso	SR	1:55.15

Marko Koers, Champaign, Ill. 1:48.81

Age 40 & Over Men's 800 Meter Run Finals

1 Jay O'Neill, Winchester, Kan.	40	2:01.10
2 Rick Easley, Greenville, Texas	41	2:03.01
3 Bob Garcia, Bellevue, Neb.	40	2:03.93
4 David Miller, Urbandale, Iowa	43	2:06.87
5 Richard Kipp, Burlington, Iowa	44	2:10.43
6 Dan Bohner, Dubuque, Iowa	40	2:12.64

7	David Elhoff, Cornado, Calif.	44	2:14.47
8	Don Fish, Davenport, Iowa	45	2:14.98
9	Andy Mack, Des Moines, Iowa	42	2:15.70
10	Bob Franzese, Des Moines, Iowa	46	2:16.49
11	Mark McConeghey, Des Moines, Iowa		2:17.44
12	Terry Cornelius, Blue Springs, Mo.	40	2:21.26
13	John Richmond, Mequon, Wis.	46	2:22.22
14	Vaughn Eddy, Bettendorf, Iowa		2:25.36
15	Roger Johnson, Urbandale, Iowa	43	2:26.97
16	Steve Radakovich, Earlham, Iowa	51	2:31.10
17	Rex Harvey, Mayfield Heights, Ohio	48	2:35.42

University & College Division Men's 1500 Meter

Run Finals

1	Paul McMullen, Eastern Michigan	SR	3:42.56
2	Paul Michalek, Minnesota	JR	3:44.39
3	Balazs Tolgyest, Nebraska	JR	3:45.62
4	Scott Nicholas, Oregon	JR	3:46.95
5	Jason Boothroyd, Eastern Michigan	JR	3:48.61
6	Chad Flynn, Northern Iowa	SR	3:49.20
7	Nick Middleton, Alabama	SO	3:50.01
8	Nick Thiel, Wyoming	JR	3:51.71
9	Steve Hatzenbeler, Washington	SR	3:51.80
10	Damon Curtis, Louisiana Tech	SR	3:52.56
11	Steve Brooks, Iowa State	SR	3:54.09
12	Eric Smoot, Purdue	JR	3:59.80
13	Phil Hasenkamp, South Dakota	SO	4:02.40
14	Joe Royer, Notre Dame	SR	4:02.42

University & College Division Men's 3000 Meter

Steeplechase Finals

1	Dmitry Drozdov, Iowa State	JR	8:51.16
2	Chris Lett, Michigan State	SR	8:51.99
3	Brady Bonsall, Nebraska	JR	8:57.66
4	Chago Navarro, Marquette	SR	9:00.29
5	John Cowan, Notre Dame	SR	9:03.93
6	Nick Pavach, Washington	JR	9:04.44
7	Darren Hunter, Washington	SR	9:05.08
8	David Draheim, Nebraska	SR	9:05.17
9	Neil Hanson, Washington	SR	9:05.37
10	Clint Verran, Eastern Michigan	SO	9:07.66
11	Keith Rieger, New Mexico	SR	9:07.82
12	Bill Kabasenche, Wheaton	SR	9:14.94
13	Andy Knorr, Ball State	JR	9:15.61
14	David Olson, Drake	JR	9:15.63
15	Jay Brock, Northern Iowa	FR	9:21.95
16	Jon Pillow, Arizona	SO	9:22.90
17	Robert Watson, Alabama	SR	9:24.50
18	Michael Smedley, Notre Dame	JR	9:24.88
19	Sam Barall, Alabama	JR	9:26.30
20	Joe Perez, Texas Tech	SR	9:27.52
21	Rob Aubrey, Oregon	FR	9:34.09

Invitational Division Men's 5000 Meter Run Finals

1	Jim Svenoy, Texas-El Paso	SR	13:50.32
2	Jim Spivey, Asics		13:52.75
3	Ryan Bolton, Wyoming	JR	14:14.94
4	Faizal Emamaullee, Alabama	FR	14:17.04
5	Dan Hostager, St. Cloud, Minn.		14:19.32
6	Jose Uribe, Boise State	JR	14:25.33
7	Art Jimenez, Arizona	JR	14:35.65
8	Matthew Althoff, Notre Dame	JR	14:48.32
9	Brian Hesson, Alabama	SO	14:57.35
10	Curtis Brown, Louisiana Tech	JR	15:07.13

Invitational Division Men's 5000 Meter Run Finals

1	Josh Danielson, Boise State	JR	14:34.75
2	Jason Rexing, Notre Dame	FR	14:37.83
3	Justin Weiss, Eastern Illinois	SO	14:40.63
4	Scott Lidskin, Butler	JR	14:41.99
5	Matt Chance, Simpson	JR	14:47.85
6	Jeremie Johnson, Wisconsin-Stevens Point	SR	14:48.11
7	Rich Williamson, Akron	FR	14:48.52
8	Tony Findlay, Ball State	SO	14:49.25
9	Darien Pedota, Loyola	SR	14:50.01
10	John Straubel, Southwest Missouri State	JR	14:50.76
11	Gary Mitchell, South Dakota State	JR	14:52.59
12	Roni Iaffe, Nebraska	FR	14:55.00

13	Steve Welch, Ball State	SO	14:58.25
14	Andy Goodman, Central	SR	15:00.64
15	Dann Cecil, South Dakota State	JR	15:01.14
16	Bob Goodman, Wisconsin-Milwaukee	SR	15:01.91
17	Will Clark, Notre Dame	SR	15:02.86
18	Dimitri Drekonja, Gustavus Adolphus	JR	15:06.10
19	Rauha Rahkola, Gustavus Adolphus	SO	15:06.55
20	Rick Obleman, Minnesota	SO	15:06.56
21	Greg Kranzusch, Wisconsin-La Crosse	SR	15:08.07
22	Guy Willey, Northern Iowa	SO	15:08.75
23	Kevin Theissen, Carleton	JR	15:08.87
24	Tony Riter, Minnesota	FR	15:14.70
25	Jassen Strokosch, Drake	SR	15:19.50
26	Ken Clay, Hastings	SR	15:20.70
27	Jeff Joiner, Northern Iowa	JR	15:29.50
28	Jeff Novotny, Hastings	SR	15:30.92
29	Jonathan Estabrook, Iowa State	SO	15:34.16
30	Kirk Manley, Western Illinois	JR	15:35.40
31	Chad Witt, Wisconsin-Stevens Point	SR	15:37.22
32	Matt Ames, Eastern Michigan	SO	15:41.76
33	Marty Dalton, Drake	FR	nt
33	Mike Franko, Eastern Michigan	FR	nt
33	Eric Vanlaningham, Marquette	JR	nt

Invitational Division Men's 10,000 Meter Run Finals

1	Margarito Casillas, Arizona	SO	30:06.46
2	Jeff Renlund, St. Thomas	SR	30:14.29
3	Chad Zehms, Wisconsin-Milwaukee	JR	30:17.06
4	Andy Wyman, Washington	JR	30:19.47
5	Bill Porter, Indiana State	JR	30:20.26
6	Ryan Clive-Smith, Kansas State	SO	30:25.42
7	Maha Martinez, Illinois State	JR	30:27.44
8	Brett Phillips, Missouri	SR	30:38.11
9	Jeff Mackey, Notre Dame	SR	30:42.01
10	Matt Demlein, Missouri	SO	30:42.17
11	Jesse Westrup, North Dakota State	JR	30:47.92
12	Sam Alexander, Washington	JR	30:51.07
13	John Nganga, Eastern Kentucky	SR	30:51.82
14	Travis Wetlaufer, South Dakota State	JR	30:52.62
15	Ken O'Shea, Eastern Kentucky	JR	31:00.46
16	Jason Massmann, South Dakota State	SO	31:02.61
17	Kyle Dando, Purdue	SR	31:23.95
18	Mark Gonzales, Minnesota	SR	31:28.59
19	Chad Duffy, Mankato State	JR	31:28.95
20	Edward Reilly, Loyola	JR	31:36.28
21	Kyle Kepler, Northern Iowa	FR	31:55.88
22	Shane DuBois, Notre Dame	SR	32:02.13
23	Jim Marcero, Michigan State	SO	32:10.30
24	Jody Spangler, Alabama	FR	32:40.95
25	Scott Sanders, Valparaiso	SO	32:49.11
26	Derek Phillips, St. Olaf	SR	33:23.04

University & College Division Men's 110 Meter Hurdles Finals

Wind - +1.01

1	Leo Simmons, Arizona	SR	14.30
2	Dion Trowers, Iowa	FR	14.31
3	Travis Livingston, Kansas State	SO	14.33
4	Errol Williams, Notre Dame	FR	14.46
5	Armon Williams, Arizona	SO	14.65
6	James Grady, Eastern Michigan	JR	14.82
7	Marc Brown, Central Michigan	SR	14.85
8	Jeff Jackson, Baylor	JR	15.41

Preliminary Heat 1 (Wind: -1.48)

1	Jeff Jackson, Baylor	JR	13.93
2	Terry Blackshire, Oklahoma	FR	14.80
3	Bobby Vaught, Wichita State	JR	14.83
4	Adam Decker, Nebraska Wesleyan	JR	14.85
5	Adam Cornell, Purdue	FR	15.24
6	Rafeal Williams, North Central	SR	15.25
7	Chris Shannon, Wartburg	SO	15.34

Preliminary Heat 2 (Wind: -5.48)

1	Dion Trowers, Iowa	FR	14.40
2	Marc Brown, Central Michigan	SR	14.52
3	Bryant Barnes, Purdue	SR	14.80
4	David Williams, Drake	JR	14.92
5	Brandon Schroer, Nebraska Wesleyan	SO	15.24
	Louis Li, Arkansas State	SR	dnr

Preliminary Heat 3 (Wind: -1.41)

1 Travis Livingston, Kansas State	SO	14.37
2 Errol Williams, Notre Dame	FR	14.44
3 Armon Williams, Arizona	SO	14.60
4 James Grady, Eastern Michigan	JR	14.68
5 Ranjeet Randhawa, Eastern Michigan	FR	14.94
Ryan Santi, Northern Iowa	JR	dnr

Preliminary Heat 4 (Wind: -0.12)

1 Leo Simmons, Arizona	SR	14.27
2 Johnathan Tullett, Iowa	SR	14.84
3 Dave Sehr, South Dakota	SR	15.19
4 Matt Blumer, Augustana-SD	SR	15.28
5 Jason McCleary, Northern Iowa	SR	15.30
Otis Dunson, De Paul	JR	dnr

University & College Division Men's 400 Meter Hurdles Finals

1 Joey Woody, Northern Iowa	JR	49.97
2 Jeff Jackson, Baylor	JR	50.13
3 Ben Beyers, Illinois	JR	50.68
4 Tommy Fay, Southwestern Louisiana	SR	51.56
5 Erik Davisson, Iowa State	SR	52.03
6 Brent Schott, Texas Tech	JR	52.28
7 William Porter, Texas-El Paso	JR	52.52
8 Alex Garn, Northern Iowa	JR	52.82

Preliminary Heat 1

1 Erik Davisson, Iowa State	SR	52.19
2 Chip Schneider, Wisconsin-Platteville	SR	52.81
3 Markeith Crawford, Southeast Missouri State	JR	53.09
4 Pat Camp, Simpson	JR	54.00
5 James Grady, Eastern Michigan	JR	54.25
6 Dan Marousek, Doane	FR	54.65
7 Chad Robran, Wisconsin-Stevens Point	JR	54.80
Dave Sehr, South Dakota	SR	dnr

Preliminary Heat 2

1 Ben Beyers, Illinois	JR	51.64
2 Tommy Fay, Southwestern Louisiana	SR	51.78
3 Brent Schott, Texas Tech	JR	52.22
4 Jeff Johannsen, North Dakota	JR	54.40
5 Loren Kool, Tulsa	SO	54.51
6 John Davenport, Arkansas State	JR	56.68
7 Rich Treglia, Southwestern Louisiana	SR	57.23

Preliminary Heat 3

1 Joey Woody, Northern Iowa	JR	50.5
2 William Porter, Texas-El Paso	JR	52.19
3 Alex Garn, Northern Iowa	JR	52.48
4 Sol Sallos, Oregon	SR	52.52
5 Pat Trainor, Nebraska	SR	53.03
6 Brian Johnson, North Central	SR	53.32
7 Erik Rosenkranz, St. Thomas	SR	53.54
8 Troy Langevine, Notre Dame	SO	55.65

Preliminary Heat 4

1 Jeff Jackson, Baylor	JR	52.98
2 Eric Strim, Iowa State	FR	53.02
3 Doug Deming, Texas-El Paso	SO	53.16
4 Paul Blue, Georgia	SO	53.69
5 Chris Trenn, Arkansas State	FR	54.18
6 Parker Hansen, Wisconsin-Stevens Point	SR	55.1
7 Kenneth White, Purdue	JR	56.6
8 Chris Czarnik, Drake	SO	60.6

Invitational Division Men's High Jump Finals

1 Steve Smith, Nike International		2.16	7'01.00"
2 Petar Malesev, Nebraska	SR	2.16	7'01.00"
3 Thaddeus Hood, Georgia	JR	2.16	7'01.00"
4 Itai Margalit, Kansas State	JR	2.11	6'11.00"
5 Steve Parker, Indiana State	SR	2.11	6'11.00"
6 Kenneth Hoffmann, St. Olaf	SR	2.11	6'11.00"
7 Cameron Wright, Southern Illinois	SR	2.11	6'11.00"
8 Tim Suchan, Northern Iowa	SR	2.11	6'11.00"
9 Keith Brown, Morehouse Track Club		2.06	6'09.00"

Invitational Division Men's Pole Vault Finals

1 Jeff Hartwig, Bell Athletic		5.85	18'06.50"
2 Scott Huffman, Foot Locker AC		5.50	18'00.50"

4 Dan Burton, Nike Indiana		5.35	17'06.50"
5 Terry Wornack, Unattached		5.35	17'06.50"
Brit Puraley, Lubbock, Texas		5.05	NH
Paul Babbitts, Chicago Track Club		5.05	NH

University & College Division Men's High Jump Finals

1 Dillon Phelps, Georgia	JR	2.21	7'03.00"
2 Itai Margalit, Kansas State	JR	2.16	7'01.00"
3 Chris Nelson, Oregon	SO	2.16	7'01.00"
4 Thaddeus Hood, Georgia	JR	2.11	6'11.00"
5 Tim Suchan, Northern Iowa	SR	2.11	6'11.00"
6 Kenneth Hoffmann, St. Olaf	SR	2.11	6'11.00"
7 Don Wolf, Buena Vista	SR	2.06	6'09.00"
8 Ed Broxterman, Kansas State	JR	2.06	6'09.00"
8 Chet Steckler, Ball State	JR	2.06	6'09.00"
10 Paul Caraballo, Detroit Mercy	SO	2.06	6'09.00"
10 Pete Herber, Northern Iowa	SR	2.06	6'09.00"
Brian Headrick, Notre Dame	SR		NH
Kevin Sullivan, Illinois State	FR		NH
Erik Donahue, Drake	FR		NH
Tim Thompson, Eastern Illinois	SO		NH
Chris Trawick, Alabama	SO		NH
Justin Range, Drake	SO		NH
Chad Halverson, Indiana State	FR		NH
Nick Johannsen, Kansas	SR		NH
Quintin Esser, Doane	SO		NH
Todd Johnston, Notre Dame	JR		NH
Steve Parker, Indiana State	SR		NH

University & College Division Men's Pole Vault Finals

1 Ryan McGlynn, North Dakota State	JR	5.15	16'10.75"
2 Mike Schnur, Wisconsin-La Crosse	JR	5.15	16'10.75"
3 Tye Harvey, Minnesota	SO	5.15	16'10.75"
3 John Bazzoni, Kansas	SR	5.15	16'10.75"
5 Garrick Wilson, Drake	JR	5.05	16'06.75"
5 Jeromy Williams, Oregon	SR	5.05	16'06.75"
7 Jurij Rovani, Northern Iowa	FR	5.05	16'06.75"
8 Chad Harting, Arkansas State	SR	5.05	16'06.75"
8 Chris Duffy, Oklahoma	SO	5.05	16'06.75"
10 Matt Hickl, Texas-El Paso	FR	4.90	16'00.75"
10 Kurt Hanna, Baylor	SO	4.90	16'00.75"
12 Randy Miller, Purdue	FR	4.90	16'00.75"
Eric Boxley, Arkansas State	SO		NH
Raul Lawrence, Texas-El Paso	JR		NH
Eric Adair, Purdue	SR		NH
Seth Mischke, Minnesota	SO		NH

University & College Division Men's Long Jump Finals

Wind - +0.85			
1 Andrew Owusu, Alabama	SR	8.10	26'07.00"
2 Keita Cline, Minnesota	SR	7.81	25'07.50"
3 Gogo Peters, Iowa State	SR	7.72	25'04.00"
4 Brian Thomas, Alabama	SR	7.57	24'10.00"
5 Ray Livingston, Oregon	JR	7.53	24'08.50"
6 Raymond Booker, Oklahoma	SR	7.40	24'03.50"
7 Jon Riley, Southeast Missouri State	SO	7.36	24'01.75"
8 Roque Balina, Arizona	JR	7.33	24'00.75"
9 Carlos Albury, Boise State	SR	7.32	24'00.25"
10 Eric Johnson, Mankato State	SR	7.31	23'11.75"
11 Zane Mai, Nebraska	JR	7.30	23'11.50"
12 Richey Madison, Iowa State	SO	7.22	23'08.25"
12 Sam Hill, Arkansas State	JR	7.22	23'08.25"
14 Ndabe Mdhlongwa, Southwestern Louisiana	JR	6.99	22'11.25"
14 Gabe Clement, Southwestern Louisiana	JR	6.99	22'11.25"
14 Ed Turner, Washington	SO	6.99	22'11.25"
17 Louis Li, Arkansas State	SR	6.79	22'03.50"
18 David Thompson, Monmouth	FR	6.67	21'10.75"
Orlando Ward, Indiana State	SR		Fouls
Tim Malley, Monmouth	JR		Fouls
Detric Cofield, New Mexico	FR		Fouls
Nikia Codie, Baylor	FR		Fouls

University & College Division Men's Triple Jump Finals

1 Ndabe Mdhlongwa, Southwestern Louisiana	JR	16.29	53'05.50"
2 Gogo Peters, Iowa State	SR	15.70	51'06.25"

4	Keita Cline, Minnesota	SR	15.51	50'10.75"
5	Jerome Douglas, Oklahoma	JR	15.25	50'00.50"
6	Jon Riley, Southeast Missouri State	SO	15.23	49'11.75"
7	Benji Prebyl, Nebraska	FR	14.87	48'09.50"
8	Don Mosley, Minnesota	JR	14.81	48'07.25"
9	Raymond Booker, Oklahoma	SR	14.65	48'00.75"
10	Chuck Bishop, New Mexico	FR	14.55	47'09.00"
11	Antonio Cooper, Illinois State	JR	14.51	47'07.25"
12	Louis Li, Arkansas State	SR	14.47	47'05.75"
13	Fritz Spence, Southwest Missouri State	JR	14.38	47'02.25"
14	Charles Levertorn, Drake	FR	12.98	42'07.00"
	Walter Landry, Southwestern Louisiana	SO		fouls

9	Damone Felice, Washington	JR	56.82	186'05"
10	Greg Armitage, Nebraska	JR	56.42	185'01"
11	Kevin McGraw, Central Michigan	JR	52.84	173'04"
12	Sean McEnroe, Marquette	SR	52.80	173'03"
13	Greg Moretti, Notre Dame	JR	52.66	172'09"
14	Matt Casillas, Northern Iowa	JR	51.82	170'00"
15	Brandon Murer, Indiana State	SO	50.72	166'05"
16	Saul Banashak, Wisconsin-La Crosse	SR	48.70	159'09"
17	Bryan Cunningham, Wisconsin-Platteville	SO	47.82	156'11"
18	Aaron Banks, Concordia-MN	JR	45.84	150'05"
	Tony Moore, Carleton	JR		fouls
21	Peter Brown, Mt. Pleasant, Mich.		60.20	197'06"

RECORD—Old Mark, 234-6, Marko Wahlman, Texas-El Paso, 1993.

University & College Division Men's Shot Put Finals

1	Chris Brinkworth, Minnesota	JR	17.85	58'06.75"
2	Robert Hydukovich, Minnesota	SR	17.28	56'08.50"
3	Aaron Banks, Concordia-MN	JR	17.04	55'11.00"
4	Brian Miller, Southern Illinois	SR	17.00	55'09.25"
5	Dusty Carlson, Oregon	SO	16.94	55'07.00"
6	Carl Brown, Siena Heights	SR	16.38	53'09.00"
7	Jim Jones, Purdue	SR	16.30	53'05.75"
8	Sam Sumner, Missouri	SR	16.24	53'03.50"
9	Harold Cronin, Missouri	JR	16.23	53'03.00"
10	Josh Hagedorn, Iowa State	JR	16.13	52'11.00"
11	Tyson Lingenfelter, Arizona	SO	16.01	52'06.50"
12	Dan Armentrout, Indiana State	JR	15.84	51'11.75"
13	Mark Murdock, North Dakota	SO	15.70	51'06.25"
14	John Delay, South Dakota State	SO	15.61	51'02.75"
15	Matt Casillas, Northern Iowa	JR	15.58	51'01.50"
16	Tim Wilson, Iowa State	SO	15.54	51'00.00"
17	Michael Reichert, Kansas	SR	15.40	50'06.25"
18	Chad Yenchiesky, Washington	FR	15.02	49'03.50"
19	Derrick Fletcher, Baylor	FR	14.96	49'01.00"
20	Clinton Rubin, Baylor	FR	14.87	48'09.50"
21	Marcos Fredrick, Wisconsin-La Crosse	SO	14.72	48'03.50"
22	Roderick Scott, Prairie View A&M		14.57	47'09.75"
23	Steve Fritz, Accusplit Track Club		15.95	52'04.00"

University & College Division Men's Javelin Finals

1	Jaokim Nilsson, Alabama	SR	76.28	250'03"
2	Alex Krichenko, Arizona	SR	70.90	232'07"
3	Jacob Smith, Washington	SR	65.30	214'03"
4	Randy Johnson, Southeast Missouri State	FR	63.58	208'07"
5	Jeff Dieterich, Kansas	JR	61.70	202'05"
6	Bryan Francis, Purdue	FR	61.64	202'03"
7	Lasse Paananen, Texas-El Paso	JR	61.62	202'02"
8	Aaron Larson, Kansas State	JR	61.36	201'04"
9	James Lile, Oregon	JR	59.74	196'00"
10	Craig Manalili, Washington	SR	59.54	195'04"
11	Yusef Dibbles, Eastern Michigan	SR	56.66	185'11"
12	Brady Stindt, Nebraska	SO	55.40	181'09"
13	Mike Oberaki, Eastern Michigan	SO	54.76	179'08"
14	Trent Meyer, Midland Lutheran	SR	54.60	179'01"
15	John Munch, Illinois Wesleyan		54.58	179'01"
16	T. J. Turner, Kansas State	FR	54.30	178'02"
17	Scott Larson, North Dakota	SR	53.36	175'01"
18	Kevin Warner, Lewis	SR	51.52	169'00"
	Steve Fritz, Accusplit Track Club		65.04	213'05"

RECORD—Old Mark, 244-9, Zac Mwinckelly, Wayland Baptist, 1986

University & College Division Men's Discus Finals

1	Chris Brinkworth, Minnesota	JR	56.06	183'11"
2	Tim Wilson, Iowa State	SO	54.08	177'05"
3	Eivind Smorgrav, Texas-El Paso	FR	53.28	174'10"
4	Carl Brown, Siena Heights	SR	53.20	174'06"
5	Jason Schlueter, Minnesota	JR	52.00	170'07"
6	Robert Hydukovich, Minnesota	SR	49.68	163'00"
7	Aaron Banks, Concordia-MN	JR	49.58	162'08"
8	Allan Walz, Northern Iowa	JR	49.46	162'03"
9	Brian Seiler, Morningside	SO	48.98	160'08"
10	Greg Armitage, Nebraska	JR	48.82	160'02"
11	Sam Sumner, Missouri	SR	48.42	158'10"
12	Roderick Scott, Prairie View A&M	SR	48.28	158'05"
13	Derrick Monahan, Missouri	JR	47.64	156'03"
14	Steve Schwengel, Wisconsin-Milwaukee	JR	47.42	155'07"
15	Chad Yenchiesky, Washington	FR	47.38	155'05"
16	Tom Lambert, Wisconsin-Oshkosh	SR	47.30	155'02"
17	Michael Reichert, Kansas	SR	47.08	154'05"
18	Dan Zorich, Oregon	SR	46.88	153'10"
19	Clint Rubin, Baylor	FR	46.70	153'02"
20	Aaron Tracy, Oklahoma	FR	46.66	153'01"
21	Kevin McGraw, Central Michigan	JR	46.10	151'03"
22	Ryan Hill, Ball State	JR	44.74	146'09"
23	Josh Hagedorn, Iowa State	JR	43.80	143'08"
24	Mike Maddox, Northern Iowa	FR	43.34	142'02"
	Steve Fritz, Accusplit Track Club		48.76	160'00"

University Division Men's 4x100 Meter Relay Finals

1	OKLAHOMA	39.84
	Terry Blackshire, Raymond Booker	
	Shannon Atkinson, David Oaks	
2	IOWA	40.26
	Chris Davis, Andre Morris	
	Edward Rozell, George Page	
3	ILLINOIS	40.38
	Theodore Durham, Tyrone Williams	
	Charles Gibson, Dorian Green	
4	KANSAS	40.79
	David Cooksey, Eugene Coleman	
	Nathen Hill, Pierre Lisk	
5	ALABAMA	40.95
	Brian Thomas, Henry Hagen	
	Solomon Amegatcher, Deon Irby	
6	INDIANA STATE	41.16
	Andre Kirtz, Tony Tate	
	Orlando Ward, Steve Greer	
	SOUTHWESTERN LOUISIANA	DNF
	Ron McBride, Tommy Fay	
	Tim Sensley, Gabe Clement	
	ILLINOIS STATE	DNR
	Philip Bryan, James Duncan	
	Kenye Pendelton, Michael Lee	

Preliminary Heat 1

1	OKLAHOMA	40.14
	Terry Blackshire, Raymond Booker	
	Shannon Atkinson, David Oaks	
2	ILLINOIS	40.25
	Theodore Durham, Tyrone Williams	
	Charles Gibson, Dorian Green	

University & College Division Men's Hammer Throw Finals

1	Alex Papadimitriou, Texas-El Paso	SR	72.08	236'06"
2	Tomas Sjostrom, Georgia	SR	71.04	233'01"
3	Tero Tallinen, Texas-El Paso	SO	68.34	224'02"
4	David Loshonkohl, Arizona	SR	67.00	219'10"
5	Aaron Corcoran, Arizona	JR	60.78	199'05"
6	Dan Zorich, Oregon	SR	59.06	193'09"
7	Allan Walz, Northern Iowa	JR	57.92	190'00"
8	Dan Armentrout, Indiana State	JR	56.90	186'08"

3 ALABAMA	41.14	7 PURDUE	1:29.35
Brian Thomas, Henry Hagen		Myron McClure, Adam Cornell	
Solomon Amegatcher, Deon Irby		Jon Pergande, Byant Barnes	
4 ILLINOIS STATE	41.18	BALL STATE	DQ
Philip Bryan, Kenye Pendelton		Pat O'Brian, Emiloï Isom	
Michael Lee, James Duncan		Brian Cashdollar, Bill Coggins	
5 WICHITA STATE	42.07	Preliminary Heat 1	
Bobby Vaught, Jumanne Washington		1 INDIANA STATE	1:25.6
Wayne Barber, Herb Reid		Steve Greer, Tony Tate	
PURDUE	DNF	Orlando Ward, Andre Kirtz	
Bryant Barnes, Jeremy Ashcraft		2 WESTERN ILLINOIS	1:27.1
Myron McClure, Randy Miller		John Williams, Greg Scott	

Preliminary Heat 2

1 IOWA	40.63	3 BALL STATE	1:28.0
Chris Davis, Andre Morris		Pat O'Brian, Emiloï Isom	
Edward Rozell, George Page		Brian Cashdollar, Bill Coggins	
2 SOUTHWESTERN LOUISIANA	41.31	4 PURDUE	1:29.7
Ron McBride, Tommy Fay		Myron McClure, Adam Cornell	
Tim Sensley, Gabe Clement		Jon Pergande, Max Wilson	
3 TEXAS TECH	41.85	99 KANSAS	DNF
Keith Black, Jeff Johnson		9 Eugene Coleman, Nathen Hill	
Lavorick Robinson, Andrew Callis		David Cooksey, Brian Martin	
4 DEPAUL	41.99	Preliminary Heat 2	
Marc Porter, Otis Dunson		1 OKLAHOMA	1:24.4
Jay Ivory, Rob Chiswa		Shannon Atkinson, Brian Kite	
5 BALL STATE	42.68	Justin Chapman, David Oaks	
Marlon Douglas, Derek Gregory		2 ILLINOIS STATE	1:25.0
Pat O'Brian, Bill Coggins		Philip Bryan, James Duncan	
IOWA STATE	DQ-40.69	Michael Lee, Andre Noel	
Franklin Nwankpa, Eric Strim		3 DRAKE	1:26.6
Randy Thompson, Jason Woods		David Williams, Sean O'Connor	

Preliminary Heat 3

1 KANSAS	41.22	4 PRAIRIE VIEW A&M	1:27.7
David Cooksey, Eugene Coleman		Charles Adams, Daniel Winborn	
Nathen Hill, Pierre Lisk		Cedric Bowman, Dakari Leaner	
2 INDIANA STATE	41.45	5 WISCONSIN-MILWAUKEE	1:30.7
Andre Kirtz, Tony Tate		Jay Karas, Ron Russ	
Orlando Ward, Steve Greer		Chris Mace, Todd Santoro	
3 DRAKE	41.49		
David Williams, Sean O'Connor			
Aaron Egbert, Jeff Watts			
4 SOUTHWEST MISSOURI STATE	42.91		
Mark Johnson, Fritz Spence			
Greg Crookendale, Roger Hawkins			
5 ARKANSAS STATE	43.15		
Eric Greene, Kenton Walker			
Louis Li, Sean Baksh			
6 WISCONSIN-MILWAUKEE	43.72		
Jay Karas, Ron Russ			
Chris Mace, Todd Santoro			
TEXAS-EL PASO	DNF		
Sam Rogers, Hayden Stephen			
Richard Price, Obadele Thompson			

Preliminary Heat 1

1 INDIANA STATE	1:25.6		
Steve Greer, Tony Tate			
Orlando Ward, Andre Kirtz			
2 WESTERN ILLINOIS	1:27.1		
John Williams, Greg Scott			
Ken DeMarse, Jayson Leitzen			
3 BALL STATE	1:28.0		
Pat O'Brian, Emiloï Isom			
Brian Cashdollar, Bill Coggins			
4 PURDUE	1:29.7		
Myron McClure, Adam Cornell			
Jon Pergande, Max Wilson			
99 KANSAS	DNF		
9 Eugene Coleman, Nathen Hill			
David Cooksey, Brian Martin			

Preliminary Heat 2

1 OKLAHOMA	1:24.4		
Shannon Atkinson, Brian Kite			
Justin Chapman, David Oaks			
2 ILLINOIS STATE	1:25.0		
Philip Bryan, James Duncan			
Michael Lee, Andre Noel			
3 DRAKE	1:26.6		
David Williams, Sean O'Connor			
Aaron Egbert, Jeff Watts			
4 PRAIRIE VIEW A&M	1:27.7		
Charles Adams, Daniel Winborn			
Cedric Bowman, Dakari Leaner			
5 WISCONSIN-MILWAUKEE	1:30.7		
Jay Karas, Ron Russ			
Chris Mace, Todd Santoro			

University Division Men's 4x400 Meter Relay Finals

1 BAYLOR	3:05.90	
Michael Ford 47.2, Raoul Howard 45.6		
Corey Williams 46.6, Marlon Ramsey 46.5		
2 OKLAHOMA	3:07.45	
Ryan Kite 48.6, Shannon Atkinson 46.3		
Justin Chapman 47.3, Danny McFarlane 45.2		
3 IOWA	3:08.13	
Edward Rozell 47.4, Chris Davis 47.0		
George Page 47.3, Andre Morris 46.7		
4 KANSAS	3:10.52	
Eugene Coleman 48.1, Nathen Hill 48.0		
Brian Martin 47.1, Joe Pickett 47.1		
5 PURDUE	3:11.43	
Kenneth White, Leo Settle		
Jim Doss, John Lockard		
6 ILLINOIS	3:11.74	
Tyrone Williams 48.7, Dorian Green 48.9		
Pharaoh Gay 48.2, Ben Beyers 46.0		
7 TEXAS TECH	3:12.15	
Quent Bearden, Keith Black		
Brent Schott, Andrew Callis		
8 NORTHERN IOWA	3:18.88	
Jon Judisch 49.3, Alex Garn 47.8		
Matt Mullenix 53.2, Joey Woody 47.8		

Preliminary Heat 1

1 OKLAHOMA	3:09.73	
Ryan Kite 47.1, Derek Coleman 47.9		
Justin Chapman 47.1, Danny McFarlane 47.6		
2 ARKANSAS STATE	3:12.42	
Gabe Arrington 49.0, Sean Baksh 47.9		
Carl Bowie 47.8, Kendricke Bullard 47.7		

University Division Men's 4x200 Meter Relay Finals

1 OKLAHOMA	1:22.76	
Shannon Atkinson, Ryan Kite		
Justin Chapman, David Oaks		
2 ILLINOIS STATE	1:24.83	
Philip Bryan, James Duncan		
Michael Lee, Kenye Pendelton		
3 INDIANA STATE	1:25.19	
Steve Greer, Tony Tate		
Orlando Ward, Andre Kirtz		
4 WESTERN ILLINOIS	1:26.53	
John Williams, Greg Scott		
Ken DeMarse, Jayson Leitzen		
5 DRAKE	1:26.54	
David Williams, Sean O'Connor		
Aaron Egbert, Jeff Watts		
6 PRAIRIE VIEW A&M	1:28.78	
Charles Adams, Larry McClain,		
Cedric Bowman, Avis Anderson		

3 EASTERN MICHIGAN Don Johnson 49.4, Paul McMullen 47.7 Carl Lowe 48.0, Kerch Patterson 47.8	3:12.99	3 EASTERN MICHIGAN Carl Lowe, 1:50.1, Jason Boothroyd 1:53.3 Greg Rhymer, 1:51.5, Paul McMullen 1:47.6	7:22.47
4 IOWA STATE Doug Dodd 49.4, Robert Hague 48.9 Shane Leach 48.5, Eric Strim 47.4	3:14.23	4 MINNESOTA Jason Boon, Bob Johnson Kevin Dunbar, Paul Michalek	7:24.63
5 SOUTHWEST MISSOURI STATE Eddie-John Brown 49.2, Jason Hanna 48.7 Mark Johnson 48.9, Clarkson Reid 47.8	3:14.60	5 MISSOURI Brian Horton, 1:52.9, Steve Peters 1:51.6 Jim Spencer, 1:47.9, Jared Wilmes 1:52.8	7:25.19
6 DETROIT MERCY Eric McKeon, Alex McLean Paul Caraballo, Mark Risch	3:17.12	6 PURDUE Chad Yeutter, John Lockard Eric Smoot, Kenneth White	7:25.82
7 WESTERN ILLINOIS John Williams, Greg Scott Ken DeMarse, Jayson Leitzen	3:19.43	7 OKLAHOMA John Duffy, Tommy Green Jason Larabee, Michael Calver	7:26.66
Preliminary Heat 2		8 WASHINGTON Brice Newton, Neil Hanson Steve Hatzenbeler, Tyrone Minnis	7:29.89
1 BAYLOR Michael Ford 46.3, Raoul Howard 45.7 Corey Williams 46.1, Marlon Ramsey 46.0	3:04.08 ✓	9 NOTRE DAME Joe Royer, 1:52.4, Danny Payton 1:53.3 Joe Curran, 1:54.7, Jeff Hojnacki 1:51.2	7:31.74
2 ILLINOIS Theodore Durham 49.6, Tyrone Williams 46.9 Pharaoh Gay 47.4, Dorian Green 45.3	3:08.44 ✓	10 LOUISIANA TECH Magnus Falk, Damon Curtis Jeremy Gilbank, Lamont Leach	7:31.92
3 KANSAS Eugene Coleman 47.9, Nathen Hill 47.5 Brian Martin 48.2, Joe Pickett 46.5	3:10.06 ✓	11 KANSAS Chris Gaston, Dan Waters Matt Norton, Michael Cox	7:33.67
4 NORTHERN IOWA Jon Judisch 49.5, Matt Mullenix 47.3 Alex Garn 47.8, Joey Woody 46.0	3:10.68 ✓	12 BAYLOR Jay Hicks, 1:51.3, Darrin Strong 1:52.7 Robert Knight, 1:56.7, Keith Hensley 1:54.3	7:35.08
5 TEXAS TECH Quent Bearden 48.9, Keith Black 46.9 Brent Schott 46.9, Andrew Callis 48.7	3:11.46	13 DRAKE Jason Keese, 1:51.6, Nate Wall 1:52.9 Kyle Hagel, 1:54.2, Nika Jones 1:52.9	7:36.68
6 SOUTHWESTERN LOUISIANA Gene Siner 48.9, Tim Sensley 48.0 Joel Chesimet 47.7, Gabe Clement 48.5	3:13.18	14 MICHIGAN STATE Eric Eichinger, Dean Rugh Ryan Kennedy, Todd Koning	7:36.86
7 BALL STATE Brian Cashdollar, Bill Coggins Emiloi Isom, Matt Bingle	3:21.24	15 MARQUETTE Terry Haley, Jamie Gabb Kevin Kunkel, Mark Eddington	7:37.12
Preliminary Heat 3		16 GEORGETOWN Scott McLeod, Ky Adderly Russ Inman, Sam Gabremariam	7:37.66
1 IOWA Edward Rozell 47.6, Chris Davis 47.0 George Page 47.0, Andre Morris 46.7	3:08.11 ✓	17 ALABAMA James McIngvale, Jeff Ort Shedrick Jackson, Nick Middleton	7:41.77
2 PURDUE Kenneth White 48.9, Leo Settle 46.6 Jim Doss 47.4, John Lockard 48.3	3:11.20 ✓	SANTA MONICA TRACK CLUB Jean Destine, 1:49.8, Sean Kelly 1:49.9 Michael Graham, 1:49.9, Tracy Baskin 1:49.1	7:19.12
3 WICHITA STATE David Griffin 50.3, Jason Walton 46.9 Jumanne Washington 48.2, Herb Reid 46.8	3:12.23		
4 ALABAMA Shedrick Jackson, Deon Irby Henry Hagen, Solomon Amegatcher	3:14.38		
5 INDIANA STATE Steve Greer 50.4, Tony Tate 48.8 Mike Conley 47.9, Andre Kirtz 47.6	3:14.73		
6 EASTERN ILLINOIS Kert McAfee, Tim Thompson George Wilson, Ralph Gardner	3:15.44		
7 PRAIRIE VIEW A&M Cedric Bowman, Daniel Winborn Dakari Leaner, Alvin Anderson	3:16.78		
8 DRAKE Nika Jones 49.4, David Faulkner 48.3 Luke Faron 49.6, Mike Holloway 49.8	3:17.18		

University Division Men's Sprint Medley Relay Finals

University Division Men's 4x800 Meter Relay Finals

1 NEBRASKA Marlon Jones, 1:53.2, Renier Henning 1:48.6 Alex Lamme, 1:50.7, Balazs Tolgyest 1:47.2	7:19.64	1 GEORGIA Johnny Arnold, Bode Osagiobare Paul Blue, 46.9, Shaun Benefield	3:17.41
2 ARIZONA Luther Kopf, 1:51.2, Robert Keino 1:50.9 Timur Voitetsky, 1:49.0, Martin Keino 1:49.5	7:20.60	2 WICHITA STATE David Griffin, Jumanne Washington Herb Reid, 47.4, Einars Tupuritis 1:47.4	3:17.97
		3 ALABAMA Henry Hagen, Deon Irby Solomon Amegatcher, 46.2, James McIngvale 1:49.7	3:19.53
		4 IOWA STATE Randy Thompson, Franklin Nwankpa Eric Strim, 47.6, Shane Leach 1:50.4	3:19.98
		5 ARIZONA Akin Akinremi, Tamborta Howard Cullen Plousha, 48.2, Timur Voitetsky	3:20.06
		6 WASHINGTON Tim Martin, Ed Turner Tyrone Minnis, 48.5, Brice Newton 1:50.1	3:20.38

7. SOUTHWEST MISSOURI STATE	3:22.68
Eddie-John Brown, Jason Hanna Chester Rathey, 48.5, Clarkson Reid 1:51.0	
8. NORTHERN IOWA	3:25.06
Jon Judisch, Ryan Santi Alex Garn, 47.7, Matt Mullenix 1:53.9	

Preliminary Heat 1

1. WICHITA STATE	3:20.80
David Griffin, Jumanne Washington Herb Reid, 47.7, Einars Tupuritis	
2. SOUTHWEST MISSOURI STATE	3:22.80
Eddie-John Brown, Jason Hanna Chester Rathey, 45.5, Clarkson Reid 1:51.8	
3. IOWA STATE	3:23.18
Robert Hague, Randy Thompson Jason Woods, Shane Leach	
4. GEORGIA	3:23.40
Johnny Arnold, Bode Osagiobare Paul Blue, 47.7, Shaun Benefield 1:52.9	
5. DEPAUL	3:25.31
Jay Ivory, Otis Dunson Dave Dopek, 46.6, Ken LaCombe 1:53.7	
6. ARKANSAS STATE	3:26.69
Sean Baksh, Kendrick Bullard Aaron Raney, 46.2, Gabe Arrington 1:55.0	
7. PURDUE	3:27.29
Jim Doss, Leo Settle Max Wilson, 49.0, Chris Cozort 1:55.1	

Preliminary Heat 2

1. ALABAMA	3:21.87
Deon Irby, Henry Hagen Solomon Amegatcher, 46.9, James McIngevale 1:52.3	
2. WASHINGTON	3:22.34
Tim Martin, Ed Turner Brice Newton, Tyrone Minnis 1:51.5	
3. NORTHERN IOWA	3:23.00
Jon Judisch, Ryan Santi Alex Garn, 48.3, Matt Mullenix 1:49.8	
4. TEXAS TECH	3:23.66
Gerrod Bergen, Lavorick Robinson Keith Black, 47.5, Don Koontz	
5. DRAKE	3:24.43
Aaron Egbert, Jeff Watts Sean O'Connor, 48.9, Nate Wall 1:52.3	
6. EASTERN ILLINOIS	3:26.05
George Wilson, Ralph Gardner Kert McAfee, 47.8, Mike McBride 1:53.5	
7. NEW MEXICO	3:38.79
Chuck Bishop, Josh Rider Mike Kedda, 50.2, Tony Evers 2:04.0	

Preliminary Heat 3

1. ARIZONA	3:22.48
Akin Akinremi, Tambuckto Howard Cullen Plousha, 48.7, Timur Voitetsky 1:50.5	
2. SOUTHWESTERN LOUISIANA	3:23.52
Gabe Clement, Tim Sensley Gene Sinor, 48.4, Joel Chesimet 1:52.4	
3. KANSAS	3:26.00
Brian Martin, Pierre Lisk Brent Baker, 49.6, Chris Gaston 1:51.5	
4. PRAIRIE VIEW A&M	3:26.93
Charles Adams, Cedric Bowman Dakari Leaner, 49.0, Alvis Anderson 1:54.4	
DETROIT MERCY	3:29.92
Eric McKeon, Brian Hynous Mark Risch, 48.9, Corey Stedman 1:56.0	
EASTERN MICHIGAN	dq-3:33.1
Kerch Patterson, Ken Leon Don Johnson, 1:58.2, Jeff Beyst	

University Division Men's Distance Medley Relay Finals

1. ARIZONA	9:40.65
Robert Keino, 3:01.0, Cullen Plousha 48.5 Luther Kopf, 1:52.6, Martin Keino 3:58.6	
2. NEBRASKA	9:48.26
Chad Jansen, 3:00.2, Pat Trainor 47.5 Renier Henning, 1:52.1, Kevin Miller 4:08.4	
3. OREGON	9:48.60
Rick Cantwell, 3:01.2, Pat Johnson 44.8 Ben Andrews, 1:51.0, Matt Davis 4:11.7	
4. BOISE STATE	9:50.64
Jon Ryan, 3:01.5, Walter Reed 47.9 Ryan Puckett, 1:50.0, John Mackay 4:12.2	
5. NOTRE DAME	9:52.98
Jeff Hojnacki, 2:58.3, Danny Payton 47.0 Joe Curran, 1:53.8, Joe Royer 4:13.8	
6. OKLAHOMA	9:54.19
Jason Larabee, 3:02.2, Derrick Coleman 48.8 Tommy Green, 1:54.0, John Duffy 4:09.2	
7. BAYLOR	9:54.20
Keith Hensley, Jay Hicks Darrin Strong, Robert Knight	
8. GEORGETOWN	9:55.99
Sam Gabremariam, 3:00.0, Ky Adderly 48.9 Scott McLeod, 1:53.0, Kevin Jermyn 4:14.0	
9. SOUTHWEST MISSOURI STATE	10:02.83
Jeff Wacker, Jason Hanna Scott Stevener, Chad Gardner	
10. PURDUE	10:03.68
Juan Walker, Jon Pergande Max Wilson, Chris Cozort	
11. NEW MEXICO	10:05.03
Tony Evers, Mike Kedda Josh Rider, Paul Ratnage	
12. MICHIGAN STATE	10:09.66
Dean Rugh, Ashley Nelson Todd Koning, Bill Crosby	
13. INDIANA STATE	10:12.66
Scott Steinhardt, Andre Kirtz Mike Conley, George Condy	

University Division Men's Distance Medley Relay Finals

1. SOUTHEAST MISSOURI STATE	9:54.34
Jon Langhans, Markeith Crawford Deryl Gardner, Glen Lomenick	
2. LOYOLA	9:55.72
Joe DeLeon, 3:01.5, Torey Botti 48.7 Steffan Hacker, 1:53.0, Mark Miller 4:12.4	
3. EASTERN MICHIGAN	9:57.02
Jeff Beyst, 3:04.2, Don Johnson 48.9 Derrick Jackson, 1:51.8, Dominic Middleton 4:11.4	
4. EASTERN ILLINOIS	9:57.17
Mike McBride, George Wilson Kert McAfee, Nate Shaffer	
5. DRAKE	10:00.02
Kyle Hagel, 3:04.2, David Faulkner 47.7 Jason Keese, 1:54.5, Gary Flugum 4:13.9	
6. DEPAUL	10:00.10
Doug Beaumont, Rob Chiswa Ken LaCombe, Brian Singleton	
7. EASTERN KENTUCKY	10:05.89
Titus Ngeno, 3:03.0, Mike Henderson 49.9 Scott Fancher, 1:53.3, Julio Moreno 4:19.2	
8. IOWA	10:07.94
Dave Novotny, 3:04.8, Jared Pittman 49.5 Andre Morris, 1:55.2, Chad Feeldy 4:18.2	
9. MISSOURI	10:08.68
Chad Williamson, Brian Horton Steve Peters, John Crawford	

10. IOWA STATE	10:09.36	16 WISCONSIN-OSHKOSH	17:31.59
Justin Gottschalk, 3:02.5, Erik Davisson 47.7		Mark Beversdorf, Tony Bolz Dan Kramer, Andy Esten	
David Cantonwine, 1:56.6, Matt Thomas 4:22.5		17 NORTH CENTRAL	17:32.52
11 WISCONSIN-MILWAUKEE	10:13.09	John Weigel, Brian Henz Matt Brill, Andy Snook	
Cory Peterson, Todd Santoro Keith Zeise, Kelly Kinas		18 BALL STATE	17:32.98
12 MARQUETTE	10:14.14	Andy Knorr, Kyle Baker Tony Findlay, Mark Courtad	
Casey Rakoczy, Jerry Crimmins Josh Painter, John Mroz		19 LEWIS	17:33.62
13 TULSA	10:14.24	Tom Boyd, Ryan Krietsch Bryce Baker, David O'Carroll	
Jon* Pillow, Loren Kool Adam Ellison, Ryan Siler		20 BRADLEY	17:43.70
14 DETROIT MERCY	10:26.49	Brian Mullins, Andrew Snyder William Anderson, Scott Cook	
Corey Stedman, Alex McLean Mark Risch, Jeff Keith		21 PURDUE	17:58.32
15 VALPARAISO	10:29.13	Chris Cozort, Dan Jones Juan Walker, Tony Ginn	
Carl Neuman, Kerron Stokes Paul Kotik, James Leifheit			
16 WESTERN ILLINOIS	10:39.25		
Jeff Green, Jayson Leitzen Adam Finley, Pat Klimaszewski			

University & College Division Men's 4x1600 Meter Relay Finals

1 EASTERN MICHIGAN	16:28.91
Clive Bonelle, 4:08.7, Jason Boothroyd 4:11.5	
Paul McMullen, 4:09.3, Dominic Middleton 3:58.5	
2 OREGON	16:31.07
Scott Nicholas, 4:07.5, Matt Davis 4:10.2 Rick Cantwell, 4:09.2, Ben Andrews 4:04.1	
3 IOWA STATE	16:41.24
Justin Gottschalk, 4:15.6, Ian Robinson 4:08.0	
Dmitry Drozdov, 4:07.6, Steve Brooks 4:10.5	
4 NEBRASKA	16:51.31
Chad Jansen, 4:13.8, David Itffa 4:10.6 Brady Bonsall, 4:12.9, Kevin Müller 4:14.1	
5 MICHIGAN STATE	16:53.27
Chris Lett, 4:08.0, Pat Hoard 4:15.5 Pat Hoard, 4:14.8, Jim Marcero 4:14.7	
6 GEORGETOWN	17:01.51
Matt Doherty, Kevin Jermyn Andy Heily, Scott McLeod	
7 MISSOURI	17:04.16
John Crawford, 4:14.2, Joe Hofeditz 4:10.8 Doug Hunsicker, 4:21.1, Ryan Terry 4:18.1	
8 SOUTHWEST MISSOURI STATE	17:08.59
Jeff Wacker, Chad Gardner Scott Stevener, Tom Kennedy	
9 INDIANA STATE	17:08.84
Scott Steinhardt, David Birke Jason Ross, George Condy	
10 LOYOLA	17:10.18
Joe DeLeon, 4:09.9, Steffan Hacker Dan Hoarty, 4:15.6, Tim Kennedy	
11 IOWA	17:12.49
Jared Pittman, Dave Novotny Chad Feeldy, Matt Marquardt	
12 MANKATO STATE	17:16.16
Jon Keillor, Shannon Van Essen Rick Esponda, Joe Alexander	
13 MARQUETTE	17:16.60
John Wenzel, Hans Van Zanten Jamie Hassinger, Houston Barber	
14 WISCONSIN-MILWAUKEE	17:17.25
Tim Kenney, Cory Peterson Keith Zeise, Kelly Kinas	
15 TULSA	17:20.22
Jon* Pillow, Ryan Siler Adam Ellison, Mark Magnuson	

University & College Division Men's 4x110m Hurdle Relay Finals

1 EASTERN MICHIGAN	57.71
Ranjeet Randhawa, Sam Sheffer Eric Thompson, James Grady	
2 NORTHERN IOWA	57.83
Ryan Santi, Jim Lieberman Alex Garn, Joey Woody	
3 PURDUE	58.38
Adm Cornel, Myron McClure Sam Killin, Bryant Barnes	
4 NEBRASKA WESLEYAN	1:00.13
Bob Anderson, Brandon Schroer Bren Chambers, Adam Decker	

Preliminary Heat 1

1 EASTERN MICHIGAN	59.45
Ranjeet Randhawa, Sam Sheffer Eric Thompson, James Grady	
2 AUGUSTANA-ILL	1:02.36
Jesse Heath, Scott Nowicki Kurt Whalen, Jim Weber	
3 BEMIDJI STATE	1:02.41
Todd Reiland, Matt Roforth John Nies, Ralph Beers	

Preliminary Heat 2

1 NORTHERN IOWA	58.65
Ryan Santi, Jim Lieberman Alex Garn, Joey Woody	
2 PURDUE	1:00.35
Bryant Barnes, Adam Cornell Sam Killin, Myron McClure	
3 NEBRASKA WESLEYAN	1:00.56
Bob Andersen, Brenn Chambers Adam Decker, Brandon Schroer	

College Division Men's 4x100 Meter Relay Finals

1 NORTH DAKOTA STATE	41.47 ✓
Matt Ness, Brent Parmer Jeremy Harms, Tim Jacobsen	
2 HASTINGS	41.56 ✓
Josh Kitchen, Craig Taylor Scott Johnson, Allen Haynes	
3 WISCONSIN-STEVENS POINT	41.62 ✓
Dennis Lettner, Reggie Nichols William Green, Craig Huelsman	
4 ST. CLOUD STATE	41.67 ✓
Bob Ewings, Greg Kimbrough Brian Schuster, Keith Williams	
5 MANKATO STATE	41.68 ✓
Charles Zheng, Eric Johnson, Ryan Scott Reggie Patterson,	

6. CENTRAL	41.72 ✓
Brent Ferneau, Ryan Erickson Dan Zimmerman, Eddie Heim	
7 KENTUCKY STATE	41.77
Ramon Johnson, Lamont Brown Anthony Davis, Michael Hayden	
8 NEBRASKA WESLEYAN	42.38
Andy Heydenberk, Mike Reed Adam Decker, Scott Nelson	

Preliminary Heat 1

1 KENTUCKY STATE	41.95
Ramon Johnson, Lamont Brown Anthony Davis, Michael Hayden	
2 MANKATO STATE	41.96
Reggie Patterson, Eric Johnson Charles Zheng, Ryan Scott	
3 ST. OLAF	42.24
Bryan Bass, Rob Glover Travis Zorn, John Holland	
4 AUGUSTANA-ILL	43.01
David Walton, Mark Zernke Corey Christenson, Rob Lee	
5 GUSTAVUS ADOLPHUS	43.40
Trell Jackson, Kyle Skiermont Mark Ohlmann, Jason Meek	
6 BETHEL	43.41
Joel Drew, Steve Leonard Christian Johnson, Glenn Stewart	
7 LEWIS	45.42
Todd Beavers, Courtney Brown Bob Politza, Leon Davis	

Preliminary Heat 2

1	41.58 ✓
Matt Ness,	
2 NORTH DAKOTA STATE	41.58
Brent Parmer, Jeremy Harms Tim Jacobsen,	
3 SOUTH DAKOTA	42.21
Dave Sehr, Manuel Williams Mark Hall, Jeff Tiaht	
4 DOANE	42.30
Greg Albright, Eric Kincade Jered Salazar, Dave Budler	
5 NORTHERN STATE	42.44
Jim Torsney, Tom Skoog Josh Trandall, Chad Hauger	
6 MONMOUTH	42.78
David Thompson, Shane Bertelsen Jason Ostrander, Andy Knowles	
7 ST. THOMAS	43.21
Darrick Cornelius, Shannon Rainey Shanti Rainey, Dave Bogie	

Preliminary Heat 3

1 CENTRAL	41.64 ✓
Brent Ferneau, Ryan Erickson Dan Zimmerman, Eddie Heim	
2 HASTINGS	41.71 ✓
Josh Kitchen, Craig Taylor Scott Johnson, Allen Haynes	
3 NEBRASKA WESLEYAN	42.16
Andy Heydenberk, Mike Reed Adam Decker, Scott Nelson	
4 WISCONSIN-STOUT	42.63
Terry Anders, Mike Hallingstad Chris Valois, Jesse Witcraft	
5 SOUTH DAKOTA STATE	42.70
Dean Herrboldt, Jason Gengerke Dan Nesvold, Mike Freeman	
6 MACALESTER	43.79
Justin Butler, Richmond Sarpong Chris Link, Ed West	

Preliminary Heat 4

1 WISCONSIN-STEVENS POINT	41.49
Dennis Lettner, Reggie Nichols William Green, Craig Huelsman	
2 ST. CLOUD STATE	42.17
Bob Ewings, Greg Kimbrough Brian Schuster, Keith Williams	
3 SIMPSON	42.23
Corey Carrell, Chris Klein Greg Feldman, Pat Camp	
4 WISCONSIN-LA CROSSE	42.33
Brett Altergott, Saul Banashak Tyler Baseley, Rob Bean	
5 WISCONSIN-EAU CLAIRE	42.87
Jason Krumholz, Chad Knutson John Houwers, Matt Pronschinske	
6 BUENA VISTA	43.09
Brad Haugen, Brian Stodola Tom Grafft, Henry Johnson	

College Division Men's 4x200 Meter Relay Finals

1 OKLAHOMA BAPTIST	1:26.06
Denton Guy-Williams, Emanuel Kharigub Ray Strauss, Zepee Mberiuana	
2 NORTH DAKOTA STATE	1:26.84
Jeremy Harms, Brent Parmer Shon Fandrich, Tim Jacobsen	
3 MANKATO STATE	1:26.89
Ryan Mosten, Charles Zheng, Eric Johnson, Ryan Scott	
4 ST. CLOUD STATE	1:26.98
Bob Ewings, Darren Brinker Greg Kimbrough, Keith Williams	
5 WISCONSIN-LACROSSE	1:27.35
Chip Tancil, Phil Vetterkind, Eric Gansen, Rob Bean	
6 KENTUCKY STATE	1:27.42
Lamont Brown, Ramon Johnson, Michael Hayden, Anthony Davis	
7 HASTINGS	1:27.56
Scott Johnson, Craig Taylor Josh Kitchen, Allen Haynes	
8 MONMOUTH	1:28.57
David Thompson, Toby Vallas Andy Knowles, Shane Bertelsen	

Preliminary Heat 1

1 WISCONSIN-LA CROSSE	1:27.2
Chip Tancil, Phil Vetterkind Eric Gansen, Rob Bean	
2 KENTUCKY STATE	1:28.3
Ramon Johnson, Anthony Davis Lamont Brown, Michael Hayden	
3 SOUTH DAKOTA STATE	1:28.8
Cole Hurley, Mike Freeman Dan Nesvold, Jason Gengerke	
4 GUSTAVUS ADOLPHUS	1:29.6
Scott Colbert, Kyle Skiermont Mark Ohlmann, Jason Meek	
5 WISCONSIN-STEVENS POINT	1:31.4
William Green, Mike Warta Dennis Lettner, Jason Hull	
6 COE	1:32.6
Mike Ferry, Greg Swartzendruber Brian Collier, Darin Astor	

Preliminary Heat 2

1 OKLAHOMA BAPTIST	1:26.4
Zepee Mberiuana, Emanuel Kharigub Ray Strauss, Denton Guy-Williams	
2 ST. CLOUD STATE	1:26.8
Bob Ewings, Darren Brinker Greg Kimbrough, Keith Williams	
3 HASTINGS	1:27.4
Scott Johnson, Craig Taylor Josh Kitchen, Allen Haynes	

4 CENTRAL	1:28.6	5 LEWIS	3:17.93
Jon Klaassen, Eddie Heim Mike Hodson, Jay Rhoten		Todd Beavers, Jared Reynolds Courtney Brown, Bob Politza	
5 GRACELAND	1:30.1	6 NORTHERN STATE	3:18.26
Scott Ryan, Tom Drake Mark Wireman, Steve Menya		Josh Trandall, Tom Skoog Jim Vanderwoude, Chad Hauger	
6 NORTH DAKOTA	1:30.3	7 WARTBURG	3:18.28
Chad Loosmore, Cory Ravnaas K.C. Homiston, Trace Johnson		Steve Boblenz, Chris Shannon Josh Watters, Chad Williams	
7 ST. JOHN'S	1:30.6	8 COE	3:23.94
Paul Jones, Erik Brown Chris Carda, Jevone Williams		Chad Willeford, Vonzel Johnson Steve Golas, Darin Astor	

Preliminary Heat 3

1 NORTH DAKOTA STATE	1:27.6
Jeremy Harms, Brent Parmer Shon Fandrich, Tim Jacobsen	
2 MANKATO STATE	1:27.6
Charles Zheng, Eric Johnson Ryan Mosten, Ryan Scott	
3 MONMOUTH	1:27.9
David Thompson, Toby Vallas Shane Bertelsen, Andy Knowles	
4 BETHEL	1:28.2
Christian Johnson, Steve Leonard John Wahlstrom, Glenn Stewart	
5 ST. OLAF	1:28.9
Bryan Bass, Rob Glover Travis Zorn, John Holland	
6 MORNINGSIDE	1:29.5
Pete Haack, Josh Willis Chad Kramer, Chris Newton	
7 WARTBURG	1:29.6
Steve Boblenz, Todd McClain Brian Muller, Chris Shannon	
8 SIMPSON	1:31.1
Corey Carrell, Greg Feldman K. C. Powell, Pat Camp	

Preliminary Heat 2

1 AUGUSTANA-SD	3:11.94
Thabani Gonye 47.3, Matt Blumer 49.3 John Skjelvagg 48.3, Tom Dow 47.0	
2 ST. OLAF	3:18.32
Ryan Moore, Ben Danielson Gavin Bady, Rob Glover	
3 AUGUSTANA-ILL	3:18.40
Nate Hurt 50.0, Mark Zemke 49.8 Brett Dailey 51.3, Rob Lee 51.3	
4 NORTHWESTERN-IA	3:18.50
Jason Bradley, 49.9, Jon Oostra 49.2 Terry Dykstra, 49.6, Bryant Engelman 49.8	
5 WISCONSIN-STEVENS POINT	3:19.46
Parker Hansen, 50.2, Chad Robran 49.8 Brett Witt, 51.0, Craig Huelsman 48.4	
6 SOUTH DAKOTA STATE	3:20.20
Jason Gengerke, Dan Nesvold Casey Eitemiller, Cole Hurley	
7 BETHEL	3:20.51
Steve Leonard, John Wahlstrom Jason Boatman, Glenn Stewart	

Preliminary Heat 3

1 OKLAHOMA BAPTIST	3:14.90
Larry McFarlin, Aaron Day Martin Reid, Ray Strauss 47.0	
2 DOANE	3:16.14
Eric Kincade, 49.8, Dan Marousek 48.6 Jered Salazar, 49.3, Dave Budler 48.3	
3 WISCONSIN-STOUT	3:16.82
Chris Valois, Mike Hallingstad Jesse Witcraft, Terry Anders	
4 WISCONSIN-LA CROSSE	3:18.32
Rob Bean, 50.6, Chip Tancil 48.7 Eric Gansen, 50.5, Scott Kazik 48.6	
5 NORTH CENTRAL	3:19.14
Frank Pettaway, 50.8, Brian Johnson 48.2 Nate Breed, 50.0, Justin Gillam 50.0	
6 BUENA VISTA	3:19.36
Brian Stodola, 50.3, Brian Schmalbeck 50.1 Chad Hisler, 50.8, Henry Johnson 48.5	
7 CENTRAL	3:24.11
Curt Pakkabier, 51.4, Steve Brand 51.6 Mark Fairley, 50.9, Joe O'Neill 50.2	
8 ST. JOHN'S	3:25.53
Paul Jones, 51.8, Erik Brown 52.5 Paul LeTendre, 40.0, Chris Carda 51.8	

College Division Men's 4x400 Meter Relay Finals

1 AUGUSTANA-SD	3:11.74
Thabani Gonye, 49.0, Matt Blumer 47.9 John Skjelvaag, 48.0, Tom Dow 47.0	
2 OKLAHOMA BAPTIST	3:12.48
Larry McFarlin, 48.2, Zepee Mberiuana 48.5 Emanuel Kharigub, 48.0, Ray Strauss 47.6	
4 DOANE	3:16.72
Eric Kincade, Dan Marousek Jered Salazar, Dave Budler	
5 WISCONSIN-STOUT	3:17.49
Chris Valois, 50.9, Mike Hallingstad 49.3 Jesse Witcraft, 49.9, Terry Anders 47.4	
6 SOUTH DAKOTA	3:17.65
Dave Sehr, Travis Kasch Jeff Tiaht, Manuel Williams	
7 NEBRASKA WESLEYAN	3:18.79
Andy Heydenberk, 50.6, Mike Reed 47.7 Rusty Moore, 50.9, Scott Nelson 49.6	
8 MORNINGSIDE	3:19.47
Chad Kramer, Matt Campbell Josh Dickinson, Josh Willis	

Preliminary Heat 1

1 NEBRASKA WESLEYAN	3:16.38
Jim Galyen, 50.2, Todd May 49.5 Rusty Moore, 48.5, Scott Nelson 48.1	
2 SIMPSON	3:16.55
Greg Feldman, 50.2, Corey Carrell 48.7 Pat McDermott, 48.9, Pat Camp 48.7	
3 SOUTH DAKOTA	3:17.26
Nathan Smith, 50.2, Travis Kasch 49.6 Jeff Tiaht, 48.9, Manuel Williams 48.6	
4 MORNINGSIDE	3:17.31
Chad Kramer, 49.7, Matt Campbell 49.7 Josh Dickinson, 49.4, Josh Willis 48.6	

College Division Men's 4x800 Meter Relay Finals

1 AUGUSTANA-SD	7:38.56
John Dovenmuehler, 1:58.2, Preben Lilleberg 1:54.5 Joel Vander Koel, 1:58.8 Tom Dow 1:59.1	
2 MINNESOTA-DULUTH	7:39.46
George Hansen, 1:58.2, Andy Hopkins 1:53.3 Pat Bergen, 1:54.8, Nick Anderson 1:53.2	
3 WARTBURG	7:42.73
Jason MacTaggart, 1:56.7, Matt Wiley 1:54.4 Derek Oden, 1:57.2 Josh Watters 1:57.4	

4	COE	7:43.21	3	MACALESTER	3:31.5
	Todd Henecke, 1:56.0, Vonzel Johnson 1:55.0			Richmond Sarpong, Ed West	
	Chad Kellogg, 1:55.2, Chris Wolfe 1:56.1			Chris Link, 49.1, Bob Elsinger 1:57.2	
5	LUTHER	7:43.30	4	AUGSBURG	3:33.6
	Mark Sundet, Brian Anderson			Chad Jackson, Andrew Anthony	
	Rudy Espino, Brent McGrew			Jason Exley, 53.7, Roba Bati 1:54.4	
6	WISCONSIN-OSHKOSH	7:45.09	5	NORTHERN STATE	3:34.6
	Shawn Wolfgram, 1:54.2, Tom Klaas 1:57.2			Jim Torsney, Jim Vanderwoude	
	Dan Kramer, 1:54.4 Steve Danza 1:56.3			Walt Dansby, Ross Barnett 1:58.0	
7	ST. CLOUD STATE	7:46.45	6	NEBRASKA WESLEYAN	3:35.2
	Chad Bartels, Bill Potts			Brandon Schroer, Andy Heydenberk	
	Mike Jendro, Ryan Przybilla			Chad Wemhoff, 50.3, Joe Verzal 2:00.4	
8	NORTH DAKOTA	7:51.25	7	MONMOUTH	3:36.9
	Byron Severson, Chad Heltemes			Andy Knowles, Shane Bertelsen	
	Josh Jorde, Brad Lies			Toby Vallas, 49.5, David Kimber 2:00.9	
9	AUGUSTANA-ILL	7:51.77	Preliminary Heat 3		
	Doug Bickford, Ambo Bati		1	LEWIS	3:26.3
	Eric Misselot, David Nellis			Leon Davis, Bob Politza	
10	CONCORDIA-NB	7:55.80		Courtney Brown, 50.3, Ivars Baikovs 1:51.4	
	Travis Lebo, Danny Christensen		2	WARTBURG	3:26.6
	Aaron Schrader, Tommy Grabowski			Steve Boblenz, Chris Shannon	
				Chad Williams, 50.2, Josh Watters 1:49.3	

College Division Men's Sprint Medley Relay Finals


1	LEWIS	3:23.59	3	HAMLIN	3:30.4
	Leon Davis, Courtney Brown			Josh Arneson, Eric Johnson	
	Bob Politza, 48.5, Ivars Baikovs 1:51.4			Mike Malmgren, 48.9, Steve Doherty 1:56.6	
2	OKLAHOMA BAPTIST	3:23.72	4	CONCORDIA-NB	3:32.6
	Zepee Mberiuana, Emanuel Kharigub			Todd Puck, Travis Lebo	
	Ray Strauss, 47.9, Martin Reid 1:52.0			Frank Wilson, 50.9, Tommy Grabowski 1:56.4	
3	WISCONSIN-STEVENS POINT	3:24.14	5	GRACELAND	3:35.7
	Reggie Nichols, Craig Huelsman			Scott Ryan, Mark Wireman	
	Brett Witt, 48.4, Josh Tebo 52.6			Scott Byrum, 52.0, Steve Menya 1:59.7	
4	AUGUSTANA-ILL	3:25.62	6	DORDT	3:40.0
	Nate Hurt, Mark Zemke			Ben Christoffels, Matt Howerzyl	
	Rob Lee, 48.9, Ambo Bati 1:52.1			Jamey Schiebout, 53.8, Todd Schemper 2:00.7	
5	CENTRAL	3:25.68		AUGUSTANA-SD	dq-3:27.9
	Dan Zimmerman, Ryan Erickson			Thabani Gonye, Matt Blumer	
	Brent Ferneau, 46.6, Nathan Smith 1:54.0			John Skjelvaag, 49.1, Preben Lilleberg 1:56.4	
6	KENTUCKY STATE	3:29.26	Preliminary Heat 4		
	Ramon Johnson, Lamont Brown&&		1	WISCONSIN-STEVENS POINT	3:26.5
	Anthony Davis, 49.3, Ron Clemons 1:55.7			Reggie Nichols, Craig Huelsman	
7	WARTBURG	3:29.45		Brett Witt, 49.2, Josh Tebo 1:53.9	
	Steve Boblenz, Chris Shannon&& Chad Williams, 49.7, Josh Watters 1:54.7		2	KENTUCKY STATE	3:28.7
8	DOANE	3:30.10		Ramon Johnson, Lamont Brown	
	Eric Kincade, Jered Salazar&& Dave Budler, Bryan Cranny 1:58.3			Anthony Davis, Ron Clemons	
Preliminary Heat 1					
1	OKLAHOMA BAPTIST	3:27.8	3	BUENA VISTA	3:29.9
	Zepee Mberiuana, Emanuel Kharigub			Brian Stodola, Brad Haugen	
	Martin Reid, Ray Strauss 1:55.4			Henry Johnson, 48.9, Brian Davenport 1:55.8	
2	DOANE	3:29.1	4	SIOUX FALLS	3:29.9
	Eric Kincade, Jered Salazar			Chris Duffey, Ralph Cullors	
	Dave Budler, 48.9, Bryan Cranny 1:56.7			Larry Wilson, 51.6, Mark Blakely 1:52.6	
3	ST. THOMAS	3:30.5	5	LORAS	3:34.6
	Darrick Cornelius, Shanti Rainey			Kevin Coy, Charles Fisher	
	Erik Rosenkranz, 49.9, Eric Hudson 2:01.0			John Flanagan, 51.4, Andy Kauder 1:58.9	
4	ST. CLOUD STATE	3:31.7	6	OKLAHOMA CHRISTIAN	3:35.9
	Jeff Kobliska, Josh Westling			Scott Huston, Damon Sims	
	Joe Seifert, 50.0, Ryan Przybilla 1:56.5			David Lynn, 50.0, Ricky Heins 2:02.0	
5	NORTH CENTRAL	3:32.1	Preliminary Heat 5		
	Rafeal Williams, Brian Johnson		1	AUGUSTANA-ILL	3:26.3
	Frank Pettaway, 50.0, Justin Gillam 1:57.5			Nate Hurt, Mark Zemke	
	LUTHER	dnf		Rob Lee, 48.7, Ambo Bati 1:52.8	
	Bob Den Hartog, Pat Hageman		2	CARLETON	3:29.3
	Chris Cinnamo, 50.0, Brent McGrew			Josh Bookin, Nate Chiappa	
				Peter Imle, 49.3, Zach Jones 1:55.1	
Preliminary Heat 2					
1	CENTRAL	3:26.8	3	NORTHWESTERN-IA	3:30.3
	Dan Zimmerman, Brent Ferneau			Jason Bradley, Jeremy Bolluyt	
	Ryan Erickson, 48.7, Nathan Smith 1:54.9			Greg Terpstra, 50.5, Bryant Engelman 1:55.4	
2	NORTH DAKOTA	3:29.8			
	Chad Loosmore, Cory Ravnaas				
	Brad Lies, 50.7, Byron Severson 1:54.4				

4	ST. JOHN'S Paul LeTendre, Jevone Williams Paul Jones, 50.5, Aric Katterhagen 1:57.3	3:31.9	20	BUENA VISTA Scott Fuller, Henry Johnson Brian Davenport, Brian White	10:24.85
5	SOUTH DAKOTA STATE Dan Nesvold, Brad Kruse Jason Gengerke, 49.6, Don Schmeichel 1:58.3	3:34.0	21	ST. CLOUD STATE Tom Newman, Darren Brinker Bill Potts, Chad Bartels	10:25.74
6	COE Darin Astor, Brian Collier Mike Ferry, 49.9, Greg Swartzendruber 57.8	3:34.7	22	AUGUSTANA-ILL Doug Bickford, 3:04.3, Nate Hurt 50.3 Eric Misfeldt, 2:00.8, David Nellis 4:25.1	10:25.76
			23	OKLAHOMA CHRISTIAN Royce Carter, David Lynn Ricky Heins, Tommy Gooch	10:31.65
			24	NORTHWESTERN-IA Marlon Haverdink, Ty Denney Brent Van Hauen, Daron DeJong	10:32.45
			25	MORNINGSIDE Bob Mangan, Mike Msuya Pete Haack, Kevin Etcher	10:40.17

College Division Men's Distance Medley Relay Finals

1	LEWIS Ivars Baikovs, 3:01.6, Bob Politza, 49.0 Jared Reynolds, 1:58.2, Charles Mulinga 4:10.5	9:59.39
2	MANKATO STATE Rick Esponda, Jon Keillor Dan Kovacich, Ryan Scott	10:02.51
3	CAL POLY-POMONA Rondie Gibbs, 3:06.2, Brian Peterson 48.2 Tom Graber, 1:54.3, Cliff Curtis 4:16.2	10:05.25
4	SOUTH DAKOTA Eric Cheismet, Manuel Williams Dan Carlson, Phil Hasenkamp	10:05.47
5	MINNESOTA-DULUTH Andy Hopkins, Wayne Robke Nick Anderson, George Hanson	10:07.36
6	OKLAHOMA BAPTIST Jeremy Hughley, Aaron Day Martin Reid, Chance Rush	10:11.76
7	WISCONSIN-STEVENS POINT Jess Christensen, 3:05.7, Jeff Constable 48.8 Jeremie Johnson, 1:59.7, Brian Thill 4:18.1	10:11.80
8	CONCORDIA-NB Danny Christensen, Frank Wilson Travis Lebo, Tommy Grabowski	10:12.47
9	LUTHER Mark Sundet, Chris Cinnamon Rudy Espino, Brent McGrew	10:12.52
10	WISCONSIN-OSHKOSH Tony Bolz, Steve Danza Shawn Wolfgram, Andy Esten	10:12.60
11	NORTH CENTRAL John Weigel, 3:11.7, Brian Johnson 48.6 Kyle Todd, 1:55.9, Jim Dickerson 4:17.6	10:13.89
12	CARLETON Dan Virnig, Zach Jones Bill Martin, Kevin Theissen	10:14.04
13	SOUTH DAKOTA STATE Don Schmeichel, Mike Freeman Casey Eitemiller, Gary Mitchell	10:19.62
14	NEBRASKA WESLEYAN Zac Roberts, Jim Galyen Todd May, Randy Steele	10:19.85
15	WARTBURG Jason MacTaggart, Matt Wiley Steve Boblenz, Derek Oden	10:21.12
16	ST. THOMAS Colby Linneman, Erik Rosenkranz Eric Bunce, Jeff Renlund	10:21.45
17	HAMLIN Tom Goeldt, 3:06.4, Mike Malmgren 48.8 Steve Doherty, 1:57.0, Toby Selix 4:29.5	10:21.84
18	WISCONSIN-LA CROSSE Pat Nowak, 3:14.8, Rob Bean 49.5 Brad Wilson, 2:00.6, Dave Reybrock 4:16.9	10:21.87
19	NORTH DAKOTA Chad Heltemes, Brad Lies Byron Severson, Eric Sondag	10:23.06

1995 DRAKE RELAYS



Multi-Event Results

April 26-27, 1995; Drake Stadium,
Des Moines, Iowa

"America's Athletic Classic"

1995 Drake Relays Heptathlon

Weather 4/26: rain, 50°, 100% relative humidity, Wind: NE at 6 mph

Weather 4/27: Partly Sunny, 50°, 48% relative humidity, Wind: W at 17 mph gusting to 21 mph

<p>Corissa Yasen Purdue Bib#: 2975 Grade: Competing Total Points: 5326 Overall Place: 1 100m HURD 15.27 sec () Points: 806 Place: 8 HIGH JUMP 1.82 meters 5'11.50" Points: 1003 Place: 1 SHOT PUT 9.29 meters 30'05.75" Points: 483 Place: 5 200 MTR 26.06 sec (+1.33) Points: 792 Place: 2 ----- DAY 2 ----- LONG JUMP 5.32 meters 17'05.50" () Points: 648 Place: 3 JAVELIN 43.14 meters 141'06" Points: 728 Place: 2 800 MTR 2:16.90 Points: 866 Place: 1</p>	<p>Denise Steenstra St. Joe's TC Bib#: 1414 Grade: Competing Total Points: 5225 Overall Place: 2 100m HURD 14.56 sec () Points: 901 Place: 2 HIGH JUMP 1.67 meters 5'05.75" Points: 818 Place: 2 SHOT PUT 10.98 meters 36'00.25" Points: 594 Place: 2 200 MTR 25.21 sec (+2.12) Points: 868 Place: 1 ----- DAY 2 ----- LONG JUMP 5.47 meters 17'11.50" () Points: 691 Place: 1 JAVELIN 35.30 meters 115'10" Points: 577 Place: 3 800 MTR 2:23.52 Points: 776 Place: 2</p>	<p>Angela Elting Illinois State Bib#: 2419 Grade: SR Competing Total Points: 4988 Overall Place: 3 100m HURD 14.90 sec () Points: 855 Place: 4 HIGH JUMP 1.46 meters 4'09.50" Points: 577 Place: 10 SHOT PUT 11.82 meters 38'09.50" Points: 649 Place: 1 200 MTR 26.63 sec (+2.47) Points: 743 Place: 6 ----- DAY 2 ----- LONG JUMP 5.35 meters 17'06.75" () Points: 657 Place: 2 JAVELIN 44.84 meters 147'01" Points: 760 Place: 1 800 MTR 2:25.72 Points: 747 Place: 3</p>	<p>Mel Mueller Oshkosh, WI Bib#: 86 Grade: Competing Total Points: 4749 Overall Place: 4 100m HURD 14.39 sec () Points: 924 Place: 1 HIGH JUMP 1.64 meters 5'04.50" Points: 783 Place: 4 SHOT PUT 9.96 meters 32'08.25" Points: 527 Place: 3 200 MTR 26.76 sec (+2.12) Points: 732 Place: 7 ----- DAY 2 ----- LONG JUMP 5.29 meters 17'04.25" () Points: 640 Place: 4 JAVELIN 31.54 meters 103'06" Points: 506 Place: 5 800 MTR 2:34.56 Points: 637 Place: 9</p>
--	---	--	--

1995 Drake Relays Heptathlon

Weather 4/26: rain, 50°, 100% relative humidity, Wind: NE at 6 mph

Weather 4/27: Partly Sunny, 50°, 48% relative humidity, Wind: W at 17 mph gusting to 21 mph

<p>Kim Wallace Augustana TC Bib#: 96 Grade: Competing Total Points: 4536 Overall Place: 5 100m HURD 14.89 sec () Points: 856 Place: 3 HIGH JUMP 1.61 meters 5'03.25" Points: 747 Place: 5 SHOT PUT 8.90 meters 29'02.50" Points: 458 Place: 8 200 MTR 26.15 sec (+2.12) Points: 784 Place: 4 ----- DAY 2 ----- LONG JUMP 5.08 meters 16'08.00" () Points: 581 Place: 8 JAVELIN 31.92 meters 104'09" Points: 513 Place: 4 800 MTR 2:37.92 Points: 597 Place: 12</p>	<p>Stefanie Doty Western Michigan Bib#: 3272 Grade: SR Competing Total Points: 4495 Overall Place: 6 100m HURD 15.00 sec () Points: 842 Place: 5 HIGH JUMP 1.55 meters 5'01.00" Points: 678 Place: 7 SHOT PUT 9.16 meters 30'00.75" Points: 475 Place: 7 200 MTR 26.77 sec (+1.97) Points: 731 Place: 8 ----- DAY 2 ----- LONG JUMP 4.90 meters 16'01.00" () Points: 532 Place: 9 JAVELIN 30.76 meters 100'11" Points: 491 Place: 6 800 MTR 2:25.81 Points: 746 Place: 4</p>	<p>Mandy Scott Southwest Missouri State Bib#: 3120 Grade: Competing Total Points: 4471 Overall Place: 7 100m HURD 15.19 sec () Points: 817 Place: 6 HIGH JUMP 1.67 meters 5'05.75" Points: 818 Place: 2 SHOT PUT 9.19 meters 30'02.00" Points: 477 Place: 6 200 MTR 26.12 sec (+2.47) Points: 787 Place: 3 ----- DAY 2 ----- LONG JUMP 5.15 meters 16'10.75" () Points: 601 Place: 6 JAVELIN 23.94 meters 78'06.50" Points: 362 Place: 9 800 MTR 2:36.87 Points: 609 Place: 11</p>	<p>Kathleen Ollendick Blacksburg, VA Bib#: 87 Grade: Competing Total Points: 4258 Overall Place: 8 100m HURD 15.22 sec () Points: 813 Place: 7 HIGH JUMP 1.58 meters 5'02.25" Points: 712 Place: 6 SHOT PUT 9.74 meters 31'11.50" Points: 512 Place: 4 200 MTR 27.52 sec (+1.97) Points: 669 Place: 11 ----- DAY 2 ----- LONG JUMP 4.67 meters 15'04.00" () Points: 472 Place: 11 JAVELIN 24.90 meters 81'08.50" Points: 380 Place: 8 800 MTR 2:29.40 Points: 700 Place: 6</p>
--	--	--	--

1995 Drake Relays Heptathlon

Weather 4/26: rain, 50°, 100% relative humidity, Wind: NE at 6 mph

Weather 4/27: Partly Sunny, 50°, 48% relative humidity, Wind: W at 17 mph gusting to 21 mph

Sarah Schnare	Kendra Stannard	Marlo Mazur	Janet Genske
Drake	Northern Iowa	Western Illinois	Drake
Bib#: 2320	Bib#: 2008	Bib#: 3247	Bib#: 2307
Grade: FR	Grade: FR	Grade:	Grade:
Competing	Competing	Competing	Competing
Total Points: 4020	Total Points: 3894	Total Points: 3876	Total Points: 3737
Overall Place: 9	Overall Place: 10	Overall Place: 11	Overall Place: 12
100m HURD	100m HURD	100m HURD	100m HURD
15.39 sec ()	17.09 sec ()	15.76 sec ()	16.63 sec ()
Points: 791	Points: 586	Points: 744	Points: 639
Place: 9	Place: 12	Place: 10	Place: 11
HIGH JUMP	HIGH JUMP	HIGH JUMP	HIGH JUMP
1.43 meters	1.40 meters	1.52 meters	1.55 meters
4'08.25"	4'07.00"	4'11.75"	5'01.00"
Points: 544	Points: 512	Points: 644	Points: 678
Place: 11	Place: 12	Place: 9	Place: 7
SHOT PUT	SHOT PUT	SHOT PUT	SHOT PUT
7.95 meters	8.89 meters	8.30 meters	7.22 meters
26'01.00"	29'02.00"	27'02.75"	23'08.25"
Points: 396	Points: 457	Points: 419	Points: 349
Place: 12	Place: 9	Place: 11	Place: 13
200 MTR	200 MTR	200 MTR	200 MTR
27.04 sec (+1.97)	26.38 sec (+2.47)	28.17 sec (+1.33)	28.40 sec (+1.33)
Points: 708	Points: 764	Points: 617	Points: 600
Place: 9	Place: 5	Place: 12	Place: 13
----- DAY 2 -----	----- DAY 2 -----	----- DAY 2 -----	----- DAY 2 -----
LONG JUMP	LONG JUMP	LONG JUMP	LONG JUMP
5.11 meters	5.27 meters	4.83 meters	4.60 meters
16'09.25" ()	17'03.50" ()	15'10.25" ()	15'01.25" ()
Points: 589	Points: 634	Points: 514	Points: 454
Place: 7	Place: 5	Place: 10	Place: 12
JAVELIN	JAVELIN	JAVELIN	JAVELIN
21.14 meters	23.44 meters	22.00 meters	23.34 meters
69'04.25"	76'11.00"	72'02.25"	76'07.00"
Points: 310	Points: 353	Points: 326	Points: 351
Place: 13	Place: 10	Place: 12	Place: 11
800 MTR	800 MTR	800 MTR	800 MTR
2:30.91	2:38.71	2:36.67	2:32.18
Points: 682	Points: 588	Points: 612	Points: 666
Place: 7	Place: 13	Place: 10	Place: 8

1995 Drake Relays Heptathlon

Weather 4/26: rain, 50°, 100% relative humidity, Wind: NE at 6 mph

Weather 4/27: Partly Sunny, 50°, 48% relative humidity, Wind: W at 17 mph gusting to 21 mph

Stacy Pedersen

Doane

Bib#: 2291

Grade:

Competing

Total Points: 3683

Overall Place: 13

100m HURD

17.19 sec ()

Points: 575

Place: 13

HIGH JUMP

1.37 meters

4'06.00"

Points: 481

Place: 13

SHOT PUT

8.72 meters

28'07.50"

Points: 446

Place: 10

200 MTR

27.43 sec (+2.47)

Points: 676

Place: 10

----- DAY 2 -----

LONG JUMP

4.36 meters

14'03.75" ()

Points: 393

Place: 13

JAVELIN

25.30 meters

83'00"

Points: 388

Place: 7

800 MTR

2:27.51

Points: 724

Place: 5

1995 DRAKE RELAYS HEPTATHLON LONG JUMP RESULTS

4/27@11:52 AM

Software by Track-on-a-Mac...1-800-PETE-MAC

Place	Name-Team	Meters	Time/Feet	Event Pts.	Total Pts	Rank
1	Denise Steenstra, St. Joe's TC	5.47	17'11.50	691	3872	1
3	Corissa Yasen, Purdue	5.32	17'05.50	648	3732	2
4	Mei Mueller, Oshkosh, WI	5.29	17'04.25	640	3606	3
6	Mandy Scott, Southwest Missouri State	5.15	16'10.75	601	3500	4
2	Angela Elting, Illinois State SR	5.35	17'06.75	657	3481	5
8	Kim Wallace, Augustana TC	5.08	16'08.00	581	3426	6
9	Stefanie Doty, Western Michigan SR	4.90	16'01.00	532	3258	7
11	Kathleen Ollendick, Blacksburg, VA	4.67	15'04.00	472	3178	8
7	Sarah Schnare, Drake FR	5.11	16'09.25	589	3028	9
5	Kendra Stannard, Northern Iowa FR	5.27	17'03.50	634	2953	10
10	Marlo Mazur, Western Illinois	4.83	15'10.25	514	2938	11
12	Janet Genske, Drake	4.60	15'01.25	454	2720	12
13	Stacy Pedersen, Doane	4.36	14'03.75	393	2571	13

1995 DRAKE RELAYS HEPTATHLON JAVELIN RESULTS

4/27@1:11 PM

Software by Track-on-a-Mac...1-800-PETE-MAC

Place	Name-Team	Meters	Time/Feet	Event Pts.	Total Pts	Rank
2	Corissa Yasen, Purdue	43.14	141'06"	728	4460	1
3	Denise Steenstra, St. Joe's TC	35.30	115'10"	577	4449	2
1	Angela Elting, Illinois State SR	44.84	147'01"	760	4241	3
5	Mei Mueller, Oshkosh, WI	31.54	103'06"	506	4112	4
4	Kim Wallace, Augustana TC	31.92	104'09"	513	3939	5
9	Mandy Scott, Southwest Missouri State	23.94	78'06.50	362	3862	6
6	Stefanie Doty, Western Michigan SR	30.76	100'11"	491	3749	7
8	Kathleen Ollendick, Blacksburg, VA	24.90	81'08.50	380	3558	8
13	Sarah Schnare, Drake FR	21.14	69'04.25	310	3338	9
10	Kendra Stannard, Northern Iowa FR	23.44	76'11.00	353	3306	10
12	Marlo Mazur, Western Illinois	22.00	72'02.25	326	3264	11
11	Janet Genske, Drake	23.34	76'07.00	351	3071	12
7	Stacy Pedersen, Doane	25.30	83'00"	388	2959	13

1995 DRAKE RELAYS HEPTATHLON 800-METER RUN RESULTS

4/27@1:55 PM

Software by Track-on-a-Mac...1-800-PETE-MAC

Place	Name-Team	Meters	Time/Feet	Event Pts.	Total Pts	Rank
1	Corissa Yasen, Purdue		2:16.90	866	5326	1
2	Denise Steenstra, St. Joe's TC		2:23.52	776	5225	2
3	Angela Elting, Illinois State SR		2:25.72	747	4988	3
9	Mei Mueller, Oshkosh, WI		2:34.56	637	4749	4
12	Kim Wallace, Augustana TC		2:37.92	597	4536	5
4	Stefanie Doty, Western Michigan SR		2:25.81	748	4495	6
11	Mandy Scott, Southwest Missouri State		2:36.87	609	4471	7
6	Kathleen Ollendick, Blacksburg, VA		2:29.40	700	4258	8
7	Sarah Schnare, Drake FR		2:30.91	682	4020	9
13	Kendra Stannard, Northern Iowa FR		2:38.71	588	3894	10
10	Marlo Mazur, Western Illinois		2:36.67	612	3876	11
8	Janet Genske, Drake		2:32.18	686	3737	12
5	Stacy Pedersen, Doane		2:27.51	724	3683	13

1995 DRAKE RELAYS HEPTATHLON 100-METER HURDLE RESULTS

4/26@10:19 AM

Software by Track-on-a-Mac... 1-800-PETE-MAC

Place	Name-Team	Meters	Time/Feet	Event Pts.	Total Pts	Rank
1	Mel Mueller, Oshkosh, WI		14.39	924	924	1
2	Denise Steenstra, St. Joe's TC		14.56	901	901	2
3	Kim Wallace, Augustana TC		14.89	858	858	3
4	Angela Eiting, Illinois State SR		14.90	855	855	4
5	Stefanie Doty, Western Michigan SR		15.00	842	842	5
6	Mandy Scott, Southwest Missouri State		15.19	817	817	6
7	Kathleen Ollendick, Blacksburg, VA		15.22	813	813	7
8	Corissa Yessen, Purdue		15.27	806	806	8
9	Sarah Schnare, Drake FR		15.39	791	791	9
10	Mario Mazur, Western Illinois		15.78	744	744	10
11	Janet Genska, Drake		16.83	639	639	11
12	Kendra Stannard, Northern Iowa FR		17.09	586	586	12
13	Stacy Pedersen, Doane		17.19	575	575	13

1995 DRAKE RELAYS HEPTATHLON HIGH JUMP RESULTS

4/26@12:29 PM

Software by Track-on-a-Mac... 1-800-PETE-MAC

Place	Name-Team	Meters	Time/Feet	Event Pts.	Total Pts	Rank
1	Corissa Yessen, Purdue	1.82	5'11.50"	1003	1809	1
2	Denise Steenstra, St. Joe's TC	1.67	5'05.75"	818	1719	2
4	Mel Mueller, Oshkosh, WI	1.64	5'04.50"	783	1707	3
2	Mandy Scott, Southwest Missouri State	1.67	5'05.75"	818	1635	4
5	Kim Wallace, Augustana TC	1.81	5'03.25"	747	1603	5
6	Kathleen Ollendick, Blacksburg, VA	1.58	5'02.25"	712	1525	6
7	Stefanie Doty, Western Michigan SR	1.55	5'01.00"	678	1520	7
10	Angela Eiting, Illinois State SR	1.48	4'09.50"	577	1432	8
9	Mario Mazur, Western Illinois	1.52	4'11.75"	644	1388	9
11	Sarah Schnare, Drake FR	1.43	4'08.25"	544	1335	10
7	Janet Genska, Drake	1.55	5'01.00"	678	1317	11
12	Kendra Stannard, Northern Iowa FR	1.40	4'07.00"	512	1098	12
13	Stacy Pedersen, Doane	1.37	4'06.00"	481	1056	13

1995 DRAKE RELAYS HEPTATHLON SHOT PUT RESULTS

4/26@1:21 PM

Software by Track-on-a-Mac... 1-800-PETE-MAC

Place	Name-Team	Meters	Time/Feet	Event Pts.	Total Pts	Rank
2	Denise Steenstra, St. Joe's TC	10.98	36'00.25	594	2313	1
5	Corissa Yessen, Purdue	9.29	30'05.75	483	2292	2
3	Mel Mueller, Oshkosh, WI	9.96	32'08.25	527	2234	3
6	Mandy Scott, Southwest Missouri State	9.19	30'02.00	477	2112	4
1	Angela Eiting, Illinois State SR	11.82	38'09.50	649	2081	5
8	Kim Wallace, Augustana TC	8.90	29'02.50	458	2061	6
4	Kathleen Ollendick, Blacksburg, VA	9.74	31'11.50	512	2037	7
7	Stefanie Doty, Western Michigan SR	9.16	30'00.75	475	1995	8
11	Mario Mazur, Western Illinois	8.30	27'02.75	419	1807	9
12	Sarah Schnare, Drake FR	7.95	26'01.00	396	1731	10
13	Janet Genska, Drake	7.22	23'08.25	349	1666	11
9	Kendra Stannard, Northern Iowa FR	8.89	29'02.00	457	1555	12
10	Stacy Pedersen, Doane	8.72	28'07.50	446	1502	13

1995 DRAKE RELAYS HEPTATHLON 200-METER DASH RESULTS

4/26@2:33 PM

Software by Track-on-a-Mac... 1-800-PETE-MAC

Place	Name-Team	Meters	Time/Feet	Event Pts.	Total Pts	Rank
1	Denise Steenstra, St. Joe's TC		25.21	868	3181	1
2	Corissa Yessen, Purdue		26.06	792	3084	2
7	Mel Mueller, Oshkosh, WI		26.76	732	2966	3
3	Mandy Scott, Southwest Missouri State		26.12	787	2899	4
4	Kim Wallace, Augustana TC		26.15	784	2845	5
6	Angela Eiting, Illinois State SR		26.63	743	2824	6
8	Stefanie Doty, Western Michigan SR		26.77	731	2726	7
11	Kathleen Ollendick, Blacksburg, VA		27.52	669	2706	8
9	Sarah Schnare, Drake FR		27.04	708	2439	9
12	Mario Mazur, Western Illinois		26.17	617	2424	10
5	Kendra Stannard, Northern Iowa FR		26.38	764	2319	11
13	Janet Genska, Drake		28.40	600	2266	12
10	Stacy Pedersen, Doane		27.43	678	2178	13
	Lori Budd, Miami-FL				0	

1995 Drake Relays Heptathlon

Weather: rain, 50°, 100% relative humidity, Wind: NE at 6 mph

Denise Steensra St. Joe's TC Bib#: 1414 Grade: Competing	Total Points: 3181 Overall Place: 1	100m HURD 14.56 sec () Points: 901 Place: 2	HIGH JUMP 1.67 meters 5'05.75"	SHOT PUT 10.96 meters 36'00.25"	PUT Points: 594 Place: 2	200 MTR 25.21 sec () Points: 868 Place: 1	DAY 2	LONG JUMP meters ()	JAVELIN meters	Points: Place:	800 MTR Points: Place:
Corissa Yasen Purdue Bib#: 2975 Grade: Competing	Total Points: 3084 Overall Place: 2	100m HURD 15.27 sec () Points: 806 Place: 8	HIGH JUMP 1.82 meters 5'11.50"	SHOT PUT 9.29 meters 30'05.75"	PUT Points: 483 Place: 5	200 MTR 26.06 sec () Points: 792 Place: 2	DAY 2	LONG JUMP meters ()	JAVELIN meters	Points: Place:	800 MTR Points: Place:
Mel Mueller Oakhosh, WI Bib#: 86 Grade: Competing	Total Points: 2966 Overall Place: 3	100m HURD 14.39 sec () Points: 924 Place: 1	HIGH JUMP 1.64 meters 5'04.50"	SHOT PUT 9.96 meters 32'08.25"	PUT Points: 527 Place: 3	200 MTR 26.76 sec () Points: 732 Place: 7	DAY 2	LONG JUMP meters ()	JAVELIN meters	Points: Place:	800 MTR Points: Place:
Mandy Scott Southwest Missouri State Bib#: 3120 Grade: Competing	Total Points: 2899 Overall Place: 4	100m HURD 15.19 sec () Points: 817 Place: 6	HIGH JUMP 1.67 meters 5'05.75"	SHOT PUT 9.19 meters 30'02.00"	PUT Points: 477 Place: 6	200 MTR 26.12 sec () Points: 767 Place: 3	DAY 2	LONG JUMP meters ()	JAVELIN meters	Points: Place:	800 MTR Points: Place:

1995 Drake Relays Heptathlon

Weather: rain, 50°, 100% relative humidity, Wind: NE at 6 mph

Kim Wallace Augustana TC Bib#: 96 Grade: Competing	Total Points: 2845 Overall Place: 5	100m HURD 14.89 sec () Points: 856 Place: 3	HIGH JUMP 1.61 meters 5'03.25"	SHOT PUT 8.90 meters 29'02.50"	PUT Points: 458 Place: 8	200 MTR 26.15 sec () Points: 784 Place: 4	DAY 2	LONG JUMP meters ()	JAVELIN meters	Points: Place:	800 MTR Points: Place:
Angela Eling Illinois State Bib#: 2419 Grade: SR	Total Points: 2824 Overall Place: 6	100m HURD 14.90 sec () Points: 855 Place: 4	HIGH JUMP 1.46 meters 4'09.50"	SHOT PUT 11.82 meters 38'09.50"	PUT Points: 649 Place: 1	200 MTR 26.83 sec () Points: 743 Place: 6	DAY 2	LONG JUMP meters ()	JAVELIN meters	Points: Place:	800 MTR Points: Place:
Stefanie Doty Western Michigan Bib#: 3272 Grade: SR	Total Points: 2728 Overall Place: 7	100m HURD 15.00 sec () Points: 842 Place: 5	HIGH JUMP 1.55 meters 5'01.00"	SHOT PUT 9.16 meters 30'00.75"	PUT Points: 475 Place: 7	200 MTR 26.77 sec () Points: 731 Place: 8	DAY 2	LONG JUMP meters ()	JAVELIN meters	Points: Place:	800 MTR Points: Place:
Kathleen Offendick Blackaburg, VA Bib#: 87 Grade: Competing	Total Points: 2706 Overall Place: 8	100m HURD 15.22 sec () Points: 813 Place: 7	HIGH JUMP 1.58 meters 5'02.25"	SHOT PUT 9.74 meters 31'11.50"	PUT Points: 512 Place: 4	200 MTR 27.52 sec () Points: 669 Place: 11	DAY 2	LONG JUMP meters ()	JAVELIN meters	Points: Place:	800 MTR Points: Place:

1995 Drake Relays Heptathlon

Weather: rain, 50°, 100% relative humidity, Wind: NE at 6 mph

Sarah Schrare
Drake
Bib#: 2320
Grade: FR

Competing

Total Points: 2439
Overall Place: 9

100m HURD
15.39 sec ()

Points: 791
Place: 9

HIGH JUMP
1.43 meters

4'08.25"

Points: 544
Place: 11

SHOT PUT
7.95 meters

26'01.00"

Points: 398
Place: 12

200 MTR
27.04 sec ()

Points: 708
Place: 9

DAY 2

LONG JUMP
meters

()

Points:
Place:

JAVELIN
meters

Points:
Place: 800 MTR

Points:
Place:

Mario Mazur
Western Illinois
Bib#: 3247
Grade: FR

Competing

Total Points: 2424
Overall Place: 10

100m HURD
15.76 sec ()

Points: 744
Place: 10

HIGH JUMP
1.52 meters

4'11.75"

Points: 844
Place: 9

SHOT PUT
8.30 meters

27'02.75"

Points: 419
Place: 11

200 MTR
26.17 sec ()

Points: 817
Place: 12

DAY 2

LONG JUMP
meters

()

Points:
Place:

JAVELIN
meters

Points:
Place: 800 MTR

Points:
Place:

Kendra Stannard
Northern Iowa
Bib#: 2008
Grade: FR

Competing

Total Points: 2319
Overall Place: 11

100m HURD
17.09 sec ()

Points: 586
Place: 12

HIGH JUMP
1.40 meters

4'07.00"

Points: 512
Place: 12

SHOT PUT
8.89 meters

29'02.00"

Points: 457
Place: 9

200 MTR
26.38 sec ()

Points: 764
Place: 5

DAY 2

LONG JUMP
meters

()

Points:
Place:

JAVELIN
meters

Points:
Place: 800 MTR

Points:
Place:

Janet Genske
Drake
Bib#: 2307
Grade: FR

Competing

Total Points: 2266
Overall Place: 12

100m HURD
18.63 sec ()

Points: 639
Place: 11

HIGH JUMP
1.55 meters

5'01.00"

Points: 878
Place: 7

SHOT PUT
7.22 meters

23'08.25"

Points: 349
Place: 13

200 MTR
28.40 sec ()

Points: 600
Place: 13

DAY 2

LONG JUMP
meters

()

Points:
Place:

JAVELIN
meters

Points:
Place: 800 MTR

Points:
Place:

1995 Drake Relays Heptathlon

Weather: rain, 50°, 100% relative humidity, Wind: NE at 6 mph

Stacy Pedersen
Doane
Bib#: 2291
Grade: FR

Competing

Total Points: 2178
Overall Place: 13

100m HURD
17.19 sec ()

Points: 575
Place: 13

HIGH JUMP
1.37 meters

4'08.00"

Points: 481
Place: 13

SHOT PUT
8.72 meters

28'07.50"

Points: 448
Place: 10

200 MTR
27.43 sec ()

Points: 676
Place: 10

DAY 2

LONG JUMP
meters

()

Points:
Place:

JAVELIN
meters

Points:
Place: 800 MTR

Points:
Place:

Lori Budd
Miami-FL
Bib#: 2636
Grade: FR

Withdrawn

Total Points: 0
Overall Place:

100m HURD
sec ()

Points:
Place:

HIGH JUMP
meters

Points:
Place:

SHOT PUT
meters

Points:
Place:

200 MTR
sec ()

Points:
Place:

DAY 2

LONG JUMP
meters

()


Points:
Place:

JAVELIN
meters

Points:
Place: 800 MTR

Points:
Place:

1995 DRAKE RELAYS



Results Women's University and College Division

April 28-29, 1995, Drake Stadium,
Des Moines, Iowa

"America's Athletic Classic"

1995 DRAKE RELAYS

Drake University, Des Moines, Iowa

April 28-29

WOMEN'S UNIVERSITY-COLLEGE AND INVITATIONAL

FRIDAY WEATHER: MORNING - 48 degrees, 78% relative humidity, winds South at 12 mph. Party Sunny.

AFTERNOON - 60 degrees, 57% relative humidity, winds Southwest 15 mph. Party Sunny. Friday attendance--16,675

SATURDAY WEATHER: MORNING - 51 degrees, 74% relative humidity, winds South at 12 mph. AFTERNOON - 54 degrees, 69% relative humidity, winds Southeast at 13 mph. Some light rain. Attendance--18,000 (30th consecutive Saturday sellout)

Software by Track-on-a-Mac...1-800-PETE-MAC

University & College Division Women's 100 Meter Dash Finals

Wind - -1.19

1 Sevatheda Fynes, Eastern Michigan	SO	11.19
2 Karissa Owens, Kansas State	SO	11.75
3 Kathy Miller, Nebraska	JR	11.80
4 Natasha Shafer, Kansas	SR	11.86
5 Annette Hall, Nebraska	FR	11.91
6 LaReina Woods, Oregon	JR	11.92
7 Yolanda Hobbs, Iowa	SR	11.96
Vania Nelson, Eastern Michigan	SO	dnr

RECORD--Old Mark. :11.26, Sevatheda Fynes, Eastern Michigan, 1995p (11.42, Esther Jones, Louisiana State, 1989)

Preliminary Heat 1 (Wind: -0.37)

1 Sevatheda Fynes, Eastern Michigan	SO	11.26
2 Annette Hall, Nebraska	FR	11.84
3 Kathy Miller, Nebraska	JR	11.86
4 Vania Nelson, Eastern Michigan	SO	11.92
5 Cherylann Howard, De Paul	SR	12.03
6 Adrial Person, Oklahoma	SO	12.17
7 Tameka Borders, Ball State	JR	12.22
8 Trina Radske, Iowa State	FR	12.43

RECORD--Old Mark, 11.42, Esther Jones, Louisiana State, 1989

Preliminary Heat 2 (Wind: -1.04)

1 Karissa Owens, Kansas State	SO	11.70
2 Yolanda Hobbs, Iowa	SR	11.87
3 Jamila Godfrey, Oregon	JR	11.97
4 Sonja Graham, Illinois State	SR	12.05
5 Mikaela Perry, Alabama	SO	12.07
6 Lesley Batson, Southern Illinois	SO	12.27
7 Milan Wilder, Toledo	JR	12.32
8 Dianna Leftridge, Northern Iowa	JR	12.32

Preliminary Heat 3 (Wind: -0.02)

1 Natasha Shafer, Kansas	SR	11.82
2 LaReina Woods, Oregon	JR	11.83
3 Yves-Rose Jerome, Southwest Missouri State	JR	11.93
4 Felicia Lane, Arizona	JR	12.07
5 Shawna Jenkins, Purdue	SO	12.16
6 Roseanna Morrow, Illinois State	SO	12.18
7 Tina Ellis, Nebraska-Omaha	FR	12.22
8 Cecily Gully, Southwestern Louisiana	JR	12.47

Women's Invitational 200 Meter Dash Finals

Wind - -0.78

1 Holli Hyche, Adidas		23.19
2 Omega Keys, Indiana State	SO	23.73
3 Carmetia Mackey, Alabama	JR	23.78
4 Camara Jones, Oregon	SR	23.92

5 Kathy Miller, Nebraska	JR	24.04
6 Eldece Clark, Bahamas		24.06
7 Roseanna Morrow, Illinois State	SO	24.31
8 Belinda Hope, Kansas State	SO	24.34

Women's Invitational 400 Meter Dash Finals

1 Gwen Torrence, Mazda Track Club		51.50
2 Nicole Green, Kansas State	SR	52.95
3 Katrina Daniels, Southern Illinois	JR	55.24
4 Chandra Burns, Michigan State	SO	55.40
5 Jill Stamison, Nike North		55.42

University & College Division Women's 800 Meter Run Finals

1 Gina DeWitt, Drake	JR	2:09.10
2 Donna Cargill, Alabama	JR	2:09.60
3 Mary Gill, North Dakota State	SO	2:09.92
4 Jen Metz, Wisconsin	JR	2:10.85
5 Malgorzata Biela, Lewis	FR	2:11.23
6 Jill Williams, Texas Tech	SO	2:11.80
7 Trisha Allen, Drake	JR	2:12.32
8 Jennifer Watson, Wisconsin	JR	2:12.92
9 Erin Howerton, Kansas	JR	2:12.96
10 Brenda Biskobing, Wisconsin-Oshkosh	SR	2:13.80
11 Berit Junker, Notre Dame	FR	2:14.07
12 Kelly Ward, Loyola	SR	2:14.41
13 Sherionia Walker, Southwestern Louisiana	JR	2:15.34
14 Rebecca Davis, Missouri	SO	2:16.38

University & College Division Women's 1500 Meter Run Finals

1 Becki Wells, Alabama	SO	4:21.23
2 Niamh Bieme, Boise State	SO	4:22.20
3 Julie Cote, Wisconsin	SR	4:23.29
4 Theresa Stelling, Nebraska	SR	4:24.69
5 Jennie Horner, Southern Illinois	SR	4:25.31
6 Melissa Swartz, Kansas	JR	4:28.29
7 Ann Colonna, Arizona	SO	4:30.26
8 Adele Rankin, Eastern Michigan	SR	4:31.01
9 Shelly Moore, Oklahoma State	SR	4:31.65
10 Magdalena Paszta, Lewis	FR	4:31.95
11 Emily Johnson, Washington	JR	4:35.49
12 Jill Keller, Georgia	JR	4:36.08
13 Dianne Woodend, Georgia	SO	4:36.30
14 Briana Benning, Iowa	SO	4:36.33
15 Kim Lubbehusen, Butler	JR	4:37.89
16 Angela Froese, Washington	FR	4:38.25
17 Deborah Knieja, Bradley	JR	4:39.36
18 Tana Dahman, Indiana State	SO	4:40.44

Women's Invitational 5000-Meter Run

1 Fran tenBensel, New Balance Track Club		16:24.13
2 Viola Schaffer, Arizona	SO	16:31.25

3	Sue Daggett, Illinois State	SO	16:34.47
4	Stephanie Dueringer, Michigan State	SO	16:55.22
5	Jo Fairclough, Iowa State	SR	16:55.69
6	Jamie Malone, Drake	JR	17:04.60
7	Tara Carlson, Washington	JR	17:04.87
8	Sarah Hutton, Oklahoma	SR	17:10.79
9	Beth Shroyer, Eastern Michigan	FR	17:11.45
10	Heather Holzer, Butler	SR	17:18.01
11	Julie Mazzitelli, Nebraska	SR	17:23.14
12	Carrie Garrittson, Alabama	FR	17:23.45
13	Erica Adams, Western Michigan	SR	17:25.88
14	Erin Boland, Iowa	SR	17:27.98
15	Amy Erickson, Marquette	FR	17:29.47
16	Sarah Riley, Notre Dame	SR	17:38.25
17	Cami Wells, Drake	SR	17:39.54
18	Jenny Howard, Wisconsin	SR	17:43.25
19	Christie Long, Iowa State	FR	17:44.60
20	Elisa Currins, Alabama	JR	17:54.67
21	Angie Abbott, Minnesota	SR	17:58.04
22	Suzanne Castruita, Arizona	SR	18:05.05
23	Brittany Johnson, Illinois State	JR	18:05.85
24	Robin Snowbeck, Wisconsin	JR	18:07.78
25	Andrea DeVoe, Western Michigan	JR	18:20.96
26	Emily Knaub, Oklahoma State	FR	18:25.21

Women's Invitational 5000-Meter Run

1	Deborah Dachler, Southern Illinois	SR	17:14.83
2	Pam Drietz, North Dakota State	SR	17:25.32
3	Turena Johnson, Luther	SO	17:26.98
4	Joni Wareham, Oregon	SR	17:27.56
5	Kris Ellenbecker, Nebraska	JR	17:27.67
6	Annette Acuff, Oklahoma	SR	17:30.86
7	Lindsay Dutton, Notre Dame	SO	17:33.9
8	Kristen Dudas, Notre Dame	JR	17:34.8
9	Charity Swartz, Kansas State	FR	17:35.5
10	Karen Walczak, Minnesota-Duluth	SO	17:37.0
11	Amy Cohee, Indiana State	SR	17:38.5
12	Robyn Olson, Wartburg	SR	17:39.1
13	Kim Olund, North Dakota	FR	17:39.4
14	Jessie Hulst, Texas-El Paso	JR	17:41.3
15	Amy Heile, Indiana State	JR	17:42.2
16	Jennifer Treiber, Missouri	JR	17:43.7
17	Christina Brown, Western Kentucky	SO	17:46.4
18	Sherri Sutter, Nebraska	JR	17:56.7
19	Mandy Malouf, Texas Tech	SR	18:13.4
20	Kate Leyden, Loyola	SR	18:23.6
21	Jenny Clark, Buena Vista	SR	18:33.7
22	Katie Muffler, Wisconsin-Milwaukee	JR	18:36.1
23	Luisa Tam, Texas Tech	JR	18:36.9
24	Erin Johnson, Loyola	FR	18:43.6
25	Catherine Hancock, Western Kentucky	SR	18:46.2
26	Heather Muilenburg, Northern Iowa	FR	18:54.0
27	Mindy Larsen, Drake	SR	19:24.2

Women's Invitational 10,000 Meter Run Finals

1	Amber Anderson, Fremont, Neb.		34:27.29
2	Laurie Mizener, Santa Monica Track Club		35:16.84
3	Kristi Kramer, Notre Dame	SR	35:17.7
4	Laura Bell, Michigan State	SR	35:25.62
5	Sally Geis, Baylor	SR	35:26.55
6	Sarah Schneider, Missouri	JR	35:27.79
7	Ann Schaefers, Santa Monica Track Club		35:46.43
8	Amy Lathrop, Indiana State	SR	35:47.24
9	Janeth Salazar-Ost, Santa Monica Track Club		36:06.06
10	Amy Marx, Kansas State	SR	36:10.87
11	Katie Malm, Washington	JR	36:18.71
12	Nissa Kubly, Wisconsin	SO	36:21.1
13	Maureen Kelly, Notre Dame	SR	36:22.44
14	Jenny Peters, Loras	SO	36:24.11
15	Angie Molter, Wisconsin-Milwaukee	JR	36:29.27
16	Carla Sudbeck, Drake	FR	36:42.19
17	Lindsay Miller, Nebraska	FR	36:57.29
18	Mary Velotta, Purdue	SR	37:09.20
19	Lisa Hoffman, Purdue	SO	37:14.52
20	Kay Pals, Northwestern-IA	SR	37:20.22
21	Chris Malo, Western Illinois	FR	37:36.31
22	Carrie Vanisacker, Detroit Mercy	SR	37:43.83

24	Ricki VanAmber, Minnesota	SR	37:48.47
25	Carrie Barber, Marquette	JR	37:49.04
26	Rebekah Ormsby, Augsburg	SR	38:56.93
27	Cara Wolf, Missouri	SO	40:40.74

University & College Division Women's 100 Meter Hurdles Finals

Wind - -1.66

1	Gudrun Arnardottir, Georgia	JR	13.78
2	LaTonya Morrison, Southern Illinois	SR	13.88
3	Michelle Johnson, Arizona	JR	13.91
4	Melinda Sallins, Southwest Missouri State	SR	14.14
5	Kim Osler, Nebraska-Omaha	SR	14.37
6	Simone Kirtz, Ball State	SR	14.42
7	Cheryl Rowe, Purdue	SR	14.43
8	Kim Ford, Baylor	SO	14.66

Preliminary Heat 1 (Wind: -3.31)

1	Gudrun Arnardottir, Georgia	JR	14.09
2	LaTonya Morrison, Southern Illinois	SR	14.39
3	Simone Kirtz, Ball State	SR	14.43
4	Latanya Nobles, Eastern Michigan	FR	14.49
5	Janna Hammon, Nebraska	SR	14.85
6	Janet Blomstedt, Nebraska	FR	14.93
7	Kala Scott, Eastern Illinois	SR	15.11

Preliminary Heat 2 (Wind: -2.89)

1	Michelle Johnson, Arizona	JR	14.14
2	Cheryl Rowe, Purdue	SR	14.46
3	Anna Ratzloff, Augustana-SD	SR	14.70
4	Kelly O'Brien, Missouri	SR	15.21
5	Jane Loskot, North Dakota State	SO	15.63

Preliminary Heat 3 (Wind: -3.14)

1	Melinda Sallins, Southwest Missouri State	SR	14.08
2	Dee Dee Buzzi, Arizona	SO	14.49
3	Arnika Edwards, Toledo	FR	14.70
4	Sue DelCastillo, Nebraska-Omaha	SO	14.73
5	Angela Mitchell, Arkansas State	SO	16.77

Preliminary Heat 4 (Wind: -0.95)

1	Kim Ford, Baylor	SO	14.32
2	Kim Osler, Nebraska-Omaha		14.43
3	Monica Crittenden, New Mexico	JR	14.50
4	Donna Wechet, Southern Illinois	SO	14.73
5	Jenny Paynter, Wisconsin		15.34

University & College Division Women's 400 Meter Hurdles Finals

1	Terra Barter, Washington	SR	58.10
2	Melinda Sallins, Southwest Missouri State	SR	58.86
3	Patrice Woods, Washington	JR	59.70
4	Cheryl Rowe, Purdue	SR	1:00.78
5	Simone Kirtz, Ball State	SR	1:00.81
6	Dawn Steele-Slavens, Kansas	JR	1:02.80
7	Arnika Edwards, Toledo	FR	1:04.24
	Millicent McNeil, Loyola	SR	dnr

Preliminary Heat 1

1	Terra Barter, Washington	SR	58.59
2	Melinda Sallins, Southwest Missouri State	SR	1:00.37
3	D'Nais Jones, Southwestern Louisiana	JR	1:02.81
4	Jennifer Imsande, Minnesota	JR	1:02.97
5	Leafay Henry, Southwestern Louisiana	SR	1:04.72
6	Amy Shemek, Illinois State	SR	1:05.93

Preliminary Heat 2

1	Patrice Woods, Washington	JR	1:00.06
2	Jenny Paynter, Wisconsin	SR	1:02.19
3	LaQuanda George, Western Michigan	JR	1:02.44
4	Eva Knudsen, Arkansas State	SO	1:03.42
5	Hilary Stiefelmeyer, Alabama	FR	1:04.16
6	Traci Parsons, Eastern Michigan	SO	1:04.29
7	Brooke Divine, Drake	FR	1:09.44

Preliminary Heat 3

1	Dawn Steele-Slavens, Kansas	JR	1:01.24
2	Millicent McNeil, Loyola	SR	1:01.24
3	Arnika Edwards, Toledo	FR	1:01.48
4	Katarina Littenheim, Arkansas State	FR	1:02.42
5	Essence Butler-Thompson, Southwest Missouri State	SO	1:03.51

6 Shannon O'Dell, Southeast Missouri State	SO	1:03.85
7 Elizabeth Nopper, Wichita State	SO	1:05.22

Preliminary Heat 4

1 Simone Kirtz, Ball State	SR	1:00.99
2 Cheryl Rowe, Purdue	SR	1:01.51
3 LaTonya Morrison, Southern Illinois	SR	1:01.80
4 Kim Ford, Baylor	SO	1:03.90
5 Crystal Anderson, Ball State	JR	1:03.92
6 Elissa Pierce, Southern Illinois	JR	1:04.06

University & College Division Women's 4x100 Meter Relay Finals

1 GEORGIA	44.46
Yolanda Flowers, Chequita Brady Larika Burton, Debbie Ferguson	
2 OREGON	45.03
Nicole Commissiong, Jamila Godfrey LaReina Woods, Camara Jones	
3 ALABAMA	45.39
Donna Cargill, Tania Archer Mikaela Perry, Carmetia Mackey	
4 KANSAS	45.53
Diamond Williams, Latanya Holloway Micheal'a Edwards, Natasha Shafer	
5 NEBRASKA	45.92
Kathy Miiller, Tashika Lewis Angee Henry, Annette Hall	
6 ILLINOIS STATE	46.15
Lela Keyes, Roseanna Morrow Tamara Reed, Sonja Graham	
7 TOLEDO	46.56
Candy Campbell, Arnika Edwards Milan Wilder, Colleen Saunders	
8 ARIZONA	46.64
Felicia Lane, Dawn Mortensen Jamie Taylor, Michelle Johnson	

Preliminary Heat 1

1 OREGON	46.00
Nicole Commissiong, Jamila Godfrey LaReina Woods, Camara Jones	
2 ARKANSAS-LITTLE ROCK	46.93
Denise Weekes, Fiona Sobers Shermish Willis, Atim Robin	
3 IOWA	47.34
Tara Underwood, Yolanda Hobbs Coretta Clarke, Maria Philip	
4 BOISE STATE	47.48
Ruth Brown, Jovita Davis Amy Feinsinger, Misha Looney	
5 NEBRASKA-OMAHA	47.59
Carri Butler, Tina Ellis Kim Osler, Linda Vondras	
6 LEWIS	49.65
Kay Cannon, Jodi Berg Stacy Karwowski, Josette Hobbs	
7 COE	50.23
April Eastin, Nikki Claussen Brenda Heisner, Kina Miller	
8 SIMPSON	50.42
Charity Halupnick, Carrie Schroeder Kisha Madlock, Tricia McCoy	

Preliminary Heat 2

1 NEBRASKA	46.24
Kathy Miiller, Tashika Lewis Angee Henry, Annette Hall	
2 TOLEDO	47.00
Candy Campbell, Arnika Edwards Milan Wilder, Colleen Saunders	
3 EASTERN MICHIGAN	47.18
Adriane Fuller, Sevatheda Fynes Jeannette Judge, Shermaine McKenzie	
4 INDIANA STATE	47.26
Jacinta Holcomb, Omegia Keeyes Dierdra Woodley, Angela Young	

5 WESTERN MICHIGAN	48.09
Nerline Maurisseau, LaQuandra George Prisilla Jacobs, Kyra Locke	
6 SOUTH DAKOTA	48.27
Casi McFarland, Elena Swan Denise Kocer, Stephanie Kurz	
7 BUENA VISTA	51.09
Donna Swenson, Trena Bell Tricia Vieth, Teresa Breyfogle	

Preliminary Heat 3

1 GEORGIA	45.52
Yolanda Flowers, Chequita Brady Larika Burton, Debbie Ferguson	
2 ILLINOIS STATE	46.43
Lela Keyes, Roseanna Morrow Tamara Reed, Sonja Graham	
3 ARIZONA	46.85
Felicia Lane, Dawn Mortensen Jamie Taylor, Michelle Johnson	
4 WASHINGTON	48.05
Mikki McClatcher, Tamanika Terry Kam Warner, Michelle Reid	
5 NORTH DAKOTA STATE	48.12
Heather Lewis, Taryn Cummings Maureen Richter, Jane Loskot	
6 SOUTH DAKOTA STATE	49.79
Anne Parker, Nicole Jensen Sharon Cole, Kristy Hoffman	
7 MONMOUTH	51.78
Jennifer Cameron, Stacy Brown Christine Stanton, Christy Hickey	

Preliminary Heat 4

1 ALABAMA	45.90
Donna Cargill, Tania Archer Mikaela Perry, Carmetia Mackey	
2 KANSAS	47.05
Diamond Williams, Latanya Holloway Micheal'a Edwards, Natasha Shafer	
3 TEXAS-EL PASO	48.02
Tia Glenn, Nicole Gehrett Michelle Wilson, Ineka Cooray	
4 OKLAHOMA STATE	48.24
Kaley Glidewell, Christy Dye Natalie Dunn, Celestina Buckner	
5 WISCONSIN-STEVENS POINT	50.08
Jessica Drenzek, Mandy Rasmussen Jamie Baars, Paula Schober	

University & College Division Women's 4x200 Meter Relay Finals

1 KANSAS STATE	1:35.58
Karissa Owens, Danielle Avery Belinda Hope, Nicole Green	
2 GEORGIA	1:35.84
Gudrun Arnardottir, Chequita Brady Debbie Ferguson, Yolanda Flowers	
3 ILLINOIS STATE	1:37.12
Sonja Graham, Lela Keyes Tamara Reed, Roseanna Morrow	
4 TEXAS-EL PASO	1:37.49
Michelle Wilson, Nicole Gehrett Tia Glenn, Ineka Cooray	
5 ARKANSAS-LITTLE ROCK	1:38.41
Atim Robin, Fiona Sobers Elisa Suarez, Denise Weekes	
6 WASHINGTON	1:39.57
Tamanika Terry, Nolana Newton Kam Warner, Mikki McClatcher	
7 SOUTHERN ILLINOIS	1:40.66
Jaspreet Bajwa, Lesley Batson Elissa Pierce, Heather Greeling	
8 SOUTH DAKOTA	1:41.87
Tunisia Evans, Stephanie Kurz Casi McFarland, Elena Swan	

Preliminary Heat 1

1	GEORGIA	1:35.51
	Gudrun Arnardottir, Chequita Brady Debbie Ferguson, Yolanda Flowers	
2	SOUTH DAKOTA	1:42.25
	Tunisia Evans, Stephanie Kurz Casi McFarland, Elena Swan	
3	SOUTHERN ILLINOIS	1:42.58
	Jaspreet Bajwa, Lesley Batson Katrina Daniels, Heather Greeing	
4	NEBRASKA-OMAHA	1:43.72
	Carri Butler, Linda Vondras Jaime Erkes, Amy Blackman	
5	DEPAUL	1:44.12
	Anitra Holloway, Cherylann Howard Christina Rosales, Sophia Sakellariou	
6	BUENA VISTA	1:47.64
	Donna Swenson, Tricia Vieth Trena Bell, Teresa Breyfogle	
7	WISCONSIN-MILWAUKEE	1:49.74
	Gina Terrones, Jody Svoboda Jen Karweik, Rose McGinnis	

Preliminary Heat 2

1	KANSAS STATE	1:37.90
	Karissa Owens, Danielle Avery Belinda Hope, Nicole Green	
2	WASHINGTON	1:40.80
	Tamanika Terry, Nolana Newton Kam Warner, Mikki McClatcher	
3	OKLAHOMA STATE	1:42.71
	Christy Dye, Kaley Glidewell Cherith Unruth, Celestina Buckner	
4	LEWIS	1:44.39
	Jodi Berg, Stacy Karwowski Heather Furrow, Candia Guevara	
5	MIDLAND LUTHERAN	1:46.02
	Tami Burger, Kelly Fuxa Becky Kastrick, Marsha Revis	
	GRACELAND	dq-1:47.2
	Carol Morris-West, Maria Schipper Jennifer Gizelbach, Mary Lou Sanroman	7

Preliminary Heat 3

1	ARKANSAS-LITTLE ROCK	1:40.00
	Atim Robin, Fiona Sobers Elisa Suarez, Denise Weekes	
2	IOWA STATE	1:44.94
	Christie Long, Andrea Graves Sara Riemersma, Laurie Hammill	
3	WESTERN KENTUCKY	1:45.50
	Michelle Harris, Holly Johnson Tonia Mayo, Lyvonne Ditto	
4	MONMOUTH	1:47.71
	Jennifer Cameron, Stacy Brown Lynn Utter, Christine Stanton	
5	WISCONSIN-STEVENS POINT	1:47.74
	Renee Davison, Jessica Drenzek Jamie Baars, Paula Schober	
	NEBRASKA	dq-1:46.5
	LaTisha Croom, Janet Blomstedt Jana Hammon, Jill Myatt	7

Preliminary Heat 4

1	ILLINOIS STATE	1:39.13
	Sonja Graham, Lela Keyes Tamara Reed, Roseanna Morrow	
2	TEXAS-EL PASO	1:40.41
	Ineka Cooray, Nicole Gehrett Tia Glenn, Ami Konte	
3	COE	1:44.90
	Dawn Rayner, Nikki Claussen Robin Gaffke, Brenda Heisner	
4	WESTERN ILLINOIS	1:45.88
	Mandy Fross, Angie Michaelis Shanda Ford, Nina Jenkins	

5	SIMPSON	1:49.03
	Charity Halupnick, Carrie Schroeder Kisha Madlock, Janan Felts	

University & College Division Women's 4x400 Meter Relay Finals

1	BAYLOR	3:35.35
	Shelly Green 56.8, Melissa Roland 53.0 Stacy Milligan 53.2, Jennifer Jordan 52.4	
2	NEBRASKA	3:36.34
	Jill Myatt 55.2, Jenny Johnson 54.7 LaTisha Croom 54.1, Shanelle Porter 52.3	
3	OREGON	3:36.52
	Nilka Thomas 55.4, Jamila Godfrey 55.4 Nicole Commissiong 53.1, Camara Jones 52.6	
4	EASTERN MICHIGAN	3:37.31
	Adriane Fuller 54.9, Latanya Nobles 55.2 Shermaine McKenzie 54.1, Sevatheda Fynes 53.1	
5	SOUTHERN ILLINOIS	3:46.12
	Sheila Hollins 57.8, Mindy Bruck 57.3 Katrina Daniels 56.3, LaTonya Morrison 54.8	
6	NORTH DAKOTA STATE	3:47.12
	Heather Lewis, Mary Gill Jane Loskot, Maureen Richter	
	ARIZONA	dnf
	Stephanie Russ, Dawn Mortensen Allison Dring, Michelle Johnson	
	GEORGIA	dnr
	Sno Vilhelmsdottir, Mary McClung Yolanda Flowers, Gudrun Arnardottir	

Preliminary Heat 1

1	EASTERN MICHIGAN	3:45.57
	Adriane Fuller 54.9, Latanya Nobles 57.7 Jeannette Judge 56.5, Shermaine McKenzie 56.4	
2	BOISE STATE	3:47.21
	Amy Feinsinger 58.5, Jovita Davis 56.7 Wendy McCamish 58.1, Marti Arguelles 54.9	
3	SOUTHWESTERN LOUISIANA	3:48.04
	Schwanna Jolivet 58.8, D'Nais Jones 55.3 Wassan Cook 59.0, Sherionia Walker 55.3	
4	LEWIS	3:52.80
	Stacy Karwowski 61.3, Candia Guevara 56.6 Heather Furrow 57.6, Malgorzata Biela 57.3	
5	IOWA STATE	3:54.12
	Sara Riemersma 59.6, Tara Sondall 58.6 Joanne Roepke 57.8, Laurie Hammill 58.2	
6	DRAKE	3:57.43
	Trisha Allen 57.8, Jense Grigsby 60.4 Amy Griswold 60.0, Sarah Henkelmann 59.2	

Preliminary Heat 2

1	OREGON	3:42.08
	Nicole Commissiong 55.2, LaReina Woods 56.5 Jamila Godfrey 56.0, Camara Jones 54.4	
2	SOUTHERN ILLINOIS	3:44.65
	Sheila Hollins 57.1, Mindy Bruck 57.5 LaTonya Morrison 55.4, Katrina Daniels 54.9	
3	NORTH DAKOTA STATE	3:47.14
	Heather Lewis, Jane Loskot Mary Gill, Maureen Richter	
4	EASTERN KENTUCKY	3:50.58
	Lorraine Dunne 58.2, Felecia Hawkins 57.6 Ericka Herd 57.6, Lanin Reviere 57.1	
5	NORTHERN IOWA	3:51.22
	Theresa Lux 58.2, Heather Sellers 57.8 Michelle Surber 57.6, Rhonda Eiben 57.6	

6 AUGUSTANA-SD	3:55.58
Michelle Hewitt 57.9, Barb Scharnberg 60.0 Triaha Schumacher 60.4, Anna Ratzloff 57.2	
7 WISCONSIN-STEVENSON POINT	4:05.43
Jamie Baars, Mandy Rasmussen Jessica Drenzek, Paula Schober	
Preliminary Heat 3	
1 BAYLOR	3:38.01
Shelly Green 57.0, Melissa Roland 53.1 Stacy Milligan 53.8, Jennifer Jordan 54.2	
2 ARIZONA	3:45.83
Stephanie Russ 56.3, Michelle Johnson 55.9 Dawn Mortensen 57.9, Allison Dring 55.7	
3 WESTERN MICHIGAN	3:50.22
Prisilla Jacobs 57.1, Kyra Locke 55.9 Stefanie Doty 58.4, LaQuanda George 58.8	
4 BALL STATE	3:51.73
Simone Kirtz, Nicci Miller Tameka Borders, Angie Stewart	
5 WESTERN KENTUCKY	4:00.43
Lyvonne Ditto, Tracey Folden Michelle Harris, Holly Johnson	
6 WESTERN ILLINOIS	4:01.09
Angie Michaelis, Shanda Ford Nina Jenkins, Mandy Fross	
7 NORTH DAKOTA	4:04.80
Traci Korynta, Erin Bly Chantel Larson, Cindy Scott	

Preliminary Heat 4	
1 NEBRASKA	3:36.93
Jill Myatt 55.6, Jenny Johnson 54.6 Shanelle Porter 52.2, LaTisha Croom 54.5	
2 GEORGIA	3:44.40
Sno Vilhelmsdottir 56.7, Mary McClung 55.9 Yolanda Flowers 56.8, Gudrun Arnardottir 54.9	
3 ALABAMA	3:50.14
Brandi Nunez, Tania Archer Donna Cargill, Carmetia Mackey	
4 SOUTH DAKOTA	3:54.34
Terri Scott, Casi McFarland Elena Swan, Jennifer Munyan	
5 SOUTH DAKOTA STATE	3:54.98
Nicole Jensen, Jill Sutton Rana Schoorman, Kristy Hoffman	
6 COE	3:55.49
Nikki Claussen, Robin Gaffke Dawn Rayner, Brenda Heisner	

University & College Division Women's 4x800 Meter Relay Finals

1 OREGON	8:48.27
Nilka Thomas, 2:12.3, Christie Engesser 2:13.1 Kaarin Knudson, 2:13.1, Vicky Fleschner 2:09.9	
2 INDIANA STATE	8:48.97
Angie Menser, 2:11.8, Tana Dahman 2:14.3 Karen Wamsley, 2:13.9, Kristin Heinichen 2:08.9	
3 BAYLOR	8:49.99
Shelly Green, 2:14.3, Jill Chertudi 2:07.4 Hope Amos, 2:15.8, Jennifer Hamel 2:12.4	
4 MISSOURI	8:52.99
Jessica Haremza, 2:11.3, Kristen Allen 2:14.5 Rebecca Davis, 2:11.9, Jill Rehmsmeyer 2:15.3	
5 PURDUE	8:56.56
Nicole Stevens, Kelly Loughlin Corissa Yasen, Cheryl Crozier	

6 NOTRE DAME	9:00.46
Amy Siegel, 2:15.7, Alison Howard 2:13.9 Emily Husted, 2:17.3, Berit Junker 2:13.6	
7 NEBRASKA	9:03.84
Sara Domsier, Tirsten Brockmeier Sherri Elwood, Jo Dee Shufelt	
8 WASHINGTON	9:07.13
Angela Froese, 2:16.5, Kali Rembold 2:15.5 Tara Carlson, 2:20.7, Lia Minelli 2:13.7	
9 MINNESOTA	9:10.17
Bridget Neutgens, Karen Kleindl Heather Amundson, Jennifer Imsande	
10 MARQUETTE	9:11.65
Christy Rice, Jessica Monnier Amy Katai, Sheila Fagen	
11 LOYOLA	9:13.94
Stacey Billish, Jaime Deutscher Sandra Sutor, Kelly Ward	
12 IOWA STATE	9:16.18
Kim Elrod, 2:15.7, Joanne Roepke 2:13.9 Mickey Skidmore, 2:17.3, Erin Bresnan 2:13.6	
13 DRAKE	9:18.59
Trisha Allen, Gina DeWitt Amy Griswold, Dawn Hawkins	
14 NORTH DAKOTA	9:18.87
Cindy Scott, Erin Bly Traci Korynta, Christy Rygh	

University & College Division Women's Sprint Medley Relay Finals

1 WISCONSIN	3:51.09
Tina Erps, Markesha McWilliams Jenny Paynter 56.1, Amy Wickus 2:04.7	
2 GEORGIA	3:52.96
Larika Burton, Yolanda Flowers Tonique Williams 55.1, Mary McClung 2:09.8	
3 WASHINGTON	3:56.15
Tamanika Terry, Nolana Newton Patrice Woods 55.8, Terra Barter 2:10.3	
4 KANSAS	3:58.23
Dawn Steele-Slavens, Diamond Williams Natasha Shafer 55.7, Kerri Woolheater 2:14.0	
5 MANKATO STATE	4:04.05
Karla Stromme, Heather Reider Denise Bitz, Jennifer Peck	
6 EASTERN MICHIGAN	4:06.00
Vania Nelson, Jeannette Judge Latanya Nobles 56.9, Adriane Fuller 2:19.6	
7 SOUTHERN ILLINOIS	4:10.27
Sheila Hollins, Lesley Batson Jaspreet Bajwa 56.4, Beth Bayser 2:23.1	
ARKANSAS-LITTLE ROCK	dnr
Denise Weekes, Atim Robin Fiona Sobers, Andrea Jarzombek	

Preliminary Heat 1

1 SOUTHERN ILLINOIS	3:57.94
Lesley Batson, Katrina Daniels Sheila Hollins 55.3, Hallema Ivory 2:13.6	
2 MANKATO STATE	3:58.12
Karla Stromme, Heather Reider Denise Bitz 56.9, Jennifer Peck 2:09.5	
3 KANSAS	3:58.59
Diamond Williams, Dawn Steele-Slavens Latanya Holloway 54.9, Amy Cook 2:14.3	
4 ALABAMA	4:00.47
Tania Archer, Brandi Nunez Hilary Stiefelmeyer 58.3, Caroline Kerr 2:12.9	

5 EASTERN KENTUCKY Lanin Reviere, Ericka Herd Felecia Hawkins 57.4, Lorane Thomas 2:20.8	4:10.34	3 SOUTHWESTERN LOUISIANA Schwanne Jolivette, Cecily Gully D'Nais Jones 57.1, Sherionia Walker 2:14.0	4:01.06
6 WESTERN KENTUCKY Michelle Harris, Holly Johnson Lyvonne Ditto, Tracey Folden	4:15.91	4 INDIANA STATE Jacinta Holcomb, Angela Young Veronica Jones 57.3, Karen Wamsley 2:17.9	4:05.91
7 WISCONSIN-MILWAUKEE Gina Terrones, Rose McGinnis Jody Svoboda, Tracy Wendricks	4:17.58	5 WESTERN MICHIGAN Nerline Maurisseau, Prissilla Jacobs Kyra Locke 58.1, LaQuanda George 2:19.1	4:07.85
Preliminary Heat 2			
1 WASHINGTON Tamanika Terry, Nolana Newton Patrice Woods, Terra Barter	3:59.57	6 AUGUSTANA-SD Kim O'Neil, Heather Pratt Anna Ratzloff, Lea Jurgenson	4:08.68
2 IOWA Tara Underwood, Coretta Clarke Maria Philip, Briana Benning 2:12.0	3:59.75	7 SOUTH DAKOTA STATE Anne Parker, Nicole Jensen Kristy Hoffman 58.0, Jill Sutton 2:19.7	4:09.86
3 PURDUE Charnise Hughes, Shawna Jenkins Kristan Wolfrom 57.2, Cheryl Crozier 2:13.9	3:59.90	8 MIDLAND LUTHERAN Kelly Fuxa, Tami Burger Marsha Revis, Nicole Hauser	4:17.15
4 SOUTH DAKOTA Stephanie Kurz, Gretchen Miller Elena Swan, Jennifer Munyan	4:10.18	University & College Division Women's Distance Medley Relay Finals	
5 NEBRASKA WESLEYAN Jennifer Guthrie, Joni Westland Jennifer Huebert 59.7, Christine Haney 2:19.9	4:12.49	1 WISCONSIN Julie Cote 3:32.5, Markesha McWilliams 55.6 Jen Metz 2:09.2, Amy Wickus 4:42.7	11:19.69
6 WESTERN ILLINOIS Nina Jenkins, Angie Michaelis Mandy Fross 58.3, Amy Allen 2:26.2	4:17.43	2 ALABAMA Caroline Kerr 3:42.2, Carmetia Mackey 57.7 Donna Cargill 2:08.1, Becki Wells 4:43.6	11:22.59
7 VALPARAISO Dena Sankey, Natalie Coyne Karin Fox, Melissa Baker	4:38.63	3 NOTRE DAME Alison Howard 3:32.5, Emily Husted 56.3 Berit Junker 2:07.6, Amy Siegel 4:53.6	11:31.05
ARKANSAS STATE Eva Knudsen, Tana Mosley Katarina Littenheim 57.7, Fiona Benjamin 2:14.2	dq-4:02.6 0	4 BAYLOR Jill Chertudi, Jennifer Hamel Jennifer Jordan, Maria Zajvaldova 4:50.1	11:33.89
Preliminary Heat 3			
1 WISCONSIN Tina Erps, Sonya Jensen Markesha McWilliams 58.6, Amy Wickus 2:06.3	3:56.02	5 INDIANA STATE Tana Dahman, Omegia Keeyes Angie Menser, Kristin Heinichen	11:42.15
2 GEORGIA Larika Burton, Yolanda Flowers Tonique Williams 56.6, Mary McClung 2:10.7	3:56.23	6 OREGON Kaarin Knudson, Tamara Schurch Christie Engesser, Jenna Carlson	11:43.38
3 NORTHERN IOWA Rhonda Eiben, Theresa Lux Heather Sellers 59.3, Emily Montgomery 2:13.3	4:03.74	7 MISSOURI Kristen Allen, Rebecca Davis Jessica Haremza, Jill Rehmsmeyer	11:44.17
4 AUGUSTANA-ILL Felicia Carrell, Michelle Yocherer Jacqueline Bowden 59.2, Rachel Knapp 2:15.6	4:07.49	8 NEBRASKA Sherri Elwood, Angee Henry Tirsten Brockmeier, Nora Shepherd	11:46.69
5 LOYOLA LaFell Strickland, Marian Buckle Sharon Schmitt, Amy Nilson	4:15.08	9 GEORGIA Kelly Greene, Jill Keller Mary McClung, Dianne Woodend	11:48.26
6 DEPAUL Cherylann Howard, Sophia Sakellariou Tena Lessor 58.6, Lisa Grey 2:25.8	4:16.06	10 EASTERN MICHIGAN Adriane Fuller 3:41.7, Sue Hoesli 56.2 Jeannette Judge 2:17.5, Adele Rankin 4:53.0	11:48.77
7 IOWA STATE Christie Long, Laurie Hammill Sara Riemersma 60.1, Heather Hargrave 2:28.3	4:20.44	11 IOWA STATE Sydney Pounds 3:40.9, Tara Sondall 57.9 Kim Elrod 2:17.8, Jo Fairclough 4:53.5	11:50.12
Preliminary Heat 4			
1 EASTERN MICHIGAN Vania Nelson, Jeannette Judge Latanya Nobles 55.2, Adriane Fuller 2:13.3	3:58.24	12 MICHIGAN STATE Nikki Bouyer, Chandra Burns Karyn Duba, Stephanie Duerlinger	11:52.02
2 ARKANSAS-LITTLE ROCK Denise Weekes, Atim Robin Fiona Sobers 54.9, Andrea Jarzombek 2:14.5	3:58.66	13 PURDUE Cheryl Crozier, Kendra Jones Kelly Loughlin, Nicole Stevens	11:53.44
		14 MANKATO STATE Amy Peterson, Denise Bitz Marta Lewinski, Jennifer Peck	11:57.02
		15 DRAKE Trisha Allen 3:32.7, Jessie Grigsby 57.9 Amy Griswold 2:15.2, Dawn Hawkins 5:14.2	12:00.14

16 OKLAHOMA	12:01.37
Amy Tinker 3:42.5, Annette Acuff 56.4 Melissa Gilbertson 2:16.9, Tami Freeman 5:05.5	
17 MINNESOTA	12:07.55
Karen Kleindl 3:43.3, Janel McKowen 57.2 Bridget Neutgens 2:16.6, Andrea Lentz 5:10.8	
18 ILLINOIS STATE	12:09.68
Angela Kent, Caroline Kent Heather Murphy, Jenny Schmeichel	
19 OKLAHOMA STATE	12:23.68
Jessica De La Cerda, Emily Knaub Shelly Moore, Colleen Nicoulin	

Tiffany Jansen, Eastern Illinois	nh
Salli Smith, Arkansas State	nh
Amy Oleson, Northern Iowa	nh
Heather McPadden, Southwest Missouri State	nh
Jenny Blackburn, Indiana State	nh
Melissa Montford, Georgia	nh
Gretchen Francois, Southwestern Louisiana	nh

University & College Division Women's 4x100m Hurdle Relay Finals

1 GEORGIA	57.08
Tonya Ficklin, Sno Vilhelmsdottir Melissa Montford, Gudrun Arnardottir	
2 ARIZONA	57.22
Dee Dee Buzzi, Rebecca Butt Kim Veeder, Michelle Johnson	
3 SOUTHERN ILLINOIS	58.89
LaTonya Morrison, Jaspreet Bajwa Heather Greeing, Donna Wechet	
4 WASHINGTON	dq-57.45
Patrice Woods, Terra Barter Kam Warner, Tara Davis	

Prelliminary Heat 1

1 GEORGIA	59.34
Tonya Ficklin, Sno Vilhelmsdottir Melissa Montford, Gudrun Arnardottir	
2 NEBRASKA WESLEYAN	1:03.55
Jenny Blenderman, Joni Westland Tara Berney, Jennifer Guthrie	
GRACELAND	dq-1:04.2
Jennifer Gizelbach, Carrie Windus Maria Schipper, Carol Morris-West	9

Prelliminary Heat 2

1 ARIZONA	58.34
Dee Dee Buzzi, Rebecca Butt Kim Veeder, Michelle Johnson	
2 WASHINGTON	58.36
Patrice Woods, Terra Barter Kam Warner, Tara Davis	
3 SOUTH DAKOTA	1:01.99
Casi McFarland, Tori Devericks Sue Friday, Terri Scott	

Prelliminary Heat 3

1 SOUTHERN ILLINOIS	59.54
LaTonya Morrison, Jaspreet Bajwa Heather Greeing, Donna Wechet	
2 NEBRASKA-OMAHA	1:01.80
Kim Osler, Sue DelCastillo Jaime Erkes, Billie Jo Antisdell	
ARKANSAS STATE	dq-1:06.0
Nikki Campbell, Eva Knudsen Katarina Littenheim, Angela Mitchell	5

University & College Division Women's Triple Jump Finals

Wind - +1.48	
1 Nicola Martial, Nebraska	JR 13.02 42'08.75"
2 Icolyn Kelly, Georgia	SR 12.85 42'02.00"
3 Angee Henry, Nebraska	SO 12.69 41'07.75"
4 Andrea Bourland, Nebraska	SO 12.50 41'00.25"
5 Abigail Ferguson, Boise State	SO 12.43 40'09.50"
6 Candy Campbell, Toledo	SR 12.29 40'04.00"
7 Rebecca Butt, Arizona	SR 12.22 40'01.25"
8 Tiffany Ford, Southeast Missouri State	SR 12.17 39'11.25"
9 Tara Davis, Washington	SR 12.11 39'08.75"
10 Sue DelCastillo, Nebraska-Omaha	SR 11.99 39'04.00"
11 Cassie Bryant-Wans, Kansas	SR 11.76 38'07.00"
11 Debbie Jacobs, Kansas	SR 11.76 38'07.00"
13 Kyla Sutton, Washington	JR 11.69 38'04.25"
14 Kayla Booker, Illinois State	SO 11.68 38'04.00"
15 Michelle Reid, Washington	FR 11.60 38'00.75"
16 Yolanda Flowers, Georgia	SO 11.56 37'11.25"
17 Markesha McWilliams, Wisconsin	FR 11.54 37'10.50"
18 Tameka Borders, Ball State	JR 11.32 37'01.75"
19 Brande Brown, Texas Tech	SO 11.24 36'10.50"
20 Leafay Henry, Southwestern Louisiana	SR 10.83 35'06.50"
21 Danielle Avery, Kansas State	FR 10.72 35'02.00"

University & College Division Women's Discus Finals

1 Julie Koebeke, Indiana State	SR 48.82 160'02"
2 Tressa Thompson, Nebraska	FR 48.52 159'02"
3 Aretha Hill, Washington	FR 46.84 153'08"
4 Sami Jo Williamson, Purdue	SR 46.28 151'10"
5 Dani Parkos, Minnesota	JR 44.72 146'09"
6 Katie Wimberger, Marquette	SO 43.46 142'07"
7 Alyssa Hagey, Buena Vista	JR 43.32 142'01"
8 Soozie Shanley, Washington	FR 43.18 141'08"
9 Amy Miles, Indiana State	SO 41.94 137'07"
10 Heather Nelson, Iowa State	JR 41.88 137'05"
11 Jennifer Folz, Illinois State	FR 41.78 137'01"
12 Dawn O'Leary, Drake	SR 41.64 136'07"
12 Nancy Overman, South Dakota	FR 41.64 136'07"
14 Lisa Sondgeroth, Western Illinois	JR 41.18 135'01"
15 Jane Richards, Marquette	JR 41.16 135'00"
16 Meicha Warren, Oklahoma	SO 41.08 134'09"
17 Stefany Saracco, Southern Illinois	JR 41.04 134'08"
18 Angie Joy, Illinois State	FR 40.92 134'03"
19 Kris Curnyn, Iowa State	FR 40.84 134'00"
20 Gladys Nortey, Iowa State	JR 40.82 133'11"
21 Lisa Marshall, Wisconsin-Eau Claire	SR 40.80 133'10"
22 Tonia Brewer, Oregon	JR 40.18 131'10"
23 Tabitha Polk, Texas Tech	SO 40.04 131'04"
24 Myra Smith, New Mexico	SR 39.52 129'08"
25 Kristi Wavra, Minnesota	JR 38.54 126'05"
26 Krystal White, Arkansas State	FR 37.60 123'04"
27 Paulette Mitchell, Nebraska	JR 36.04 118'03"
28 Elizabeth Navarrete, Texas-El Paso	JR 35.58 116'09"
29 Dawn Groeneweg, South Dakota State	SR 35.38 116'01"
30 Susan Brown, Drake	SO 33.90 111'03"
31 Alicia Thompson, Texas Tech	FR 30.76 100'11"

Connie Price-Smith, Reebok 49.60 162'09"

University & College Division Women's High Jump Finals

1 Corissa Yasen, Purdue	JR 1.87 6'01.50"
2 Rebecca Butt, Arizona	SR 1.75 5'08.75"
2 Reeta Laaksonen, Georgia	JR 1.75 5'08.75"
4 Jenny Bramer, Oklahoma	SO 1.75 5'08.75"
5 Wanita Dykstra, Kansas State	FR 1.70 5'07.00"
6 Karen Byrd, Indiana State	JR 1.70 5'07.00"
6 Rebecca Kaza, Iowa	FR 1.70 5'07.00"
7 Janet Blomstedt, Nebraska	FR 1.70 5'07.00"
Julie Smart, Georgia	nh
Teresa Breyfogle, Buena Vista	nh
Christina Rosales, De Paul	nh
Danielle Boswell, Nebraska	nh

University & College Division Women's Javelin Finals

1 Kelsey Stellick, Oregon	SR 49.00 160'09"
2 Laura Krusc, Washington	SO 47.22 154'11"
3 Terhi Palovuori, Texas-El Paso	JR 46.50 152'07"
4 Kirsten Schultz, Kansas State	JR 45.92 150'08"
5 Angela Elting, Illinois State	SR 45.72 150'00"
6 Kristen Schultz, Kansas State	JR 44.80 147'00"
7 Renee Frickson, Concordia-MN	SO 44.60 146'04"

8 Sara Nichol森, New Mexico	SO	43.56	142'11"
9 Katie Pearmine, Oregon	FR	43.50	142'08"
10 Amy Baker, Kansas	SR	42.54	139'07"
11 Tammy Wilkerson, Baylor	SR	42.32	138'10"
12 Tonia Brewer, Oregon	JR	41.60	136'06"
13 Lita Pruitt, Boise State	JR	41.26	135'04"
14 Casey Bonner, Boise State	SO	41.08	134'09"
15 Jamie Strieter, Western Michigan	FR	40.72	133'07"
16 Monika Parker, Washington	SR	40.22	131'11"
17 Jennifer Leddon, North Dakota State	SR	39.30	128'11"
18 Vicky Besette, North Dakota	JR	37.07	121'07"
19 Natalie Barger, Washington	SO	36.96	121'03"
20 Sherry Holmes, De Paul	JR	36.00	118'01"
21 Jennifer Folz, Illinois State	FR	35.34	115'11"
22 Michelle Tobola, Texas Tech	SR	30.48	100'00"

University & College Division Women's Shot Put Finals

1 Paulette Mitchell, Nebraska	JR	15.29	50'02.00"
2 Tressa Thompson, Nebraska	FR	14.22	46'08.00"
3 Alicia Thompson, Texas Tech	FR	14.20	46'07.25"
4 Heather Nelson, Iowa State	JR	14.20	46'07.25"
5 Julie Koebecke, Indiana State	SR	14.00	45'11.25"
6 Jennifer Folz, Illinois State	FR	13.98	45'10.50"
7 Dawn O'Leary, Drake	SR	13.97	45'10.00"
8 Krystal White, Arkansas State	FR	13.90	45'07.25"
9 Kim Kiner, Loras	FR	13.46	44'02.00"
10 Heather Rhoadarmer, Doane	SR	13.46	44'02.00"
11 Anne Vuchichevich, Wisconsin-Milwaukee	JR	13.45	44'01.50"
12 Alisa Raymond, Purdue	FR	13.44	44'01.25"
13 Jamie Strieter, Western Michigan	FR	13.25	43'05.75"
14 Tabitha Polk, Texas Tech	SO	13.17	43'02.50"
15 Anne Ryqiewicz, Marquette	SO	13.15	43'01.75"
16 Stefany Saracco, Southern Illinois	JR	13.09	42'11.50"
17 Joan Karnes, Minnesota	JR	13.04	42'09.50"
18 Kris Curnyn, Iowa State	FR	12.92	42'04.75"
19 Soozie Shanley, Washington	FR	12.91	42'04.25"
20 Tereasa Van Zee, Dordt	SR	12.89	42'03.50"
21 Tisha Alvarez, Eastern Illinois	JR	12.39	40'07.75"
22 Jane Richards, Marquette	JR	12.12	39'09.25"
23 Susan Brown, Drake	SO	11.77	38'07.50"
24 Kim Tedder, Georgia	SO	11.73	38'06.00"
Connie Price-Smith, Reebok		16.97	55'08.25"

University & College Division Women's Long Jump Finals

Wind - +0.38

1 Tashika Lewis, Nebraska	FR	6.08	19'11.50"
2 Yolanda Flowers, Georgia	SO	6.00	19'08.25"
3 Trina Radske, Iowa State	FR	5.99	19'08.00"
4 Dianna Leftridge, Northern Iowa	JR	5.93	19'05.50"
5 Angee Henry, Nebraska	SO	5.82	19'01.25"
6 Icolyn Kelly, Georgia	SR	5.81	19'00.75"
7 Rebecca Butt, Arizona	SR	5.78	18'11.75"
8 Lela Keyes, Illinois State	SO	5.74	18'10.00"
9 Stephanie Rascoe, Boise State	JR	5.62	18'05.25"
10 Tamara Schurch, Oregon	SO	5.59	18'04.25"
11 Amanda Mooney, Baylor	FR	5.59	18'04.25"
12 Misha Looney, Boise State	JR	5.58	18'03.75"
13 Tamara Wisby, Wichita State	JR	5.53	18'01.75"
14 Sonya Jensen, Wisconsin	SR	5.51	18'01.00"
15 Richelle Goscha, Wichita State	JR	5.50	18'00.50"
16 Jada Prothro, Ball State	JR	5.46	17'11.00"
17 Tara Davis, Washington	SR	5.41	17'09.00"
18 Wassan Cook, Southwestern Louisiana	SO	5.40	17'08.75"
19 Josette Hobbs, Lewis	FR	5.38	17'08.00"
20 Candy Campbell, Toledo	SR	5.36	17'07.00"
21 Nicole Baumgartner, Southwest Missouri State	JR	5.33	17'06.00"
22 Leafay Henry, Southwestern Louisiana	SR	5.28	17'04.00"

1995 DRAKE RELAYS

Drake University, Des Moines, Iowa
April 28-29

HIGH SCHOOL BOYS' AND GIRLS'

FRIDAY WEATHER: MORNING - 48 degrees, 78% relative humidity, winds South at 12 mph. Partly Sunny.

AFTERNOON - 60 degrees, 57% relative humidity, winds Southwest 15 mph. Partly Sunny. Friday attendance--16,675

SATURDAY WEATHER: MORNING - 51 degrees, 74% relative humidity, winds South at 12 mph. AFTERNOON - 54 degrees, 69% relative humidity, winds Southeast at 13 mph. Some light rain. Attendance--18,000 (30th consecutive Saturday sellout)

Software by Track-on-a-Mac...1-800-PETE-MAC

High School Boys' 100 Meter Dash Finals

Wind - -1.27

1	Doug Miller, Mount Pleasant	SR	11.12
2	Zeron Flemister, Sioux City, West	SR	11.18
3	Merrill Coleman, Iowa City	JR	11.25
4	Greg Owens, Des Moines, East		11.31
5	Thomas Hubers, Pella Christian	FR	11.33
6	Tony Tatman, Urbandale	SR	11.38
7	Marshall Frazier, Bettendorf	JR	11.39
8	Aaron Burrell, Cedar Rapids, Washington	SR	11.41

Preliminary Heat 1

1	Merrill Coleman, Iowa City	JR	11.17
2	Marshall Frazier, Bettendorf	JR	11.26
3	Corey Willie, North Scott of Eldridge	SR	11.29
4	Dan McMahon, Iowa City	JR	11.33
5	Rory McKenna, Sioux City, East		11.40
6	Geovanti Steward, Davenport, North	SR	11.46
7	Bryan Shorter, Davenport, Central	SR	11.56
8	Nick Stahly, Valley of West Des Moines	SO	11.60

Preliminary Heat 2

1	Doug Miller, Mount Pleasant	SR	10.94
2	Zeron Flemister, Sioux City, West	SR	10.99
3	Phil Wagner, North Fayette of West Union	JR	11.26
4	Marc Ricketts, Spencer	SR	11.27
5	Marc Vloedman, Valley of West Des Moines	SR	11.31
6	J.C. Steinberg, Cedar Rapids, Kennedy	FR	11.35
7	Mike King, Mason City	SO	11.39
8	Quanta Moss, Clarinda Academy		11.45

Preliminary Heat 3

1	Thomas Hubers, Pella Christian	FR	11.17
2	Aaron Burrell, Cedar Rapids, Washington	SR	11.22
3	Tony Tatman, Urbandale	SR	11.24
4	Dave Ferguson, Dowling of West Des Moines	JR	11.30
5	Ryan Godfrey, Sioux City, Heelan	JR	11.32
6	Michael Martin, Johnston	JR	11.39
7	Josh Sheley, Spencer	JR	11.45
	Chip Williams, Mount Ayr		DNR

Preliminary Heat 4

1	Greg Owens, Des Moines, East		11.26
2	John Ballou, Waukee	SR	11.36
3	Dan Brice, Oskaloosa	SR	11.60
4	Deangelow Dudley, Des Moines, East	JR	11.62
5	Mark Charter, Ames	SO	11.63
6	Dan Ryan, Woodward-Granger	SR	11.66
7	Tim Williams, Burlington	JR	11.71
	Tony Collins, Davenport, Assumption		DNR

High School Boys' 1600 Meter Run Finals

1	Tom Caughlin, Mason City	SO	4:20.56
2	Rob Brock, Dubuque	SO	4:21.32
3	Shaun Allen, Fort Madison	FR	4:24.91
4	Jeremy Haack, Spencer	SR	4:25.39

5	Jon Lindaman, Humboldt	SR	4:25.87
6	Zane Nielsen, Missouri Valley	SR	4:26.26
7	Dave Repass, Dubuque	JR	4:29.03
8	Jason Wray, Ames	SR	4:30.29
9	Charlie Kelly, Marshalltown	JR	4:30.90
10	Nolan Speichinger, Sioux City, East		4:31.49
11	Jesse Sand, Cedar Rapids, Regis		4:33.25
12	Bryant Arns, Waverly-Shell Rock	JR	4:33.32
13	Tom Hesse, Cedar Falls	SR	4:34.26
14	Andy Morris, Ankeny		4:34.54
15	Sam Burkett, Urbandale	SR	4:34.55
16	Mike Stults, Knoxville	SR	4:36.19
17	Scott Reichel, Dubuque, Wahlert	SR	4:37.32
18	Esteve Conesa, Dubuque, Hempstead	SR	4:38.01
19	Jason Peppers, Ankeny		4:38.13
	Tavis Cummings, Van Buren of Keosauqua		DNR
	Matt Canterbury, Sioux City, East		DNR

High School Boys' 3200 Meter Run Finals

1	Tom Caughlin, Mason City	SO	9:26.20
2	Tavis Cummings, Van Buren of Keosauqua		9:26.76
3	Nolan Speichinger, Sioux City, East		9:29.28
4	Jeremy Haack, Spencer	SR	9:29.76
5	Sam Burkett, Urbandale	SR	9:30.21
6	Matt Mosman, Carroll, Kuemper	JR	9:32.73
7	Charlie Kelly, Marshalltown	JR	9:33.56
8	Jon Lindaman, Humboldt	SR	9:42.39
9	Trent Corey, Dubuque	SO	9:43.59
10	Eric Bergman, Indianola	SR	9:45.19
11	Jason Peppers, Ankeny		9:46.32
12	Jason Probasco, Woodbine	JR	9:48.54
13	Andy Morris, Ankeny		9:48.83
14	Mike Stults, Knoxville	SR	9:50.55
15	Jay Jenness, Bettendorf	JR	9:59.95
16	Jason Steger, Council Bluffs, Lincoln	JR	10:00.70
17	Brian Peterson, Dowling of West Des Moines	SR	10:01.27
18	Joshua Illian, Denver	SR	10:11.20
19	Adam Wheelock, Sioux City, East		10:11.39
20	Jon Voight, Cedar Falls	JR	10:11.94
	Luke VanHyfte, West Central of Maynard		DNR

High School Boys' 110 Meter Hurdles Finals

1	Brian Dunn, Glenwood	SR	15.10
2	Ramon Christopher, Des Moines, Hoover	SR	15.14
3	Dave Nielsen, New Hampton	SR	15.26
4	Dustin Avey, Ames	JR	15.27
5	Scott VeDepo, Iowa City	SR	15.30
6	Greg Orberg, West Delaware of Manchester	SR	15.38
7	Chris Harms, Spencer	JR	15.47
8	Josh Hansen, Cedar Falls	SR	20.49

Preliminary Heat 1 (Wind: -0.94)

1	Brian Dunn, Glenwood	SR	14.91
2	Ramon Christopher, Des Moines, Hoover	SR	15.14

3	Dave Nielsen, New Hampton	SR	15.38
4	Josh Hansen, Cedar Falls	SR	15.42
5	Chris Harms, Spencer	JR	15.43
6	Scott VeDepo, Iowa City	SR	15.62
7	Josh Grau, Tipton	JR	16.14
8	Nick Brown, Burlington	JR	16.44

Preliminary Heat 2 (Wind: -3.19)

1	Dustin Avey, Ames	JR	15.52
2	Greg Ortberg, West Delaware of Manchester	SR	15.61
3	Luke Wilson, Mason City	SR	15.86
4	Kenny Fry, Clarke of Osceola	SR	16.03
5	Jason Drewelow, Cedar Rapids, Kennedy	JR	16.09
6	Charlie Stelk, Davenport, Assumption		16.11
7	Clint Harvey, Knoxville	SR	16.14
8	Aaron Abram, Valley of West Des Moines	JR	16.30

Preliminary Heat 3 (Wind: -1.95)

1	Ryan Erwin, Sioux City, East		15.71
2	Josh Hulling, Des Moines, Hoover	SR	15.74
3	Ben Koehler, Dubuque, Hempstead	SR	15.97
4	Andy Estey, Southeast Polk of Runnells	SR	16.31
5	Chris Nelson, Urbandale	SR	16.37
6	Nate Glenn, Southeast Polk of Runnells	SO	16.53
7	Sang Cam, Mount Pleasant	SR	16.57

Preliminary Heat 4 (Wind: +1.84)

1	Darrin DeVries, Kingsley-Pierson	SR	15.70
2	Ryan Loftin, Waukee	SR	15.89
3	Scott Kuchel, Kingsley-Pierson	JR	16.09
4	Dave Kamprath, South O'Brien of Paullina	JR	16.65
5	Jamie Lynch, Urbandale	JR	16.94
6	Aaron Clinton, Davenport, North	JR	16.95
7	Chris Kinsler, Bettendorf	SO	18.82
8	Joe Byers, Pella	JR	19.01

High School Boys' 400 Meter Hurdles Finals

1	Dustin Avey, Ames	JR	51.94
2	Brent Mac Lagan, Jefferson-Scranton	SR	53.42
3	Rob Thein, Iowa City	SR	54.30
4	Ryan Smith, Lawton-Bronson	SR	54.37
5	Matt Nanninga, Le Mars, Gehlen	SR	54.87
6	Aaron Brock, Storm Lake	SR	55.33
7	Jeff Miller, Paton-Churdan		56.08
	Chris Harms, Spencer	JR	DNF

RECORD--Old Mark, :52.29, Tim Dwight, Iowa City High, 1993

High School Boys' 4x100 Meter Relay Finals

1	IOWA CITY	42.67
	Dan McMahon, Scott VeDepo Cory Kendall, Merrill Coleman	
2	SIOUX CITY, WEST	42.87
	Derrick Franklin, Jason Alter Tony Salmon, Justin Ball	
3	WATERLOO, EAST	43.07
	Devin Love, David Love Jerry Moses, Mark Norman	
4	DES MOINES, EAST	43.24
	James Lee, Deangelow Dudley Cory Cason, Greg Owens	
5	SPENCER	43.80
	Josh Sheley, Marc Ricketts Eric Maurer, Matt Maurer	
6	WAUKEE	43.90
	Gary Uhl, Ryan Loftin John Ballou, Jason Pulliam	
7	MOUNT PLEASANT	43.97
	Nate Ensminger, Jason Schroeder Chad Menke, Doug Miller	
	DAVENPORT, NORTH	DNF
	Brent Browner, Geovanti Steward Mark Sturdivant, Micky Sisk	

Preliminary Heat 1

1	SIOUX CITY, WEST	43.00
	Derrick Franklin, Jason Alter Tony Salmon, Zeron Flemister	
2	IOWA CITY	43.17
	Dan McMahon, Scott VeDepo Cory Kendall, Merrill Coleman	
3	DAVENPORT, NORTH	43.68
	Brent Browner, Geovanti Steward Mark Sturdivant, Micky Sisk	
4	SPENCER	43.89
	Josh Sheley, Marc Ricketts Eric Maurer, Matt Maurer	
5	MOUNT PLEASANT	44.05
	Nate Ensminger, Jason Schroeder Chad Menke, Doug Miller	
6	BALLARD OF HUXLEY	44.15
	B.J. Harmon, Curt Accola Clint Blackburn, Amos Nelson	
7	CEDAR RAPIDS, JEFFERSON	44.73
	Jason Ringler, Corey Young Dan Wolfe, A.B. Cassell	
8	DUBUQUE	46.77
	Sam Kaune, Colin Cornelius Tony Smith, Jeremy Vize	

Preliminary Heat 2

1	SIOUX CITY, HEELAN	44.17
	Ryan Godfrey, Troy Schulte Dave Duzik, Chad Heying	
2	FORT DODGE	44.29
	Cory Braunschweig, Terry Reiners Mark Wills, Randy Reiners	
3	DOWLING OF WEST DES MOINES	44.31
	Tim White, Dave Ferguson Tom Tavegia, Tyrone Tyler	
4	DAVENPORT, ASSUMPTION	44.60
	Matt Forbes, Kevin Collins Grant Pohlmann, Mike Froehlich	
5	WEST DELAWARE OF MANCHESTER	44.65
	Brian Lynch, Aaron Allgood Jesse Lewin, Greg Ortberg	
6	VALLEY OF WEST DES MOINES	44.68
	Nick Stahly, Chris Starostka Josh McIntire, Marc Vloedman	
7	WATERLOO, WEST	44.92
	Sir Gardner, Rico Jordan Eric Johnson, DeCarlos Anderson	
8	WAVERLY-SHELL ROCK	44.95
	Bryan Gilbreath, Doug Norton Mike Ramker, Adam Folkerts	

Preliminary Heat 3

1	DES MOINES, EAST	43.74
	James Lee, Deangelow Dudley Cory Cason, Greg Owens	
2	WAUKEE	44.10
	Gary Uhl, John Ballou Ryan Loftin, Jason Pulliam	
3	JOHNSTON	44.32
	David Rittgers, Jay Christianson Jon French, Michael Martin	
4	URBAN DALE	44.43
	Tony Tatman, Dan Boes Joel Straw, Abram Sloss	
5	DES MOINES, NORTH	44.67
	Ray Cole, Ou Meksay Eltegra Young, Lewis Miner	
6	NORTH SCOTT OF ELDRIDGE	44.73
	Darin Burmeister, Brent Decker Jay Nichols, Corey Willie	

3	WATERLOO	44.81	Chris Taylor, Jared Heinz Brad Hill, Jon Lindaman
8	MEDIAPOLIS	45.45	Eric Belzer, Allen Whitaker Brandon Egan, Derek Lipper
Preliminary Heat 4			
1	CEDAR RAPIDS, KENNEDY	44.62	Jason Drewelow, J.C. Steinberg Patrick Krambeer, Myron Blocksome
2	IOWA FALLS	44.74	Jesse Off, Kyle Ingebritson Matt Stockdale, Aaron Stensland
3	CEDAR FALLS	44.94	Shad Hecht, T. J. Kimble Matt Hulse, Tony Wieland
4	CEDAR RAPIDS, WASHINGTON	44.99	Casey Prince, Rob Brimmer Jason Dicken, Aaron Burrell
5	NEWTON	45.17	Terry Bricker, Ryan Maki Todd Karsten, Matt Sparks
6	TREYNOR	45.39	Tim Wiig, Todd Mundt Nick Andersen, Cory Woods
	CLINTON	DNF	Jeremy Glasgow, Brian Young Ulysses Patterson, Jason Johnson
	ANKENY	DQ-FS	Shane Conner, Scott Phillips Chris Froehle, Joey White
Preliminary Heat 5			
1	OTTUMWA	44.90	Tim Lunsford, Chad Chadwick Zach Baayen, Trent White
2	WEST HANCOCK OF BRITT	45.19	Rob Thompson, Al Love Doug Thompson, Troy Doughan
3	WINFIELD-MOUNT UNION	45.42	Brian Jones, Ryan Buffington Nate Riordan, Eric Rawson
4	DAVENPORT, WEST	45.44	Erik Rogers, Nathan Meierbachtol Rashad Boswell, Brad Kononovs
5	SPIRIT LAKE PARK	45.50	David Urbanos, Ben Espelund Jason Graff, Scott Faber
6	BECKMAN OF DYERSVILLE	45.54	Tony Scherrman, Jason White Rob Kennedy, Joe Kubicek
7	PELLA	45.97	Ross Polking, Sophin Sarin John DeYarman, Matt Farmer
	AMES	DQ-48.98	Mark Charter, Steve Steenbeke Winston Huang, Clint Houge
Preliminary Heat 6			
1	WATERLOO, EAST	43.64	Devin Love, David Love Jerry Moses, Mark Norman
2	STORM LAKE	44.70	Aaron Brock, Chad Milbrandt John Cejka, Anthony DeMan,
3	ALGONA	45.21	Jeremy Holcomb, Ryan Halverson Pat Williams, Kurt Bormann
4	DES MOINES, HOOVER	45.24	Jay Hall, Brad Haugh Josh Hulling, Toshi Ueda

5	WILTON	45.34	Terry Ramsey, Matt Sawvell Steve Eiselstein, Chris Akers
6	WAPSIE VALLEY OF FAIRBANK	45.47	Tyler Molstre, Jeremy Kuker Trent Buenzow, Josh Wedemier
7	OSKALOOSA	45.73	Shannon Binns, Andy Fish Mitch Comstock, Dan Brice
8	BCLUW OF CONRAD	45.90	Daniel Reece, John Zehr Jeremy Hines, Marc Grant
Preliminary Heat 7			
1	ATLANTIC	44.79	Danny Mueller, Matt Nelson Nick Furlong, Mike Pellett
2	DAVENPORT, CENTRAL	44.91	James Thomas, Tony Sisk Ricky McBride, Bryan Shorter
3	PELLA CHRISTIAN	45.07	Mark Boender, Eric Stam Shaun Van Dusseldorp, Thomas Hubers
4	IOWA CITY, WEST	45.24	Daren Dickel, Damon Harney Vong XayKosy, Jason McNatt
5	LOUISA-MUSCATINE OF LETTIS	45.73	Daniel Crabtree, Nathan Koppe Mike Mulder, Mike Hart
6	CLARINDA	45.91	Jeremy Latham, Billy Williams Ragan Pullen, Matt Moore
	MASON CITY	DNF	Dan Caropreso, Ben Kellogg Dan Youmans, Steve Linville
	CLARKE OF OSCEOLA	DQ-45.74	Jason Kiger, Cade Kelly Kenny Fry, Jason Rowe
Preliminary Heat 8			
1	HUBBARD-RADCLIFFE	45.32	Marty Eide, Chad Holt Curt Winter, Russ Camacho
2	ADM OF ADEL	45.36	Brad Douglas, Courtney Bruce Justin Bandy, Joe Straight
3	WOODWARD-GRANGER	45.49	Ron Trump, Nathan Struve Dan Ryan, J. B. Kiley
4	DES MOINES, ROOSEVELT	45.52	Chris Oliver, Anthony Rife Cassius Cooper, Matt Casebolt
5	PLEASANT VALLEY	45.58	Cory Huff, Tom Dodds Dave Rodgers, Chris Norris
6	GRINNELL	45.64	Dan Johnson, Geoff Jensen Drew Sherman, Tim Longman
7	WESTWOOD OF SLOAN	45.68	Brian Koenig, Bret Healy A. J. Godfredson, Tom Green
8	MISSOURI VALLEY	46.33	Jason Kohl, Mike Aronson Nate Tierney, Jeremy Damon
Preliminary Heat 9			
1	OGDEN	45.29	Jason Simpson, Brent Faber Chris Paulson, Chad Sorenson
2	OELWEIN	45.41	Dustin Smith, Steve Kalb Tony Bradley, Eric Weiford

	Brandon Meinders, Chris Van Scoy	45.50
	Chad Brown, Aaron Waggie	
4	PANORAMA OF PANORA	45.73
	Mark Petersen, Shaun Moylan	
	Bob McFadden, Jacob Taylor	
5	CARDINAL OF ELDON	45.94
	Steve Blumer, Aaron Yeager	
	Matt Eakins, Jeff Adam	
6	FAIRFIELD	46.39
	Tim Egli, Nathan Porter	
	Ryan Richardson, Jeremy Small	
7	LAWTON-BRONSON	46.42
	Jeremy Hoelker, Paul Bata	
	Brent Horsley, Skip Miller	
8	POCAHONTAS AREA	46.76
	Mike Dolan, Brian Tjaden	
	Mike Hayungs, Joe Slattery	

Preliminary Heat 10

1	DENVER	45.92
	Collin Anderson, David Goebel	
	Josh Meier, Christian Guenther	
2	CLARINDA ACADEMY	45.96
	Isaiah LaBeaux, Joe Gillenwater	
	Isom Rogers, Quanta Moss	
3	LEWIS CENTRAL OF COUNCIL BLUFFS	46.06
	Chris Gates, Doug Kinsel	
	Kyle Coleman, Karl Kraut	
4	ALBERT CITY-TRUESDALE	46.67
	Kyle Kolander, Barry Engelmann	
	Kyle Herrig, Chad Buske	
5	WEST MONONA OF ONAWA	46.76
	Jacob McCracken, Jeremy Struble	
	Jon Hardersen, Jeremy Hinkel	
6	STAR MOUNT OF ARLINGTON	47.11
	Nick Wallace, Brandon Brown	
	Brandon Stumberg, Isaac Otdoerfer	
	APLINGTON-PARKERSBURG	DNF
	Nate Lester, Chadd Johnson	
	Dusty DeVries, Cody Wiegmann	
	CHARLES CITY	DQ-46.40
	Brian Bohlen, Nate Gabel	
	Chris Grimm, James Fisher	

Preliminary Heat 11

1	BETTENDORF	44.67
	Marshall Frazier, Nick Dehner	
	Rob Colvin, Andrew McFedries	
2	MUSCATINE	45.41
	Steve Robertson, Edwin Colon	
	Jacob Furlong, Ryan Nicholson	
3	NORTH POLK OF ALLEMAN	45.44
	Ryan Sparks, Jason Bailey	
	Ben Fjelland, Chris Ryan	
4	COLUMBUS OF COLUMBUS JUNCTION	46.34
	Tim Prior, Sam Reighard	
	Don McCullough, Jake Sands	
5	KINGSLEY-PIERSON	46.37
	Tim Crabb, Jeremy Sitzmann	
	Scott Kuchel, Darrin DeVries	
6	DUBUQUE, HEMPSTEAD	46.38
	Glen Kramer, Scott Claussen	
	Jeff Weidemann, Matt Koch	
7	GRUNDY CENTER	46.47
	Dan McMartin, Barry Kuiper	
	Jerod Wilson, Andy Lebo	
8	MANSON-NW WEBSTER	46.50
	Dan Oswald, Aaron Zieg	
	Greg Goeders, Kyle Troyer	

Preliminary Heat 12

1	SOUTHEAST POLK OF RUNNELLS	45.14
	Josh Alton, Brian Town	
	Dave Dunagan, Cory Blood	
2	GLENWOOD	45.57
	Brian Dunn, Scott Bryson	
	Corey Cain, Clint Madison	
3	MADRID	45.87
	Scott Olsen, Bill Albright	
	Stephen Pohl, Larry Fuller	
4	NEW HAMPTON	45.91
	Chad Leonard, Robb Steven	
	Ryan Rausch, Dave Nielsen	
5	KEOKUK	45.93
	Nate Summers, Chris Moander	
	Matt Mueller, Mark Woodring	
6	KNOXVILLE	46.07
	Corey Garrington, Scott Hoch	
	Jamie Klootwyk, Clint Harvey	
7	WEST LIBERTY	46.20
	Brad Guinn, James Laughlin	
	Tavo Garcia, Shane Kaalberg	
8	FORT MADISON	46.92
	Jason Haessig, Jason Crooks	
	Clint Boeding, Shaun Allen	

Preliminary Heat 13

1	INDIANOLA	45.06
	Mike Noble, Matt Heideman	
	Matt Carlson, Ben Overman	
2	CENTRAL CITY	45.88
	Troy Craine, Darrin Silver	
	Greg Pflughaupt, Ken Marsh	
3	NORTH FAYETTE OF WEST UNION	45.92
	Phil Wagner, Dave Wagner	
	Chris Wiebers, Court Lutgen	
4	COUNCIL BLUFFS, JEFFERSON	46.17
	Jerod Madden, Steve Messerli	
	Nick Ochoa, Shawn Goldsberry	
5	ELDORA-NEW PROVIDENCE	46.25
	Ira Wikert, Ryan Butler	
	Josh Harrell, Mike Rooks	
6	MARSHALLTOWN	46.26
	Brandon Landas, Nate Hegdahl	
	Brad Hanchak, Brandon Davison	
7	NORTHEAST OF GOOSE LAKE	46.62
	Lucas Rickertsen, Ryan Wisor	
	Matt Mommsen, Jason Heiar	
8	WASHINGTON	46.80
	Luke Miller, Matt Good	
	Travis Carlson, Tanner Pump	

Preliminary Heat 14

1	AUDUBON	46.53
	Dean Nielsen, Nate Levis	
	Tony Englin, Nate King	
2	BATTLE CREEK-IDA GROVE	46.66
	Nathan Buss, Mike Meier	
	Todd Henderson, Donovan Buss	
3	FARRAGUT	46.88
	Jake Welchans, Wes Gee	
	Ben Thompson, Donovan Spears	
4	HARLAN	46.98
	Brad Schmitz, Brandon Haigh	
	Steve Schechinger, Chad Hansen	
5	VAN BUREN OF KEOSAUQUA	46.99
	Sam Allums, Cory Begley	
	Cam Appleman, Colin Smith	
6	JEFFERSON-SCRANTON	47.99
	Nate Haypert, Lee Marshal	
	Adam La Cock, Brian Sacre	

WINNERSEI	DNF	
Jeremy Willis, Matt Ladwig Ryan Armstrong, Chad Pritts		
EDDYVILLE-BLAKESBURG	DNF	
Robert Rupprecht, Dave Gordan Josh Rouw, Joe Blommers		
Preliminary Heat 15		
1 ANAMOSA	45.44	
Dan Achenbach, Tim Lambertsen Tyler Remley, Ben Schwartz		
2 ROCKFORD	46.49	
Mark Nichols, Eric Schmitt Travis Ehlebracht, Eric Muller		
3 VINTON-SHELLSBURG	46.55	
Randy Johnson, David Geater Ryan Thole, Blake Trantham		
4 CEDAR RAPIDS, REGIS	46.63	
Shawn Fenton, Jeff Oakley Matt Friedman, Matt Johnson		
5 CEDAR RAPIDS, PRAIRIE	46.74	
Adam Rudd, Grant Kellogg Brian Beaty, Mark Westemier		
6 ESSEX	46.82	
James York, Steve Franks Nick Carlson, Kasey Carlson		
7 BOONE	46.90	
Cory Wood, Scott Miller Nate Chown, Nick Fitzgerald		
SIOUX CITY, NORTH	DNF	
Shawn Frankl, Kelvin Rinzy Chad La Fave, Mark Millard		
Preliminary Heat 16		
1 LINN-MAR OF MARION	45.16	
Rob Truss, Nate Neuhart Todd DeWoody, Andy Maloney		
2 NORWALK	46.03	
Pete Nutting, Troy Atherton Rob Davis, Brett Upchurch		
3 DES MOINES, LINCOLN	46.81	
Bob Beltrame, Joe Nizzi Rob Johnson, Theron Hunt		
4 OLIN-OXFORD JUNCTION	47.05	
Aaron Smiley, Kasey Nebergall Michael Wagner, Kahm Saver		
5 GILBERT	47.20	
Chris Trampel, Kelsey Jacob B.J. Terrones, Ryan Smith		
6 OKOBOJI OF MILFORD	47.25	
Jacob Jostand, Nate Noble Wes Enderson, Eric Holman		
7 NORTH MAHASKA OF NEW SHARON	47.76	
Jeremy Van Zee, Brad Johnson Brad Colligan, Mike Miller		
WAUKON	DNF	
Joey Zimmerli, Tom Otting Jeremy Mohwinkle, Jeremy Fahey		
Preliminary Heat 17		
1 ODEBOLT-ARTHUR	46.55	
Jared Bruening, Tyson Quirk Seth Profit, Clint Profit		
2 GRISWOLD	46.63	
Charles James, Jedd Taylor Nick Turner, Dan Towne		
3 ALBIA	47.04	
Nick Griffin, Dusty Hutchinson Mark Sertterh, Mitch Chance		
4 RED OAK	47.14	
Randy Mundt, Matt Clayton Dustin Williams, Cam Elliott		

5 WINNERSEI		47.21
Ted Bergstrom, Curtis Waddingham Ben Hoskinson, Brian Tadlock		
6 TIPTON		47.24
Josh Grau, Eric Daufeldt Josh Meier, Bill Tate		
7 NISHNA VALLEY OF HASTINGS		47.27
Ryan Colerick, Jamie Reents Chris Payne, John Glynn		
8 NEVADA		47.59
Jason Montegna, Mike Langmo Sangka Luck, Dan Ross		
Preliminary Heat 18		
1 DUBUQUE, WAHLERT		45.50
Jaime Marshall, Matt Walker Josh Azebeokhai, Wade Schmelzer		
2 LE MARS, GEHLEN		45.53
Ryan Meis, Matt Nanninga Kevin Flaherty, Jed Dull		
3 ALTA-AURELIA		45.92
Chris York, Brent Carmichael Ryan Wilkenson, Cory Wuebben		
4 SCHALLER-CRESTLAND OF EARLY		46.27
Derek Wall, Travis Wunschel Ben Reis, Stuart Helming		
5 WATERLOO, COLUMBUS-DON BOSCO		46.76
Chris Breidenbach, Greg McLaughlin Mark Thompson, Andy Adams		
6 WEBSTER CITY		46.97
Erik Hoveland, Kit Thongsouk Zach Mitchell, Jeremy Runyan		
7 IOWA MENNONITE OF KALONA		47.15
Ledru Miller, Nate DeHerrera Andy Houts, Nate Miller		
BONDURANT-FARRAR		DQ-47.11
Eric Ray, Eric Jackson Justin Hall, Joel Looft		
Preliminary Heat 19		
1 DUNKERTON		46.78
Matt Tisue, Joe Carter Bryan Grady, Paul Burger		
2 DALLAS CENTER-GRIMES		46.93
Brian Patrick, Jay Clinkinbeard Mike Nelson, Ryan Smith		
3 SIGOURNEY		46.95
Ryan Schauf, Dustin Dobbins Tim Flynn, Greg Hammes		
4 HARTLEY-MELVIN-SANBORN		47.01
Bryan Nieman, Ryan Lux Matt Lux, Troy Salazar		
5 SOUTH PAGE OF COLLEGE SPRINGS		47.38
Mark Edwards, Brad Farmer Colin Grafft, Kevin Wise		
6 BELMOND-KLEMME		47.41
Colby Yoder, John Williams Brad Dougherty, Jesse Armour		
CRESTON		DQ-47.46
Mike Mansour, Pat Coen Matt Nardy, Brad Adamson		
Preliminary Heat 20		
1 SHENANDOAH		46.30
Brian Blank, Heath Graham Tim Meyer, Chris Gardner		
2 GARNER-HAYFIELD		46.70
Matt Schoneman, Cory Graham Collin Schaeffer, Troy Stupka		
3 WEST BRANCH		46.86
Chad Gade, Andy Swenson Jim Eakes, Curtis Uthe		

7	WATERLOO, WEST	46.89
	Ryan Mitchell, Paul Evans	
	Brandon McAuley, Jeff Moreau	
	NORTHERN IOWA OF CEDAR FALLS	DQ-45.96
	Eric Olson, Ryan Smiley	
	Isaiah Schoeman, Luke Slater	

High School Boys' 4x200 Meter Relay Finals

1	IOWA CITY	1:28.90
	Jess Holland, Mike Richards	
	Merrill Coleman, Jason Ringena	
2	SIOUX CITY, WEST	1:29.52
	Jason Alter, Zeron Flemister	
	Tony Bigelow, Derrick Franklin	
3	SIOUX CITY, HEELAN	1:30.62
	Chad Heying, Jason Potter	
	Kirk Chamberlain, Kelsey Young	
4	DOWLING OF WEST DES MOINES	1:30.63
	Dave Ferguson, Shayne Miller	
	Tom Tavegia, Tyrone Tyler	
5	AMES	1:31.30
	Mark Charter, Winston Huang	
	Matt Loney, Clint Houge	
6	CEDAR RAPIDS, WASHINGTON	1:31.35
	Jay Frazier, Casey Prince	
	Rob Brimmer, Aaron Burrell	
7	WAVERLY-SHELL ROCK	1:31.52
	Mike Ramker, Ryan Pick	
	Bryan Gilbreath, Adam Folkerts	
	DUBUQUE	DNF
	Mike Berkley, Pat Ferry	
	Shane Loney, Steve Ruden	

Preliminary Heat 1

1	IOWA CITY	1:28.41
	Jess Holland, Mike Richards	
	Merrill Coleman, Jason Ringena	
2	SIOUX CITY, WEST	1:29.02
	Jason Alter, Zeron Flemister	
	Tony Bigelow, Derrick Franklin	
3	WAVERLY-SHELL ROCK	1:31.63
	Mike Ramker, Ryan Pick	
	Bryan Gilbreath, Adam Folkerts	
4	DUBUQUE	1:31.97
	Mike Berkley, Pat Ferry	
	Shane Loney, Steve Ruden	
5	IOWA CITY, WEST	1:32.02
	Nick Busch, Shane Lauthen	
	Daren Dickel, Vong XayKosy	
6	WATERLOO, WEST	1:32.09
	Sir Gardner, Rico Jordan	
	Eric Johnson, Josh Kehoe	
7	BETTENDORF	1:32.92
	Marshall Frazier, Nick Dehner	
	Rob Colvin, Andrew McFedries	
8	CEDAR RAPIDS, JEFFERSON	1:33.24
	Jason Ringler, Corey Young	
	Dan Wolfe, Shane Kelsey	

Preliminary Heat 2

1	SIOUX CITY, HEELAN	1:30.39
	Chad Heying, Jason Potter	
	Kirk Chamberlain, Kelsey Young	
2	AMES	1:31.08
	Mark Charter, Winston Huang	
	Matt Loney, Clint Houge	
3	CEDAR RAPIDS, WASHINGTON	1:31.66
	Jay Frazier, Casey Prince	
	Rob Brimmer, Aaron Burrell	
4	MUSCATINE	1:32.84
	Mike Each, Josh Boyer	
	Jacob Furlong, Ryan Nicholson	

5	BALLARD OF HUXLEY	1:32.95
	Andrew Lundy, Curt Accola	
	Clint Blackburn, Amos Nelson	
6	FORT DODGE	1:34.27
	Cory Braunschweig, Terry Reiners	
	Mark Wills, Randy Reiners	
7	DAVENPORT, NORTH	1:36.05
	James Davis, Mark Sturdivant	
	Micky Sisk, Geovanti Steward	
	SPENCER	DNF
	Josh Sheley, Marc Ricketts	
	Eric Maurer, Matt Maurer	

Preliminary Heat 3

1	DOWLING OF WEST DES MOINES	1:31.20
	Dave Ferguson, Shayne Miller	
	Tom Tavegia, Tyrone Tyler	
2	NEWTON	1:32.42
	Terry Bricker, Ryan Maki	
	Jason Doland, Justin George	
3	DAVENPORT, ASSUMPTION	1:32.55
	Matt Forbes, Kevin Collins	
	Grant Pohlmann, Tony Collins	
4	GRINNELL	1:32.71
	Geoff Jensen, Bill Daniel	
	Joel Bair, Jesse Petersen	
5	PELLA	1:33.07
	Ross Polking, Josh Roose	
	John DeYarman, Matt Farmer	
6	MOUNT PLEASANT	1:33.24
	Phil Allender, Nate Ensminger	
	Jason Schroeder, Chad Menke	
7	LEMARS, GEHLEN	1:33.33
	Matt Nanninga, Brad Sitzmann	
	Kevin Flaherty, Jed Dull	
	VALLEY OF WEST DES MOINES	DNF
	Bret Miller, Mark Westergaard	
	Josh McIntire, Marc Vloedman	

High School Boys' 4x400 Meter Relay Finals

1	IOWA CITY	3:22.58
	Jess Holland 50.9, Mike Richards 51.5	
	Rob Thein 51.0, Jason Ringena 49.2	
2	AMES	3:22.59
	Mark Charter 52.2, Mert Sermet 50.0	
	Clint Houge 52.2, Dustin Avey 48.3	
3	SIOUX CITY, HEELAN	3:24.96
	Kelsey Young, Jason Potter	
	Kirk Chamberlain, Chad Heying	
4	ANKENY	3:25.95
	Kyle Bolejack 52.7, Joey White 50.3	
	Chris Froehle 52.9, Shawn Hamersley 50.0	
5	DUBUQUE	3:26.14
	Mike Berkley, Pat Ferry	
	Shane Loney, Steve Ruden	
6	DES MOINES, ROOSEVELT	3:26.87
	Chris Crawford 51.2, David Houston 55.0	
	Tuffy Jackson 50.2, Tony Houston 50.3	
7	INDIANOLA	3:27.18
	Brannon Hilton, C.J. Allen	
	Andy Launspach, Matt Williams	
8	GRINNELL	3:28.32
	Bill Daniel 52.8, Joel Bair 52.9	
	Tom Clement 53.3, Jesse Petersen 49.3	

Preliminary Heat 1

1	IOWA CITY	3:22.44
	Jess Holland 51.3, Mike Richards 50.3	
	Jason Ringena 49.4, Rob Thein 51.4	
2	AMES	3:22.64
	Mark Charter 51.4, Mert Sermet 51.2	
	Clint Houge 50.8, Dustin Avey 49.3	

3	SIoux CITY, HEELAN	3:23.95
	Kelsey Young 51.4, Jason Potter 52.5	
4	GRINNELL	3:25.94
	Bill Daniel 52.4, Joel Bair 52.2	
	Tom Clement 52.3, Jesse Petersen 49.0	
5	INDIANOLA	3:26.62
	Brannon Hilton, C.J. Allen	
	Andy Launspach, Matt Williams	
6	NEWTON	3:27.32
	Jason Doland, Ryan Barton	
	Kevin Ferguson, Justin George	
7	HUMBOLDT	3:28.10
	Jeremy Stattleman 50.1, Chris Taylor 52.9	
	Andy Oppel 50.6, Jared Heinz 54.2	
	URBANDALE	DNR
	Abram Sloss, Trent Raasch	
	Todd Pattee, Dan Boes	

Preliminary Heat 2

1	ANKENY	3:25.46
	Kyle Bolejack 51.7, Joey White 50.8	
	Chris Froehle 51.6, Shawn Hamersley 51.4	
2	DES MOINES, ROOSEVELT	3:25.99
	Chris Crawford, Tuffy Jackson	
	David Houston, Tony Houston	
3	DUBUQUE	3:26.16
	Mike Berkley 51.6, Pat Ferry 53.6	
	Shane Loney 51.4, Steve Ruden 50.6	
4	SPENCER	3:26.92
	Kevin Oestenstad, Eric Maurer	
	Chris Harms, Matt Maurer	
5	CEDAR FALLS	3:29.88
	Chad Homewood, Travis Wildeboer	
	Nathan Howard, Brent Clemons	
6	BALLARD OF HUXLEY	3:29.98
	B.J. Harmon, Chris Dietz	
	Amos Nelson, Clint Blackburn	
7	DUBUQUE, HEMPSTEAD	3:29.98
	Brad Cavanagh, Brian Siegert	
	Ben Koehler, Ron Mescall	
8	SIOUX CITY, WEST	3:39.74
	Justin Ball, Nick Calvillo	
	Nate King, Tony Bigelow	

Preliminary Heat 3

1	DAVENPORT, ASSUMPTION	3:28.03
	Charlie Stelk, Tim Wright	
	Pat Bush, Tony Collins	
2	COUNCIL BLUFFS, JEFFERSON	3:28.35
	Jeremy Branson, Jerod Madden	
	August Manz, Nick Ochoa	
3	CLINTON	3:29.45
	Brian Young, Ulysses Patterson	
	Chris Barber, Curtiss Johnson	
4	KNOXVILLE	3:29.72
	Dan Rowley, Greg Dye	
	Greg Sinnott, Brad Young	
5	PLEASANT VALLEY	3:30.44
	Tom Dodds, Tim Hanson	
	Chris Norris, Dave Rodgers	
6	FORT DODGE	3:31.60
	Cory Braunschweig, Terry Reiners	
	Mark Wills, Randy Reiners	
7	DES MOINES, HOOVER	3:37.61
	Josh Hulling, Bob Shearon	
	Brad Haugh, Jay Hall	
	CEDAR RAPIDS, PRAIRIE	DQ-3:29.15
	Brock Boettcher, Monty Moore	
	Josh Umstead, Chris Windenburg	

High School Boys' 4x800 Meter Relay Finals

1	INDIANOLA	7:55.14
	Matt Williams 2:00.0, Andy Launspach 1:58.2	
	Mark Bresnan 2:00.0, Eric Bergman 1:57.0	
2	CEDAR RAPIDS, PRAIRIE	7:55.18
	Brock Boettcher 1:58.2, Chris Windenburg 1:58.7	
	Monty Moore 2:00.1, Josh Umstead 1:58.1	
3	IOWA CITY	7:59.49
	Rory Triplett 1:59.0, Sean Triplett 1:59.8	
	Scott Gordon 2:00.8, John McMurray 1:59.9	
4	ANKENY	7:59.97
	Shawn Hamersley 2:00.8, Ryan Vestal 2:00.7	
	Ryan Blahauvietz 1:59.7, Andy Morris 1:58.7	
5	AMES	8:02.29
	Jason Wray 2:00.5, Nick Dau 2:02.3	
	Bruno Gilchrist 2:02.5, Mert Sermet 1:57.0	
6	DUBUQUE, HEMPSTEAD	8:02.47
	Brian Siegert, Andres Avelar	
	Esteve Conesa, Jason Emmert	
7	DUBUQUE	8:05.11
	Dave Repass 2:03.0, Jee Stark 2:02.8	
	Nate Smith 2:02.3, Rob Brock 1:56.6	
8	LAWTON-BRONSON	8:05.79
	Ryan Smith 2:00.8, Curt Reekers 1:59.9	
	Pat Ferdig 2:01.2, Kip Hays 2:04.9	
9	VALLEY OF WEST DES MOINES	8:06.50
	Ethan Mastny, Jud Eastman	
	James Langdon, Matt Heimsoth	
10	SIOUX CITY, EAST	8:08.42
	Mike Kuenzi 2:02.6, Ryan Erwin 2:03.6	
	Nolan Speichinger 1:55.1, Matt Canterbury 2:06.9	
11	CEDAR FALLS	8:09.35
	Brent Clemons, Jon Voight	
	Kyle Klingman, Justin Kinard	
12	SOUTH O'BRIEN OF PAULLINA	8:10.83
	Chas Hughes, Colin Youde	
	James Meyer, Corey Wittrock	
13	NEVADA	8:14.51
	Matt Walker, Brian Oltman	
	Adam Egeland, Billy Fischer	
14	MASON CITY	8:14.54
	Bill Coddington, Nate Gasperi	
	Andrew Hagman, John Boedeker	
15	MUSCATINE	8:40.85
	Andres Leza, Skip Hansen	
	Jay Kennedy, Mike Hazelwood	
	SPENCER	DNF
	Tim Smith, Kevin Oestenstad	
	Cory Campbell, Jeremy Haack	

High School Boys' Sprint Medley Relay Finals

1	CEDAR FALLS	3:30.81
	Chad Homewood, Tony Wieland	
	Brent Clemons, Justin Kinard	
2	URBANDALE	3:32.54
	Tony Tatman, Eric Turner	
	Abram Sloss, Sam Burkett	
3	IOWA CITY	3:32.55
	Jess Holland, Cory Kendall	
	Jason Ringena, John McMurray	
4	JEFFERSON-SCRANTON	3:34.87
	Nate Richardson, Shaun Meinecke	
	Ryan Nation, Brent Mac Lagan	
5	SIOUX CITY, HEELAN	3:35.63
	Ryan Godfrey, Kelsey Young	
	Kirk Chamberlain, Jason Potter	
6	KNOXVILLE	3:35.91
	Clint Harvey, Greg Sinnott	
	Brad Young, Mike Stults	

7 SIOUX CITY, EAST	3:39.16
Rory McKenna, Mark Sweisberger Ryan Erwin, Matt Canterbury	
CEDAR RAPIDS, REGIS	DQ-3:30.49
Jeremy Luerkens, Brent Egger Adam Scott, Jesse Sand	

Preliminary Heat 1

1 CEDAR FALLS	3:32.55
Chad Homewood, Tony Wieland Brent Clemons 50.0, Justin Kinard 2:00.0	
2 JEFFERSON-SCRANTON	3:32.70
Nate Richardson, Shaun Meinecke Ryan Nation, Brent Mac Lagan 1:52.9	
3 SIOUX CITY, EAST	3:34.65
Rory McKenna, Mark Sweisberger Ryan Erwin 50.0, Mike Kuenzi 1:58.1	
4 KNOXVILLE	3:34.66
Clint Harvey, Greg Sinnott Brad Young 51.9, Mike Stults 1:55.7	
5 OTTUMWA	3:37.60
Chad Chadwick, Tim Lunsford Trent White, Kirk Marsh	
6 ANKENY	3:43.57
Chris Froehle, Joey White Kyle Bolejack, Shane Conner	
SPENCER	DQ-3:33.90
Matt Maurer, Marc Ricketts Kevin Oestenstad 51.0, Jeremy Haack 2:04.2	
CEDAR RAPIDS, PRAIRIE	DQ-3:36.11
Adam Rudd, Brock Boettcher Chris Windenburg, Josh Umstead	

Preliminary Heat 2

1 CEDAR RAPIDS, REGIS	3:32.49
Jeremy Luerkens, Brent Egger Adam Scott, Jesse Sand	
2 URBANDALE	3:33.04
Tony Tatman, Eric Turner Abram Sloss, Sam Burkett	
3 IOWA CITY	3:33.94
Jess Holland, Cory Kendall Jason Ringena, John McMurray	
4 SIOUX CITY, HEELAN	3:36.69
Ryan Godfrey, Kelsey Young Kirk Chamberlain, Eric Potter	
5 PLEASANT VALLEY	3:41.30
Cory Huff, Tom Dodds Tim Hanson, Chris Norris	
6 DUBUQUE, HEMPSTEAD	3:43.86
Brian Siegert, Joe Horaney Brett Lansdown, Jason Emmert	
7 DUBUQUE	3:52.23
Sam Kaune, Tony Smith Ray Bing, Dave Repass	
NEWTON	DNF
Jason Doland, Justin George Ryan Barton, Kevin Ferguson	

Preliminary Heat 3

1 COUNCIL BLUFFS, JEFFERSON	3:37.23
Steve Messerli, Jeremy Branson Jerod Madden, Nick Ochoa	
2 INDIANOLA	3:38.27
Matt Williams, Matt Oberender C.J. Allen, Brannon Hilton	
3 FAIRFIELD	3:39.53
Jeremy Small, Tim Egli Matt Hempel 52.5, John Engbrecht 1:59.6	
4 WAVERLY-SHELL ROCK	3:39.63
Mike Ramker, Bryan Gilbreath Justin Ryan 51.7, Steven Stafford 2:02.0	

5 MUSCATINE	3:42.79
Mike Each, Ryan Nicholson Josh Boyer 51.7, Andres Leza 2:04.7	
6 MASON CITY	3:43.48
Travis Carlson, Dan Denhardt Mike King 52.8, Bill Coddington 2:03.3	
7 DES MOINES, ROOSEVELT	3:49.08
Chris Crawford, David Houston Tony Houston 49.9, Eric Graham 2:11.9	
8 FORT DODGE	3:50.55
Leon Kershaw, Andy Witt Justin Wolfe 55.7, Cory Shellmyer 2:06.2	

High School Boys' High Jump Finals

1 Scott Armstrong, Indianola	JR	6'08"
2 Eddie Berlin, Urbandale	JR	6'07"
3 Darren Dwight, Ottumwa	SR	6'05"
4 Cory Spencer, Colo-Nesco		6'05"
5 Josh Guttau, Treynor	SR	6'05"
6 Aaron Taylor, Winfield-Mount Union		6'03"
6 Bryon Callahan, Cascade	SR	6'03"
6 Cam Appleman, Van Buren of Keosauqua		6'03"
6 Ted Vandeventer, Valley of West Des Moines	JR	6'03"
6 Nick Reade, Midland of Wyoming	SR	6'03"
6 Ryan Ridnour, Ames	JR	6'03"
12 Jason Nekola, South Tama of Tama	SO	6'03"
13 A.B. Cassell, Cedar Rapids, Jefferson	SR	6'03"
Court Lutgen, North Fayette of West Union	JR	
Corey Willie, North Scott of Eldridge	SR	
Geoff Dumolien, Burlington	SR	
Mark Thompson, Waterloo, Columbus-Don Bosco	JR	
Colin Cornelius, Dubuque	SR	
Jason Mohr, Spencer	JR	

High School Boys' Long Jump Finals

Wind - +0.14

1 Mark Norman, Waterloo, East		22'03.50"
2 Jess Holland, Iowa City	SO	22'03.25"
3 Mike Richards, Iowa City	JR	21'11.25"
4 Bryan Gilbreath, Waverly-Shell Rock	SO	21'08.50"
5 Bihn Hua, Urbandale	JR	21'03.50"
6 Vong XayKosy, Iowa City, West	SO	21'02"
7 Matt Forbes, Davenport, Assumption		20'11.75"
7 Aaron Spears, Davenport, Central	JR	20'11.75"
9 Aaron Clinton, Davenport, North	JR	20'06.50"
10 Ulysses Patterson, Clinton	JR	20'06"
11 Doug Miller, Mount Pleasant	SR	20'04.75"
12 Terry Reiners, Fort Dodge	SO	20'03.50"
13 Mike Gray, West Monona of Onawa	SR	20'02.50"
14 Troy Schulte, Sioux City, Heelan	SO	20'00"
15 Sam Allums, Van Buren of Keosauqua		19'07.75"
16 Curt Accola, Ballard of Huxley	JR	19'03"
17 Jeff Kelling, Marshalltown	SR	

High School Boys' Shot Put Finals

1 Jamie Beyer, Prairie City-Monroe	SR	61'10.75"
2 Erik Rogers, Davenport, West	SR	55'00.25"
3 Joel Rochford, New Hampton	SR	53'02.75"
4 Jim Leemon, Waverly-Shell Rock	SR	52'08.50"
5 Travis Senters, Iowa Falls	SR	51'07.75"
6 Nick Andersen, Treynor	SR	50'11"
7 Chad Deal, Lewis Central of Council Bluffs	SR	50'08"
8 Matt Voge, Galva-Holstein	SR	50'05.75"
9 Matt Mohler, Urbandale	JR	50'04.75"
10 Steve Schoof, Burlington	SR	49'11"
11 Chris Butcher, Le Mars	SR	49'10.50"
12 Cory Bern, Spencer	JR	49'10.25"
13 Dan Zuniga, Columbus of Columbus Junction	SR	49'08.75"
14 Drew Elmer, Cedar Falls	SR	49'01"
15 Matt Monahan, Des Moines, Roosevelt		48'08.25"
16 Rusty Bromwell, Muscatine	SR	48'04.25"
17 Brian Keat, Carroll		48'01"
18 Dave Jennings, Nevada		46'04.50"
19 Clint Dredge, Mount Ayr		45'09"

High School Boys' Discus Finals

1	Travis Senters, Iowa Falls	SR	162'01"
2	Billy Nordyke, Winfield-Mount Union		157'11"
3	Dave Jennings, Nevada		153'04"
4	Chad Deal, Lewis Central of Council Bluffs	SR	151'10"
5	Cory Bern, Spencer	JR	150'08"
6	Jeff Jacobsen, Sac City		148'08"
7	Brent Wellik, West Hancock of Britt	SR	147'03"
8	Eric Varcho, North Scott of Eldridge	JR	145'09"
9	Chris Butcher, Le Mars	SR	145'08"
10	Chip Brundage, Mount Ayr		145'05"
11	Erik Rogers, Davenport, West	SR	145'05"
12	Ryan Gripp, Indianola	JR	145'04"
13	Bryan Daufeldt, West Liberty	JR	145'02"
14	Brad Joens, Cedar Rapids, Regis		144'05"
15	Clint Knoll, Dallas Center-Grimes		143'11"
16	Adam Struck, Cherokee		143'07"
17	Sol Wikert, Northern Iowa of Cedar Falls	SR	143'00"
18	Jamie Beyer, Prairie City-Monroe		142'10"
19	Jim Leemon, Waverly-Shell Rock	SR	142'00"
20	John Lavelle, Bettendorf	SR	140'05"
21	Zechary Schiebout, Pella Christian	JR	138'03"
22	Rusty Bromwell, Muscatine	SR	133'11"
23	Jeremy Duehr, Dubuque	JR	129'11"
24	Matt Monahan, Des Moines, Roosevelt		129'10"
25	Jeremy Marvel, Glenwood	SR	128'02"
26	Matt Mohler, Urbandale	JR	124'08"
27	Nate Numkena, Bettendorf	SO	123'07"
28	Jeremy Stober, Ankeny		fouls

High School Girls' 100 Meter Dash Finals

Wind - -2.28

1	Christi Hogan, Ankeny	JR	12.65
2	Shynell Stender, Mason City	JR	12.81
3	Cari Hoeman, Valley of West Des Moines	SO	12.83
4	Laura Aschoff, Ankeny	FR	12.87
5	Jill Anderson, Marshalltown	SR	12.98
6	Erika Hamel, Madrid	SO	13.02
7	Susie Reinhardt, Belle Plaine	FR	13.03
8	Kris Roebken, Dubuque, Hempstead	SO	13.05

Preliminary Heat 1

1	Ty Sykes, Waterloo, East	JR	12.8
2	Kelly Hart, Laurens-Marathon		13.6
3	Stacey Marr, New Hampton		13.6
4	Jessica Pace, Centerville		14.3
5	Molly Johnson, Waukee		14.7

Preliminary Heat 2

1	Amber Engelen, Ames	FR	12.8
2	Abby Roe, Van Buren of Keosauqua	JR	13.2
3	Ashley Wills, Council Bluffs, St. Albert		13.5
4	Erin Land, Clinton	JR	13.6
5	Molly Perkins, Laurens-Marathon		13.8
6	Amie Hart, Centerville		14.3
7	Chrissy Johnson, North Scott of Eldridge		14.3

Preliminary Heat 3

1	Christi Hogan, Ankeny	JR	12.6
2	Almetha McNeal, Davenport, Central	SR	12.9
3	Cameo Gillespie, Red Oak		13.9
4	Alicia Riddick, Iowa City, West		14.1
5	Melanie Proctor, Norwalk		14.3
6	LaShowda Smith, Des Moines, East		14.4
7	Stacey Tye, Griswold		15.4

Preliminary Heat 4

1	Erica Davis, Iowa City		12.7
2	Angella Welch, Des Moines, Lincoln	JR	12.8
3	Erin Van Wyk, Pella Christian		13.0
4	Jamie Winchell, Treynor		13.9
5	Jamie Collins, Eldora-New Providence		14.0
6	Alicia Ruble, Southeast Warren of Liberty Center	SR	14.1

Preliminary Heat 5

1	LeAnne Florke, Cherokee		13.0
2	Taylor Ewald, Des Moines, Roosevelt		13.1
3	Carrie Leber, Treynor		13.2
4	Shammara Hobbs, Cedar Rapids, Washington		13.9
5	Tara Broadfeld, Fort Madison		14.1
6	Alissa Vavra, Shenandoah	SO	14.4

Preliminary Heat 6

1	Mandy Kitterman, Fort Dodge		12.8
2	Jessica Geronzin, Clinton	SR	13.0
3	Sarah Hinrichs, Ventura		13.1
4	Stephanie Ellsworth, Louisa-Muscatine of Letts		13.2
5	Elaine Jarnagin, Johnston	SR	13.4
6	Kristine Lambros, Keokuk		13.6
7	Amy Scott, Cedar Rapids, Prairie		13.9

Preliminary Heat 7

1	Katie McFarland, Iowa City, Regina	FR	13.0
2	Tanya Hunigan, Davenport, North	FR	13.1
3	Krystal McKinney, Fort Dodge		13.8
4	Tatum Rust, Harlan		13.8
5	Stacia Harrington, Cedar Rapids, Kennedy		14.1
6	Angie Slack, Southeast Polk of Runnells		14.3

Preliminary Heat 8

1	Kristin Fairley, Mount Vernon-Lisbon	SR	13.0
2	Mary DeCarlo, Interstate 35 of Truro		13.2
3	Tammy Frantz, Iowa City		13.4
4	Katie Lewis, Guthrie Center	SO	13.4
5	Jean Graves, Iowa City, West		13.6
6	Kara Dawson, Southeast Polk of Runnells		13.6
7	Natalie Rhoads, Ballard of Huxley	SO	13.7

Preliminary Heat 9

1	Charity Kuhlmann, Sioux City, North	SR	13.1
2	Amanda Swope, Iowa City, Regina	JR	13.2
3	Jessica Lewis, Guthrie Center	SR	13.3
4	Jessica Lingren, Ogden		13.9
5	Jessica Trine, West Marshall of State Center	JR	14.1
6	Jill Pirkl, Grinnell		14.5
7	Karen Platner, Anamosa		14.8

Preliminary Heat 10

1	Shynell Stender, Mason City	JR	12.6
2	Jenny Runchey, Atlantic	SR	13.1
3	Lyse Carr, Cedar Rapids, Washington		13.3
4	Felicia Van Vark, Pella		13.8
5	Jennifer Recker, South O'Brien of Paullina		13.8
6	Amy Allen, Grinnell		14.2

Preliminary Heat 11

1	Amanda McRell, Pleasant Valley	SR	13.2
2	Carrie Ford, Waverly-Shell Rock	SR	13.5
3	Mari Satana, Muscatine		13.8
4	Michelle Marcouiller, Dowling of West Des Moines		13.9
5	Tara Taylor, Des Moines, Hoover		14.1
6	Jenny Williams, Clarinda	FR	14.2
7	Audria Athen, Shenandoah		14.8

Preliminary Heat 12

1	Andrea McRell, Pleasant Valley	SR	13.1
2	Katie George, Cedar Rapids, Prairie		13.9
3	Alison Waddle, Pella		14.1
4	Jessie Clarahan, Sigourney		14.1
5	Tara Deering, Des Moines, Hoover		14.2
6	Erica Hemesath, Des Moines, East		14.3

Preliminary Heat 13

1	April Jacobson, Clarion-Goldfield	JR	13.0
2	Kim Counce, Sioux City, West		13.2
3	Allani Nelson, Davenport, North		13.4
4	Katie Sparks, Norwalk		13.8
5	Amy Reitz, West Marshall of State Center	SR	13.9
6	Betsy Stittsworth, Knoxville		14.2

Preliminary Heat 14

1	Susie Reinhardt, Belle Plaine	FR	12.7
2	Kelly Wenndt, Cedar Falls		13.3
3	Elisa Hutchinson, Creston		13.9
4	Jenny Howard, North Scott of Eldridge		14.0

5 Sara Sowers, Southeast Warren of Liberty Center	SO	14.4
6 Janelle Hardy, Clarion-Goldfield	JR	14.4
7 Becky Schenk, Stanton		15.1

Preliminary Heat 15

1 Maggie Hall, Harlan		12.8
2 Lindsay Tower, Cedar Rapids, Jefferson		12.9
3 Torri Tuggle, Cherokee		13.4
4 Marcy Krumm, Ballard of Huxley	SO	13.6
5 Amanda Bromell, Tipton		13.8
6 Jen Sinkler, Montezuma		14.2
7 Jennessa Sbiral, South Winneshiek of Calmar		14.3
8 Jill Petty, Dallas Center-Grimes		15.2

Preliminary Heat 16

1 Erika Hamel, Madrid	SO	12.6
2 Kelly Colvin, Mason City		13.8
3 Dena Johnson, Cedar Rapids, Jefferson		13.8
4 Karen Saylor, Marshalltown		13.9
5 Ali Payne, Atlantic		14.1
6 Melissa Schmidt, Underwood		14.6

Preliminary Heat 17

1 Heather Welsh, Oelwein	SR	12.9
2 Tiff Hocamp, ADM of Adel		13.6
3 Carrie Flood, Valley of West Des Moines	SO	13.6
4 April Lair, Burlington	FR	13.7
5 Virginia Knaack, Vinton-Shellsburg		14.0
6 Glory Davis, Fort Madison		14.1
7 Kellie Van Nordstrand, Lewis Central of Council Bluffs		14.3

Preliminary Heat 18

1 Laura Aschoff, Ankeny	FR	12.6
2 Niki Fisher, Ames		12.9
3 Tracie Cole, South Hamilton of Jewell	SR	13.2
4 Tara Bruce, ADM of Adel		13.5
5 Gina Scala, Keokuk	SO	13.6
6 Vanessa Beyer, Burlington		13.7
7 Shara Garner, Interstate 35 of Truro		14.2

Preliminary Heat 19

1 Gina Shannon, New Hampton	SO	13.5
2 Alison Bachman, Urbandale		13.7
3 Mary Woltz, Indianola		13.8
4 Angie Abels, West Hancock of Britt		13.9
5 Zoey Artist, CAM of Massena	FR	13.9
6 Mary Sass, Wilton	JR	14.0
7 Shauna Deutsch, Vinton-Shellsburg		14.3

Preliminary Heat 20

1 Cari Hoeman, Valley of West Des Moines	SO	12.7
2 Sarah Goepel, West Hancock of Britt	SR	13.3
3 Alissa Steffen, Waverly-Shell Rock		13.4
4 Jenny Carroll, Hampton-Dumont		13.7
5 Beth Hartman, CAM of Massena		13.8
6 Amanda Thomason, Newton		14.0
7 Melissa Lyon, Ogdan		14.2
8 Jenny Clem, Nevada		15.1

Preliminary Heat 21

1 Jill Anderson, Marshalltown	SR	12.7
2 Laura Murren, Clarinda	SO	13.4
3 Brooke Broderick, Waukee		13.6
4 Heidi Kiester, Johnston	FR	14.1
5 Sara Stensland, Iowa Falls		14.3
6 Tiffany Thornburg, Pleasantville		14.6
7 Sarah Anderson, Griswold		15.0
8 Erin Lower, Clarke of Osceola		15.1

Preliminary Heat 22

1 Kris Roebken, Dubuque, Hempstead	SO	12.7
2 Steph Seymour, Dallas Center-Grimes	SR	13.8
3 Jami Sonney, Ventura		13.9
4 Brittany Ziesman, Iowa Falls		14.3
5 Tonia Pezzetti, Carlisle		14.3
6 Kelly Fair, Glenwood		14.8

Preliminary Heat 23

1 Tonya Kubitz, Dubuque, Hempstead		13.2
2 Lindsay Courtney, Creston		13.5
3 Jaclyn Houghton, Urbandale	FR	13.7

4 Rebecca Sass, Wilton	SR	13.9
------------------------	----	------

Preliminary Heat 24

1 Dawn Hanson, Waterloo, East		13.4
2 Nikki Garrett, Clarke of Osceola		13.6
3 Stacy Roland, Cedar Rapids, Kennedy		14.1
4 Rosie Brodell, Davenport, Assumption		14.3
5 Desi Melgoza, Glenwood		15.8

Preliminary Heat 25

1 Lyndsay Tucker, Winterset		13.3
2 Erin Boike, Cedar Falls		13.5
3 Laura Hurmence, Mount Vernon-Lisbon	SO	13.7
4 Kinzee Hanson, Corwith-Wesley-Luverne	SO	13.9
5 Krystal Roberts, Van Buren of Keosauqua	SR	14.0
6 Theandra Gray, Davenport, Assumption		14.1
7 Tami Dirx, Storm Lake		14.2
8 Jodi Martin, Council Bluffs, Jefferson		14.8

Preliminary Heat 26

1 Stephanie Christensen, Des Moines, Roosevelt		13.5
2 Alicia Avitt, Carlisle		13.6
3 Elizabeth Opal, Council Bluffs, Lincoln		13.8
4 Amy Anderson, Storm Lake	FR	14.4

Preliminary Heat 27

1 Paula Ruen, Western Dubuque of Epworth	SR	12.9
2 Theresa Kelly, Dubuque, Wahlert		13.2
3 Missy Roos, South O'Brien of Paullina		13.5
4 Janet Ross, Underwood		14.5
5 Jessica Stiles, Nevada		14.5
6 Erin Wallerich, Sigourney		14.6
7 Jill Kemp, Winterset		15.6

Preliminary Heat 28

1 Emily Conrad, Sumner		13.4
2 Bree Elsbernd, South Winneshiek of Calmar		13.5
3 Holly Heilskov, Hampton-Dumont		13.6
4 Sara Elgin, Western Dubuque of Epworth	SR	13.6
5 Laurie Stahle, Tipton		13.7
6 Ann Marie Christy, Knoxville		14.2
7 Katie Knott, Lewis Central of Council Bluffs		14.8

Preliminary Heat 29

1 Kiendra White, Dowling of West Des Moines		13.4
2 Kristi Stenerson, Anamosa		14.1
3 Sabrina Blocker, South Tama of Tama		14.3
4 Kendra Luiken, Grundy Center		14.4
5 Kate Connor, Red Oak		14.5

Preliminary Heat 30

1 Heather Witt, Waterloo, West	JR	12.9
2 Alyson Gorham, Muscatine		13.5
3 Robin Machin, Newton	JR	13.7
4 Heather Arendt, Montezuma		14.2
5 Cory Stecker, Pleasantville		14.2
6 Silina Childers, Council Bluffs, Jefferson		14.4

High School Girls' 800 Meter Run Finals

1 Krista Trei, George-Little Rock	SR	2:15.84
2 Haley Newbrough, West Hancock of Britt	JR	2:17.08
3 Rachel Dozark, Ar-We-Va of Westside	JR	2:17.79
4 Abbie Archibald, Indianola	SO	2:18.85
5 Becky Rigel, Cedar Rapids, Prairie	JR	2:19.25
6 Becky Slick, Cedar Falls	JR	2:19.26
7 Sarah Pluim, Unity Christian of Orange City	SR	2:19.52
8 Cindy Kraft, Urbandale	JR	2:19.57
9 Sarah Robson, Belmont-Klemme	SO	2:19.61
10 Laurie Meythaler, Des Moines, Roosevelt	JR	2:20.17
11 Nicole Bergman, Indianola	SO	2:20.18
12 Mandy Mueller, Cedar Falls	SR	2:20.46
13 Anna Hauskins, North Kossuth of Swea City	SO	2:20.88
14 Megan McKinley, Cedar Falls	SR	2:24.39
15 Michelle Snyder, New Hampton	JR	2:32.62
Alienor Gilchrist, Ames	JR	DNF

High School Girls' 3000 Meter Run Finals

1 Sarah Gray, Cedar Falls	SO	9:55.94
2 Summer Johnson, Indianola	SR	9:58.43

3	Jana Peterson, Webster City	SR	10:08.84
4	Mandy Vitense, Tipton	SR	10:33.54
5	Amber Schmidt, Laurens-Marathon	FR	10:34.45
6	Dana Weitz, Dubuque	SR	10:40.30
7	Julie Bigler, Fort Madison	FR	10:43.79
8	Gina Gelatti, Ankeny	SO	10:45.17
9	Jenny Richey, Dubuque, Wahlert	SR	10:46.48
10	Mandy Buttrey, Shenandoah	SR	10:46.62
11	Becky VanDeGriend, Unity Christian of Orange City	SR	10:46.73
12	Bethany Rulapaugh, SCMT of Sheffield	SR	10:46.99
13	Val Oltman, Nevada	FR	10:47.44
14	Sharlet Bailey, Twin Cedars of Bussey	SR	10:52.38
15	Evette Iverson, South O'Brien of Paullina	SO	10:52.62
16	Hattie Bagbey, Des Moines, Lincoln	FR	11:00.02
17	Emily Martini, Emmetsburg	JR	11:00.87
18	Betsy Neff, Fairfield	SO	11:00.91
19	Rachel Johnson, Ballard of Huxley	SO	11:02.13
20	K. C. Grafft, Cedar Rapids, Washington	FR	11:02.31
21	Katie Shearn, Lynnville-Sully	SO	11:02.86
22	Megan Murry, Pleasant Valley	FR	11:08.27
23	Molly Wedel, Spencer	FR	11:09.76
24	Michelle Martz, Muscatine	JR	11:13.14
25	Julie Wuorinen, Pleasant Valley	SO	11:22.38
26	Katie Reichardt, Dowling of West Des Moines	SO	11:27.43
27	Missy Moreland, Iowa City	FR	11:48.22

RECORD--Old Mark, 10:15.19, Summer Johnson, Indianola, 1994

High School Girls' 4x100 Meter Relay Finals

1	AMES	49.33
	Sherry Schwarzenbach, Julie Ollila Niki Fisher, Amber Engelen	
2	CEDAR RAPIDS, JEFFERSON	50.39
	Corrie Mick, Krista Johnson Kim Abram, Lindsay Tower	
3	CLINTON	50.50
	Marti Sheller, Kristy Gertson Shauna Geronzin, Jessica Geronzin	
4	DUBUQUE, HEMPSTEAD	50.58
	Lindsay Hall, Keri Clemens Tonya Kubitz, Kris Roebken	
5	CEDAR FALLS	50.95
	Erin Boike, Kara Hulse Nikki Unruh-Carey, Kelly Wenndt	
6	OTTUMWA	51.26
	Lori Rowland, Jamie Dalbey Jamie Steele, Hillary Reed	
7	MASON CITY	51.60
	Renee Hildman, Kelly Colvin Rhea Mix, Jeni Jacobson	
	ANKENY	DNF
	Tiffany Ratzlaff, Christi Hogan Kari Froelich, Laura Aschoff	

High School Girls' 4x100 Meter Relay Finals

1	AMES	50.0
2	CLINTON	50.7
3	DAVIS COUNTY OF BLOOMFIELD	60.0
4	CLARION-GOLDFIELD	60.0
5	IOWA CITY	60.0
6	CHEROKEE	60.0
7	IOWA CITY, REGINA	60.0
8	CEDAR RAPIDS, PRAIRIE	60.0

Preliminary Heat 2

1	MASON CITY	51.1
2	WAVERLY-SHELL ROCK	51.4
3	WATERLOO, EAST	52.3
4	DOWLING OF WEST DES MOINES	53.2
5	IOWA FALLS	53.3
6	SIOUX CITY, NORTH	53.4
7	HARLAN	53.7

8 CLARKE OF OSCEOLA 53.7

Preliminary Heat 3

1	DUBUQUE, HEMPSTEAD	50.5
2	CEDAR RAPIDS, JEFFERSON	50.9
3	DAVENPORT, NORTH	51.3
4	VALLEY OF WEST DES MOINES	51.4
5	PLEASANT VALLEY	51.7
6	AR-WE-VA OF WESTSIDE	53.6
7	EDDYVILLE-BLAKESBURG	53.8

Preliminary Heat 4

1	OTTUMWA	51.0
2	TREYNOR	52.8
3	DES MOINES, HOOVER	54.9
4	RUSSELL	55.7
5	CENTERVILLE	56.4
6	IOWA CITY, WEST	59.3
7	DUBUQUE, WAHLERT	dq-52.4

Preliminary Heat 5

1	ANKENY	50.1
2	GUTHRIE CENTER	51.6
3	NEWTON	53.2
4	GILBERT	53.8
5	CEDAR RAPIDS, WASHINGTON	53.8
6	DAVENPORT, CENTRAL	54.1
7	DAVENPORT, ASSUMPTION	55.5

Preliminary Heat 6

1	MOUNT VERNON-LISBON	52.4
2	ATLANTIC	52.5
3	NORTH SCOTT OF ELDRIDGE	52.6
4	PELLA CHRISTIAN	52.6
5	DALLAS CENTER-GRIMES	53.4
6	ANAMOSA	53.4
7	SIOUX CITY, WEST	53.5
8	ELDORA-NEW PROVIDENCE	55.2

Preliminary Heat 7

1	MOUNT PLEASANT	52.5
2	MUSCATINE	52.8
3	BELLE PLAINE	53.3
4	CEDAR RAPIDS, KENNEDY	54.6
5	SOUTH TAMA OF TAMA	55.5
6	SHENANDOAH	57.0

Preliminary Heat 8

1	CEDAR FALLS	51.2
2	BELMOND-KLEMMER	52.7
3	GRINNELL	52.8
4	ADM OF ADEL	53.7
5	VAN BUREN OF KEOSAUQUA	54.3
6	RED OAK	56.2
7	PEKIN OF PACKWOOD	DQ-55.1

Preliminary Heat 9

1	MARSHALLTOWN	51.5
2	DES MOINES, ROOSEVELT	52.5
3	WESTERN DUBUQUE OF EPWORTH	52.8
4	DES MOINES, LINCOLN	53.1
5	URBANDALE	53.1
6	COUNCIL BLUFFS, ST. ALBERT	53.3
7	CRESTON	53.6
8	INDIANOLA	54.9

Preliminary Heat 10

1	SOUTH O'BRIEN OF PAULLINA	52.6
2	CAM OF MASSENA	53.4
3	GRUNDY CENTER	54.0
4	TIPTON	54.5
5	SOUTHEAST WARREN OF LIBERTY CENTER	55.3
6	MONTEZUMA	55.8

Preliminary Heat 11

1	FORT DODGE	52.2
2	SOUTH WINNESHIEK OF CALMAR	53.9
3	COON RAPIDS-BAYARD	54.1
4	NORWALK	54.4
5	PLEASANTVILLE	55.1
6	COUNCIL BLUFFS, LINCOLN	55.5
7	LOUISA-MUSCATINE OF LETTS	55.6

Preliminary Heat 12

1	JOHNSTON	52.9
2	VENTURA	53.0
3	BALLARD OF HUXLEY	53.6
4	KEOKUK	54.0
5	LAURENS-MARATHON	54.0
6	DENISON-SCHLESWIG	54.5
7	KNOXVILLE	55.3
8	WAUKEE	DQ-55.4

Preliminary Heat 13

1	VILLISCA	53.5
2	WEST MARSHALL OF STATE CENTER	54.5
3	SOUTHEAST POLK OF RUNNELLS	55.0
4	SOUTH HAMILTON OF JEWELL	55.2
5	CARLISLE	56.7
6	GLADBROOK-REINBECK	DQ-59.1

Preliminary Heat 14

1	BURLINGTON	52.5
2	HAMPTON-DUMONT	53.4
3	INTERSTATE 35 OF TRURO	55.0
4	LEWIS CENTRAL OF COUNCIL BLUFFS	55.1

Preliminary Heat 15

1	CLARINDA	53.7
2	VINTON-SHELLSBURG	55.4
3	WINTERSET	55.7
4	GRISWOLD	57.1

Preliminary Heat 16

1	BONDURANT-FARRAR	55.1
2	STORM LAKE	55.7
3	FORT MADISON	58.1
4	GLENWOOD	58.2
5	MELCHER-DALLAS	58.8
6	NEVADA	60.5

Preliminary Heat 17

1	NODAWAY VALLEY OF GREENFIELD	55.0
2	OGDEN	55.4
3	SIGOURNEY	55.8
4	COUNCIL BLUFFS, JEFFERSON	55.9
5	CARDINAL OF ELDON	56.4

Preliminary Heat 18

1	PELLA	55.0
2	NORTH POLK OF ALLEMAN	55.2
3	DES MOINES, EAST	55.8
4	SEYMOUR	56.0
5	UNDERWOOD	56.6
6	STANTON	58.4

High School Girls' 4x400 Meter Relay Finals

1	VALLEY OF WEST DES MOINES	4:03.12
	Emily Walker 61.5, Carie Flood 62.5 Heather Blair 62.3, Cari Hoeman 56.9	
2	DAVIS COUNTY OF BLOOMFIELD	4:03.59
	Emily Zeitler 63.3, Tracy Burress 61.8 Molly Sherlock 60.2, Jill Osenbaugh 58.4	
3	INDIANOLA	4:04.27
	Nicole Bergman 61.9, Holly Warren 61.4 Summer Johnson 60.3, Abbie Archibald 60.3	
4	IOWA CITY	4:05.54
	Venice Monagan 60.9, Jenny Mulder 63.4 Kelly Triplett 62.9, Keely Barnett 58.4	
5	DAVENPORT, NORTH	4:07.07
	Ivory Lacy, Patty Duax Tanya Hunigan, Akilah Easter	
6	ATLANTIC	4:07.85
	Jill Robinson 62.9, Amber Kucera 62.0 Sharon Westphalen 64.5, Jenny Runchey 58.4	
7	BENTON OF VAN HORNE	4:08.55
	Tammy Paulsen 62.9, Jodie Franck 62.4 Angie Stepanek 63.5, April Stepanek 59.7	

8 CEDAR FALLS

	Becky Slick, Mandy Mueller	4:16.36
	Erin Boike, Kelly Wenndt	

Preliminary Heat 1

1	IOWA CITY	4:04.18
	Venice Monagan 59.9, Jenny Mulder 62.5 Kelly Triplett 63.8, Keely Barnett 57.9	
2	DAVENPORT, NORTH	4:04.71
	Ivory Lacy, Patty Duax Tanya Hunigan, Akilah Easter	
3	DAVIS COUNTY OF BLOOMFIELD	4:04.89
	Emily Zeitler 63.8, Tracy Burress 61.1 Molly Sherlock 60.5, Jill Osenbaugh 59.5	
4	ATLANTIC	4:05.81
	Jill Robinson 62.3, Amber Kucera 62.0 Sharon Westphalen 63.6, Jenny Runchey 57.9	
5	GUTHRIE CENTER	4:08.12
	Katie Lewis, Julie Vandevanter Sunny Gonzales 62.1, Jessica Lewis 60.1	
6	NORTHEAST OF GOOSE LAKE	4:11.18
	Deanna Jacobsen, Sara Wenzel Emily Burke, Megan McDermott	
7	SIOUX CITY, HEELAN	4:13.67
	Corissa Verbeski 61.6, Erin Scofield Kim Blankenship, Michelle Benson 59.0	
8	WESTERN CHRISTIAN OF HULL	4:15.92
	Cara DeWit 63.5, Annie Kooiker 65.9 Tessa Vanden Bosch 63.6, Nancy Meendring 62.9	

Preliminary Heat 2

1	INDIANOLA	4:00.31
	Nicole Bergman 59.7, Holly Warren 61.1 Summer Johnson 59.6, Abbie Archibald 59.9	
2	BENTON OF VAN HORNE	4:06.73
	Tammy Paulsen 61.6, Jodie Franck Angie Stepanek, April Stepanek 58.8	
3	CEDAR FALLS	4:06.75
	Becky Slick, Mandy Mueller Erin Boike, Kelly Wenndt	
4	MARSHALLTOWN	4:07.12
	Jill Anderson 59.2, Andrea Etter 62.5 Colleen Croker 64.0, Michelle Peter 61.5	
5	MOUNT VERNON-LISBON	4:09.77
	Julie Armstrong, Maggie Lessmeier Laura Hurmence, Kristin Fairley	
6	IOWA CITY, REGINA	4:10.55
	Katie McFarland, Nelle Pirotte Carrie Sueppel, Leah Elbert	
7	MASON CITY	4:10.80
	Jaime Hamann 63.6, Rhea Mix 65.2 Courtney Tiedemann 62.9, Jeni Jacobson 59.1	
8	EDDYVILLE-BLAKESBURG	4:10.95
	Raelynn Bremer 61.6, Jenny Sterling 61.4 Heather Veldhuizen 65.0, Becky Sheldon 62.9	

Preliminary Heat 3

1	VALLEY OF WEST DES MOINES	4:03.84
	Emily Walker 61.0, Carie Flood 62.7 Heather Blair 63.5, Cari Hoeman 56.7	
2	CEDAR RAPIDS, WASHINGTON	4:07.87
	Mandy Brimmer 60.3, Beth Kessler 63.9 Holly Goldstein 61.5, Tammy Sloane 62.0	
3	AMES	4:07.89
	Alienor Gilchrist 61.0, Michelle Roberts Sherry Schwarzenbach, Julie Ollila 58.8	
4	PLEASANT VALLEY	4:09.41
	Amanda McReil 61.2, Andrea McReil 62.5 Kelsi Snakenberg 64.2, Teresa Grothus 61.5	
5	NEW HAMPTON	4:11.95
	Gina Shannon, Heather Kuennen Michelle Snyder, Jenny Kramer	

Kenji Bewyer 61.6, Jill George 62.6	4:12.79
Andrea Van Sickle 65.3, Amy Engle 63.2	
7 WAVERLY-SHELL ROCK	4:14.42
Carrie Ford, Katie Clipperton	
Megan Magnall, Liz Parsons	
8 ANKENY	4:15.83
Traci Jones 63.2, Sarah Van Oort 64.9	
Kari Froelich 65.6, Christi Hogan 63.1	

High School Girls' Sprint Medley Relay Finals

1 VALLEY OF WEST DES MOINES	1:49.17
Jaime Stearns, Emily Walker	
Carie Flood, Cari Hoeman 54.9	
2 DAVENPORT, NORTH	1:50.00
Krista Marietta, Lakeisha Lee	
Shalilla Allen, Tanya Hunigan 58.3	
3 AMES	1:50.01
Erin Johnson, Jenny Greenfield	
Amber Engelen, Julie Ollila 58.5	
4 OSKALOOSA	1:50.68
Jamie Snider, Sarah Harned	
Angie VanDerVeer, Laura Williams 58.8	
5 IOWA CITY	1:51.49
Erica Davis, Jann Duffy	
Kenna Long, Keely Barnett 58.6	
6 CEDAR RAPIDS, PRAIRIE	1:51.86
Katie George, Lyndsay Rudd	
Jessie Fisher, Becky Rigel 58.8	
7 DAVIS COUNTY OF BLOOMFIELD	1:54.06
Sarah Schooley, Ashley Reza	
Mandy Swaim, Jill Osenbaugh 59.2	
MARSHALLTOWN	DNF
Angie Sommerlot, Ellen Thompson	
Shanna Steward, Jill Anderson	

High School Girls' High Jump Finals

1 Tracy Jentzen, Dallas Center-Grimes	SR	5'06"
2 Leah Elbert, Iowa City, Regina	JR	5'06"
3 Jill Osenbaugh, Davis County of Bloomfield	JR	5'06"
4 Julie Gallery, East Buchanan of Winthrop	SO	5'06"
4 Deb Volkers, Western Christian of Hull	SR	5'06"
6 Angella Welch, Des Moines, Lincoln	JR	5'04"
7 Stephanie Martin, Springville	SR	5'04"
7 Sondra Biere, Des Moines, Roosevelt	SR	5'04"
9 Beth Boer, Oskaloosa	SO	5'04"
10 Amy Engle, Newton	SR	5'02"
10 Melanie Koskamp, Pella	SR	5'02"
12 Jodie Franck, Benton of Van Horne	SR	5'02"
13 Lisa Zeller, West Marshall of State Center	SR	5'02"
14 Jessica Criswell, Lynnville-Sully	FR	5'02"
15 Liz Parsons, Waverly-Shell Rock	SO	5'00"
16 Sarah Schooley, Davis County of Bloomfield	SO	5'00"
17 Sunny Gonzales, Guthrie Center	SR	4'10"
17 Nikki Hansen, Boyer Valley of Dunlap	SR	4'10"
19 Amber Oolman, South O'Brien of Paullina	JR	4'10"

Jumpoff For First: Jentzen & Elbert both miss at 5-8 and 5-9. Jentzen make at 5-6, Elbert miss

High School Girls' Long Jump Finals

Wind - +1.95

1 Jill Osenbaugh, Davis County of Bloomfield	JR	18'08.25"
2 Ty Sykes, Waterloo, East	JR	17'06"
3 Carrie Ford, Waverly-Shell Rock	SR	17'02.50"
4 Becky Rigel, Cedar Rapids, Prairie	JR	17'01"
5 Allison Starr, AG-WSR of Ackley	JR	17'00.50"
6 Niki Fisher, Ames	SR	17'00"
7 Shynell Stender, Mason City	JR	16'05.50"
8 Beth Callahan, Maquoketa	SR	16'04.25"
9 Katie McFarland, Iowa City, Regina	FR	16'02"
10 Heather Hermann, Russell	SR	16'01.50"

Kristy Gertson, Clinton JR Fouls

High School Girls' Shot Put Finals

1 Renetta Seiler, Algona, Garrigan		41'07.50"
2 Karelle Seufferer, Chariton	SR	41'01.50"
3 Kendra Nelson, Pleasant Valley	SR	40'09.75"
4 Emily Flom, Sioux City, North	SR	40'05"
5 Kizzy Kluesner, Western Dubuque of Epworth	SR	40'04.50"
6 Tammy Utley, Fort Dodge	SR	40'00"
7 Dawn Digmann, Monticello	SR	39'11.75"
8 Amy Herrig, Dubuque	SR	39'08.75"
9 Christie Phillips, Burlington	FR	37'06.25"
9 Jennifer Heckroth, Cedar Rapids, Kennedy	SR	37'06.25"
11 Ashley Grundmann, Ames	JR	37'05.25"
12 Denise Sump, Clarinda	JR	36'10"
13 Amber Twyner, Pleasant Valley		36'04"
14 Amanda Ryba, Le Mars, Gehlen	SR	36'02.25"
15 Jina Bos, Tri-County of Thornburg	SR	36'00.75"
16 Leann Boerema, Clinton		35'05.75"
17 Sarah Wellings, Oskaloosa	SO	34'05.75"
18 Melissa Brunsmann, Elk Horn-Kimballton-Walnut		34'05.50"

High School Girls' Discus Finals

1 Emily Flom, Sioux City, North	SR	142'11"
2 Tammi Blackstone, Cherokee	JR	141'02"
3 Renetta Seiler, Algona, Garrigan	SR	134'09"
4 Amy Herrig, Dubuque	SR	129'08"
5 Kristin Jenn, West Hancock of Britt	SR	126'03"
6 Tammy Utley, Fort Dodge	SR	123'00"
7 Eve Lindsey, Laurens-Marathon	SR	120'02"
8 Carrie Pervier, Boone	JR	118'06"
9 Laura Steele, Spencer	SR	117'08"
10 Amanda Ryba, Le Mars, Gehlen	SR	117'04"
11 Adrian Kelley, Des Moines, North	JR	117'02"
12 Sarah Wellings, Oskaloosa	SO	113'01"
13 Kendra Nelson, Pleasant Valley	SR	109'02"

RECORD--Old Mark, 139-10, Renetta Seiler, Algona Garrigan, 1994