


87TH ANNUAL

DRAKE RELAYS



MULTI-EVENT RESULTS

WEDNESDAY and THURSDAY
APRIL 24-25, 1996



Atlanta 1996

TM © 1997 ACOG

"The Road to the Olympics Starts Here"

Kip Janvrin Visa #: 37 Grade: Age/Sex: Men Competing Total Pts: 8198 Overall Place: 1	100 MTR 10.96 () Pts: 870; Plc: 2 LONG JUMP 7.20m / 23'07.50" () Pts: 862; Plc:1 SHOT PUT 13.72m / 45'00.25" Pts: 711; Plc: 2 HIGH JUMP 1.98m / 6'06.00" Pts : 785; Plc: 4 ----- DAY 2----- 400 MTR 48.57 Pts: 882; Plc:1 110m HURD 14.70 () Pts: 886; Plc: 2 DISCUS 43.16m / 141'07" Pts: 729 / Plc: 2 POLE VAULT 4.95m / 16'02.75" Pts: 895 / Plc: 1 JAVELIN 58.02m / 190'04" Pts: 708; Plc: 2 1500 MTR 4:11.63 Pts: 870; Plc: 1	Darwin Vande Hoef Unattached, ISU #: 76 Grade: Age/Sex: Men Competing Total Pts: 7876 Overall Place: 2	100 MTR 10.80 () Pts: 906; Plc: 1 LONG JUMP 7.10m / 23'03.50" () Pts: 838; Plc:2 SHOT PUT 13.77m / 45'02.25" Pts: 714; Plc: 1 HIGH JUMP 2.16m / 7'01.00" Pts : 953; Plc: 1 ----- DAY 2----- 400 MTR 48.95 Pts: 864; Plc:2 110m HURD 14.34 () Pts: 931; Plc: 1 DISCUS 40.78m / 133'09" Pts: 680 / Plc: 3 POLE VAULT 4.15m / 13'07.25" Pts: 659 / Plc: 5 JAVELIN 55.06m / 180'08" Pts: 664; Plc: 4 1500 MTR 4:42.18 Pts: 667; Plc: 3	Brad Swanson Little Falls, Minn. #: 72 Grade: Age/Sex: Men Competing Total Pts: 7649 Overall Place: 3	100 MTR 11.10 () Pts: 838; Plc: 3 LONG JUMP 6.91m / 22'08.00" () Pts: 792; Plc:3 SHOT PUT 13.21m / 43'04.25" Pts: 680; Plc: 3 HIGH JUMP 2.04m / 6'08.25" Pts : 840; Plc: 2 ----- DAY 2----- 400 MTR 50.54 Pts: 790; Plc:3 110m HURD 15.33 () Pts: 810; Plc: 3 DISCUS 46.30m / 151'11" Pts: 794 / Plc: 1 POLE VAULT 4.35m / 14'03.25" Pts: 716 / Plc: 4 JAVELIN 65.80m / 215'10" Pts: 825; Plc: 1 1500 MTR 4:59.20 Pts: 564; Plc: 6	Ian Tullberg Drake #: 341 Grade: Age/Sex: Men Competing Total Pts: 6647 Overall Place: 4	100 MTR 11.49 () Pts: 755; Plc: 5 LONG JUMP 5.74m / 18'10.00" () Pts: 531; Plc:8 SHOT PUT 11.34m / 37'02.50" Pts: 566; Plc: 4 HIGH JUMP 1.89m / 6'02.25" Pts : 705; Plc: 6 ----- DAY 2----- 400 MTR 52.78 Pts: 691; Plc:4 110m HURD 16.07 () Pts: 725; Plc: 4 DISCUS 36.04m / 118'03" Pts: 585 / Plc: 4 POLE VAULT 4.85m / 15'11.00" Pts: 865 / Plc: 2 JAVELIN 51.72m / 169'08" Pts: 614; Plc: 5 1500 MTR 4:51.37 Pts: 610; Plc: 4	Scott Herman Buena Vista #: 1267 Grade: Age/Sex: Men Competing Total Pts: 6240 Overall Place: 5	100 MTR 11.55 () Pts: 742; Plc: 7 LONG JUMP 6.44m / 21'01.50" () Pts: 684; Plc:5 SHOT PUT 9.74m / 31'11.50" Pts: 470; Plc: 8 HIGH JUMP 1.95m / 6'04.75" Pts : 758; Plc: 5 ----- DAY 2----- 400 MTR 52.81 Pts: 690; Plc:5 110m HURD 16.84 () Pts: 641; Plc: 6 DISCUS 32.16m / 105'06" Pts: 507 / Plc: 6 POLE VAULT 3.75m / 12'03.50" Pts: 549 / Plc: 7 JAVELIN 45.98m / 150'10" Pts: 529; Plc: 7 1500 MTR 4:41.60 Pts: 670; Plc: 2	Kevin Warner Lewis #: 1544 Grade: Age/Sex: Men Competing Total Pts: 6196 Overall Place: 6	100 MTR 12.10 () Pts: 631; Plc: 8 LONG JUMP 6.04m / 19'09.75" () Pts: 595; Plc:7 SHOT PUT 11.26m / 36'11.50" Pts: 562; Plc: 5 HIGH JUMP 1.83m / 6'00.00" Pts : 653; Plc: 7 ----- DAY 2----- 400 MTR 55.06 Pts: 596; Plc:8 110m HURD 16.84 () Pts: 641; Plc: 6 DISCUS 35.18m / 115'05" Pts: 567 / Plc: 5 POLE VAULT 4.15m / 13'07.25" Pts: 659 / Plc: 5 JAVELIN 56.96m / 186'10" Pts: 692; Plc: 3 1500 MTR 4:53.17 Pts: 600; Plc: 5
---	--	--	--	---	--	--	--	---	---	---	--

Roger Hawkins Southwest Missouri State #: 907 Grade: Age/Sex: Men Competing Total Pts: 3492 Overall Place: 7	100 MTR 11.41 () Pts: 771; Plc: 5 LONG JUMP 6.71m / 22'00.25" () Pts: 746; Plc:4 SHOT PUT 9.80m / 32'02.00" Pts: 474; Plc: 10 HIGH JUMP 2.04m / 6'08.25" Pts : 840; Plc: 2 ----- DAY 2----- 400 MTR 53.49 Pts: 661; Plc:9 110m HURD () Pts: ; Plc: DISCUS m / Pts: / Plc: POLE VAULT m / Pts: / Plc: JAVELIN m / Pts: ; Plc: 1500 MTR Pts: ; Plc:	Kevin Warner Lewis #: 1544 Grade: Age/Sex: Men Competing Total Pts: 3037 Overall Place: 10	100 MTR 12.10 () Pts: 631; Plc: 11 LONG JUMP 6.04m / 19'09.75" () Pts: 595; Plc:10 SHOT PUT 11.26m / 36'11.50" Pts: 562; Plc: 8 HIGH JUMP 1.83m / 6'00.00" Pts : 653; Plc: 9 ----- DAY 2----- 400 MTR 55.06 Pts: 596; Plc:11 110m HURD () Pts: ; Plc: DISCUS m / Pts: / Plc: POLE VAULT m / Pts: / Plc: JAVELIN m / Pts: ; Plc: 1500 MTR Pts: ; Plc:	Todd Williams Bemidji State #: 1243 Grade: Age/Sex: Men Competing Total Pts: 2508 Overall Place: 11	100 MTR 11.53 () Pts: 746; Plc: 9 LONG JUMP 6.26m / 20'06.50" () Pts: 644; Plc:9 SHOT PUT 10.08m / 33'01.00" Pts: 490; Plc: 9 HIGH JUMP m / Pts : ; Plc: ----- DAY 2----- 400 MTR 54.28 Pts: 628; Plc:10 110m HURD () Pts: ; Plc: DISCUS m / Pts: / Plc: POLE VAULT m / Pts: / Plc: JAVELIN m / Pts: ; Plc: 1500 MTR Pts: ; Plc:	Ian Tullberg Drake #: 341 Grade: Age/Sex: Men Competing Total Pts: 3248 Overall Place: 9	100 MTR 11.49 () Pts: 755; Plc: 8 LONG JUMP 5.74m / 18'10.00" () Pts: 531; Plc:11 SHOT PUT 11.34m / 37'02.50" Pts: 566; Plc: 7 HIGH JUMP 1.89m / 6'02.25" Pts : 705; Plc: 8 ----- DAY 2----- 400 MTR 52.78 Pts: 691; Plc:7 110m HURD () Pts: ; Plc: DISCUS m / Pts: / Plc: POLE VAULT m / Pts: / Plc: JAVELIN m / Pts: ; Plc: 1500 MTR Pts: ; Plc:	Scott Herman Buena Vista #: 1267 Grade: Age/Sex: Men Competing Total Pts: 3344 Overall Place: 8	100 MTR 11.55 () Pts: 742; Plc: 10 LONG JUMP 6.44m / 21'01.50" () Pts: 684; Plc:7 SHOT PUT 9.74m / 31'11.50" Pts: 470; Plc: 11 HIGH JUMP 1.95m / 6'04.75" Pts : 758; Plc: 5 ----- DAY 2----- 400 MTR 52.81 Pts: 690; Plc:8 110m HURD () Pts: ; Plc: DISCUS m / Pts: / Plc: POLE VAULT m / Pts: / Plc: JAVELIN m / Pts: ; Plc: 1500 MTR Pts: ; Plc:
---	---	--	--	---	--	--	--	---	--

1996 DRAKE RELAYS DECATHLON FINAL RESULTS

4/25@4:40 PM

Software by Track-on-a-Mac... 1-800-PETE-MAC

Place	Name-Team	Meters	Time/Feet	Event Pts.	Total Pts	Rank
1	Kip Janvrin, Visa				8198	1
2	Darwin Vande Hoef, Unattached, ISU				7876	2
3	Brad Swanson, Little Falls, Minn.				7649	3
4	Ian Tullberg, Drake				6647	4
5	Scott Herman, Buena Vista				6240	5
6	Kevin Warner, Lewis				6196	6
7	Roger Hawkins, Southwest Missouri State				6053	7
8	Todd Williams, Bemidji State				4909	8
	Antonio Greene, Springfield, Mo.		withdrew	8 Events	5119	
	Monte Brown, Doane		withdrew	6 Events	4934	
	John Barnett, Iowa State		withdrew	5 Events	3602	

* RECORD, old mark 8,163, Bruce Jenner, San Jose Stars. (Jenner's 8,250 was under old IAAF scoring tables and the marks totalled 8,163 under the new tables.)

1996 DRAKE RELAYS DECATHLON JAVELIN RESULTS

4/25@3:49 PM

Software by Track-on-a-Mac...1-800-PETE-MAC

Place	Name-Team	Meters	Time/Feet	Event Pts.	Total Pts	Rank
1	Brad Swanson, Little Falls, Minn.	65.80	215'10"	825	7085	3
2	Kip Janvrin, Visa	58.02	190'04"	708	7328	1
3	Kevin Warner, Lewis	56.96	186'10"	692	5596	6
4	Darwin Vande Hoef, Unattached, ISU	55.06	180'08"	664	7209	2
5	Ian Tullberg, Drake	51.72	169'08"	614	6037	4
6	Todd Williams, Bemidji State	46.20	151'07"	533	4400	9
7	Scott Herman, Buena Vista	45.98	150'10"	529	5570	7
8	Roger Hawkins, Southwest Missouri State	44.66	146'06"	510	5714	5
	Antonio Greene, Springfield, Mo.				5119	8
	Monte Brown, Doane				4934	
	John Barnett, Iowa State				3602	

1996 DRAKE RELAYS DECATHLON 1500 METER RUN

4/25@4:37 PM

Software by Track-on-a-Mac...1-800-PETE-MAC

Place	Name-Team	Meters	Time/Feet	Event Pts.	Total Pts	Rank
1	Kip Janvrin, Visa		4:11.63	870	8198	1
2	Scott Herman, Buena Vista		4:41.60	670	6240	5
3	Darwin Vande Hoef, Unattached, ISU		4:42.18	667	7876	2
4	Ian Tullberg, Drake		4:51.37	610	6647	4
5	Kevin Warner, Lewis		4:53.17	600	6196	6
6	Brad Swanson, Little Falls, Minn.		4:59.20	564	7649	3
7	Todd Williams, Bemidji State		5:09.07	509	4909	8
8	Roger Hawkins, Southwest Missouri State		5:42.63	339	6053	7
	Antonio Greene, Springfield, Mo.				5119	
	Monte Brown, Doane				4934	
	John Barnett, Iowa State				3602	

1996 DRAKE RELAYS DECATHLON 110-METER HURDLES RESULTS

Software by Track-on-a-Mac...1-800-PETE-MAC

4/25@10:40 AM

Name-Team	Meters	Time/Feet	Event Pts.	Total Pts	Rank
Darwin Vande Hoef, Unattached, ISU		14.34	931	5206	1
Kip Janvrin, Visa		14.70	886	4996	2
Brad Swanson, Little Falls, Minn.		15.33	810	4750	3
Antonio Greene, Springfield, Mo.		15.92	742	4475	4
Ian Tullberg, Drake		16.07	725	3973	8
Roger Hawkins, Southwest Missouri State		16.44	684	4176	6
Monte Brown, Doane		16.50	677	4202	5
Scott Herman, Buena Vista		16.84	641	3985	7
Kevin Warner, Lewis		16.84	641	3678	9
Todd Williams, Bemidji State		22.49	179	2687	10
John Barnett, Iowa State				3602	

1996 DRAKE RELAYS DECATHLON DISCUS RESULTS

Software by Track-on-a-Mac...1-800-PETE-MAC

4/25@11:31 AM

Name-Team	Meters	Time/Feet	Event Pts.	Total Pts	Rank
Brad Swanson, Little Falls, Minn.	46.30	151'11"	794	5544	3
Monte Brown, Doane	43.28	142'00"	732	4934	5
Kip Janvrin, Visa	43.16	141'07"	729	5725	2
Darwin Vande Hoef, Unattached, ISU	40.78	133'09"	680	5886	1
Antonio Greene, Springfield, Mo.	38.98	127'11"	644	5119	4
Ian Tullberg, Drake	36.04	118'03"	585	4558	7
Kevin Warner, Lewis	35.18	115'05"	567	4245	9
Scott Herman, Buena Vista	32.16	105'06"	507	4492	8
Roger Hawkins, Southwest Missouri State	32.08	105'03"	506	4682	6
Todd Williams, Bemidji State	26.96	88'05"	405	3092	10
John Barnett, Iowa State				3602	

1996 DRAKE RELAYS DECATHLON POLE VAULT RESULTS

Software by Track-on-a-Mac...1-800-PETE-MAC

4/25@2:51 PM

Place	Name-Team	Meters	Time/Feet	Event Pts.	Total Pts	Rank
1	Kip Janvrin, Visa	4.95	16'02.75	895	6620	1
2	Ian Tullberg, Drake	4.85	15'11.00	865	5423	4
3	Todd Williams, Bemidji State	4.55	14'11.00	775	3867	9
4	Brad Swanson, Little Falls, Minn.	4.35	14'03.25	716	6260	3
5	Darwin Vande Hoef, Unattached, ISU	4.15	13'07.25	659	6545	2
5	Kevin Warner, Lewis	4.15	13'07.25	659	4904	8
7	Scott Herman, Buena Vista	3.75	12'03.50	549	5041	7
8	Roger Hawkins, Southwest Missouri State	3.65	11'11.75	522	5204	5
	Antonio Greene, Springfield, Mo.				5119	6
	Monte Brown, Doane				4934	
	John Barnett, Iowa State				3602	

1996 DRAKE RELAYS DECATHLON FIRST DAY TOTALS

4/24@3:49 PM

Software by Track-on-a-Mac...1-800-PETE-MAC

Place	Name-Team	Meters	Time/Feet	Event Pts.	Total Pts	Rank
1	Darwin Vande Hoef, Unattached, ISU				4275	1
2	Kip Janvrin, Visa				4110	2
3	Brad Swanson, Little Falls, Minn.				3940	3
4	Antonio Greene, Springfield, Mo.				3733	4
5	John Barnett, Iowa State				3602	5
6	Monte Brown, Doane				3525	6
7	Roger Hawkins, Southwest Missouri State				3492	7
8	Scott Herman, Buena Vista				3344	8
9	Ian Tullberg, Drake				3248	9
10	Kevin Warner, Lewis				3037	10
11	Todd Williams, Bemidji State				2508	11

1996 DRAKE RELAYS DECATHLON HIGH JUMP RESULTS

4/24@3:05 PM

Software by Track-on-a-Mac...1-800-PETE-MAC

Place	Name-Team	Meters	Time/Feet	Event Pts.	Total Pts	Rank
1	Darwin Vande Hoef, Unattached, ISU	2.16	7'01.00"	953	3411	1
2	Brad Swanson, Little Falls, Minn.	2.04	6'08.25"	840	3150	3
2	Roger Hawkins, Southwest Missouri State	2.04	6'08.25"	840	2831	5
4	Kip Janvrin, Visa	1.98	6'06.00"	785	3228	2
5	John Barnett, Iowa State	1.95	6'04.75"	758	2831	5
5	Scott Herman, Buena Vista	1.95	6'04.75"	758	2654	8
7	Antonio Greene, Springfield, Mo.	1.92	6'03.50"	731	3006	4
8	Ian Tullberg, Drake	1.89	6'02.25"	705	2557	9
9	Monte Brown, Doane	1.83	6'00.00"	653	2784	7
9	Kevin Warner, Lewis	1.83	6'00.00"	653	2441	10
	Todd Williams, Bemidji State				1880	11

1996 DRAKE RELAYS DECATHLON 400-METER DASH RESULTS

4/24@3:46 PM

Software by Track-on-a-Mac...1-800-PETE-MAC

Place	Name-Team	Meters	Time/Feet	Event Pts.	Total Pts	Rank
1	Kip Janvrin, Visa		48.57	882	4110	2
2	Darwin Vande Hoef, Unattached, ISU		48.95	864	4275	1
3	Brad Swanson, Little Falls, Minn.		50.54	790	3940	3
4	John Barnett, Iowa State		50.95	771	3602	5
5	Monte Brown, Doane		51.64	741	3525	6
6	Antonio Greene, Springfield, Mo.		51.95	727	3733	4
7	Ian Tullberg, Drake		52.78	691	3248	9
8	Scott Herman, Buena Vista		52.81	690	3344	8
9	Roger Hawkins, Southwest Missouri State		53.49	661	3492	7
10	Todd Williams, Bemidji State		54.28	628	2508	11
11	Kevin Warner, Lewis		55.06	596	3037	10

1996 DRAKE RELAYS DECATHLON 100-METER DASH RESULTS

4/24@11:08 AM

Software by Track-on-a-Mac...1-800-PETE-MAC

Place	Name-Team	Meters	Time/Feet	Event Pts.	Total Pts	Rank
1	Darwin Vande Hoef, Unattached, ISU		10.80	906	906	1
2	Kip Janvrin, Visa		10.96	870	870	2
3	Brad Swanson, Little Falls, Minn.		11.10	838	838	3
4	Antonio Greene, Springfield, Mo.		11.12	834	834	4
5	Roger Hawkins, Southwest Missouri State		11.41	771	771	5
6	John Barnett, Iowa State		11.43	767	767	6
7	Monte Brown, Doane		11.45	763	763	7
8	Ian Tullberg, Drake		11.49	755	755	8
9	Todd Williams, Bemidji State		11.53	746	746	9
10	Scott Herman, Buena Vista		11.55	742	742	10
11	Kevin Warner, Lewis		12.10	631	631	11

1996 DRAKE RELAYS DECATHLON LONG JUMP RESULTS

4/24@12:04 PM

Software by Track-on-a-Mac...1-800-PETE-MAC

Place	Name-Team	Meters	Time/Feet	Event Pts.	Total Pts	Rank
1	Kip Janvrin, Visa	7.20	23'07.50	862	1732	2
2	Darwin Vande Hoef, Unattached, ISU	7.10	23'03.50	838	1744	1
3	Brad Swanson, Little Falls, Minn.	6.91	22'08.00	792	1630	3
4	Roger Hawkins, Southwest Missouri State	6.71	22'00.25	746	1517	5
5	Antonio Greene, Springfield, Mo.	6.65	21'10.00	732	1566	4
6	Monte Brown, Doane	6.48	21'03.25	693	1456	6
7	Scott Herman, Buena Vista	6.44	21'01.50	684	1426	8
8	John Barnett, Iowa State	6.39	20'11.75	673	1440	7
9	Todd Williams, Bemidji State	6.26	20'06.50	644	1390	9
10	Kevin Warner, Lewis	6.04	19'09.75	595	1226	11
11	Ian Tullberg, Drake	5.74	18'10.00	531	1286	10

1996 DRAKE RELAYS DECATHLON SHOT PUT RESULTS

4/24@12:59 PM

Software by Track-on-a-Mac...1-800-PETE-MAC

Place	Name-Team	Meters	Time/Feet	Event Pts.	Total Pts	Rank
1	Darwin Vande Hoef, Unattached, ISU	13.77	45'02.25	714	2458	1
2	Kip Janvrin, Visa	13.72	45'00.25	711	2443	2
3	Antonio Greene, Springfield, Mo.	13.68	44'10.75	709	2275	4
4	Brad Swanson, Little Falls, Minn.	13.21	43'04.25	680	2310	3
5	Monte Brown, Doane	13.13	43'01.00	675	2131	5
6	John Barnett, Iowa State	12.44	40'09.75	633	2073	6
7	Ian Tullberg, Drake	11.34	37'02.50	566	1852	10
8	Kevin Warner, Lewis	11.26	36'11.50	562	1788	11
9	Todd Williams, Bemidji State	10.08	33'01.00	490	1880	9
10	Roger Hawkins, Southwest Missouri State	9.80	32'02.00	474	1991	7
11	Scott Herman, Buena Vista	9.74	31'11.50	470	1896	8

Rannveig Kvalvik
Missouri
Bib#: 3032
Grade:
Competing
Total Points: 5160
Overall Place: 1
100m HURD
14.77 sec ()
Points: 872
Place: 3
HIGH JUMP
1.70 meters
5'07.00"
Points: 855
Place: 1
SHOT PUT
11.00 meters
36'01.25"
Points: 595
Place: 3
200 MTR
26.48 sec ()
Points: 756
Place: 5
----- DAY 2 -----
LONG JUMP
5.41 meters
17'09.00" ()
Points: 674
Place: 5
JAVELIN
34.22 meters
112'03"
Points: 557
Place: 3
800 MTR
2:18.01
Points: 851
Place: 1

Kary Tomaw
Central Michigan
Bib#: 2515
Grade:
Competing
Total Points: 5047
Overall Place: 2
100m HURD
14.73 sec ()
Points: 878
Place: 2
HIGH JUMP
1.67 meters
5'05.75"
Points: 818
Place: 2
SHOT PUT
10.07 meters
33'00.50"
Points: 534
Place: 4
200 MTR
26.02 sec ()
Points: 795
Place: 2
----- DAY 2 -----
LONG JUMP
5.42 meters
17'09.50" ()
Points: 677
Place: 4
JAVELIN
36.32 meters
119'02"
Points: 597
Place: 2
800 MTR
2:25.65
Points: 748
Place: 3

Aposha Blocker
Minnesota
Bib#: 3004
Grade:
Competing
Total Points: 4992
Overall Place: 3
100m HURD
15.33 sec ()
Points: 799
Place: 5
HIGH JUMP
1.64 meters
5'04.50"
Points: 783
Place: 3
SHOT PUT
11.56 meters
37'11.25"
Points: 632
Place: 2
200 MTR
26.48 sec ()
Points: 756
Place: 5
----- DAY 2 -----
LONG JUMP
5.22 meters
17'01.50" ()
Points: 620
Place: 6
JAVELIN
33.94 meters
111'04"
Points: 551
Place: 4
800 MTR
2:17.98
Points: 851
Place: 1

Phyllis Brooks
Western Michigan
Bib#: 3601
Grade:
Competing
Total Points: 4944
Overall Place: 4
100m HURD
14.50 sec ()
Points: 909
Place: 1
HIGH JUMP
1.64 meters
5'04.50"
Points: 783
Place: 3
SHOT PUT
9.69 meters
31'09.50"
Points: 509
Place: 6
200 MTR
26.04 sec ()
Points: 794
Place: 3
----- DAY 2 -----
LONG JUMP
5.54 meters
18'02.25" ()
Points: 712
Place: 1
JAVELIN
32.30 meters
106'00"
Points: 520
Place: 5
800 MTR
2:28.07
Points: 717
Place: 5

87TH ANNUAL

DRAKE RELAYS



MEN'S UNIVERSITY, COLLEGE AND SPECIAL INVITATIONAL DIVISIONS

Friday and Saturday
April 26-27, 1996



"The Road to the Olympics Starts Here"



1996 DRAKE RELAYS

Drake University, Des Moines, Iowa

April 26-27

University, College & Invitational Men

FRIDAY WEATHER: MORNING - Partly cloudy skies; Temperature 39 degrees; Wind chill 18 degrees. Winds: NW 18 mph, gusting to 31 mph. Relative Humidity: 57%. AFTERNOON - Clear skies; Temperature 51 degrees; Wind NW 15 mph; Relative Humidity: 23%. Friday attendance--16,710.

SATURDAY WEATHER: MORNING - Clear skies; Temperature 44 degrees; Wind: NW 3 mph; Relative Humidity: 51%. AFTERNOON - Partly cloudy skies; Temperature 63 degrees; Wind SW 6 mph; Relative Humidity: 31%. Saturday attendance--18,000 (31st Consecutive Saturday Sellout)

Software by Track-on-a-Mac...1-800-PETE-MAC

5/2@8:43 PM

University & College Men's 100 Meter Dash Finals

Wind: -1.13

1	George Page, Iowa	10.42
2	Brad Fields, Michigan State	10.56
3	Pierre Lisk, Kansas	10.58
4	Randy Thompson, Iowa State	10.62
5	Tom Fish, Nebraska	10.65
6	Frank Waota, Arkansas State	10.69
7	Kerch Patterson, Eastern Michigan	10.73
8	Ed Turner, Washington	10.83

Preliminary Heat 1

Wind : +2.30

1	Randy Thompson, Iowa State	10.40
2	Pierre Lisk, Kansas	10.45
3	Ed Turner, Washington	10.47
4	Frank Waota, Arkansas State	10.55
5	Ken Pendleton, Illinois State	10.71
6	Chris Davis, Iowa	10.76
	James Duncan, Illinois State	DNR

Preliminary Heat 2

Wind : +2.63

1	Tom Fish, Nebraska	10.44
2	Chris Watson, Eastern Illinois	10.58
3	Jerry Harris, Iowa State	10.58
4	Byron Topps, Nebraska	10.62
5	Miguel Ortega, Southwestern Louisiana	10.73
6	Eric Stommes, Minnesota	10.83
7	Jahzeel Gayle, Southwestern Louisiana	11.70

Preliminary Heat 3

Wind : +2.23

1	Brad Fields, Michigan State	10.50
2	Akin Akinremi, Arizona	10.57
3	Ashley Bronk, Wisconsin-Milwaukee	10.66
4	Reggie Patterson, Mankato State	10.68
5	Clarkson Reid, Southwest Missouri State	10.72
6	David Cooksey, Kansas	11.03
	Raymond Nelson, Northern Arizona	DNR

Preliminary Heat 4

Wind : +3.24

1	George Page, Iowa	10.28
2	Kerch Patterson, Eastern Michigan	10.41
3	Tony Tate, Indiana State	10.61
4	Mahasse Cornileus, Arizona State	10.74
5	Anthony Lloyd, Eastern Michigan	10.75
6	Eric Storhoff, Minnesota-Duluth	10.93
7	Maceo Strickland, Northern Iowa	10.97

Men's Special 200 Meter Dash Finals

Wind: -1.85

1	Obadele Thompson, Texas-El Paso	20.54
2	Sheldon Edwards, Oklahoma Baptist	20.87
3	Brad Fields, Michigan State	20.93
4	Franklin Nwankpa, Iowa State	21.41
5	Tom Fish, Nebraska	21.46
6	Kerch Patterson, Eastern Michigan	21.47
7	James Dibble, Oklahoma	21.64
8	Gabe Clement, Southwestern Louisiana	21.67

Men's Special 400 Meter Dash Finals

1	Michael Johnson, Nike International	44.41
2	Kevin Little, US West	45.17
3	Marlon Ramsey, Baylor	45.24
4	Andre Morris, Iowa	45.67
5	Jason Rouser, Unattached	45.88
6	Roxbert Martin, Oklahoma	46.10
7	Pat Johnson, Oregon	46.61
	Frankie Atwater, Unattached, Rock Island, Ill.	DNF

*-RECORD--old mark, 44.60, Butch Reynolds, Ohio State, 1987.

University & College Men's 800 Meter Run Finals

1	Einars Tupuritis, Wichita State	1:46.53
2	Tom Dow, Augustana-SD	1:48.80
3	Manuel Joseph, Lewis	1:48.87

4	Cory Peterson, Wisconsin-Milwaukee	1:49.09
5	Lamont Leach, Louisiana Tech	1:50.16
6	Rodney Peterson, Tulsa	1:50.41
7	Scott Galas, Kansas State	1:50.56
8	Matt Norton, Kansas	1:51.11
9	Klint Wescon, Illinois State	1:51.47
10	Kealoha Stokes, Eastern Michigan	1:52.39
11	James McIngvale, Alabama	1:53.26
12	Pat Gorman, Notre Dame	1:53.57
13	Kevin Dunbar, Minnesota	1:53.85
14	Luke Faron, Drake	1:55.01
15	Nika Jones, Drake	2:03.65
	Timur Voitetsky, Arizona	DNR
	Jason Lunn, Stanford	DNR
	Mark Seasay, Alabama	DNR
	Mark Grey, Lincoln	DNR

*-RECORD--old mark, 1:47.0, Paul Ereng, Virginia, 1989

Masters Men's 800 Meter Run Finals

1	Dave Schwartz (40), West Des Moines, Iowa	1:58.94
2	Rick Easley (42), Greenville, Texas	2:01.63
3	Mark Stanbrough (40), Emporia, Kan.	2:01.67
4	Jay O'Neill, Winchester, Kan.	2:02.57
5	Dennis Schultz (44), Colorado Springs, Colo.	2:04.17
6	David Miller (44), Urbandale, Iowa	2:05.32
7	Bob Garcia (41), Bellevue, Neb.	2:06.72
8	Mark Thomas (40), Des Moines, Iowa	2:08.02
9	Dick Kipp (45), Burlington, Iowa	2:08.18
10	John Shorey (40), Council Bluffs, Iowa	2:11.87
11	David Kessler (42), Clive, Iowa	2:12.17
12	Andy Mack (43), Des Moines, Iowa	2:13.58
13	Dennis Nelson (40), Fargo, N.D.	2:13.74
14	Shawn Regan (46), Minneapolis, Minn.	2:15.15
15	Don Fish (46), Davenport, Iowa	2:16.31
16	Dan Rohner (41), Dubuque, Iowa	2:17.17
17	Paul Carter (40), Clive, Iowa	2:18.90
18	Tom Scott (41), Overland Park, Kan.	2:21.27
19	Elliott McDonald (40), Davenport, Iowa	2:21.43
20	David Smalley (40), Iowa City, Iowa	2:21.52
21	Joe Teeling (40), Waukee, Iowa	2:21.86
22	Vaughan Eddy (47), Bettendorf, Iowa	2:23.98
22	Tom Jensen (49), Tucson, Ariz.	2:23.98
24	Steve Radakovich (52), Earlham, Iowa	2:24.14

University & College Men's 1500 Meter Run Finals

1	Paul Michalek, Minnesota	3:45.09
2	Jason Boothroyd, Eastern Michigan	3:46.75
3	Dave Sobolik, Colorado State	3:47.04
4	Rodolfo Gomez, Colorado State	3:47.40
5	Steve Hatzenbelen, Washington	3:47.52
6	Rick Cantwell, Oregon	3:47.83
7	Tracy Hollister, Oregon	3:48.12
8	Amto Bati, Augustana-ILL	3:48.46
9	Ryan McCalman, Stanford	3:50.25
10	Jim Cera, Northern Arizona	3:52.81
11	Ben Reese, Eastern Michigan	3:54.31

12	Jeff Hojnacki, Notre Dame	4:00.05
13	Justin Gottschalk, Iowa State	4:01.92
14	Mike Conway, Notre Dame	4:03.96
15	Jon Weldon, Stanford	4:06.95
	Alexandr Alexin, Central Missouri State	DNR
	Nick Middleton, Alabama	DNR
	Morris Giddens, Eastern Michigan	DNR
	Chris May, Kansas State	DNR
	Ryan Kennedy, Michigan State	DNR
	Kevin Farrow, Iowa State	DNR

University & College Men's 3000 Meter Steeplechase Finals

1	Dmitry Drozdov, Iowa State	8:47.98
2	Ivan Ivanov, Nebraska-Kearney	8:58.69
3	Chris Lett, Michigan State	9:01.11
4	Rick Obleman, Minnesota	9:01.18
5	Cesar Perez-Segovia, Texas-El Paso	9:09.79
6	Jay Brock, Northern Iowa	9:11.09
7	Ray Hughes, Missouri	9:12.97
8	Mirek Bieniecki, Lewis	9:14.79
9	Craig Kirkwood, Oklahoma	9:16.56
10	Mike Franko, Eastern Michigan	9:18.38
11	Ryan Pirtle, Missouri	9:21.13
12	Dan Hoarty, Loyola	9:23.72
13	Martins Alksnis, Wichita State	9:24.93
14	Eliasa Tanui, Central Missouri State	9:32.68
15	Scott Nicholas, Oregon	9:38.63
16	Andy Knorr, Ball State	9:39.57
	Sam Barall, Alabama	DNR
	Clint Verran, Eastern Michigan	DNR
	Joey Keillor, Mankato State	DNR
	Chris Bailey, Illinois State	DNR
	Simon O'Connor, Iowa State	DNF

Invitational Men's 5000 Meter Run Finals

1	Jim Spivey, Unattached	14:17.79
2	Matt Wegenka, Unattached, Springfield, Mo.	14:19.21
3	Faizal Emamaullee, Alabama	14:20.47
4	Vladimir Golynas, Russia	14:23.10
5	Kristian Keller, Arkansas-Little Rock	14:25.99
6	Justin Weiss, Eastern Illinois	14:27.81
7	Damian Kallabis, Texas-El Paso	14:37.50
8	Jurmain Mitchell, Emporia State	14:38.33
9	Matt Chance, Simpson	14:40.20
10	Margarito Casillas, Arizona	14:44.01
11	Stetson Steele, Iowa	14:46.14
12	Chris Bailey, Illinois State	14:50.77
13	Pat Hoard, Michigan State	14:55.32
14	Art Jimenez, Arizona	14:57.72
15	Arne Schrader, Unattached, Stevens Point	14:57.87
16	Anthony Findley, Ball State	15:10.87
	Andy Carusetta, Arizona State	DNF
	Matt Thomas, Iowa State	DNF

Invitational Men's 10,000 Meter Run Finals

1	Mahdi Omar, Unattached, LaCrosse, Wis.	30:02.37
2	John Straubel, Southwest Missouri State	30:12.28
3	Paul Birnbaum, Kansas State	30:17.30
4	Barry Deese, Central Michigan	30:22.01

5	Chad Zehms, Wisconsin-Milwaukee	30:26.10
6	Simeon Wright, Iowa State	30:26.23
7	Kyle Kepler, Northern Iowa	30:30.93
8	Mowa Haile, Colorado State	30:52.46
9	Berhane Reddy, Baylor	30:54.52
10	Brett Siglin, Illinois	30:56.06
11	Matt Hoyt, South Dakota	30:56.71
12	Alan Gross, South Dakota State	30:57.19
13	Steve Schell, Michigan State	30:57.29
14	Jason Massmann, South Dakota State	31:02.24
15	Jonathan Estabrook, Iowa State	31:10.22
16	Joel Fenske, South Dakota	31:10.46
17	Wade Beroset, Alabama	31:19.22
18	Jason Lehmkuhle, Drake	31:22.57
19	Kirk Manley, Western Illinois	31:25.19
20	Jeff Joiner, Northern Iowa	31:26.16
21	Matt Demlein, Missouri	31:28.43
22	Joel Jaeger, Wisconsin-Oshkosh	31:36.83
23	Thad Bartram, Northeast Missouri State	31:44.02
24	Jody Spangler, Alabama	31:54.90
25	Joe Alexander, Illinois	31:56.34
26	Chris Borton, Drake	32:00.37
27	Rick Sluder, Indiana State	32:01.96
28	Andy Snyder, Bradley	32:05.98
29	Marty Dalton, Drake	32:08.58
30	Owen Donahue, Missouri	32:13.75
31	Brandon Buhr, Baylor	32:34.84
32	Ed Reilly, Loyola	33:19.32

University & College Men's 110 Meter Hurdles Finals

Wind : -0.93

1	Jeff Jackson, Baylor	13.82
2	Gaute Gunderson, Arizona State	14.14
3	Terry Blackshire, Oklahoma	14.22
4	Dion Trowers, Iowa	14.25
5	Doug Maziur, Baylor	14.36
6	David Williams, Drake	14.37
7	Gordon Drijver, Ball State	14.38
	Jarion Bradley, Michigan State	DNF

Preliminary Heat 1

Wind : +3.42

1	Dion Trowers, Iowa	13.62
2	Doug Maziur, Baylor	14.17
3	Curtis Hawkins, Doane	14.46
4	Otis Dunson, DePaul	14.48
5	Joe Ouellette, Marquette	14.73
6	Ken Riley, Detroit Mercy	14.76
7	Ray Helms, Eastern Illinois	14.85
8	Ben Meyer, Washington	15.10

Preliminary Heat 2

Wind : +2.13

1	Terry Blackshire, Oklahoma	14.11
2	Jarion Bradley, Michigan State	14.24
3	Gordon Drijver, Ball State	14.44
4	Eric Strim, Iowa State	14.68
5	Kenton Walker, Arkansas State	14.72
6	Niles Deneen, Minnesota	14.75
7	Brian Kula, Northern Colorado	14.85

8	Matt Merritt, Augustana-SD	15.13
---	----------------------------	-------

Preliminary Heat 3

Wind : +0.53

1	Jeff Jackson, Baylor	13.53
2	David Williams, Drake	14.31
3	Khary Burnley, Michigan State	14.52
4	James McCarty, Pittsburg State	14.60
5	Mike Evers, Kansas	14.77
6	Darrell Bushnell, Oregon	14.88
7	Brandon Schroer, Nebraska Wesleyan	14.95
8	Jeremy Petter, Eastern Kentucky	14.95

Preliminary Heat 4

Wind : +0.50

1	Gaute Gunderson, Arizona State	14.04
2	James Grady, Eastern Michigan	14.52
3	Marcus Banks, Southwest Missouri State	14.57
4	Corey Seaton, Missouri	14.60
5	Jason Woods, Iowa State	14.68
6	Alonzo Clayton, Northern Iowa	14.69
7	Wil Lash, Indiana State	14.95
8	Joe Rigaud, Eastern Illinois	15.00

Men's Special 400 Meter Hurdles Finals

1	Danny Harris, Unattached	48.86
2	Bryan Bronson, Power Aide	49.12
3	Maurice Mitchell, US West	49.25
4	Joey Woody, Unattached, Northern Iowa	49.87
5	Monte Raymond, Iowa	50.50
6	Daniel Blochwitz, Eastern Kentucky	51.87
7	Martin Burrows, Drake	52.52
8	Eric Strim, Iowa State	54.37

University & College Men's 400 Meter Hurdles Finals

1	Dinsdale Morgan, Pittsburg State	50.64
2	Winston Sinclair, Southwestern Louisiana	51.79
3	Marlon Buchanan, Oklahoma	52.21
4	Errol Byles, Texas-Arlington	52.36
5	Jarion Bradley, Michigan State	52.79
6	Chad Robran, Wisconsin-Stevens Point	53.26
7	Ken Fambro, Alabama	53.67
8	Alex Garn, Northern Iowa	53.88

Preliminary Heat 1

1	Marlon Buchanan, Oklahoma	52.40
2	Winston Sinclair, Southwestern Louisiana	53.03
3	Ken Fambro, Alabama	53.16
4	Alex Garn, Northern Iowa	53.59
5	James Grady, Eastern Michigan	53.63
6	Adam Cornell, Purdue	54.78
7	Craig Anderson, Wisconsin-Stevens Point	55.32
8	Doug Maziur, Baylor	55.83

Preliminary Heat 2

1	Errol Byles, Texas-Arlington	53.45
2	Jeff Robertson, Detroit Mercy	53.88
3	Jason Hanna, Southwest Missouri State	54.16
4	Brandon Dennard, Baylor	54.18
5	Mark Risch, Detroit Mercy	54.51

6	Chris Trenn, Arkansas State	55.37
7	Doug Demig, Texas-El Paso	56.00
8	Aaron Wheatcraft, Minnesota	56.61

Preliminary Heat 3

1	Chad Robran, Wisconsin-Stevens Point	53.42
2	Paul Blue, Georgia	54.13
3	Matt Badgett, Oklahoma Baptist	54.78
4	Rick Collodi, South Dakota	55.05
5	Andre Noel, Illinois State	55.80
6	Neal Garrison, Eastern Illinois	57.02
7	Ben Meyer, Washington	57.10
	David Bergdahl, Alabama	DNR

Preliminary Heat 4

1	Dinsdale Morgan, Pittsburg State	51.59
2	Jarion Bradley, Michigan State	52.22
3	Carlton Clark, Wisconsin	53.72
4	Richard Lewis, Missouri-Kansas City	54.56
5	Jeff Fitch, Missouri-Kansas City	55.34
6	Nathan Cole, Northern Colorado	55.92
7	Mike Holloway, Drake	56.47
8	Brad Duncan, Nebraska	58.16

Men's Special Pole Vault Finals

1	Jeff Hartwig, Bell Athletics	18'06.50" (5.65m)
2	Scott Huffman, Foot Locker	18'06.50" (5.65m)
3	John Bazzoni, Unattached	18'00.50" (5.50m)
3	Bill Deering, Power Aide	18'00.50" (5.50m)
3	Martin Eriksson, Unattached	18'00.50" (5.50m)
6	Mark Buse, Unattached	17'06.50" (5.35m)
7	Tye Harvey, Unattached	17'00.75" (5.20m)
7	Terry Womack, Unattached	17'00.75" (5.20m)
9	Mike Edwards, Unattached, Waco	16'06.75" (5.05m)
9	Chad Harting, Unattached	16'06.75" (5.05m)
	Andrei Skvortsov, Russia	NH
	Paul Benavides, Unattached	NH
	Dan Burton, Nike Indiana	NH

Men's Special High Jump Finals

1	Randy Jenkins, Nike International	7'05.00" (2.26m)
2	Dillon Phelps, Georgia	7'05.00" (2.26m)
3	Cameron Wright, Unattached	7'03.00" (2.21m)
4	Tim Suchan, Unattached	7'03.00" (2.21m)
5	Steve Smith, Nike International	7'03.00" (2.21m)
6	Darwin Vande Hoef, Unattached, ISU	7'01.00" (2.16m)
7	Shane Lavy, Nebraska	7'01.00" (2.16m)
8	Itai Margalit, Unattached	6'11.00" (2.11m)
9	Matt Burns, Unattached	6'11.00" (2.11m)
10	Ken Hoffman, Unattached, Madison, Wis.	6'09.00" (2.06m)

University & College Men's High Jump Finals

1	Chris Nelson, Oregon	7'03.00" (2.21m)
2	Neophytos Kalogeron, Southern Illinois	7'01.00" (2.16m)
3	Jeremy Fisher, Wisconsin	7'01.00" (2.16m)
4	Will Kurth, Minnesota	7'01.00" (2.16m)
5	Paul Caraballo, Detroit Mercy	6'11.00" (2.11m)
6	Dave Hart, Purdue	6'11.00" (2.11m)
7	Matt Pasche, Mankato State	6'09.00" (2.06m)
8	Justin Range, Drake	6'09.00" (2.06m)
8	Chet Steckler, Ball State	6'09.00" (2.06m)

10	Damon Lampley, Iowa State	6'09.00" (2.06m)
10	Joe Seifert, St. Cloud State	6'09.00" (2.06m)
	Kevin Sullivan, Illinois State	NH
	Tim Thompson, Eastern Illinois	NH
	Marcus Modley, Oklahoma	NH
	Cory Utterback, Eastern Illinois	NH
	Sam Hill, Arkansas State	NH
	Tyler McCormick, Minnesota	NH
	Todd Johnston, Notre Dame	NH
	Nate Jensen, Mankato State	NH
	Erik Donahue, Drake	NH

Men's Special Pole Vault Finals

1	Jeff Hartwig, Bell Athletics	18'06.50" (5.65m)
2	Scott Huffman, Unattached	18'06.50" (5.65m)
3	John Bazzoni, Unattached	18'00.50" (5.50m)
3	Bill Deering, Power Aide	18'00.50" (5.50m)
3	Martin Eriksson, Unattached, Minnesota	18'00.50" (5.50m)
6	Mark Buse, Unattached	17'06.50" (5.35m)
7	Tye Harvey, Unattached, Minnesota	17'00.75" (5.20m)
7	Terry Womack, Unattached	17'00.75" (5.20m)
9	Mike Edwards, Unattached, Waco	16'06.75" (5.05m)
9	Chad Harting, Unattached	16'06.75" (5.05m)
	Andrei Skvortsov, Russia	NH
	Paul Benavides, Unattached	NH
	Dan Burton, Unattached	NH

University & College Men's Pole Vault Finals

1	Dominic Johnson, Arizona	18'01.50" (5.52m)
2	Vesa Rantanen, Minnesota	17'08.75" (5.40m)
3	Matt Hickl, Texas-El Paso	17'08.75" (5.40m)
4	Derek Miles, South Dakota	17'04.00" (5.28m)
5	Garrick Wilson, Drake	17'04.00" (5.28m)
6	Kurt Hanna, Baylor	17'04.00" (5.28m)
7	Jussi Autio, Arizona	16'10.75" (5.15m)
7	Lon Badeaux, Southwestern Louisiana	16'10.75" (5.15m)
9	Ryan McGlynn, North Dakota State	16'10.75" (5.15m)
10	Jure Rovnan, Northern Iowa	16'10.75" (5.15m)
11	Chris Duffy, Oklahoma	16'10.75" (5.15m)
12	Chad Cospers, Oklahoma	16'05.75" (5.02m)
13	Chris Thoma, Central Missouri State	16'05.75" (5.02m)
14	Ian Tullberg, Drake	16'01.00" (4.90m)
14	Corey Christenson, Augustana-ILL	16'01.00" (4.90m)
	Seth Mischke, Minnesota	NH
	William Porter, Texas-El Paso	NH
	Tony Mescall, Indiana State	NH

University & College Men's Pole Vault Prelims

1	Chris Thoma, Central Missouri State	16'00.75" (4.90m)
1	Corey Christenson, Augustana-ILL	16'00.75" (4.90m)
1	Derek Miles, South Dakota	16'00.75" (4.90m)
1	Garrick Wilson, Drake	16'00.75" (4.90m)
1	Chad Cospers, Oklahoma	16'00.75" (4.90m)
1	Chris Duffy, Oklahoma	16'00.75" (4.90m)
1	Ryan McGlynn, North Dakota State	16'00.75" (4.90m)
1	Jure Rovnan, Northern Iowa	16'00.75" (4.90m)
1	Willie Payne, Texas-El Paso	16'00.75" (4.90m)
1	Kurt Hanna, Baylor	16'00.75" (4.90m)
1	Seth Mischke, Minnesota	16'00.75" (4.90m)
1	Vasa Rantanen, Minnesota	16'00.75" (4.90m)
1	Tony Mescall, Indiana State	16'00.75" (4.90m)

1	Lon Badeaux, Southwestern Louisiana	16'00.75" (4.90m)
1	Dominic Johnson, Arizona	16'00.75" (4.90m)
1	Ian Tullberg, Drake	16'00.75" (4.90m)
1	Matt Hickl, Texas-El Paso	16'00.75" (4.90m)
1	Jussi Autio, Arizona	16'00.75" (4.90m)
	Jeremy Ashcraft, Purdue	NH
	Brad Scott, Iowa State	NH
	James Dunkleburger, Wisconsin	NH
	Ray Livingston, Oregon	NH
	Dustin DeRosier, St. Cloud State	NH
	Bryan Madche, Washington	NH
	Tony Legueri, North Dakota State	NH
	Andy Henrichsen, Iowa State	NH
	Travis Downey, Bowling Green State	NH
	P. J. Chadwick, Arkansas State	NH

University & College Men's Long Jump Finals

Wind : +3.07

1	Bashir Yamini, Iowa	25'01.25" (7.65m)
2	Jody Mortimore, Oregon	24'03.50" (7.40m)
3	Sam Hill, Arkansas State	24'02.25" (7.37m)
4	Donnell Baylock, Lewis	24'01.75" (7.36m)
5	Gabe Clement, Southwestern Louisiana	23'11.75" (7.31m)
6	Jon Riley, Southeast Missouri State	23'11.00" (7.29m)
7	Marshall Grayson, Kansas State	23'11.00" (7.29m)
8	Zane Mai, Nebraska	23'11.00" (7.29m)
9	Frankie Young, Indiana State	23'10.00" (7.26m)
10	Roque Balina, Arizona	23'08.75" (7.23m)
11	Yago Lamela-Tobio, Iowa State	23'07.50" (7.20m)
12	Richey Madison, Iowa State	23'04.75" (7.13m)
13	David Thompson, Monmouth	23'02.75" (7.08m)
14	Nathen Prenger, Kansas	23'02.50" (7.07m)
15	Alonzo Clayton, Northern Iowa	23'01.75" (7.05m)
16	Richard Lewis, Missouri-Kansas City	22'07.00" (6.88m)
17	Ray Livingston, Oregon	22'05.00" (6.83m)
18	Ed Turner, Washington	22'03.75" (6.80m)
19	Alan Topolocvan, Northern Iowa	22'03.75" (6.80m)
20	Maxwell Seales, Wisconsin	21'11.50" (6.69m)
	Tony Hazard, Arizona State	Fouls

UNATTACHED--EXHIBITION

1	Andrew Owusu, Unattached, Ghana	26'02.75" (7.99m)
---	---------------------------------	-------------------

University & College Men's Triple Jump Finals

Wind : +1.24

1	Ndabe Mdhlongwa, Southwestern Louisiana	53'09.00" (16.38m)
2	Yago Lamela-Tobio, Iowa State	51'02.25" (15.60m)
3	Gregg Bleakney, Oregon	51'01.00" (15.57m)
4	Jerome Douglas, Oklahoma	50'04.00" (15.34m)
5	Marcus Westberry, Minnesota	50'01.75" (15.28m)
6	Benji Prebyl, Nebraska	49'09.25" (15.17m)
7	Adrian Ellis, Minnesota	49'08.50" (15.15m)
8	Sam Hill, Arkansas State	49'07.00" (15.11m)
9	Shawn Weber, Northeast Missouri State	48'02.00" (14.68m)
10	A. J. Cornelius, Arizona	48'00.75" (14.65m)
11	Chip Mosley, Minnesota	47'04.50" (14.44m)
12	Eric Gaither, Prairie View A&M	46'06.25" (14.18m)
13	Alan Topolocvan, Northern Iowa	46'03.25" (14.10m)
14	Antonio Cooper, Illinois State	45'03.50" (13.80m)
15	Bashir Yamini, Iowa	45'02.25" (13.77m)

Walter Landry, Southwestern Louisiana Fouls

UNATTACHED--EXHIBITION

Francis DoDoo, Unattached, Ghana 52'08.00" (16.05m)

University & College Men's Shot Put Finals

1	Chima Ugwu, Arizona	61'04.00" (18.69m)
2	Jim Jones, Purdue	59'02.00" (18.03m)
3	Tyson Lingenfelter, Arizona	59'00.25" (17.99m)
4	Aaron Banks, Concordia-MN	58'11.50" (17.97m)
5	Leif Larsen, Texas-El Paso	56'04.75" (17.19m)
6	Ryan Keith, Pittsburg State	56'01.25" (17.10m)
7	Pete Swanson, Stanford	55'09.00" (16.99m)
8	Jeff Marsh, Minnesota	54'08.75" (16.68m)
9	Tim Wilson, Iowa State	54'08.00" (16.66m)
10	Mike Maddox, Northern Iowa	53'05.50" (16.29m)
11	Harold Cronin, Missouri	53'00.75" (16.17m)
12	Gabe Torre, Arizona	52'08.25" (16.06m)
13	Chad Yenchsky, Minnesota	51'11.00" (15.82m)
14	Adam Rose, Bowling Green State	51'07.25" (15.73m)
15	Tom Kult, Loras	51'07.00" (15.72m)
16	Aaron Tracy, Oklahoma	51'06.25" (15.70m)
17	Jim Thompson, Drake	50'04.75" (15.36m)
18	Matt Casillas, Northern Iowa	49'11.75" (15.23m)
19	Corey Smith, Eastern Michigan	48'04.00" (14.73m)
20	Jamie Beyer, Iowa State	47'07.75" (14.52m)
21	Dave Marcet, Drake	46'11.75" (14.32m)
	Bobby Smith, Wisconsin	Fouls
	Scott Warren, Nebraska	Fouls
	Gene Petersen, Kansas State	Fouls
	Bart Harris, Missouri	Fouls

University & College Men's Discus Finals

1	Jason Schlueter, Minnesota	198'03" (60.42m)
2	Kristian Pettersson, Northern Arizona	194'10" (59.38m)
3	Alex Urlando, Georgia	192'03" (58.60m)
4	Mike Freeman, Bowling Green State	184'11" (56.36m)
5	Mattias Borrman, Colorado State	183'09" (56.02m)
6	Chima Ugwu, Arizona	182'08" (55.68m)
7	Casey Malone, Colorado State	180'02" (54.92m)
8	Pete Swanson, Stanford	176'00" (53.64m)
9	Tim Wilson, Iowa State	174'10" (53.28m)
10	Gabe Torre, Arizona	174'08" (53.24m)
11	Scott Warren, Nebraska	174'05" (53.16m)
12	Alan Walz, Northern Iowa	172'03" (52.50m)
13	Mike Medjo, Colorado State	171'11" (52.40m)
14	Jeff Marsh, Minnesota	170'11" (52.10m)
15	Eivind Smorgrav, Texas-El Paso	170'04" (51.92m)
16	Jamie Beyer, Iowa State	170'01" (51.84m)
17	Aaron Tracy, Oklahoma	166'05" (50.72m)
18	Brian Seiler, Morningside	165'01" (50.32m)
19	Mike Maddox, Northern Iowa	164'05" (50.12m)
20	Steve Schwengel, Wisconsin-Milwaukee	161'05" (49.20m)
21	Aaron Banks, Concordia-MN	160'11" (49.06m)
22	Greg Armitage, Nebraska	160'00" (48.76m)
23	Chad Yenchsky, Minnesota	159'11" (48.74m)
24	Dave Scaborne, Eastern Michigan	159'02" (48.52m)
25	Bobby Smith, Wisconsin	156'00" (47.54m)
26	Jim Jones, Purdue	155'05" (47.38m)
27	Johnny Thielen, Northern Arizona	150'01" (45.76m)
28	Brock Jarboe, Illinois State	148'07" (45.30m)

29	Adam Albrecht, Wisconsin	145'09" (44.44m)
30	Dave Marcet, Drake	143'05" (43.72m)
	Jim Thompson, Drake	Fouls

UNATTACHED--EXHIBITION

1	Chris Brinkworth, Unattached, Minnesota	177'07" (54.12m)
---	---	------------------

University & College Men's Hammer Finals

1	Mika Laiho, Arizona State	218'00" (66.44m)
2	Tero Tallinen, Texas-El Paso	217'11" (66.42m)
3	Justin Strand, Stanford	206'07" (62.98m)
4	Harri Vahavihu, Texas-El Paso	202'05" (61.70m)
5	Aaron Corcorran, Arizona	193'11" (59.10m)
6	Greg Armitage, Nebraska	193'05" (58.96m)
7	John McEwen, Morningside	190'01" (57.94m)
8	Niles Oliveto, Oklahoma	188'05" (57.42m)
9	Colt Webb, Indiana State	183'05" (55.92m)
10	Greg Moretti, Notre Dame	183'02" (55.84m)
11	Mike Medjo, Colorado State	181'07" (55.34m)
11	Alan Walz, Northern Iowa	181'07" (55.34m)
13	Matt Casillas, Northern Iowa	181'05" (55.30m)
14	Johnny Thieken, Northern Arizona	181'00" (55.16m)
15	Adam Albrecht, Wisconsin	178'09" (54.48m)
16	Brandon Murer, Indiana State	178'07" (54.44m)
17	Kevin McGraw, Central Michigan	170'02" (51.86m)
18	Spencer McKnight, Central Missouri State	169'10" (51.76m)
19	Dave Scaborne, Eastern Michigan	166'02" (50.64m)
20	Brock Jarboe, Illinois State	164'04" (50.08m)
	Mattias Borman, Colorado State	Fouls

University & College Men's Javelin Finals

1	Pal Arne Fagernes, Arizona State	265'07" (80.96m)
2	Lasse Paananen, Texas-El Paso	230'03" (70.18m)
3	John Corwin, Emporia State	223'00" (67.98m)
4	Randy Johnson, Southeast Missouri State	213'03" (65.00m)
5	Jeff Dieterich, Kansas	207'04" (63.20m)
6	Max Heter, Pittsburg State	204'05" (62.30m)
7	Darin File, Missouri	200'01" (61.00m)
8	Kris Peterson, Southwestern Louisiana	194'03" (59.20m)
9	Maxwell Seales, Wisconsin	189'01" (57.64m)
10	Brady Stindt, Nebraska	188'09" (57.54m)
11	John Jirak, Fort Hays State	188'06" (57.46m)
12	Ryan Hebert, Southwestern Louisiana	179'09" (54.78m)
13	Chris Mazouch, Pittsburg State	177'03" (54.04m)
14	Travis Zorn, St. Olaf	174'05" (53.16m)
15	Kevin Warner, Lewis	172'02" (52.48m)
16	Vince Taeger, Loras	167'07" (51.08m)
17	Tony Poehlein, Purdue	162'03" (49.46m)
18	Matt Pime, Drake	130'00" (39.62m)

*-RECORD--old mark, 250-3 (76.28),
Joakim Nilsson, Alabama, 1995

University Men's 4x100 Meter Relay Finals

1	IOWA STATE	39.31
	Jerry Harris, Randy Thompson	
	Jason Woods, Franklin Nwankpa	
2	IOWA	39.73
	George Page, Chris Davis	
	Edward Rozell, Andre Morris	

3	ILLINOIS STATE	39.81
	Philip Bryan, Julius Edwards	
	Ken Pendleton, Mike Lee	

4	OKLAHOMA	40.59
	Terry Blackshire, Oneal Hyman	
	Shanon Atkinson, James Dibble	

5	WASHINGTON	40.61
	Willem Ryan, Ed Turner	

	Carlos Hattix, B. J. Dawson	
	SOUTHWESTERN LOUISIANA	DNF

	Jahzeel Gayle, Gabe Clement	
	Winston Sinclair, Miguel Ortega	
	TEXAS-EL PASO	DNF

	Sam Rogers, Addis Huyler	
	Willie Mata, Obadele Thompson	
	TEXAS-ARLINGTON	DNF

	Nic Scott, Cornelius Cavitt	
	Markus Lindahl, Elstin Cawley	

Preliminary Heat 1

1	IOWA STATE	40.21
---	------------	-------

	Jerry Harris, Randy Thompson	
	Jason Woods, Franklin Nwankpa	
2	TEXAS-ARLINGTON	40.32

	Nic Scott, Cornelius Cavitt	
	Markus Lindahl, Elstin Cawley	
3	IOWA	40.87

	George Page, Chris Davis	
	Edward Rozell, Andre Morris	
4	MINNESOTA	41.29

	Eric Stommes, Adrian Ellis	
	Tim Van Voorhis, Scott Beadle	
5	EASTERN ILLINOIS	41.89

	Cameron Mabry, Ray Helms	
	George Wilson, Chris Watson	
6	BALL STATE	42.11

	Derek Gregory, Dantonio Nibbs	
	Gordon Drijver, Steve Adair	
7	DETROIT MERCY	46.15

	Darryl Rankin, Todd Otten	
	Brian Hynous, Ken Riley	

Preliminary Heat 2

1	TEXAS-EL PASO	41.04
---	---------------	-------

	Sam Rogers, Addis Huyler	
	Willie Mata, Obadele Thompson	
2	WASHINGTON	41.20

	Willem Ryan, Ed Turner	
	Carlos Hattix, B. J. Dawson	
3	BAYLOR	41.29

	Damien Smith, David Rogers	
	Kascie Smith, Raoul Howard	
4	ARIZONA STATE	41.73

	Reggie Charlton, Lindsey McDonald	
	Shante Williams, Mahasse Cornileus	
5	ARKANSAS STATE	42.80

	Joe Anderson, LaMont Zachery	
	Kenton Walker, Frank Waota	
6	PURDUE	43.45

	Adam Cornell, Jason Starks	
	Myron McClure, Brad Butler	

Preliminary Heat 3

1	ILLINOIS STATE	40.55
	Philip Bryan, Julius Edwards Ken Pendleton, James Duncan	
2	OKLAHOMA	40.86
	Terry Blackshire, Oneal Hyman James Dibble, Shanon Atkinson	
3	SOUTHWESTERN LOUISIANA	41.03
	Jahzeel Gayle, Gabe Clement Winston Sinclair, Miguel Ortega	
4	KANSAS	42.21
	David Cooksey, Travis Batts Nathen Hill, Pierre Lisk	
5	MISSOURI-KANSAS CITY	42.39
	Sam Randolph, Richard Lewis Brian Favell, Chris Robinson	
6	INDIANA STATE	42.81
	Wil Lash, Tony Tate Rich Yackley, Steve Greer	

University Men's 4x200 Meter Relay Finals

1	TEXAS-ARLINGTON	1:21.73
	Crystin Wuthrich, Markus Lindahl Cornelius Cavitt, Elstin Cawley	
2	IOWA STATE	1:23.43
	Eric Strim, Franklin Nwankpa Jason Woods, Randy Thompson	
3	MISSOURI	1:23.75
	Chad Shade, Shad Criss Clayton Baker, Martez Young	
4	INDIANA STATE	1:26.04
	Kyle Johnson, Tony Tate Rich Yackley, Steve Greer	
5	ARKANSAS STATE	1:26.75
	Joe Anderson, Kenton Walker LaMont Zachery, Aaron Raney	
6	EASTERN ILLINOIS	1:27.49
	Cameron Mabry, Ray Helms George Wilson, Chris Watson	
7	BAYLOR	1:29.87
	David Rogers, Kascie Smith Jeff Jackson, Damien Smith	
	OKLAHOMA	DQ-
	Shomari Wilson, Oneal Hyman Ryan Kite, James Dibble	1:23.67

Preliminary Heat 1

1	TEXAS-ARLINGTON	1:24.20
	Crystin Wuthrich, Markus Lindahl Cornelius Cavitt, Elstin Cawley	
2	MISSOURI	1:26.73
	Clayton Baker, Shad Criss Marte Young, Chad Shade	
3	INDIANA STATE	1:28.32
	Rich Yackley, Tony Tate Kyle Johnson, Steve Greer	
4	PURDUE	1:29.59
	Adam Cornell, Jason Starks Myron McClure, Brad Butler	

5	LOYOLA	1:34.82
	Andy Bielakowski, Eric Haupt Rich Garza, Joe Hausfeld	
	ILLINOIS STATE	DNF

Preliminary Heat 2

1	OKLAHOMA	1:24.43
	Shomari Wilson, Oneal Hyman Ryan Kite, James Dibble	
2	IOWA STATE	1:24.63
	Jason Woods, Randy Thompson Eric Strim, Franklin Nwankpa	
3	EASTERN ILLINOIS	1:26.83
	Cameron Mabry, Ray Helms George Wilson, Chris Watson	
4	ARKANSAS STATE	1:27.53
	Joe Anderson, Kenton Walker LaMont Zachery, Aaron Raney	
5	MARQUETTE	1:28.39
	Mike Edler, Jerry Crimmins Dave Liszka, Brian Olsson	
6	DETROIT MERCY	1:30.19
	Chris Imber, Todd Otten Mark Risch, Paul Caraballo	

Preliminary Heat 3

1	BAYLOR	1:25.72
	David Rogers, Kascie Smith Jeff Jackson, Johnny Smith	
2	BALL STATE	1:28.69
	Brian Cashdollar, Dontonio Nibbs Jon Rosswurm, Steve Adair	
3	WASHINGTON	1:29.10
	Willem Ryan, Carlos Hattix Thad Shelton, Ben Meyer	
4	EASTERN MICHIGAN	1:31.13
	Ken Lennon, Anthony Lloyd Jabari Chavis, Kerch Patterson	
	KANSAS	DQ-1:29.55
	David Cooksey, Nathen Hill Grady Blackmon, Brian Martin	

John L. Griffith Men's Univ. 4x400 Meter Relay

1	BAYLOR	3:02.61
	Michael Ford 46.2, Raoul Howard 45.2 Darrin Strong 45.8, Marlon Ramsey 45.4	
2	IOWA	3:07.76
	Andre Morris 46.5, Chris Davis 46.9 Monte Raymond 47.2, Edward Rozell 47.0	
3	ILLINOIS STATE	3:08.38
	Philip Bryan, Clint Wescon Andre Noel, Julius Edwards	
4	TEXAS-EL PASO	3:08.44
	Addis Huyler, William Porter Arturo Borunda, Willie Mata	

5	PRAIRIE VIEW A&M Maurice Garrett, Erick McLemore Dakari Lenear, Shellie Dick	3:11.36 ✓
6	WASHINGTON B. J. Dawson, Thad Shelton Carlos Hattix, Brice Newton	3:18.10
	OKLAHOMA	DNR
	GEORGIA	DNR

Preliminary Heat 1

1	OKLAHOMA Danny McFarlane 47.4, Ryan Kite 46.5 Michael Jackson 47.8, Roxbert Martin 45.9	3:07.58
2	TEXAS-EL PASO Addis Huyler 48.7, William Porter 56.5 Arturo Borunda 48.7, Willie Mata 46.8	3:10.51 ✓
3	WASHINGTON Thad Shelton 49.6, Ed Turner 46.3 Brice Newton 48.7, B. J. Dawson 46.9	3:11.51 ✓
4	EASTERN MICHIGAN Jabari Chavis 51.9, James Grady 49.6 Anthony Lloyd 48.2, Kerch Patterson 48.6	3:16.61
5	WISCONSIN-MILWAUKEE Ron Russ 52.2, Burt Rogers 52.0 Paul McGinley 50.8, Ashley Bronk 49.9	3:24.94
	MICHIGAN STATE	DNR

Preliminary Heat 2

1	PRAIRIE VIEW A&M Maurice Garrett 48.4, Erick McLemore 49.4 Dakari Lenear 45.6, Shellie Dick 48.3	3:11.88
2	KANSAS Mike Evers 49.5, Grady Blackmon 47.8 Nathen Hill 48.6, Brian Martin 46.8	3:12.61
3	ARKANSAS STATE Chris Trenn 49.6, Roderick Wilburn 48.3 Frank Waota 48.5, Aaron Raney 46.7	3:13.11
4	TEXAS-ARLINGTON Errol Byles 49.1, Christian Wuthrich 46.6 David Plummer 49.7, Chris Scott 48.2	3:13.52
5	DRAKE Nika Jones 49.0, Martin Burrows 48.4 Aaron Egbert 49.0, Luke Faron 50.2	3:16.66
6	EASTERN ILLINOIS Ray Helms 49.6, Tim Thompson 52.1 Mike McBride 50.6, Neal Garrison 51.2	3:23.52

Preliminary Heat 3

1	BAYLOR Michael Ford 46.7, Darrin Strong 46.2 Stephan Bragner 46.7, Raoul Howard 46.9	3:06.52 ✓
2	ILLINOIS STATE Philip Bryan 48.3, Klint Wescon 47.6 Andre Noel 48.1, Julius Edwards 46.5	3:10.50 ✓
3	WISCONSIN John Christensen 48.3, David Sengstock 48.8 Carlton Clark 47.1, Brody Rose 49.0	3:13.20

4	ALABAMA David Bergdahl 49.2, Ken Fambro 49.0 Mark Seasay 49.2, Omokaro Alohan 48.0	3:15.35
5	MISSOURI-KANSAS CITY Jeff Fitch 49.9, Chris Robinson 47.4 Brian Favell 49.6, Richard Lewis 49.3	3:16.23
6	BALL STATE Brian Cashdollar 49.4, Steve Adair 47.4 Anthony Pierson 50.1, Jon Rosswurm 50.7	3:17.60
7	NEBRASKA Brad Duncan 50.0, Aaron Ballou 49.8 Kevin Brewer 49.7, Erik Mickelson 52.6	3:22.17

Preliminary Heat 4

1	IOWA Edward Rozell 47.8, Andre Morris 46.1 Chris Davis 48.6, George Page 48.1	3:10.56 ✓
2	GEORGIA James Lawrence 48.1, Mickey McClendon 47.8 Chandler Teasley 48.4, Paul Blue 47.9	3:12.12
3	KANSAS STATE Scott Galas, Marshall Grayson Matt Jeffrey, Jeff Martin 47.4	3:16.29
4	DETROIT MERCY Eric McKeon 49.8, Brian Hynous 50.0 Mark Risch 49.0, Jeff Robertson 47.6	3:16.37
5	MARQUETTE Brian Olsson, Mark Eddington Dave Liszka, Jerry Crimmins	3:17.73
	IOWA STATE	DNR

Frank Cramer Univ. Men's 4x800 Meter Relay

1	NEBRASKA Erik Mickelson 1:53.5, Jonah Kiptarus 1:49.0 Alex Lamme 1:52.8, Balazs Tolgyesi 1:47.3	7:22.68
2	MINNESOTA Travis Nordrum 1:53.4, Scott Beadle 1:50.6 Kevin Dunbar 1:52.5, Paul Michalek 1:46.7	7:23.11
3	ARIZONA Jeff Haynes 1:57.8, Bob Keino 1:50.2 Luther Kopf 1:49.0, Timur Voitetsky 1:50.5	7:27.46
4	TULSA Rodney Peterson, Darren McVean Adam Ellison, Cornelius Mason	7:29.32
5	KANSAS STATE Scott Galas, Chris May Jeff Martin, David Dominguez	7:32.95
6	PURDUE Chris Cozort, Ken White Eric Smoot 1:51.3, Chris Hernandez	7:34.91
7	STANFORD Jake Maas 1:54.6, Joe Karlgaard 1:55.6 Tad Heath 1:54.8, Jason Lunn 1:50.5	7:35.55

8	IOWA	7:37.11
	Marco Loureiro, Mark Holtkamp James Donovan, Dave Novotny	
9	EASTERN MICHIGAN	7:37.16
	Derrick Jackson, Morris Giddens Jason Boothroyd, Kealoha Stokes 1:51.9	
10	DRAKE	7:39.10
	Nika Jones 1:52.2, Luke Faron 1:56.1 Seth Faulkner 1:55.5, Jason Wheeler 1:55.3	
11	MARQUETTE	7:39.52
	Terry Haley, Nick Frank Josh Painter, Mark Eddington	
12	EASTERN KENTUCKY	7:40.19
	Mike Henderson, Scott Fancher Titus Ngeno, Daniel Blochwitz	
13	TEXAS-ARLINGTON	7:40.52
	Chris Strait, David Plummer Jonas Rosergner, Conrad Thompson	
14	DETROIT MERCY	7:44.18
	Eric McKeon, Jeff Robertson Corey Stedman, William Blassingame	
15	BAYLOR	7:45.40
	Brandon Terry, Jonathan Lee Keith Hensley, Darrin Strong	
	SOUTHERN UTAH	DNR

University Men's Sprint Medley Relay Finals

1	ARIZONA STATE	3:19.03
	Mahasse Cornileus, Gaute Gunderson Shante Williams 47.0, Vondre Armout 1:48.6	
2	PRAIRIE VIEW A&M	3:19.36
	Maurice Garrett, Erick McLemore Shellie Dick 48.1, Dakari Lenear 1:47.3	
3	WASHINGTON	3:19.37
	Carlos Hattix, Ed Turner B. J. Dawson 46.6, Brice Newton 1:50.3	
4	OKLAHOMA	3:19.56
	Shomari Wilson, James Dibble Danny McFarlane 46.6, Mike Calver 1:50.3	
5	SOUTHWESTERN LOUISIANA	3:19.88
	Miguel Ortega, Gabe Clement Winston Sinclair 46.8, Gene Siner 1:50.7	
6	ALABAMA	3:21.05
	David Bergdahl, Ken Fambro Omokaro Alohan, Mark Seasay	
7	GEORGIA	3:22.35
	James Lawrence, Chandler Teasley Paul Blue 45.4, Mickey McClendon 1:52.3	
8	WISCONSIN	3:28.06
	David Sengstock, John Christensen Carlton Clark 47.1, Brody Rose 1:56.9	

Preliminary Heat 1

1	WASHINGTON	3:24.50
	Carlos Hattix, Ed Turner B. J. Dawson, Steve Hachenbeler	

2	ARIZONA STATE	3:25.38
	Mahasse Cornileus, Gaute Gunderson Reggie Charlton, Vondre Armout	
3	GEORGIA	3:25.73
	James Lawrence, Chandler Teasley Paul Blue, Mickey McClendon	
4	EASTERN MICHIGAN	3:39.77
	Kevin Dyer, Jabari Chavis Tom Kessel, Kealoha Stokes	
5	IOWA STATE	3:40.16
	Nate Dixson, Chris Wycoff Robert Hague, Dan Cooper	
	MINNESOTA	DQ
	Eric Stommes, Tim Van Voorhis Adrian Ellis, Kevin Dunbar	

Preliminary Heat 2

1	SOUTHWESTERN LOUISIANA	3:26.22
	Jahzeel Gayle, Gabe Clement Winston Sinclair, Gene Siner	
2	OKLAHOMA	3:26.42
	Shomari Wilson, Shanon Atkinson Mike Calver, Michael Jackson	
3	NORTHERN IOWA	3:27.35
	Jon Judisch, Alonzo Clayton Alex Garn, Matt Mullenix	
4	EASTERN ILLINOIS	3:27.80
	Cameron Mabry, Chris Watson George Wilson, Mike McBride	
5	LOYOLA	3:37.38
	Andy Bielakowski, Eric Haupt Torey Botti, Nick Palmer	
	VALPARAISO	DNR

Preliminary Heat 3

1	PRAIRIE VIEW A&M	3:25.06
	Maurice Garrett, Anthony Dabney Erick McLemore, Dakari Lenear	
2	ALABAMA	3:25.80
	David Bergdahl, Ken Fambro Omokaro Alohan, Mark Seasay	
3	WISCONSIN	3:25.96
	David Sengstock, Carlton Clark John Christensen, Brody Rose	
4	DETROIT MERCY	3:26.50
	Darryl Rankin, Brian Hynous Eric McKeon, Corey Stedman	
	SOUTHWEST MISSOURI STATE	DNF

University Men's Distance Medley Relay Finals

1	ARIZONA	09:35.80
	Luther Kopf 2:59.1, Akin Akinremi 48.0 Timur Voitetsky 1:49.3, Bob Keino 3:59.4	
2	OREGON	09:36.34
	Ben Andrews 2:58.7, Greg James 48.2 Daniel Das Neves 1:49.4, Karl Keska 4:00.0	

3	BAYLOR Robert Knight 2:59.5, Stephan Bragner 45.9 Darrin Strong 1:49.0, David Monk 4:11.2	09:45.84
4	STANFORD Jason Lunn 2:58.2, Tad Heath 48.6 Jake Maas 1:51.1, Jon Weldon 4:11.3	09:49.11
5	SOUTHWEST MISSOURI STATE James McCrackin, Marcus Banks Jamie Wynne, Scott Stevener	09:51.14
6	TULSA Cornelius Mason, Rodney Peterson Adam Ellison, Ryan Siler	09:52.78
7	ALABAMA Brian Hesson, Omokaro Alohan James McIngvale, Sam Barall	09:54.63
8	IOWA Chad Feeldy, Peter Eischeid Dave Novotny, Chris Peters	09:55.23
9	NEBRASKA Erik Mickelson 3:04.4, Kevin Brewer 49.2 Alex Lamme 1:53.4, Brady Bonsall 4:09.0	09:55.71
10	NORTHERN IOWA Guy Willey, Jon Judisch Matt Mullenix, Kory Swart	09:56.74
11	MARQUETTE Jamie Gabb, Jerry Crimmins Casey Rakoczy, Houston Barber	09:58.89
12	LOYOLA Joe DeLeon, Torey Botti Ron Rosset, Mark Miller	10:00.87
13	MISSOURI Chad Williamson, Chad Shade Jim Spencer, John Crawford	10:01.74
14	PURDUE Chris Cozort 3:00.8, Adam Cornell 49.8 Ken White 1:50.8, Eric Smoot 4:20.7	10:01.98
15	WISCONSIN-MILWAUKEE Keith Zeise, Ashley Bronk Matt Finger, Nate Kohnle	10:06.65
16	DETROIT MERCY Corey Stedman, Mark Risch Eric McKeon, Tom Jacobs	10:09.56
17	EASTERN ILLINOIS Mike McBride, George Wilson Todd Moroney, Rich Arsenault	10:11.12
18	DRAKE Jeremy Haack, Aaron Egbert Jason Wheeler, Gary Flugum	10:13.26
19	INDIANA STATE Kurt Wayton, Steve Greer Mike Holbrook, David Birke	10:14.42

University & College Men's 4x1600 Meter Relay Finals

1	OREGON Greg James 4:09.9, Daniel Das Neves 4:10.8 Rick Cantwell 4:13.5, Karl Keska 4:07.7	16:41.96
2	EASTERN MICHIGAN Morris Giddens 4:13.7, Clint Verran 4:12.3 Ben Reese 4:10.9, Jason Boothroyd 4:05.2	16:42.07
3	MICHIGAN STATE Dean Rugh 4:11.8, Pat Hoard 4:14.3 Ryan Kennedy 4:09.9, Chris Lett 4:10.9	16:47.08
4	MISSOURI Chad Williamson 4:12.2, John Crawford 4:14.2 Ryan Pirtle 4:09.6, Ray Hughes 4:24.3	17:00.34
5	BAYLOR Keith Hensley 4:15.2, Robert Knight 4:13.8 David Monk 4:15.5, Jonathan Lee 4:18.7	17:03.21
6	ALABAMA Brian Hesson 4:12.8, James McIngvale 4:13.1 Nick Middleton 4:19.0, Sam Barall 4:20.3	17:04.4
7	IOWA Mike Bakker 4:15.9, Chad Feeldy 4:14.8 Chris Peters 4:15.6, Jared Pittman 4:26.8	17:13.10
8	MARQUETTE Jamie Gabb, Hans Van Zanten Eric Vanlaningham, Houston Barber	17:15.45
9	MANKATO STATE Joe Alexander, Petros Yohannes Jason Minnick, Joey Keillor	17:16.56
10	NORTHERN IOWA Matt Mullenix, Kory Swart Guy Willey, Jay Brock	17:22.18
11	WISCONSIN-MILWAUKEE Keith Zeise, Cory Peterson Matt Finger, Nate Kohnle	17:25.27
12	EASTERN ILLINOIS Rich Arsenault, Justin Weiss Jason Anhalt, Dave Venhaus	17:26.17
13	LOYOLA Joe DeLeon, Keith West Ron Rosset, Dan Hoarty	17:34.64
14	NEBRASKA Lou Petricca, Banti Iteffa Jim Vance, Aaron Scheer	17:39.26
15	INDIANA STATE Kurt Wayton, Mike Holbrook Geoff Wayton, Steve Greer	17:44.73
16	WISCONSIN-OSHKOSH Dan Kramer, Tony Bolz Andy Esten, John Osmanski	18:03.75
	LINDENWOOD	DNR

College Men's 4x100 Meter Relay Finals

1	NORTHERN COLORADO	41.51
	Steve Kensinger, Marvin Adams Vernon Way, Brian Kula	
2	NORTH DAKOTA STATE	41.56
	Nathan Harms, Matt Ness Tim Jacobsen, Jeremy Harms	
3	NEBRASKA WESLEYAN	41.57
	Jeff Cizek, Mike Reed Andy Heydenberk, Scott Nelson	
4	AUGUSTANA-ILL	41.90
	David Walton, Mark Zemke Kyle Poston, Rob Lee	
5	WISCONSIN-STOUT	41.91
	Joe Verstegen, Jesse Witcraft Mike Hallingstad, Terry Anders	
6	HARDING	41.95
	Ron Nelson, Jeremy Winters Dave Smith, Jermaine Cuffie	
7	SOUTH DAKOTA	42.01
	Nathan Smith, Mark Hall Chad Russell, Matt Zolnowsky	
8	DOANE	42.08
	Greg Albright, Eric Kincade Steve Satterly, Curtis Hawkins	

Preliminary Heat 1

1	HARDING	42.54
	Ron Nelson, Dave Smith Jeremy Winters, Jermaine Cuffie	
2	LEWIS	42.77
	Donnell Baylock, Courtney Brown Bob Politza, Leon Davis	
3	WISCONSIN-STEVENS POINT	43.12
	Dennis Lettner, Matt Warta Andy Renz, Mike Warta	
4	BUENA VISTA	43.70
	Josh Rasmussen, Jeff Christians Brian Schmalbeck, Henry Johnson	
5	SIMPSON	44.35
	Andy Estey, Greg Feldmann Brock Bedwell, K.C. Powell	
6	KENTUCKY STATE	44.38
	Ramon Johnson, Terry Brown Chris Blossom, Craig Washington	
	CARROLL	DQ
	R.J. Hoppe, Jeff Urban Greg Trewin, Adam Smiley	

Preliminary Heat 2

1	NEBRASKA WESLEYAN	42.05
	Jeff Cizek, Mike Reed Andy Heydenberk, Scott Nelson	
2	DOANE	42.24
	Greg Albright, Eric Kincade Steve Satterly, Curtis Hawkins	
3	NORTHERN COLORADO	42.25
	Steve Kensinger, Marvin Adams Vernon Way, Brian Kula	

4	SOUTH DAKOTA	42.59
	Nathan Smith, Mark Hall Chad Russell, Matt Zolnowsky	
5	WISCONSIN-STOUT	42.65
	Joe Verstegen, Jesse Witcraft Mike Hallingstad, Terry Anders	
6	NORTHEAST MISSOURI STATE	42.67
	John Williams, Matt Antognoli Shawn Seury, Shawn Weber	
7	HASTINGS	43.47
	Pat Brede, Scott Johnson Sean Swaim, Josh Kitchen	

Preliminary Heat 3

1	AUGUSTANA-ILL	42.75
	David Walton, Mark Zemke Kyle Poston, Rob Lee	
2	NORTH CENTRAL	43.04
	Frank Pettaway, Unknown Emil Ostberg, Joel Williams	
3	BETHEL	43.23
	Christian Johnson, Jason Boatman Steve Leonard, Glenn Stewart	
4	WISCONSIN-EAU CLAIRE	43.36
	Jerry Williams, Chad Knutson John Howers, Matt Pronschinske	
5	MANKATO STATE	44.04
	Reggie Patterson, Allan Smith Tony Asay, Brett Ellanson	
	ST. CLOUD STATE	DNF
	Larry Miller, Robert Ewings Josh Westling, Flurcha Crutch	
	CARLETON	DNF
	Nate Chiappa, Zach Jones Pete Imle, Jon Cutler	

Preliminary Heat 4

1	NORTH DAKOTA STATE	42.16
	Nathan Harms, Matt Ness Tim Jacobsen, Jeremy Harms	
2	NEBRASKA-KEARNEY	43.14
3	MONMOUTH	43.19
	David Thompson, Brett Newmam Andy Knowles, Joel Eckberg	
4	WARTBURG	43.61
	PITTSBURG STATE	DNF
	James McCarty, Chris Hudson Doug Hicks, Dinsdale Morgan	
	CENTRAL	DNF
	Brent Ferneau, Ryan Erickson Dan Zimmerman, Andrew Paulsen	
	LINCOLN	DNR

College Men's 4x200 Meter Relay Finals

1	OKLAHOMA BAPTIST	1:26.03
	Larry McFarlin, Immanuel Khariqub Kino Roberts, Sheldon Edwards	
2	SOUTH DAKOTA	1:26.12
	Nathan Smith, Mark Hall Matt Zolnowsky, Lionel McPhaul	

3	NORTH DAKOTA STATE	1:26.79
	Matt Ness, Tim Jacobsen	
	Jeremy Harms, Jason Breitzman	
4	MORNINGSIDE	1:27.09
	Dontae Jones, Matt Campbell	
	Josh Willis, Chad Kramer	
5	ST. CLOUD STATE	1:27.20
	Larry Miller, Robert Ewings	
	Josh Westling, Flurohn Crutch	
6	LEWIS	1:29.17
	Donnell Baylock, Courtney Brown	
	Marcel Geiger, Charlie Smith	
7	BETHEL	1:29.32
	Blaine Soderholm, Jason Boatman	
	John Wahlstrom, Glenn Stewart	
8	WISCONSIN-LA CROSSE	1:31.28
	Andy Renz, Phil Vetterkind	
	Scott Kazik, David Whiteis	

Preliminary Heat 1

1	LEWIS	1:27.70
	Donnell Baylock, Courtney Brown	
	Marcel Geiger, Charlie Smith	
2	ST. CLOUD STATE	1:28.21
	Larry Miller, Robert Ewings	
	Josh Westling, Flurohn Crutch	
3	BUENA VISTA	1:29.43
	Scott Hermann, Jeff Christians	
	Brian Schmalbeck, Henry Johnson	
4	MANKATO STATE	1:29.82
	Reggie Patterson, Allan Smith	
	Tony Asay, Brett Ellanson	
5	NEBRASKA-KEARNEY	1:30.62
	Volker Olbrich, Marc Kohmetscher	
	Jason Wacker, Jon Goedert	
6	AUGUSTANA-ILL	1:30.86
	David Walton, Mark Nelson	
	Nate Hurt, Corey Christenson	
7	LUTHER	1:32.74
	Dan Dale, Andy Henderson	
	Jeff Rohlwing, Chris Cinnamo	

Preliminary Heat 2

1	MORNINGSIDE	1:27.47
	Dontae Jones, Matt Campbell	
	Josh Willis, Chad Kramer	
2	OKLAHOMA BAPTIST	1:27.69
	Larry McFarlin, Immanuel Khariqub	
	Kino Roberts, Sheldon Edwards	
3	NORTH DAKOTA	1:29.74
	K.C. Homiston, Jeremy Zimney	
	Brad Lies, Cory Ravnaas	
4	CARROLL	1:29.75
	R.J. Hoppe, Matt Didion	
	Jeff Urban, Adam Smiley	
5	CENTRAL	1:31.05
	Andrew Paulsen, Mark Fairley	
	Mike Hodson, Rob Thompson	
	CORNELL	DQ
	Matt Casebolt, Kurt Ronnfeldt	
	David Bohn, Shawn McCormick	

Preliminary Heat 3

1	SOUTH DAKOTA	1:26.94
	Nathan Smith, Mark Hall	
	Matt Zolnowsky, Lionel McPhaul	
2	WISCONSIN-LA CROSSE	1:27.26
	Andy Renz, Phil Vetterkind	
	Scott Kazik, David Whiteis	
3	NORTH DAKOTA STATE	1:27.35
	Matt Ness, Tim Jacobsen	
	Jeremy Harms, Jason Breitzman	
4	BETHEL	1:28.46
	Blaine Soderholm, Jason Boatman	
	John Wahlstrom, Glenn Stewart	
5	MONMOUTH	1:28.58
	David Thompson, Brian Woodard	
	Andy Knowles, Brett Newmam	
6	WARTBURG	1:29.45
	Chad Williams, Chris Shannon	
	Tim Lambertson, Steve Bdolenz	
7	COE	1:30.02
	Ray Neosh, Shannon Weller	
	Brian Collier, Vonzel Johnson	

Dr. Channing Smith Col. Men's 4x400 Meter Relay

1	OKLAHOMA BAPTIST	3:12.10
	Larry McFarlin 49.4, Kino Roberts 48.2	
	Matt Badgett 48.9, Sheldon Edwards 45.6	
2	NORTHERN COLORADO	3:13.36
	Marvin Adams 48.4, Kacey Garver 48.2	
	Nathan Cole 48.7, Wayne Patton 48.1	
3	PITTSBURG STATE	3:14.66
	Chris Hudson, Dinsdale Morgan	
	Kevin Jukes, Doug Hix	
4	LINCOLN	3:15.54
	Duane Hill 48.7, Damani Akridge 48.4	
	James Birchfield 50.3, Mark Grey 48.1	
5	SOUTH DAKOTA	3:16.07
	Jeff Tiaht, Travis Kasch	
	Matt Eckert, Lionel McPhaul 46.9	
6	AUGUSTANA-SD	3:18.69
	Joey Gleason 49.8, Matt Merritt 49.9	
	Chris Fischer 49.5, Tom Dow 49.6	
7	COE	3:18.89
	Brian Collier, Vonzel Johnson	
	Ray Neosh, Darin Astor	
	NEBRASKA WESLEYAN	DNR

Preliminary Heat 1

1	NORTHERN COLORADO	3:14.07
	Marvin Adams 48.3, Kacey Garver 48.9	
	Nathan Cole 48.6, Wayne Patton 48.3	
2	SOUTH DAKOTA	3:15.19
	Jeff Tiaht 50.9, Travis Kasch 49.2	
	Matt Eckert 48.8, Lionel McPhaul 46.3	
3	PITTSBURG STATE	3:16.55
	Chris Hudson 50.0, James McCarty 48.7	
	Kevin Jukes 48.2, Doug Hix 49.6	

4	AUGUSTANA-ILL Nate Hurt 51.0, Mark Zemke 50.2 David Walton 51.2, Rob Lee 48.6	3:20.13
5	BUENA VISTA Chad Hisler 51.3, Mike Leith 51.5 Brian Schmalbeck 50.0, Henry Johnson 47.4	3:20.17
	CENTRAL Ryan Erickson 50.2, Dan Zimmerman 49.8 Brent Ferneau 50.9, Andrew Paulsen 49.6	DQ
	EMPORIA STATE Travis Powell, Cory Cole Ryan Kaaberline, Tamas Molnar	DNF

Preliminary Heat 2

1	OKLAHOMA BAPTIST Larry McFarlin 49.5, Kino Roberts 47.9 Brian McFarlin 49.9, Sheldon Edwards 7.5	3:14.89
2	WISCONSIN-STOUT Chris Valois 49.7, Jesse Witcraft 49.7 Mike Hallingstad 50.4, Terry Anders 48.5	3:18.36
3	NORTHEAST MISSOURI STATE Rob Mallinder 52.0, Shawn Weber 50.3 Jon Coyle 51.6, Matt Antognoli 48.6	3:22.56
4	CARLETON Pete Imle, Paul Dosh Zach Jones, Jon Cutler	3:24.81
5	NORTH CENTRAL Emil Ostberg 51.4, Frank Pettaway 51.3 Joel Williams 51.4, Nate Breed 51.1	3:25.20
6	HARDING Jermaine Cuffie 50.5, Ron Nelson 52.2 Jeremy Winters 53.8, Jonah Tanui 50.2	3:26.65
7	NORTH DAKOTA STATE Gabe Iverson 52.5, Darin Eisinger 51.3 Heith Janke 51.3, Wade Folske 52.9	3:28.00

Preliminary Heat 3

1	AUGUSTANA-SD Joey Gleason 50.2, Matt Merritt 50.1 Chris Fischer 48.8, Tom Dow 48.2	3:17.32
2	WARTBURG Chad Williams 50.2, Chris Shannon 49.0 Steve Bdolenz 49.1, Josh Watters 49.6	3:17.93
3	KENTUCKY STATE Terry Brown, Ramon Johnson Chris Blossom, Ron Clemons	3:20.00
4	DOANE Eric Kincade 50.3, Greg Fier 50.3 Bryan Cranny 50.2, Dave Budler 50.6	3:21.40
5	LEWIS Chris Kemp 51.3, Bob Politza 49.5 Marcel Geiger 51.0, Courtney Brown 49.8	3:21.61
6	ST. CLOUD STATE Mike Jendro 52.3, Ryan Przybilla 50.1 Scott Sternweis 50.4, Mike Pooler 49.6	3:22.41

7	BETHEL Blaine Soderholm 52.9, John Wahlstrom 50.6 Rich Schmidt 51.4, Jason Boatman 49.6	3:24.55
	WISCONSIN-STEVENSON POINT	DNR

Preliminary Heat 4

1	LINCOLN Mark Grey 48.1, Damani Akridge 50.6 James Birchfield 49.5, Duane Hill 46.2	3:14.48
2	NEBRASKA WESLEYAN Mike Reed 49.5, Rusty Moore 49.4 Todd May 49.9, Scott Nelson 48.2	3:16.02
3	COE Brian Collier 50.6, Vonzel Johnson 48.8 Ray Neosh 48.1, Darin Astor 49.1	3:16.59
4	MORNINGSIDE Josh Dickinson, Matt Campbell Josh Willis 48.2, Chad Kramer	3:18.96
5	NORTHWESTERN-IA Terry Dykstra, Jon Oostra 48.7 Jarrod Heinz, Bryant Engelmann	3:19.92
6	SOUTH DAKOTA STATE Jason Gengerke 49.5, Ryan Schmitz 49.8 Casey Eitemiller 50.3, Mike Freeman 52.0	3:21.66
7	NEBRASKA-KEARNEY Jason Walker 51.1, Kyle Larson 51.9 Joe Goedert 51.1, Mark Kometcher 51.5	3:25.60
	SIENA HEIGHTS	DNR

J.M. Saunderson Col. Men's 4x800 Meter Relay

1	LEWIS Ivars Baikovs 1:52.6, Jared Reynolds 1:55.9 David Locker 1:52.9, Manuel Joseph 1:54.5	7:35.90
2	AUGUSTANA-ILL Erik Nicoson 1:55.7, Nate Roe 1:53.7 Brett Dailey 1:57.2, Amto Bati 1:52.9	7:39.46
3	FORT HAYS STATE A.J. Lee, Ryan Liess Jason Shanahan, T.J. Trout	7:40.21
4	NORTH DAKOTA Bryon Severson, Chad Heltemes Josh Jorde, Mike Madsen	7:43.48
5	LUTHER Brian Anderson, Mark Sundet Rudy Espino, Brent McGrew	7:43.76
6	OKLAHOMA BAPTIST Jeremy Hughey 1:58.2, Brian McFarlin 1:54.4 Matt Badgett 1:57.1, Chance Rush 1:53.8	7:44.07
7	NORTHEAST MISSOURI STATE Matt Antognoli, Christian Blackburn Jason Golonka, Jeremy Struttman	7:45.11
8	HARDING Tommy Noel, Jonah Tanui Kenneth Kulei, Simeon Sawe	7:45.74

9	EMPORIA STATE	7:48.57
	Cory Cole, Josh Baxter Garth Briggamen, Ryan Kaberline	
10	NORTH DAKOTA STATE	7:48.99
	Wade Folske 1:57.3, Darin Eisinger 1:56.5 Chris Dew 1:57.5, Heith Janke 1:57.6	
11	CAL POLY-POMONA	7:50.24
	Frank Lemas 1:56.3, Cliff Curtis 1:57.1 Randie Gibbs 1:58.1, Mario Reyes 1:57.7	
12	WARTBURG	7:50.46
	Ryan Harms, Jason MacTaggart Matt Wiley, Josh Watters	
13	DOANE	7:51.46
	Brad Vogt, Marc Papenhagen Chad Anderson, Bryan Cranny	
14	MINNESOTA-DULUTH	7:51.47
	Chad Coley 1:58.4, Pat Bergen 1:58.8 Kris Brevik 1:56.1, George Hanson 1:58.1	
15	GRINNELL	7:52.71
	Josh Ward, Kevin Notheis Nat Hopkins, Neil Gipson	
16	WISCONSIN-OSHKOSH	7:53.12
	Todd Irvine, Mark Beversdorf Tony Teunissen, Cale Jacobs	
17	MANKATO STATE	7:53.63
	Dave Wennell 1:58.8, Roba Bati 1:57.6 Josh Brang 1:59.3, Bob Wagoner 1:57.9	
18	NEBRASKA-KEARNEY	7:54.01
	Dan Nielsen, Jon Feauto Erich Whitmore, Kurt Holliday	
19	ST. CLOUD STATE	7:59.11
	Mike Jendro, Kerry Collins Mike VanBerkel, Chad Bartels	
20	CARLETON	8:11.24
	Joel Wegener, Kevin Theissen Dan Virnig, Bill Martin	

College Men's Sprint Medley Relay Finals

1	LINCOLN	3:22.38
	Carlos Jackson, Charles Crowley Duane Hill 46.4, Mark Grey 1:50.2	
2	WISCONSIN-LA CROSSE	3:24.67
	Andy Renz, Scott Kazik David Whiteis 47.7, Brad Wilson 1:52.7	
3	EMPORIA STATE	3:25.55
	Travis Powell, Cory Cole Tamas Molnar 48.0, Ryan Kaberline 1:53.4	
4	KENTUCKY STATE	3:25.94
	Terry Brown, Ramon Johnson Chris Blossom 50.6, William Barry 1:51.1	
5	LEWIS	3:26.89
	Leon Davis, Donnell Baylock Bob Politza 48.7, Ivars Baikovs 1:54.1	
6	WISCONSIN-STOUT	3:28.82
	Terry Anders, Jesse Witcraft Chris Valois, Jeff Jenson	

7	AUGUSTANA-ILL	3:29.02
	Kyle Poston, Mark Zemke Rob Lee 48.0, Mark Nelson 1:57.0	
8	CARLETON	3:35.55
	Nate Chiappa, Pete Imle Zach Jones, Dan Virnig	

Preliminary Heat 1

1	ST. CLOUD STATE	3:29.71
	Jeff Kobliska, Josh Westling Mike Pooler 50.5, Ryan Przybilla 1:54.3	
2	NORTHEAST MISSOURI STATE	3:30.11
	Jon Coyle, Shawn Weber Matt Antognoli 49.0, Jeremy Struttman 1:56.6	
3	NORTHWESTERN-IA	3:31.16
	Jarrod Heinz, Darrin De Vries Jon Oostra 50.6, Bryant Engelmann 2:00.3	
4	MONMOUTH	3:36.68
	Toby Vallas, Dennis Staggs Nate Boekholder 52.2, Clinton Tarpley 1:58.9	
5	LUTHER	3:36.86
	Jeff Rohlwing, Andy Henderson Chris Cinnamo 50.1, Aaron Holtebeck 2:00.5	
6	CONCORDIA-ST. PAUL	3:45.94
	Dylan Gillespie, Brady Brever Kyle Peterman, Jonathan Breitbarth	
	ST. JOHN'S	DNR
	HARDING	DNR

Preliminary Heat 2

1	WISCONSIN-LA CROSSE	3:27.48
	Andy Renz, Phil Vetterkind Scott Kazik, Brad Wilson 1:53.9	
2	WISCONSIN-STOUT	3:27.85
	Terry Anders, Jesse Witcraft Chris Valois 50.0, Jeff Jenson 1:54.2	
3	EMPORIA STATE	3:29.01
	Travis Powell, Tamas Molnar Cory Cole 50.0, Ryan Kaberline 1:53.9	
4	CARLETON	3:29.09
	Nate Chiappa, Pete Imle Zach Jones, Dan Virnig 1:54.6	
5	NORTHERN COLORADO	3:34.98
	Ben Poore, Mike Allen Josh Carter, Wayne Patton	
6	SOUTH DAKOTA STATE	3:37.07
	Ryan Schmitz, Mike Freeman Jason Gengerke, Casey Eitemiller	
7	BETHANY	3:38.00
	Jon Hooper, Matt Hargrave Nyke Gatlin 51.0, Cory Swords 2:00.8	
8	DORDT	3:40.72
	Jamey Schiebout, Matt Howerzyl Steve Holwerda 52.3, Jason DeWeerd 2:01.9	

Preliminary Heat 3

1	LINCOLN	3:24.64
	Carlos Jackson, Charles Crowley Duane Hill 47.2, Mark Grey 1:51.7	
2	NEBRASKA WESLEYAN	3:29.65
	Jeff Cizek, Scott Nelson Chad Wemhoff 49.9, Ron Dubas 1:55.9	
3	DOANE	3:30.48
	Greg Albright, Steve Satterly Dave Budler 49.7, Brad Vogt 1:55.2	
4	SOUTH DAKOTA	3:35.57
	Jeff Tiaht, Travis Kasch Jerrod Madden 50.8, Eric Chesimet 1:59.8	
5	LORAS	3:36.18
	Kevin Coy, Adam Naughton Mike Adams 52.9, Tim Berning 1:55.0	
6	MACALESTER	3:36.36
	Chris Mrema, Bear Stephens Andres Leza, Bob Elsinger	
7	CORNELL	3:41.92
	Matt Casebolt, Andy Ehrsmann Kurt Ronnfeldt 54.0, Tahlee Baynard 2:03.0	

Preliminary Heat 4

1	KENTUCKY STATE	3:26.77
	Terry Brown, Ramon Johnson Chris Blossom 49.1, William Barry 1:53.0	
2	MINNESOTA-DULUTH	3:29.52
	Jared Nerison, Eric Storhoff Kris Brevik, George Hanson 1:55.0	
3	MORNINGSIDE	3:29.80
	Dontae Jones, Josh Willis Ryan Smith 51.1, Josh Dickinson 2:00.0	
4	NORTH DAKOTA STATE	3:31.32
	Nathan Harms, Jason Breitzman Gabe Iverson 51.0, Cory Helm 1:55.9	
5	NORTHERN STATE	3:35.22
	Tom Skoog, Lee Marshall Jim Vanderwoude 49.7, Ross Barnett 1:59.2	
6	COE	3:36.75
	Ray Neosh, Vonzel Johnson Chad Willeford, Todd Henecke	
7	CENTRAL	3:38.11
	Mike Hodson, Jay Rhoten Joe O'Neill 51.0, Chad Klocke	
8	SIOUX FALLS	3:38.57
	David Fiech, Matt VanDyken Shane Sandersfeld, Erik Person	

Preliminary Heat 5

1	AUGUSTANA-ILL	3:26.90
	Kyle Poston, Rob Lee Mark Zemke 49.2, Amto Bati 1:53.2	
2	LEWIS	3:27.38
	Leon Davis, Bob Politza Charlie Smith 49.7, David Locker 1:52.8	

3	SIMPSON	3:34.36
	Andy Estey, Greg Feldmann K.C. Powell 51.5, Joel Hoger 1:56.7	
4	WARTBURG	3:35.12
	Chad Williams, Sid Harris Trevor Shannon 51.2, Josh Lyons 1:58.2	
5	HAMLIN	3:38.06
	Greg Doth, Eric Johnson Jon Hager, Steve Doherty 1:58.3	
	NEBRASKA-KEARNEY	DNF
	Volker Olbrich, Marc Kohmetscher Jason Martin, Kyle Larsen	
	NORTHWEST MISSOURI STATE	DNR

Preliminary Heat 6

1	WISCONSIN-STEVENSON POINT	3:29.27
	Dennis Lettner, Mike Warta Brett Witt 49.1, Joshua Tebo 1:55.0	
2	CONCORDIA-NE	3:31.92
	Ryan Cumbow, Geof Heinicke Frank Wilson 49.4, Travis Lebo 1:56.4	
3	NORTH CENTRAL	3:33.67
	Emil Ostberg, Joel Williams Frank Pettaway 50.8, Nate Breed 1:58.1	
4	BUENA VISTA	3:37.22
	Andy Hollingsworth, Jeff Christians Mike Leith 51.4, Brian Davenport 1:59.9	
5	HASTINGS	3:38.50
	Scott Johnson, Josh Kitchen Rick Waldron, Lance Westing	
	NORTH DAKOTA	DQ
	ST. THOMAS	DNR

College Men's Distance Medley Relay Finals

1	CENTRAL MISSOURI STATE	09:54.01
	Eliasa Tanui 3:02.1, Tim Stockdale 49.5 Brent Curp 1:56.1, Alexandr Alexin 4:06.3	
2	NORTH DAKOTA	09:58.84
	Mike Madsen, Brad Lies Bryon Severson, Chad Heltemes	
3	NORTHEAST MISSOURI STATE	10:01.53
	Jason Golonka, Matt Antognoli Christian Blackburn, Jeremy Struttman	
4	LEWIS	10:01.55
	Ivars Baikovs 3:04.3, Charlie Smith 50.0 Jared Reynolds 1:55.8, David Locker 4:11.4	
5	NORTH DAKOTA STATE	10:07.43
	Chris Dew, Jason Breitzman Darin Eisinger, Heith Janke	
6	MINNESOTA-DULUTH	10:07.46
	Chad Coley, Eric Storhoff Kris Brevik, George Hanson	
7	FORT HAYS STATE	10:09.36
	A.J. Lee, Clarence Bass Jason Shanahan, T.J. Trout	
8	CAL POLY-POMONA	10:09.88
	Cliff Curtis, Jason Campbell Frank Lemas, Randie Gibbs	

9	LUTHER	10:10.60
	Mark Sundet, Chris Cinnamo Rudy Espino, Brent McGrew	
10	LORAS	10:10.97
	Chad Leitzen, Mike Adams Tim Berning, Chris Schaefer	
11	CARLETON	10:11.43
	Dan Virnig, Zach Jones Joel Wegener, Kevin Theissen	
12	WISCONSIN-STEVEENS POINT	10:13.28
	Jess Christensen, Curt Kaczor Craig Olson, Chad Johnson	
13	AUGUSTANA-ILL	10:13.48
	Nate Roe, Nate Hurt Brett Dailey, Dave Nellis	
14	OKLAHOMA BAPTIST	10:14.14
	Brian McFarlin, Jeremy Hughey Matt Badgett, Chance Rush	
15	CONCORDIA-NE	10:14.19
	Paul Reinke, Frank Wilson Travis Lebo, Dan Christensen	
16	GRINNELL	10:14.82
	Neil Gipson, Brent Dexter Kevin Notheis, Josh Ward	
17	NEBRASKA-KEARNEY	10:17.72
	Dan Nielsen, Jason Wacker Erich Whitmore, Kurt Holliday	
18	SOUTH DAKOTA	10:23.19
	Mike Staick, Jerrod Madden Dan Carlson, Mike Gade	
19	MORNINGSIDE	10:36.81
	Bob Sang, Ryan Smith Josh Dickinson, Kevin Etcher	
	MANKATO STATE	DNF
	Petros Yohannes, Ryan Scott Joe Alexander, Joey Keillor	
	EMORY	DNF
	Chris Essick, John Dominique John Bacholsky, Henry Neely	

University & College Men's 4x110 Shuttle Hurdle Relay Finals

1	IOWA STATE	0:57.97
	John Barnett, Chris Wycoff Eric Strim, Jason Woods	
2	MINNESOTA	0:59.06
	Niles Deneen, Glenn Lindquist Aaron Wheatcraft, Benjamin Jenson	
3	WASHINGTON	0:59.50
	Ben Meyer, Skip Moody Jacob Predmore, Andrew Damberville	
	DOANE	DQ
	John Heckenlively, Lee Foulk Aaron Waltz, Curtis Hawkins	

Preliminary Heat 1

1	DOANE	0:59.92
	John Heckenlively, Lee Foulk Aaron Waltz, Curtis Hawkins	

2	MINNESOTA	1:00.47
	Benjamin Jenson, Glenn Lindquist Aaron Wheatcraft, Niles Deneen	
3	WISCONSIN-STEVEENS POINT	1:01.23
	Chad Robran, Bryce Frazier Craig Anderson, Shawn Moretti	
	IOWA	DNR

Preliminary Heat 2

1	IOWA STATE	1:00.16
	Chris Wycoff, Jerome Henry Jason Woods, John Barnett	
2	SOUTH DAKOTA	1:04.57
	Brock McNabb, Erik Nott Steve Craig, Derek Miles	
3	AUGUSTANA-ILL	1:06.99
	Jesse Heath, Scott Nowicki Kurt Whalen, Dan Rakestraw	

Preliminary Heat 3

1	WASHINGTON	1:00.35
	Ben Meyer, Skip Moody Jacob Predmore, Andrew Damberville	
2	KANSAS	1:00.72
	Nathen Prenger, Travis Perret David Henderson, Mike Evers	
3	BALL STATE	1:05.01
	Gordon Drijver, Dontonio Nibbs Jon Rosswurm, Aaron Shunk	


87TH ANNUAL

DRAKERELAYS



MULTI-EVENT RESULTS

WEDNESDAY and THURSDAY
APRIL 24-25, 1996



"The Road to the Olympics Starts Here"

Kip Janvrin Visa #: 37 Grade: Age/Sex: Men Competing Total Pts: 8198 Overall Place: 1	100 MTR 10.96 () Pts: 870; Plc: 2 LONG JUMP 7.20m / 23'07.50" () Pts: 862; Plc:1 SHOT PUT 13.72m / 45'00.25" Pts: 711; Plc: 2 HIGH JUMP 1.98m / 6'06.00" Pts : 785; Plc: 4 ----- DAY 2----- 400 MTR 48.57 Pts: 882; Plc:1 110m HURD 14.70 () Pts: 886; Plc: 2 DISCUS 43.16m / 141'07" Pts: 729 / Plc: 2 POLE VAULT 4.95m / 16'02.75" Pts: 895 / Plc: 1 JAVELIN 58.02m / 190'04" Pts: 708; Plc: 2 1500 MTR 4:11.63 Pts: 870; Plc: 1	Darwin Vande Hoef Unattached, ISU #: 76 Grade: Age/Sex: Men Competing Total Pts: 7876 Overall Place: 2	100 MTR 10.80 () Pts: 906; Plc: 1 LONG JUMP 7.10m / 23'03.50" () Pts: 838; Plc:2 SHOT PUT 13.77m / 45'02.25" Pts: 714; Plc: 1 HIGH JUMP 2.16m / 7'01.00" Pts : 953; Plc: 1 ----- DAY 2----- 400 MTR 48.95 Pts: 864; Plc:2 110m HURD 14.34 () Pts: 931; Plc: 1 DISCUS 40.78m / 133'09" Pts: 680 / Plc: 3 POLE VAULT 4.15m / 13'07.25" Pts: 659 / Plc: 5 JAVELIN 55.06m / 180'08" Pts: 664; Plc: 4 1500 MTR 4:42.18 Pts: 667; Plc: 3	Brad Swanson Little Falls, Minn. #: 72 Grade: Age/Sex: Men Competing Total Pts: 7649 Overall Place: 3	100 MTR 11.10 () Pts: 838; Plc: 3 LONG JUMP 6.91m / 22'08.00" () Pts: 792; Plc:3 SHOT PUT 13.21m / 43'04.25" Pts: 680; Plc: 3 HIGH JUMP 2.04m / 6'08.25" Pts : 840; Plc: 2 ----- DAY 2----- 400 MTR 50.54 Pts: 790; Plc:3 110m HURD 15.33 () Pts: 810; Plc: 3 DISCUS 46.30m / 151'11" Pts: 794 / Plc: 1 POLE VAULT 4.35m / 14'03.25" Pts: 716 / Plc: 4 JAVELIN 65.80m / 215'10" Pts: 825; Plc: 1 1500 MTR 4:59.20 Pts: 564; Plc: 6	Ian Tullberg Drake #: 341 Grade: Age/Sex: Men Competing Total Pts: 6647 Overall Place: 4	100 MTR 11.49 () Pts: 755; Plc: 5 LONG JUMP 5.74m / 18'10.00" () Pts: 531; Plc:8 SHOT PUT 11.34m / 37'02.50" Pts: 566; Plc: 4 HIGH JUMP 1.89m / 6'02.25" Pts : 705; Plc: 6 ----- DAY 2----- 400 MTR 52.78 Pts: 691; Plc:4 110m HURD 16.07 () Pts: 725; Plc: 4 DISCUS 36.04m / 118'03" Pts: 585 / Plc: 4 POLE VAULT 4.85m / 15'11.00" Pts: 865 / Plc: 2 JAVELIN 51.72m / 169'08" Pts: 614; Plc: 5 1500 MTR 4:51.37 Pts: 610; Plc: 4	Scott Herman Buena Vista #: 1267 Grade: Age/Sex: Men Competing Total Pts: 6240 Overall Place: 5	100 MTR 11.55 () Pts: 742; Plc: 7 LONG JUMP 6.44m / 21'01.50" () Pts: 684; Plc:5 SHOT PUT 9.74m / 31'11.50" Pts: 470; Plc: 8 HIGH JUMP 1.95m / 6'04.75" Pts : 758; Plc: 5 ----- DAY 2----- 400 MTR 52.81 Pts: 690; Plc:5 110m HURD 16.84 () Pts: 641; Plc: 6 DISCUS 32.16m / 105'06" Pts: 507 / Plc: 6 POLE VAULT 3.75m / 12'03.50" Pts: 549 / Plc: 7 JAVELIN 45.98m / 150'10" Pts: 529; Plc: 7 1500 MTR 4:41.60 Pts: 670; Plc: 2	Kevin Warner Lewis #: 1544 Grade: Age/Sex: Men Competing Total Pts: 6196 Overall Place: 6	100 MTR 12.10 () Pts: 631; Plc: 8 LONG JUMP 6.04m / 19'09.75" () Pts: 595; Plc:7 SHOT PUT 11.26m / 36'11.50" Pts: 562; Plc: 5 HIGH JUMP 1.83m / 6'00.00" Pts : 653; Plc: 7 ----- DAY 2----- 400 MTR 55.06 Pts: 596; Plc:8 110m HURD 16.84 () Pts: 641; Plc: 6 DISCUS 35.18m / 115'05" Pts: 567 / Plc: 5 POLE VAULT 4.15m / 13'07.25" Pts: 659 / Plc: 5 JAVELIN 56.96m / 186'10" Pts: 692; Plc: 3 1500 MTR 4:53.17 Pts: 600; Plc: 5
---	--	--	--	---	--	--	--	---	---	---	--

Kendra Stannard
Northern Iowa
Bib#: 3208
Grade:
Competing
Total Points: 4587
Overall Place: 5
100m HURD
15.90 sec ()
Points: 727
Place: 7
HIGH JUMP
1.52 meters
4'11.75"
Points: 644
Place: 8
SHOT PUT
9.94 meters
32'07.50"
Points: 526
Place: 5
200 MTR
25.45 sec ()
Points: 846
Place: 1
----- DAY 2 -----
LONG JUMP
5.44 meters
17'10.25" ()
Points: 683
Place: 3
JAVELIN
26.86 meters
88'01"
Points: 417
Place: 8
800 MTR
2:26.00
Points: 744
Place: 4

Heather Greeling
Southern Illinois
Bib#: 3414
Grade:
Competing
Total Points: 4573
Overall Place: 6
100m HURD
15.33 sec ()
Points: 799
Place: 5
HIGH JUMP
1.58 meters
5'02.25"
Points: 712
Place: 5
SHOT PUT
8.77 meters
28'09.25"
Points: 449
Place: 9
200 MTR
26.28 sec ()
Points: 773
Place: 4
----- DAY 2 -----
LONG JUMP
5.48 meters
17'11.75" ()
Points: 694
Place: 2
JAVELIN
28.04 meters
92'00"
Points: 440
Place: 7
800 MTR
2:28.94
Points: 706
Place: 6

Lorraine Parkinson
Southern Illinois
Bib#: 3422
Grade:
Competing
Total Points: 4287
Overall Place: 7
100m HURD
17.18 sec ()
Points: 576
Place: 10
HIGH JUMP
1.52 meters
4'11.75"
Points: 644
Place: 8
SHOT PUT
11.80 meters
38'08.75"
Points: 648
Place: 1
200 MTR
28.52 sec ()
Points: 590
Place: 10
----- DAY 2 -----
LONG JUMP
4.79 meters
15'08.75" ()
Points: 503
Place: 8
JAVELIN
40.04 meters
131'04"
Points: 668
Place: 1
800 MTR
2:32.78
Points: 658
Place: 8

Marlo Mazur
Western Illinois
Bib#: 3592
Grade:
Competing
Total Points: 4186
Overall Place: 8
100m HURD
15.31 sec ()
Points: 801
Place: 4
HIGH JUMP
1.58 meters
5'02.25"
Points: 712
Place: 5
SHOT PUT
9.15 meters
30'00.25"
Points: 474
Place: 7
200 MTR
27.22 sec ()
Points: 694
Place: 7
----- DAY 2 -----
LONG JUMP
5.00 meters
16'05.00" ()
Points: 559
Place: 7
JAVELIN
21.46 meters
70'05.00"
Points: 316
Place: 10
800 MTR
2:35.10
Points: 630
Place: 9

Wendy Kindermann
Missouri
Bib#: 3031
Grade:
Competing
Total Points: 3877
Overall Place: 9
100m HURD
16.64 sec ()
Points: 638
Place: 9
HIGH JUMP
1.52 meters
4'11.75"
Points: 644
Place: 8
SHOT PUT
8.30 meters
27'02.75"
Points: 419
Place: 10
200 MTR
27.56 sec ()
Points: 666
Place: 8
----- DAY 2 -----
LONG JUMP
4.72 meters
15'06.00" ()
Points: 485
Place: 9
JAVELIN
24.04 meters
78'10.50"
Points: 364
Place: 9
800 MTR
2:32.59
Points: 661
Place: 7

Stefanie Doty
Western Michigan
Bib#: 3604
Grade:
Withdrawn
Total Points: 3859
Overall Place:
100m HURD
14.73 sec ()
Points: 878
Place:
HIGH JUMP
1.55 meters
5'01.00"
Points: 678
Place:
SHOT PUT
9.84 meters
32'03.50"
Points: 519
Place:
200 MTR
26.89 sec ()
Points: 721
Place:
----- DAY 2 -----
LONG JUMP
4.96 meters
16'03.25" ()
Points: 548
Place:
JAVELIN
32.00 meters
105'00"
Points: 515
Place:
800 MTR
Points:
Place:

Jackie Hoover
Allegheny
Bib#: 2314
Grade:
Competing
Total Points: 3834
Overall Place: 10
100m HURD
16.14 sec ()
Points: 697
Place: 8
HIGH JUMP
1.55 meters
5'01.00"
Points: 678
Place: 7
SHOT PUT
9.04 meters
29'08.00"
Points: 467
Place: 8
200 MTR
28.48 sec ()
Points: 594
Place: 9
----- DAY 2 -----
LONG JUMP
4.49 meters
14'08.75" ()
Points: 426
Place: 10
JAVELIN
29.08 meters
95'05"
Points: 459
Place: 6
800 MTR
2:45.39
Points: 513
Place: 10

1996 DRAKE RELAYS HEPTATHLON LONG JUMP RESULTS

4/25@12:45 PM

Software by Track-on-a-Mac...1-800-PETE-MAC

Place	Name-Team	Meters	Time/Feet	Event Pts.	Total Pts	Rank
1	Phyllis Brooks, Western Michigan	5.54	18'02.2	712	3707	2
2	Heather Greeling, Southern Illinois	5.48	17'11.7	694	3427	5
3	Kendra Stannard, Northern Iowa	5.44	17'10.2	683	3426	6
4	Kary Tomaw, Central Michigan	5.42	17'09.5	677	3702	3
5	Rannveig Kvalvik, Missouri	5.41	17'09.0	674	3752	1
6	Aposha Blocker, Minnesota	5.22	17'01.5	620	3590	4
7	Marlo Mazur, Western Illinois	5.00	16'05.0	559	3240	8
8	Stefanie Doty, Western Michigan	4.96	16'03.2	548	3344	7
9	Lorraine Parkinson, Southern Illinois	4.79	15'08.7	503	2961	9
10	Wendy Kindermann, Missouri	4.72	15'06.0	485	2852	11
11	Jackie Hoover, Allegheny	4.49	14'08.7	426	2862	10

1996 DRAKE RELAYS HEPTATHLON JAVELIN LEADERS

4/25@1:51 PM

Software by Track-on-a-Mac...1-800-PETE-MAC

Place	Name-Team	Meters	Time/Feet	Event Pts.	Total Pts	Rank
1	Lorraine Parkinson, Southern Illinois	40.04	131'04"	668	3629	8
2	Kary Tomaw, Central Michigan	36.32	119'02"	597	4299	2
3	Rannveig Kvalvik, Missouri	34.22	112'03"	557	4309	1
4	Aposha Blocker, Minnesota	33.94	111'04"	551	4141	4
5	Phyllis Brooks, Western Michigan	32.30	106'00"	520	4227	3
6	Stefanie Doty, Western Michigan	32.00	105'00"	515	3859	6
7	Jackie Hoover, Allegheny	29.08	95'05"	459	3321	10
8	Heather Greeling, Southern Illinois	28.04	92'00"	440	3867	5
9	Kendra Stannard, Northern Iowa	26.86	88'01"	417	3843	7
10	Wendy Kindermann, Missouri	24.04	78'10.5	364	3216	11
11	Marlo Mazur, Western Illinois	21.46	70'05.0	316	3556	9

1996 DRAKE RELAYS HEPTATHLON 800-METER RUN

4/25@2:42 PM

Software by Track-on-a-Mac...1-800-PETE-MAC

Place	Name-Team	Meters	Time/Feet	Event Pts.	Total Pts	Rank
1	Aposha Blocker, Minnesota		2:17.98	851	4992	3
1	Rannveig Kvalvik, Missouri		2:18.01	851	5160	1
3	Kary Tomaw, Central Michigan		2:25.65	748	5047	2
4	Kendra Stannard, Northern Iowa		2:26.00	744	4587	5
5	Phyllis Brooks, Western Michigan		2:28.07	717	4944	4
6	Heather Greeling, Southern Illinois		2:28.94	706	4573	6
7	Wendy Kindermann, Missouri		2:32.59	661	3877	9
8	Lorraine Parkinson, Southern Illinois		2:32.78	658	4287	7
9	Marlo Mazur, Western Illinois		2:35.10	630	4186	8
10	Jackie Hoover, Allegheny		2:45.39	513	3834	10
	Stefanie Doty, Western Michigan				3859	

1996 DRAKE RELAYS HEPTATHLON FIRST DAY LEADERS

4/24@2:19 PM

Software by Track-on-a-Mac...1-800-PETE-MAC

Place	Name-Team	Meters	Time/Feet	Event Pts.	Total Pts	Rank
1	Rannveig Kvalvik, Missouri				3078	1
2	Kary Tomaw, Central Michigan				3025	2
3	Phyllis Brooks, Western Michigan				2995	3
4	Aposha Blocker, Minnesota				2970	4
5	Stefanie Doty, Western Michigan				2796	5
6	Kendra Stannard, Northern Iowa				2743	6
7	Heather Greeling, Southern Illinois				2733	7
8	Marlo Mazur, Western Illinois				2681	8
9	Lorraine Parkinson, Southern Illinois				2458	9
10	Jackie Hoover, Allegheny				2436	10
11	Wendy Kindermann, Missouri				2367	11

1996 DRAKE RELAYS HEPTATHLON 200-METER DASH RESULTS

4/24@2:15 PM

Software by Track-on-a-Mac...1-800-PETE-MAC

Place	Name-Team	Meters	Time/Feet	Event Pts.	Total Pts	Rank
1	Kendra Stannard, Northern Iowa		25.45	846	2743	6
2	Kary Tomaw, Central Michigan		26.02	795	3025	2
3	Phyllis Brooks, Western Michigan		26.04	794	2995	3
4	Heather Greeling, Southern Illinois		26.28	773	2733	7
5	Rannveig Kvalvik, Missouri		26.48	756	3078	1
5	Aposha Blocker, Minnesota		26.48	756	2970	4
7	Stefanie Doty, Western Michigan		26.89	721	2796	5
8	Marlo Mazur, Western Illinois		27.22	694	2681	8
9	Wendy Kindermann, Missouri		27.56	666	2367	11
10	Jackie Hoover, Allegheny		28.48	594	2436	10
11	Lorraine Parkinson, Southern Illinois		28.52	590	2458	9

1996 DRAKE RELAYS HEPTATHLON 100-METER HURDLE RESULTS

4/24@10:43 AM

Software by Track-on-a-Mac...1-800-PETE-MAC

Place	Name-Team	Meters	Time/Feet	Event Pts.	Total Pts	Rank
1	Phyllis Brooks, Western Michigan		14.50	909	909	1
2	Kary Tomaw, Central Michigan		14.73	878	878	2
2	Stefanie Doty, Western Michigan		14.73	878	878	2
4	Rannveig Kvalvik, Missouri		14.77	872	872	4
5	Marlo Mazur, Western Illinois		15.31	801	801	5
6	Heather Greeling, Southern Illinois		15.33	799	799	6
6	Aposha Blocker, Minnesota		15.33	799	799	6
8	Kendra Stannard, Northern Iowa		15.90	727	727	8
9	Jackie Hoover, Allegheny		16.14	697	697	9
10	Wendy Kindermann, Missouri		16.64	638	638	10
11	Lorraine Parkinson, Southern Illinois		17.18	576	576	11

1996 DRAKE RELAYS HEPTATHLON HIGH JUMP RESULTS

4/24@12:23 PM

Software by Track-on-a-Mac...1-800-PETE-MAC

Place	Name-Team	Meters	Time/Feet	Event Pts.	Total Pts	Rank
1	Rannveig Kvalvik, Missouri	1.70	5'07.00	855	1727	1
2	Kary Tomaw, Central Michigan	1.67	5'05.75	818	1696	2
3	Phyllis Brooks, Western Michigan	1.64	5'04.50	783	1692	3
3	Aposha Blocker, Minnesota	1.64	5'04.50	783	1582	4
5	Marlo Mazur, Western Illinois	1.58	5'02.25	712	1513	6
5	Heather Greeling, Southern Illinois	1.58	5'02.25	712	1511	7
7	Stefanie Doty, Western Michigan	1.55	5'01.00	678	1556	5
7	Jackie Hoover, Allegheny	1.55	5'01.00	678	1375	8
9	Kendra Stannard, Northern Iowa	1.52	4'11.75	644	1371	9
9	Wendy Kindermann, Missouri	1.52	4'11.75	644	1282	10
9	Lorraine Parkinson, Southern Illinois	1.52	4'11.75	644	1220	11

1996 DRAKE RELAYS HEPTATHLON SHOT PUT RESULTS

4/24@1:36 PM

Software by Track-on-a-Mac...1-800-PETE-MAC

Place	Name-Team	Meters	Time/Feet	Event Pts.	Total Pts	Rank
1	Lorraine Parkinson, Southern Illinois	11.80	38'08.7	648	1868	9
2	Aposha Blocker, Minnesota	11.56	37'11.2	632	2214	3
3	Rannveig Kvalvik, Missouri	11.00	36'01.2	595	2322	1
4	Kary Tomaw, Central Michigan	10.07	33'00.5	534	2230	2
5	Kendra Stannard, Northern Iowa	9.94	32'07.5	526	1897	8
6	Stefanie Doty, Western Michigan	9.84	32'03.5	519	2075	5
7	Phyllis Brooks, Western Michigan	9.69	31'09.5	509	2201	4
8	Marlo Mazur, Western Illinois	9.15	30'00.2	474	1987	6
9	Jackie Hoover, Allegheny	9.04	29'08.0	467	1842	10
10	Heather Greeling, Southern Illinois	8.77	28'09.2	449	1960	7
11	Wendy Kindermann, Missouri	8.30	27'02.7	419	1701	11

1996 Drake Relays Multi-Events - Thursday, April 25, 1996

Thursday morning weather: Cloudy, 56 degrees, dew point: 40 degrees, 55 percent humidity, Winds west at 14 mph, gusting to 25.

Thursday afternoon weather, 2 p.m.: Mostly sunny, 68 degrees, dewpoint: 27 degrees, 21 percent humidity, Winds west at 30 mph, gusting to 40.

Thursday afternoon weather, 4 p.m.: Partly sunny, 67 degrees, dewpoint: 26 degrees, 21 percent humidity, Winds west at 32 mph, gusting to 39 mph.

Heptathlon winner Rannveig Kvalvik, Freshman, Missouri, 5,160 points

"I was nervous. She (Central Michigan's Kary Tomaw, who was second with 5,047 points) had to beat me by about two-thirds of a second in the 800 to take the lead from me. I just wanted to go out hard in the beginning. I didn't know her PR (Toma's). I didn't want to go out too hard for a PR; I just wanted to make sure I didn't fall behind too much. Both my javelin and long jump were off from high school. I was happy with the 800, high jump and shot put."

Decathlon winner Kip Janvrin, Visa, Drake Relays record 8,198 points

"I didn't think it was going to happen today. Hopefully things will go right, and I'll make that team (the U.S. Olympic team). It wasn't raining, and it wasn't cold so the wind didn't bother me. It (the Drake Relays record) was something I had been thinking about, but it was just a lot of things working out. The weather was right, and the events just started clicking today. I never had a bad event.

"I am not peaking. There's a lot more left. I am going to do more speedwork and hopefully I'll be there in June. My goal was to come here to win — the points didn't matter. But Darwin (second-place finisher Vande Hoef) opened putting up those great numbers. I give Darwin a lot of credit for pushing over the top. It meant a lot to win Drake. This may be the last meet between Darwin and me."

Decathlon runner-up Darwin Vande Hoef, unattached, Ames, 7,867 points

"Today I got off to a bad start. In the hurdles I was hoping to go 14-flat or under, but ran about 14.3, and everything went in a little downward spiral from there. I dropped off just a little bit each event. I hit the first hurdle out of the blocks with my trail leg.

"Kip has told me I'm in (qualified for Olympic trials), but it would be nice to get that automatic mark of 8,000. I'm not competing until the trials, which are seven weeks away. I will work on the pole vault and fine-tune my throws.

"Kip has set a good standard. He's always willing to help. It's an honor to compete against him. I have competed here since I was a sophomore in high school. I have nothing but great times, performances and great memories. Competing here is one of my favorite things to do in the world. The decathlon is new for me, but I am really getting addicted."

NOTES: Janvrin breaks Bruce Jenner's old mark of 8,163, set in 1976. (Jenner's 8,250 were under old IAAF scoring tables and the mark totals 8,163 under the new tables) Jenner's decathlon record had been the oldest existing meet record. Janvrin is also getting inducted into the Drake Relays Hall of Fame Saturday.

1996 Drake Relays Multi-Events - Wednesday, April 24, 1996

Wednesday Weather: Mostly cloudy, 68 degrees, 24 degrees relative humidity, winds 14 mph gusting to 20 mph.

Heptathlon Leader Rannveig Kvalvik, Freshman, Missouri , first day leader, 3,078 points : "It feels better now than after my first heptathlon in Arizona. I'm getting in better shape. I'm not too happy with the 200. The wind was hard...but that's not a good excuse. The high jump was good, the shot was okay. I need to work on my speed. The second day is easier...only three more events. You have to think that you're not tired. The mental part is hard in the last event, the 800."

Decathlon Leader Darwin Vande Hoef, Unattached, Ames, first day leader, 4,275 points "That 7-1 high jump really helped. I haven't jumped out here for three years and usually it's been in bad weather. Kip's real good on the second day. I hope to have at least a 200 point lead. That should increase after the hurdles. Things have improved this year. I've definitely improved in the hurdles. I'm still struggling with the pole vault. He [Kip] is ahead of pace from last year. I hope I can hang in with him. I hope to break 8,000 points. Six weeks ago at Texas I scored 7,990."

Decathlon Kip Janvrin, Visa, second place, 4,110 points: "I'm very pleased with my first two events. In the long jump I had three jumps over 23 and I was very happy with that. The shot I'm very frustrated with. Under 45 is just not going to cut it. I'm not worried, I'm just disappointed. In the high jump I jumped my highest since 1991. I think he [Vande Hoef] is going to get 8,000 points. I'm glad I'm not going to be here in four years because that kid's going to be one of the best the U.S. has. He's improved and his throws will improve with age. He just needs a couple more years. I'm not competing against Darwin. I'm competing against myself. I hope he gets 8,000 points. I hope we both have a good day and we'll both be happy with each other. We're just here for the points."

NOTES: Vande Hoef also led the decathlon after the first day of competition last year. Both Vande Hoef and Janvrin are ahead of last year's pace. Vande Hoef's 4,275 points is well of ahead of his 4,073 he scored last year. Janvrin (4,110 points) had 3,985 points after the first day last year.

THE UNIVERSITY OF CHICAGO

THE UNIVERSITY OF CHICAGO PRESS, 50 EAST LAKE STREET, CHICAGO, ILLINOIS 60607-7090

THE UNIVERSITY OF CHICAGO PRESS, 100 Brook Hill Drive, West Nyack, New York 10994-2133

THE UNIVERSITY OF CHICAGO PRESS, 32 Avenue of the Americas, New York, New York 10013-2473

THE UNIVERSITY OF CHICAGO PRESS, 477 Williamstown Road, Port Melbourne, Victoria 3207, Australia

THE UNIVERSITY OF CHICAGO PRESS, 477 Williamstown Road, Port Melbourne, Victoria 3207, Australia

THE UNIVERSITY OF CHICAGO PRESS, 477 Williamstown Road, Port Melbourne, Victoria 3207, Australia

THE UNIVERSITY OF CHICAGO PRESS, 477 Williamstown Road, Port Melbourne, Victoria 3207, Australia

THE UNIVERSITY OF CHICAGO PRESS, 477 Williamstown Road, Port Melbourne, Victoria 3207, Australia

THE UNIVERSITY OF CHICAGO PRESS, 477 Williamstown Road, Port Melbourne, Victoria 3207, Australia

THE UNIVERSITY OF CHICAGO PRESS, 477 Williamstown Road, Port Melbourne, Victoria 3207, Australia

THE UNIVERSITY OF CHICAGO PRESS, 477 Williamstown Road, Port Melbourne, Victoria 3207, Australia

THE UNIVERSITY OF CHICAGO PRESS, 477 Williamstown Road, Port Melbourne, Victoria 3207, Australia

THE UNIVERSITY OF CHICAGO PRESS, 477 Williamstown Road, Port Melbourne, Victoria 3207, Australia

THE UNIVERSITY OF CHICAGO PRESS, 477 Williamstown Road, Port Melbourne, Victoria 3207, Australia

THE UNIVERSITY OF CHICAGO PRESS, 477 Williamstown Road, Port Melbourne, Victoria 3207, Australia

THE UNIVERSITY OF CHICAGO PRESS, 477 Williamstown Road, Port Melbourne, Victoria 3207, Australia

THE UNIVERSITY OF CHICAGO PRESS, 477 Williamstown Road, Port Melbourne, Victoria 3207, Australia

THE UNIVERSITY OF CHICAGO PRESS, 477 Williamstown Road, Port Melbourne, Victoria 3207, Australia


87TH ANNUAL

DRAKE RELAYS



WOMEN'S UNIVERSITY, COLLEGE AND SPECIAL INVITATIONAL DIVISIONS

Friday and Saturday
April 26-27, 1996



"The Road to the Olympics Starts Here"

Handwritten text, likely bleed-through from the reverse side of the page. The text is faint and difficult to decipher but appears to be organized into several lines.

1996 DRAKE RELAYS

Drake University, Des Moines, Iowa
April 26-27

University, College & Invitational Women

FRIDAY WEATHER: MORNING - Partly cloudy skies; Temperature 39 degrees; Wind chill 18 degrees. Winds: NW 18 mph, gusting to 31 mph. Relative Humidity: 57%. AFTERNOON - Clear skies; Temperature 51 degrees; Wind NW 15 mph; Relative Humidity: 23%. Friday attendance--16,710.

SATURDAY WEATHER: MORNING - Clear skies; Temperature 44 degrees; Wind: NW 3 mph; Relative Humidity: 51%. AFTERNOON - Partly cloudy skies; Temperature 63 degrees; Wind SW 6 mph; Relative Humidity: 31%. Saturday attendance--18,000 (31st Consecutive Saturday Sellout)

Software by Track-on-a-Mac...1-800-PETE-MAC

5/2@9:04 PM

University & College Women's 100 Meter Dash Finals

Wind: 0.00

1	Beverly Langley, Southwestern Louisiana	11.61
2	Yves-Rose Jerome, Southwest Missouri State	11.65
3	Keisha Owens, Southwestern Louisiana	11.66
4	Tanja Reid, Georgia	11.89
5	Bridgett Edwards, Michigan State	11.91
6	LaReina Woods, Oregon	11.94
7	Trina Radske, Iowa State	11.99
7	Donette Brown, Oklahoma	11.99

Preliminary Heat 1

Wind : +1.46

1	Beverly Langley, Southwestern Louisiana	11.68
2	Bridgett Edwards, Michigan State	11.91
3	Donette Brown, Oklahoma	11.97
4	Jamila Godfrey, Oregon	12.19
5	Karissa Stewart, Kansas State	12.22
6	Rosie Morrow, Illinois State	12.23
7	Atim Robin-Talbert, Arkansas-Little Rock	12.25
8	Tunisia Ellis, Nebraska-Omaha	12.43

Preliminary Heat 2

Wind : +1.51

1	Keisha Owens, Southwestern Louisiana	11.53
2	Tanja Reid, Georgia	11.81
3	Trina Radske, Iowa State	11.88
4	Dawn Mortensen, Arizona	12.01
5	Heather Miller, Stanford	12.08
6	Marzette Penton, Washington	12.43
	LaTasha Jenkins, Ball State	DNR
	Gwen Clardy, Texas-Arlington	DNR

Preliminary Heat 3

Wind : +1.50

1	Yves-Rose Jerome, Southwest Missouri State	11.78
---	--	-------

2	LaReina Woods, Oregon	11.91
3	Denise Weeks, Arkansas-Little Rock	12.02
4	Michelle Baptiste, Southwest Missouri State	12.03
5	Jada Prothro, Ball State	12.16
6	Jackie Horton, Oklahoma	12.18
7	Shirley Calderon, Eastern Michigan	12.43
	Dana Collins, Michigan State	DNR

Women's Special 200 Meter Dash Finals

Wind: -1.27

1	Gwen Torrence, Nike International	22.62
2	Sevatheda Fynes, Unattached	23.01
3	Beverly Langley, Southwestern Louisiana	23.64
4	Chandra Burns, Michigan State	24.21
5	Tameka Borders, Ball State	24.34
6	Dawn Mortensen, Arizona	24.78
	Holli Hyche, Adidas	DNF

Women's Special 400 Meter Dash Finals

1	Pauline Davis, Unattached	52.60
2	Natasha Kaiser-Brown, Footlocker	52.84
3	Chandra Burns, Michigan State	53.37
4	Shanelle Porter, US West	53.57
5	Lorraine Graham, Lincoln	54.35
6	Cecile Cargill, Oklahoma	54.38
7	Tonique Williams, Georgia	54.50
8	Katrina Daniels, Southern Illinois	54.62

University & College Women's 800 Meter Run Finals

1	Jeanette Castro, Texas-El Paso	2:06.23
2	Gina DeWitt, Drake	2:06.86
3	Donna Cargill, Alabama	2:08.95
4	Malgorzata Biela, Lewis	2:09.25
5	Kristin Heinichen, Indiana State	2:11.05
6	Mary Gill, North Dakota State	2:11.24
7	Trisha Allen, Drake	2:12.27
8	Emily Montgomery, Northern Iowa	2:15.32
9	Jennifer Munyan, South Dakota	2:15.52
10	Brianna Benning, Iowa	2:16.54

11	Erin Howerton, Kansas	2:18.73
12	Bridget Neutgens, Minnesota	2:20.06
13	Andrea Jarzombek, Arkansas-Little Rock	2:21.81

University & College Women's 1500 Meter Run Finals

1	Melissa Swartz, Kansas	4:22.28
2	Andrea Grove, Minnesota	4:24.65
3	Rebecca Davis, Missouri	4:26.71
4	Jennifer Peck, Mankato State	4:29.12
5	Jessica Haremza, Missouri	4:29.49
6	Jamie King, Eastern Kentucky	4:29.83
7	Katie Dawson, Northern Arizona	4:30.23
8	Angie Menser, Indiana State	4:30.90
9	Sue Hoesli, Eastern Michigan	4:31.13
10	Magdalena Paszta, Lewis	4:31.80
11	Julie Focht, Ball State	4:32.80
12	Elizabeth Lopacki, Alabama	4:32.82
13	Stacey Armstrong, Iowa State	4:34.12
14	Leila Burr, Stanford	4:34.71
15	Ann Colonna, Arizona	4:35.85
16	Virginia Camacho, Arizona	4:38.97
17	Dianne Woodend, Georgia	4:40.26
18	Amy Siegel, Notre Dame	4:43.14

Invitational Women's 5000 Meter Run Finals

1	Kris Ihle, Athletics North	16:23.8
2	Sarah Heeb, Kansas	16:52.6
3	Angie Molter, Wisconsin-Milwaukee	16:55.5
4	Marne Findlay, Colorado State	16:57.1
5	Sarah Piccolo, Colorado State	16:57.6
6	Emily Nay, Arizona	17:05.8
7	Kim Olund, North Dakota	17:07.2
8	Viola Schaffer, Arizona	17:09.4
9	Sydney Pounds, Unattached, Iowa State	17:16.8
10	Sarah Hutton, Oklahoma	17:17.1
11	Jill Keller, Georgia	17:18.8
12	Sherri Smith, Arkansas-Little Rock	17:23.4
13	Jessica Fry, Alabama	17:24.3
14	Mandy Jones, Eastern Kentucky	17:24.8
15	Elisa Currins, Alabama	17:25.9
16	Nora Shepherd, Nebraska	17:27.1
17	Michelle Riegler, Eastern Michigan	17:35.9
18	Luisa Tam, Texas Tech	17:36.5
19	Emily Miles, Kansas	17:47.9
20	Ann Sheehy, Stanford	18:08.5
21	Nora Reinerth, Texas-El Paso	18:18.1

Invitational Women's 10,000 Meter Run Finals

1	Amber Anderson, Unattached, Omaha, Neb.	33:57.58
2	Jenny Crain, Parkside Athletic Club	34:11.26
3	Sue Daggett, Illinois State	34:13.70
4	Niamh Zwagerman, Oregon	34:27.98
5	Stephanie Dueringer, Michigan State	34:50.85
6	Roxi Erickson, Moving Comfort TC	34:54.22
7	Kristen Allen, Missouri	35:18.53
8	Amy Erickson, Marquette	35:21.96
9	Heather Geisen, South Dakota State	36:22.29
10	Christina Blackmer, Nebraska	36:28.45
11	Jessica Bower, Northern Colorado	36:29.73

12	Carrie Barber, Marquette	36:35.87
13	Mary Velotta, Purdue	36:49.00
14	Carla Sudbeck, Drake	36:49.03
15	Chris Malo, Western Illinois	37:31.99
16	Jenny Peters, Loras	37:33.85
17	Amy DeMartini, Colorado State	37:38.15
18	Lisa Hoffman, Purdue	37:40.84
19	Brittany Johnson, Illinois State	37:56.24
20	Michelle Goertz, Baylor	37:59.52
21	Heather Muilenburg, Northern Iowa	39:13.96
22	Cara Dunne, Loyola	40:22.23

University & College Women's 100 Meter Hurdles Finals

Wind : -1.52

1	Gudron Arnardottir, Georgia	13.42
2	Michelle Johnson, Arizona	13.54
3	Melinda Sallins, Southwest Missouri State	13.74
4	Kim Ford, Baylor	13.83
5	Kim Motley, Oklahoma	13.91
6	Dee Dee Buzzi, Arizona	14.11
7	Lawanda Dyson, Oklahoma	14.21
8	Heather Burns, Nebraska	14.24

Preliminary Heat 1

Wind : +1.00

1	Melinda Sallins, Southwest Missouri State	13.66
2	Kim Motley, Oklahoma	13.88
3	Heather Burns, Nebraska	14.09
4	Dawn Deurloo, Western Michigan	14.38
5	Jane Loskot, North Dakota State	14.56
6	Angela Showalter, Kansas State	14.91
7	Nicci Miller, Ball State	15.17
8	Patrice Davis, Washington	15.21

Preliminary Heat 2

Wind : +2.53

1	Michelle Johnson, Arizona	13.39
2	LaWanda Byrd, Michigan State	14.12
3	Felicia Dickson, Colorado State	14.24
4	Donna Wechet, Southern Illinois	14.66
5	Jaime Erkes, Nebraska-Omaha	14.85
6	Marla Benford, Eastern Michigan	14.88
7	Casi McFarland, South Dakota	14.91
8	Jennifer Hale, Augustana-SD	15.01

Preliminary Heat 3

Wind : +1.91

1	Gudron Arnardottir, Georgia	13.62
2	Kim Ford, Baylor	13.85
3	Lawanda Dyson, Oklahoma	13.93
4	Dee Dee Buzzi, Arizona	13.97
5	Nakia Mable, Indiana State	14.37
6	Dierdra Woodley, Indiana State	14.49
7	Bernadette Armand, Stanford	14.70
8	Terri Scott, South Dakota	15.08

University & College Women's 400 Meter Hurdles Finals

1	Gudron Arnardottir, Georgia	57.90
2	Melinda Sallins, Southwest Missouri State	58.59
3	Patrice Woods, Washington	59.04
4	Brandi Nunez, Alabama	59.94
5	Hilary Steifelmeyer, Alabama	61.59
6	Amy Henderson, Stanford	62.41
7	Dawn Steele-Slavens, Kansas	62.53
8	Elissa Pierce, Southern Illinois	63.91

Preliminary Heat 1

1	Hilary Steifelmeyer, Alabama	61.61
2	Sno Vilhelmsdottir, Georgia	61.98
3	Lawanda Dyson, Oklahoma	62.26
4	Colleen McKinney, Nebraska	62.38
5	Laurie Hammill, Iowa State	64.43
6	Jenny Runchey, Drake	64.63
7	Jenny Bass, South Dakota State	67.33
	Liz Nopper, Wichita State	DNR

Preliminary Heat 2

1	Gudron Arnardottir, Georgia	59.22
2	Brandi Nunez, Alabama	60.21
3	D'Nais Jones, Southwestern Louisiana	62.06
4	Nadia Schmiedt, Notre Dame	62.11
5	Carlisa Epperson, Ball State	63.09
6	Carol Dyer, Texas Tech	63.56
7	Veronica Gadbois, Western Illinois	64.75
8	Jen Klement, Wisconsin-Stevens Point	67.10

Preliminary Heat 3

1	Melinda Sallins, Southwest Missouri State	61.66
2	Yvette White, Minnesota	62.78
3	Nancy Weber, Northern Colorado	63.08
4	Kim Couvson, Washington	64.08
5	Patrice Davis, Washington	64.70
6	Traci Parsons, Eastern Michigan	66.05
	Denise Bitz, Mankato State	DNR
	Wynsome Cole, Iowa	DNR

Preliminary Heat 4

1	Patrice Woods, Washington	59.95
2	Dawn Steele-Slavens, Kansas	61.21
3	Amy Henderson, Stanford	61.40
4	Elissa Pierce, Southern IL	61.48
5	Jennifer Gruver, Kansas State	63.61
6	Latanya Nobles, Eastern Michigan	63.93
7	Nikki Campbell, Arkansas State	64.81
	Nicole Jensen, South Dakota State	DNR

University & College Women's High Jump Finals

1	Wanita Dykstra, Kansas State	6'00.50" (1.84m)
2	Corissa Yasen, Purdue	5'10.50" (1.79m)
3	Carri Long, Purdue	5'08.75" (1.75m)
4	Fiona Daly, Arizona State	5'07.00" (1.70m)
4	Andrea Jeseritz, North Dakota State	5'07.00" (1.70m)

6	Jenny Bramer, Oklahoma	5'07.00" (1.70m)
6	Debby Volkers, Augustana-SD	5'07.00" (1.70m)
6	Jody Doetker, Nebraska	5'07.00" (1.70m)
6	Jennifer Robeson, Texas-Arlington	5'07.00" (1.70m)
10	Beth Reid, Purdue	5'07.00" (1.70m)
10	Teresa Breyfogle, Buena Vista	5'07.00" (1.70m)
	Joy Krekelberg, Marquette	NH
	Melisa Montford, Georgia	NH
	Julie Smart, Georgia	NH
	Stephanie Smith, Southern Illinois	NH
	Salli Smith, Arkansas State	NH
	Kathianne Sellers, Minnesota	NH
	Kelle Saxen, Notre Dame	NH
	Tiffany Jansen, Eastern Illinois	NH
	Sondra Biere, Washington	NH
	Candy Mason, Kansas	NH
	Kolette Niemeier, Arkansas State	NH

University & College Women's Long Jump Finals

Wind : +3.15

1	Tashika Lewis, Nebraska	20'10.75" (6.37m)
2	Trina Radske, Iowa State	20'09.00" (6.32m)
3	Veronica Burton, Arizona	20'01.75" (6.14m)
4	Vanitta Kinard, Kansas State	20'00.25" (6.10m)
5	Jada Prothro, Ball State	19'08.75" (6.01m)
6	Jennifer Thomas, Oregon	19'07.50" (5.98m)
7	Sheila Hollins, Southern Illinois	19'06.75" (5.96m)
8	Joy Williamson, Southern Illinois	19'06.00" (5.94m)
9	Adra Hysong, Arizona State	19'03.50" (5.88m)
10	Michelle Baptiste, Southwest Missouri State	19'01.25" (5.82m)
11	Elena Swan, South Dakota	18'07.75" (5.68m)
12	Yolanda Flowers, Georgia	18'07.25" (5.67m)
13	Larika Burton, Georgia	18'07.25" (5.67m)
14	Tycie Coppett, Georgia	18'07.00" (5.66m)
15	Wanda Dykstra, Kansas State	18'03.00" (5.56m)
16	Dominique Hughes, Cal Poly-Pomona	17'07.50" (5.37m)
17	Allia Hanson, Eastern Michigan	17'07.00" (5.36m)
18	Jennifer Hale, Augustana-SD	17'06.75" (5.35m)
19	Heather Greeling, Southern Illinois	17'04.75" (5.30m)
	Josie Hobbs, Lewis	Fouls
	Shanna Cobbs, Arkansas-Little Rock	Fouls

University & College Women's Triple Jump Finals

Wind : +3.24

1	Nicola Martial, Nebraska	42'08.25" (13.01m)
2	Monica Cabbler, Georgia	40'06.00" (12.34m)
3	Lori Hardrick, Minnesota	40'04.00" (12.29m)
4	Kaneshia Polk, Texas Tech	40'00.50" (12.20m)
5	Joy Williamson, Southern Illinois	38'07.75" (11.78m)
6	Allia Hanson, Eastern Michigan	38'03.50" (11.67m)
7	Heather Greeling, Southern Illinois	38'02.75" (11.65m)
8	Morene Beckford, Southwestern Louisiana	37'10.00" (11.53m)
9	Vanitta Kinard, Kansas State	37'04.50" (11.39m)
9	Kayla Booker, Illinois State	37'04.50" (11.39m)
11	Tanisha Wolfe, Southwestern Louisiana	37'02.50" (11.34m)
12	Khalilah Childress, Central Missouri State	37'01.00" (11.30m)
13	Liz Simmons, Georgia	36'09.00" (11.20m)

14	Megan Pfeiffer, St. Thomas	36'05.00" (11.10m)
15	Kelly Herbst, Marquette	36'00.75" (10.99m)
16	Laura Bailey, Kentucky State	35'09.50" (10.91m)
17	Sarah Todd, Arkansas State	35'07.25" (10.85m)
18	Michelle Mellegaard, South Dakota	35'01.25" (10.70m)
19	Tashika Lewis, Nebraska	34'09.50" (10.60m)
20	Brooke Divine, Drake	34'07.50" (10.55m)

University & College Women's Shot Put Finals

1	Paulette Mitchell, Nebraska	55'00.00" (16.76m)
2	Heather Nelson, Iowa State	53'02.75" (16.22m)
3	Anna Soderberg, Northern Arizona	48'04.00" (14.73m)
4	Joanie Erickson, Minnesota	46'02.75" (14.09m)
5	Tonia Brewer, Oregon	46'00.75" (14.04m)
6	Tina McDonald, Minnesota	45'08.50" (13.93m)
7	Kim Kiner, Loras	45'03.00" (13.79m)
8	Doreen Heldt, Nebraska	44'03.50" (13.50m)
9	Rafaela Lopez-McKnight, Western Michigan	44'00.75" (13.43m)
10	Valerie Sweitzer, Oregon	43'11.75" (13.40m)
11	Kim Feldkamp, Kansas	43'07.75" (13.30m)
12	Kim Tedder, Georgia	43'03.25" (13.19m)
13	Stefany Saracco, Southern Illinois	43'03.25" (13.19m)
14	Amy Miles, Indiana State	42'07.00" (12.98m)
15	Nikki Sturzinger, Bowling Green State	42'02.75" (12.87m)
16	Marlea Woodman, Kansas	42'01.50" (12.84m)
17	Chris Cvitanich, Oregon	41'08.75" (12.72m)
18	Jamie Strieter, Western Michigan	41'03.75" (12.59m)
19	Jenny Folz, Illinois State	39'03.25" (11.97m)
	Tressa Thompson, Nebraska	Fouls
	Renatta Seiler, Kansas State	Fouls
	Amy Paulsen, Nebraska-Omaha	Fouls

UNATTACHED--EXHIBITION

1	Connie Price-Smith, Reebok	58'04.75" (17.80m)
---	----------------------------	--------------------

University & College Women's Discus Finals

1	Anna Soderberg, Northern Arizona	178'09" (54.48m)
2	Renatta Seiler, Kansas State	169'07" (51.68m)
3	Sami Jo Small, Stanford	162'05" (49.50m)
4	Tressa Thompson, Nebraska	159'08" (48.68m)
5	Kris Curnyn, Iowa State	159'01" (48.48m)
6	Paulette Mitchell, Nebraska	158'10" (48.42m)
7	Elizabeth Navarrete, Texas-El Paso	156'01" (47.58m)
8	Sue Demars, Stanford	153'06" (46.80m)
9	Sandy Dingmann, St. Cloud State	152'03" (46.40m)
10	Angie Joy, Illinois State	152'00" (46.34m)
11	Elin Isane, Texas-El Paso	151'00" (46.02m)
12	Janne Antonsen, Arizona State	146'11" (44.78m)
13	Meg Maurer, Iowa	146'08" (44.70m)
14	Nikki Sturzinger, Bowling Green State	145'03" (44.28m)
15	Kim Feldkamp, Kansas	143'04" (43.70m)
16	Nicole Engstrom, Arizona	140'06" (42.82m)
17	Gladys Nortey, Iowa State	139'09" (42.60m)
18	Holly Hyland, Indiana State	139'05" (42.50m)
19	Alyssa Hagey, Buena Vista	139'00" (42.38m)
20	Stefany Saracco, Southern Illinois	138'06" (42.22m)
21	Heather Nelson, Iowa State	137'11" (42.04m)
22	Jenny Folz, Illinois State	131'09" (40.16m)
	Marlea Woodman, Kansas	Fouls

	Rafaela Lopez-McKnight, Western Michigan	Fouls
--	--	-------

UNATTACHED--EXHIBITION

1	Kris Kuehl, Unattached	191'04" (58.32m)
2	Connie Price-Smith, Reebok	184'04" (56.20m)

University & College Women's Javelin Finals

1	Kirsi Hasu, Texas-El Paso	162'01" (49.40m)
2	Vigdis Gudjonsdottir, Georgia	161'00" (49.08m)
3	Terhi Palovuori, Texas-El Paso	159'07" (48.64m)
4	Charity Amama, Arizona State	159'04" (48.56m)
5	Mindy Lyne, Fort Hays State	152'07" (46.52m)
6	Tanya Simonsen, Minnesota	152'02" (46.38m)
7	Jamie Strieter, Western Michigan	150'00" (45.72m)
8	Kristen Schultz, Kansas State	145'00" (44.20m)
9	Renee Erickson, Concordia-MN	142'04" (43.38m)
10	Staci Lowe, Kansas State	141'03" (43.06m)
11	Tonia Brewer, Oregon	140'10" (42.94m)
12	Anna Whitham, Kansas State	139'10" (42.62m)
13	Katie Pearmine, Oregon	135'00" (41.14m)
14	Kristin Johnson, Fort Hays State	134'07" (41.02m)
15	Kim Feldkamp, Kansas	133'02" (40.58m)
16	Candy Mason, Kansas	129'07" (39.50m)
17	Jennifer Thomas, Oregon	126'00" (38.42m)
18	Vicky Besette, North Dakota	121'01" (36.90m)
19	Lorraine Parkinson, Southern Illinois	119'06" (36.42m)
20	Autumn Ballweber, North Dakota	116'10" (35.62m)
21	Katie Webster, Oklahoma	110'00" (33.52m)

University & College Women's 4x100 Meter Relay Finals

1	GEORGIA	44.46
	Yolanda Flowers, Tanja Reid Larika Burton, Debbie Ferguson	
2	BAYLOR	44.81
	Yulanda Nelson, Brandi Harris Jennifer Jordan, Stacey Bowers	
3	SOUTHWESTERN LOUISIANA	44.82
	Tina Smith, Keisha Owens Kaaren Bell, Beverly Langley	
4	OKLAHOMA	45.02
	Donette Brown, Adriel Person Jackie Horton, Cecile Cargill	
5	SOUTHWEST MISSOURI STATE	45.46
	Michelle Baptiste, Yves-Rose Jerome Wendy Blocker, Melinda Sallins	
6	OREGON	45.62
	Aisha Wallace, Jamila Godfrey LaReina Woods, Nicole Commissiong	
7	TEXAS-EL PASO	45.76
	Tia Glenn, Ineka Cooray Ami Konte, Melinda Sergent	
	ILLINOIS STATE	DQ
	Sabrina Curry, Caroline Kent Tamara Reed, Rosie Morrow	

Preliminary Heat 1

1	OKLAHOMA	46.25
	Donette Brown, Adriel Person Jackie Horton, Cecile Cargill	
2	ARIZONA	47.43
	Colleen Rhemm, Michelle Johnson Emily Nay, Michelle Ferguson	
3	NEBRASKA-OMAHA	47.94
	Tunisia Ellis, Jaime Erkes Kelly Koziol, Carri Butler	
4	NORTH DAKOTA STATE	48.35
	Heather Lewis, Jane Loskot Jessi Melland, Ronda Viken	
5	MANKATO STATE	48.57
	Tracy Dove, Heather Reider Marta Lewinski, Laura Prechel	
6	ARIZONA STATE	48.69
	Tike Jackson, Sanoma Nickson Avia Morgan, Tika Walton	
	SOUTH DAKOTA	DNR
	ALABAMA	DNR

Preliminary Heat 2

1	SOUTHWESTERN LOUISIANA	45.43
	Tina Smith, Keisha Owens Kaaren Bell, Beverly Langley	
2	BAYLOR	45.68
	Yulanda Nelson, Brandi Harris Jennifer Jordan, Stacey Bowers	
3	TEXAS-EL PASO	45.86
	Tia Glenn, Ineka Cooray Elizabeth Navarrete, Melinda Sergent	
4	WASHINGTON	47.83
	Mikki McClatcher, Marzette Penton Monique Glass, Kyla Sutton	
5	BALL STATE	48.08
	Jada Prothro, Tameka Borders Nicci Miller, LaTasha Jenkins	
6	MINNESOTA	48.56
	Lori Hardrick, Shelly Braggs Lisa Beachy, Kathianne Sellers	
7	IOWA	49.65
	Tara Underwood, Stacey-Leigh Bynoe Niki Fisher, Ruqayya Raheem	
	MICHIGAN STATE	DNF
	LaCrecia Tyus, Chandra Burns LaWanda Byrd, Bridgett Edwards	

Preliminary Heat 3

1	GEORGIA	45.48
	Yolanda Flowers, Tanja Reid Larika Burton, Debbie Ferguson	
2	SOUTHWEST MISSOURI STATE	45.72
	Yves-Rose Jerome, Michelle Baptiste Wendy Blocker, Melinda Sallins	
3	OREGON	46.52
	Aisha Wallace, Jamila Godfrey LaReina Woods, Nicole Commissiong	

4	ILLINOIS STATE	47.14
	Sabrina Curry, Caroline Kent Tamara Reed, Rosie Morrow	
5	TEXAS-ARLINGTON	47.43
	Toynesha Shaw, Gwen Clardy Pamela Burns, Roselyn Shanklin	
6	WESTERN MICHIGAN	47.70
	Nerline Maurisseau, Phyllis Brooks Prisilla Jacobs, Kyra Locke	
7	SOUTHERN ILLINOIS	48.41
	Collette Courtney, Katrina Daniels Natasha Robinson, Lesley Batson	
	CAL POLY-POMONA	DQ-47.89
	Janetta Dismuke, Tabreshia Lawrence Dominique Hughes, Jocalyn Pruitt	

University & College Women's 4x200 Meter Relay Finals

1	BAYLOR	1:33.07
	Yulanda Nelson, Brandi Harris Jennifer Jordan, Nancy Dollar	
2	SOUTHWESTERN LOUISIANA	1:34.83
	Beverly Langley, Kaaren Bell Sheronia Walker, Keisha Owens	
3	TEXAS-EL PASO	1:34.86
	Tia Glenn, Ineka Cooray Nicole Gehrett, Melinda Sergent	
4	OKLAHOMA	1:35.00
	Donette Brown, Adriel Person Jackie Horton, Cecile Cargill	
5	MICHIGAN STATE	1:35.04
	Bridgett Edwards, Chandra Burns LaWanda Byrd, LaCrecia Tyus	
6	NEBRASKA	1:36.05
	Charmaine Plummer, LaTisha Croom Jill Myatt, Tashika Lewis	
7	BALL STATE	1:37.27
	Tameka Borders, Jada Prothro Nicci Miller, LaTasha Jenkins	
	GEORGIA	DNF
	Larika Burton, Tanja Reid Yolanda Flowers, Debbie Ferguson	

Preliminary Heat 1

1	BAYLOR	1:34.98
	Yulanda Nelson, Brandi Harris Jennifer Jordan, Nancy Dollar	
2	GEORGIA	1:35.57
	Larika Burton, Tanja Reid Yolanda Flowers, Debbie Ferguson	
3	TEXAS-EL PASO	1:35.99
	Tia Glenn, Ineka Cooray Nicole Gehrett, Melinda Sergent	
4	BALL STATE	1:38.83
	Tameka Borders, Jada Prothro Nicci Miller, LaTasha Jenkins	
5	ILLINOIS STATE	1:39.24
	Sabrina Curry, Caroline Kent Tamara Reed, Rosie Morrow	

WESTERN MICHIGAN DQ-1:41.15
Nerline Maurisseau, Phyllis Brooks
Prisilla Jacobs, Dawn Deurloo

Preliminary Heat 2

1 OKLAHOMA 1:35.55
Donette Brown, Adriel Person
Jackie Horton, Cecile Cargill

2 MICHIGAN STATE 1:37.05
Bridgett Edwards, Chandra Burns
LaWanda Byrd, LaCrecia Tyus

3 NEBRASKA 1:37.46
Charmaine Plummer, LaTisha Croom
Jill Myatt, Tashika Lewis

4 IOWA STATE 1:41.07
Jada Johnson, Joanne Roepke
Sara Riemersma, Laurie Hammill

5 CAL POLY-POMONA 1:42.51
Jocalyn Pruitt, Janetta Dismuke
Tabreshia Lawrence, Dominique Hughes

6 SOUTH DAKOTA 1:43.23
Casi McFarland, Sue Friday
Charity Kuhlmann, Elena Swan

7 WESTERN ILLINOIS 1:43.27
Veronica Gadbois, Ramyka McDonald
LaWanda Reed, Danielle Donahue

Preliminary Heat 3

1 SOUTHWESTERN LOUISIANA 1:37.10
Beverly Langley, Kaaren Bell
Sheronia Walker, Keisha Owens

2 ALABAMA 1:39.49
Donna Cargill, Tania Archer
Mikaela Perry, Carmetta Mackey

3 PURDUE 1:39.91
Charnise Hughes, Shawna Jenkins
Kendra Jones, Corissa Yasen

4 SOUTHERN ILLINOIS 1:42.13
Lesley Batson, Natasha Robinson
Sheila Hollins, Collette Courtney

5 NORTHERN IOWA 1:43.62
Denise Sauerbrei, Kendra Stannard
Rhonda Eiben, Heather Sellers

6 WASHINGTON 1:46.02
Mikki McClatcher, Marzette Penton
Monique Glass, Nolana Newton

ARKANSAS-LITTLE ROCK DNR

Jim Duncan Univ. Women's 4x400 Meter Relay

1 BAYLOR 3:35.81
Melissa Roland 54.4, Brandi Harris 54.9
Stacy Milligan 53.6, Jennifer Jordan 52.4

2 NEBRASKA 3:36.17
Charmaine Plummer 54.2, LaTisha
Croom 53.9
Kathy Miiller 53.5, Jill Myatt 54.6

3 ARIZONA 3:39.88
Michelle Ferguson 56.1, Karen Bennett
53.8
Allison Dring 54.9, Michelle Johnson
55.0

4 OREGON 3:41.82
LaReina Woods 56.2, Jamila Godfrey
56.2
Sue Morris 55.5, Nicole Commissiong
53.9

5 ALABAMA 3:44.54
Hilary Steifelmeyer 57.5, Donna Cargill
54.7

6 WESTERN MICHIGAN 4:00.81
LaQuandra George, Dawn Deurloo
Kyra Locke, Unknown

SOUTHERN ILLINOIS DNF
Katrina Daniels, Lesley Batson
Mona Bajwa, Elissa Pierce

WASHINGTON DNR
Monique Glass, Lia Minelli
Kali Rembold, Nolana Newton

Preliminary Heat 1

1 ARIZONA 3:40.12
Michelle Ferguson 56.7, Karen Bennett
54.8
Allison Dring 54.7, Michelle Johnson
54.0

2 WESTERN MICHIGAN 3:46.96
Prisilla Jacobs 58.1, Kyra Locke 57.3
Dawn Deurloo 54.4, LaQuandra George
57.2

3 WASHINGTON 3:47.64
Monique Glass 56.9, Kali Rembold 57.6
Lia Minelli 55.5, Nolana Newton 57.6

4 NORTHERN IOWA 3:51.01
Rhonda Eiben 59.8, Jenny Jackson 57.8
Michelle Surber 57.3, Emily
Montgomery 56.1

5 KANSAS 3:51.33
Latanya Holloway 58.0, Tiffany Boykin
58.8

6 WISCONSIN-MILWAUKEE 4:05.39
Andrea Miller 58.1, Jennie Caro
Erika Kueny, Dot Bunnell 61.7

GEORGIA DNR

Preliminary Heat 2

1 NEBRASKA 3:38.72
Charmaine Plummer 56.0, Jill Myatt
53.7

2 KANSAS STATE 3:49.03
Karriema Parris 59.2, Irma Betancourt
58.0
Emily Diederich 56.3, Belinda Hope 55.5

3 SOUTHWEST MISSOURI STATE 3:50.33
Michelle Baptiste, Wendy Blocker
Kym Rogers, Essence Butler-Thompson
55.5

4 ILLINOIS STATE 3:53.79
Christine Kent, Angie Kent
Caroline Kent, Toni Logemann

5	EASTERN MICHIGAN	3:53.98
	Zelda Elijah, Latanya Nobles	
	Traci Parsons, Teyah Swindle	
	ARKANSAS-LITTLE ROCK	DQ
	Atim Robin-Talbert, Shanna Cobbs	
	Latasha Richard, Dawn Williams	
	PURDUE	DQ
	Kendra Jones, Charnise Hughes	
	Meisha Wilson-Duval, Corissa Yasen	

Preliminary Heat 3

1	ALABAMA	3:44.60
	Hilary Steifelmeyer 57.3, Carmetta Mackey 55.3	
	Brandi Nunez 56.3, Donna Cargill 55.7	
2	BALL STATE	3:50.78
	LaWonna Rashad 58.7, Nicci Miller 59.0	
	Angie Stewart 56.7, LaTasha Jenkins 57.3	
3	MINNESOTA	3:52.11
	Lisa Beachy, Yvette White	
	Aposha Blocker, Shelly Braggs	
4	MICHIGAN STATE	3:53.29
	LaWanda Byrd 59.0, LaCrecia Tyus 57.5	
	Domieka Fordham 57.7, Chandra Burns 59.1	
5	IOWA STATE	3:54.76
	Sara Riemersma 58.9, Joanne Roepke 57.9	
	Tara Sondall 59.2, Laurie Hammill 58.7	
6	WESTERN ILLINOIS	4:04.66
	Veronica Gadbois, Stacey Chipman	
	Danielle Donahue, Amy Allen	
	OKLAHOMA	DNR

Preliminary Heat 4

1	BAYLOR	3:40.38
	Melissa Roland 53.9, Brandi Harris 55.9	
	Stacy Milligan 54.8, Jennifer Jordan 55.7	
2	OREGON	3:42.34
	Sue Morris 55.6, Tish Henes 55.2	
	Jamila Godfrey 57.0, Nicole Commissiong 55.5	
3	SOUTHERN ILLINOIS	3:46.62
	Lesley Batson 57.6, Sheila Hollins 56.3	
	Mona Bajwa 57.4, Katrina Daniels 55.2	
4	TEXAS TECH	3:51.47
	Carol Dyer 58.6, Corrie Weathers 57.2	
	Amber Affeldt 56.4, Jennifer Wright 59.2	
5	DRAKE	3:52.46
	Jill Zwagerman 57.5, Jenny Runchey 59.0	
	Trisha Allen 59.1, Gina DeWitt 56.8	
6	MARQUETTE	4:00.67
	Kelly Herbst, Christy Rice	
	Kelly Gates, Joy Krekelberg	
	SOUTHWESTERN LOUISIANA	DNR

University & College Women's 4x800 Meter Relay Finals

1	OREGON	8:44.36
	Sue Morris 2:15.8, Marie Davis 2:11.3	
	Kaarin Knudson 2:07.2, Vicky Fleschner 2:10.0	
2	TEXAS-ARLINGTON	8:51.48
	Brenda Odell, Therese Ahlepil	
	Julie Barba, Asa Hedstrom 2:10.6	
3	ALABAMA	8:52.85
	Hilary Steifelmeyer 2:19.0, Caroline Kerr 2:10.6	
	Brandi Nunez 2:14.1, Donna Cargill 2:09.8	
4	BAYLOR	8:54.35
	Hope Amos 2:14.0, Jennifer Hamel 2:12.4	
	Maria Zajvaldova 2:13.3, Nancy Dollar 2:14.6	
5	IOWA STATE	8:58.68
	Kim Iverson 2:14.5, Jana Peterson 2:13.3	
	Joanne Roepke 2:17.9, Erin Bresnan 2:13.2	
6	MARQUETTE	9:01.97
	Christy Rice, Kym Piller	
	Amy Katai, Sheila Fagen 2:16.6	
7	IOWA	9:04.41
	Becky Coleman, Brianna Benning	
	Kiersten Pauling, Ann Pare	
8	ILLINOIS STATE	9:07.19
	Jenny Schmeichel, Heather Murphy	
	Toni Logemann, Angie Kent	
9	KANSAS	9:09.54
	Amy Cook, Tracey Thompson	
	Tiffany Boykin, Candy Mason	
10	DRAKE	9:11.54
	Kelly Noonan, Ginny McIlvain	
	Katharine Seelye, Janet Genske	
11	NORTH DAKOTA	9:12.92
	Cindy Scott, Tracy Koryata	
	Erin Bly, Christy Rygh	
12	MINNESOTA	9:13.10
	Andrea Lentz, Karen Kleindl	
	Julie Golla, Keri Zweig	
13	SOUTHERN ILLINOIS	9:17.57
	Kim Koerner, Raina Larsen	
	Mindy Bruck, Kelly French	
14	NORTHERN IOWA	9:20.11
	Cindra Schelling, Mandy Mueller	
	Megan Wagner, Laura Little	
15	AUGUSTANA-SD	9:25.76
	Trisha Schumacher, Stacy Johnson	
	Krista Trei, Elizabeth Wilson	
16	LOYOLA	9:40.02
	Erin Johnson, Sandra Sutor	
	Stacey Billish, Millicent McNeil	
	MISSOURI	DNR

University Women's Sprint Medley Relay Finals

1	ARKANSAS-LITTLE ROCK	3:46.78
	Denise Weekes, Atim Robin-Talbert Shanna Cobbs 55.0, Dawn Williams 2:03.1	
2	ARIZONA STATE	3:47.57
	Adra Hysong, Tika Walton Tike Jackson 54.6, Lorriann Adams 2:04.2	
3	ALABAMA	3:49.93
	Mikaela Perry, Tania Archer Carmetia Mackey 52.9, Donna Cargill 2:07.7	
4	TEXAS-ARLINGTON	3:53.36
	Gwen Clardy, Pamela Burns Roselyn Shanklin 54.9, Asa Hedstrom 2:09.5	
5	WASHINGTON	3:54.79
	Mikki McClatcher, Marzette Penton Patrice Woods 54.6, Lia Minelli 2:10.8	
6	OKLAHOMA	3:56.39
	Donette Brown, Jackie Horton Sophia Gordon 54.2, Silke Vogel 2:13.2	
7	PURDUE	4:01.06
	Shawna Jenkins, Dawn Kline Meisha Wilson-Duval 56.2, Beth Reid 2:14.3	
	STANFORD	DNF
	Monica Hoggatt, Jen Carr Heather Miller, Sara Moore	

*-RECORD--old mark, 3:47.94, Arizona, 1994

Preliminary Heat 1

1	ARIZONA STATE	3:56.19
	Adra Hysong, Tika Walton Tike Jackson 56.6, Lorriann Adams 2:10.0	
2	WASHINGTON	3:56.93
	Mikki McClatcher, Marzette Penton Patrice Woods 56.0, Kali Rembold 2:10.9	
3	OKLAHOMA	3:58.34
	Donette Brown, Jackie Horton Sophia Gordon 56.4, Silke Vogel 2:13.5	
4	STANFORD	3:59.41
	Monica Hoggatt, Jen Carr Heather Miller 56.8, Sara Moore 2:11.2	
5	WESTERN MICHIGAN	3:59.84
	Nerline Maurisseau, Prisilla Jacobs Kyra Locke 55.5, LaQuandra George 2:14.0	
6	TEXAS TECH	3:59.94
	Kaneshia Polk, Jennifer Wright Corrie Weathers, Amber Affeldt	
7	NORTHERN IOWA	4:00.40
	Denise Sauerbrei, Kendra Stannard Rhonda Eiben 57.1, Jenny Jackson 2:12.7	

8	IOWA STATE	4:02.38
	Jada Johnson, Laurie Hammill Sara Riemersma, Erin Bresnan	

Preliminary Heat 2

1	ALABAMA	3:57.04
	Mikaela Perry, Tania Archer Hilary Steifelmeyer 56.4, Caroline Kerr 2:10.7	
2	PURDUE	3:59.36
	Charnise Hughes, Kendra Jones Shawna Jenkins 56.5, Corissa Yasen 2:13.6	
3	KANSAS	4:02.45
	Dawn Steele-Slavens, Diamond Williams Carleen Roberts 56.5, Kerri Woolheater 2:16.1	
4	MINNESOTA	4:08.93
	Lori Hardrick, Kathianne Sellers Lisa Beachy 58.8, Bridget Neutgens 2:12.8	
5	DRAKE	4:11.36
	Jenny Runchey, Yolanda Green Jill Zwagerman 57.1, Amy Griswold 2:21.4	
6	WISCONSIN-MILWAUKEE	4:18.34
	Sheri Dieck, Gina Terrones Jennie Caro, Dot Bunnell	
	OREGON	DQ
	Tish Henes, Aisha Wallace Tamara Schurch, Robyn Sutherland	
	IOWA	DNR

Preliminary Heat 3

1	ARKANSAS-LITTLE ROCK	3:55.39
	Denise Weekes, Atim Robin-Talbert Dawn Williams 55.1, Latasha Richard 2:11.5	
2	TEXAS-ARLINGTON	3:59.34
	Gwen Clardy, Pamela Burns Roselyn Shanklin 54.4, Julie Barba 2:15.5	
3	EASTERN KENTUCKY	4:00.73
	Janell Wilson, Ericka Herd Felecia Hawkins 56.8, Sonja Smith 2:13.0	
4	BALL STATE	4:01.76
	LaTasha Jenkins, Nicci Miller LaWonna Rashad 57.8, Angie Stewart 2:13.1	
5	EASTERN MICHIGAN	4:03.59
	Teyah Swindle, Shirley Calderon Latanya Nobles 60.5, Zeldia Elijah 2:11.3	
6	MISSOURI	4:07.66
	Rannveig Kvalvik, Claudia Brown Andrea Heffner 57.8, Erin Windler 2:15.5	
	LOYOLA	DQ
	Laurie Schumacher, Millicent McNeil Kathy Horton, Stacey Billish	
	SOUTHERN ILLINOIS	DNR

University & College Women's Distance Medley Relay Finals

1	ARIZONA	11:28.54
	Virginia Camacho 2:37.7, Allison Dring 56.1 Karen Bennett 2:07.4, Ann Colonna 4:47.9	
2	OREGON	11:29.27
	Marie Davis 3:43.3, Robyn Sutherland 57.0 Tamara Schurch 2:13.7, Milena Glusac 4:44.2	
3	ALABAMA	11:33.14
	Elizabeth Lopacki, Unknown Donna Cargill, Caroline Kerr	
4	MINNESOTA	11:36.41
	Andrea Lentz, Yvette White Bridget Neutgens, Andrea Grove	
5	MISSOURI	11:37.16
	Rebecca Davis 3:28.1, Andrea Heffner 56.9 Erin Windler 2:18.5, Jessica Haremza 4:53.5	
6	STANFORD	11:39.21
	Leila Burr, Heather Miller Sara Moore, Kortney Dunscombe	
7	ILLINOIS STATE	11:46.88
	Jenny Schmeichel, Caroline Kent Angie Kent, Heather Murphy	
8	KANSAS STATE	11:49.06
	Samantha McNamara, Belinda Hope Emily Diederich, Irma Betancourt	
9	IOWA	11:53.60
	Brianna Benning, Ruqayya Raheem Becky Coleman, Ann Pare	
10	CENTRAL MICHIGAN	11:54.07
	Nicole Eberle, Pam McKiernan Mari Chandler, Janet Boldrey	
11	NEBRASKA	11:54.27
	Nora Shepherd 3:35.4, Kim Ritola 59.6 Tirsten Brockmeier 2:17.8, Sherri Elwood 5:01.6	
12	MARQUETTE	11:54.98
	Christy Rice, Joy Krekelberg, Kim Bendel, Sheila Fagen	
13	BAYLOR	11:55.68
	Jennifer Hamel 3:38.7, Melissa Roland, Hope Amos 2:18.8, Nancy Dollar 5:02.4	
14	EASTERN MICHIGAN	11:56.84
	Zelda Elijah, Teyah Zwindle, Sue Hoesli, Michelle Riegler	
15	SOUTHEAST MISSOURI STATE	11:57.68
	Janelle Quigley, Shannon O'Dell, Estelle McHargue, Misty Dubman	
16	AUGUSTANA S.D.	12:12.37
	Hiedi Reed, Krista Trei, Elizabeth Wilson, Stacy Johnson	
17	SOUTHERN ILLINOIS	12:12.68
	Kim Koerner, Mindy Bruch, Raina Larsen, Kelly French	

18	IOWA STATE	12:14.07
	Jana Peterson, Sara Riemersma, Kim Iverson, Stacey Armstrong	
19	DRAKE	12:15.11
	Dawn Hawkins, Jill Zwagerman, Kelly Noonan, Amy Marts	
20	EASTERN KENTUCKY	12:16.80
	Sonja Smith, Ericka Herd, Felecia Hawkins, Sarah Blossom	
21	NORTHERN IOWA	12:36.38
	Mandy Mueller, Heather Sellers, Laura Little, Cindra Schelling	

University & College Women's 4x100 Shuttle Hurdle Relay Finals

1	KANSAS STATE	0:58.62
	Angela Showalter, Jennifer Gruver Vanitta Kinard, Wanda Dykstra	
2	EASTERN MICHIGAN	0:58.90
	Latanya Nobles, Traci Parsons Pamela Grayer, Marla Benford	
3	SOUTHERN ILLINOIS	1:00.10
	Donna Wechet, Heather Greeling Natasha Robinson, Mona Bajwa	
4	BALL STATE	1:00.15
	Carlisa Epperson, Nicci Miller Jada Prothro, Dionne Ramsey	

Preliminary Heat 1

1	BALL STATE	1:01.66
	Carlisa Epperson, Nicci Miller Jada Prothro, Dionne Ramsey	
2	FORT HAYS STATE	1:02.34
	Jennifer Nowak, Jennifer Nylund Gina Pruter, Chantay Brush	
3	SOUTH DAKOTA	1:02.63
	Casi McFarland, Sue Friday Kate Baum, Terri Scott	

Preliminary Heat 2

1	EASTERN MICHIGAN	1:00.31
	Latanya Nobles, Traci Parsons Pamela Grayer, Marla Benford	
2	SOUTHERN ILLINOIS	1:00.77
	Donna Wechet, Heather Greeling Natasha Robinson, Mona Bajwa Leah Steele,	
3	AUGUSTANA-ILL	1:06.83
	Michelle Yocherer, Allison Wolak Kristen Wisniewski, Kelley Johnsen	
	INDIANA STATE	DQ
	Dierdra Woodley, Elaina Whitehead Jackie Dunbar, Nakia Mable	

Preliminary Heat 3

1	KANSAS STATE	1:00.77
	Angela Showalter, Jennifer Gruver Vanitta Kinard, Wanda Dykstra	
	WESTERN MICHIGAN	DNF
	Dawn Deurloo, Stefanie Doty Phyllis Brooks, Jamie Strieter	

NEBRASKA

DNR

College Women's 4x400 Meter Relay Finals

1	EMPORIA STATE	3:48.93
	Kari Pitman 59.8, Magali Schneider 54.1 Jessica Oberg 58.6, Deandra Doubrava 56.4	
2	MANKATO STATE	3:48.95
	Marta Lewinski 57.4, Michelle Clarke 57.4 Heather Reider 57.4, Jennifer Peck 56.7	
3	NORTH DAKOTA STATE	3:49.85
	Heather Lewis 58.4, Mary Gill 56.4 Michelle Berger 59.0, Jane Loskot 56.1	
4	NEBRASKA-OMAHA	3:51.84
	Sandy Derby 59.5, Elise Henry 60.6 Kelly Koziol 56.9, Carri Butler 54.8	
5	NORTHERN COLORADO	3:52.19
	Nancy Weber, Kim Schiemenz Christa Loyd, Andrea Tate	
6	SOUTH DAKOTA	3:53.54
	Stephanie Knight 58.2, Charity Kuhlmann 58.7 Elena Swan 59.9, Jennifer Munyan 56.7	
7	AUGUSTANA-SD	3:59.36
	Michelle Hewitt, Barb Scharnberg Trisha Schumacher, Andrea Harens	
8	LINCOLN	3:59.61
	Charlene Neptune, Yvonne Andrews Symantha Betts, Lorraine Graham	

Preliminary Heat 1

1	MANKATO STATE	3:49.57
	Marta Lewinski, Michelle Clarke Heather Reider, Jennifer Peck	
2	LINCOLN	3:53.95
	Charlene Neptune, Yvonne Andrews Lorraine Graham, Symantha Betts	
3	LEWIS	3:54.13
	Malgorzata Biela, Magdalena Paszta Candice Guevara, Tanya Kara	
4	NORTHWESTERN-IA	4:00.95
	Jacinda Van Voorst, Jennifer Leichty Cora Bleeker, Kristine Rogers	
5	NORTH DAKOTA	4:02.80
	Chantel Larson, Erin Bly Traci Korynta, Kari Ward	
6	KENTUCKY STATE	4:04.88
	Talya Smith, Sirrethia Marshall Lisa Collins, Laura Bailey	
7	WISCONSIN-STEVENSON POINT	4:06.48
	Jessica Drenzek, Brenda Felter Kris Rasmussen, Jen Klement	

Preliminary Heat 2

1	NEBRASKA-OMAHA	3:53.01
	Sandy Derby, Elise Henry Kelly Koziol, Carri Butler	
2	NORTHERN COLORADO	3:53.76
	Nancy Weber, Kim Schiemenz Christa Loyd, Andrea Tate	

3	NEBRASKA WESLEYAN	3:58.25
	Joni Westland, Amanda Jurgenson Amy Cooper, Jenny Blenderman	
4	ST. THOMAS	4:00.32
	Lizzy May, Alysia Zielske Amy Doherty, Jamie Lubitz	
5	MONMOUTH	4:00.83
	Heather Furrow, Stephanie Owen Jennifer Koranda, Dori Ternig	
6	NEBRASKA-KEARNEY	4:01.80
	Melanie Kroeger, Erin John Triniti Halley, Dorisa Polk	
7	COE	4:07.76
	Jill Anderson, Lindsay Tower Dawn Rayner, Sara Mensen	
8	MOUNT MERCY	4:13.36
	Kathy Halvorsen, Kim Riesberg Stephanie Martin, Penny Heins	

Preliminary Heat 3

1	EMPORIA STATE	3:48.27
	Magali Schneider, Kari Pitman Jessica Oberg, Deandra Doubrava	
2	SOUTH DAKOTA	3:52.06
	Stephanie Knight, Charity Kuhlmann Elena Swan, Jennifer Munyan	
3	LORAS	4:00.57
	Wendy Ellis, Jessie Greener Andrea Metcalf, Megan Howell	
4	CONCORDIA-NE	4:01.51
	Renae Beikmann, Julie Reinke Sara Sype, Kyley Weinberger	
5	GRACELAND	4:01.87
	Melody Carroll, Carol West Miranda Perez, Mary Lou Sanroman	
6	BUENA VISTA	4:03.13
	Donna Swenson, Teresa Breyfogle Keely Kinnick, Melanie Uhl	
7	MORNINGSIDE	4:09.42
	Kristie Miller, Jackie Kellen Bree Schott, Kristie Henry	
	PITTSBURG STATE	DNR

Preliminary Heat 4

1	NORTH DAKOTA STATE	3:49.86
	Heather Lewis, Mary Gill Michelle Berger, Jane Loskot	
2	AUGUSTANA-SD	3:53.98
	Michelle Hewitt, Barb Scharnberg Trisha Schumacher, Andrea Harens	
3	LUTHER	3:57.68
	Cindy Jennings, Lisa Burke Alycia Ashburn, Jean Nietz	
4	SOUTH DAKOTA STATE	3:59.68
	Jenny Bass, Nicole Jensen Emily Benson, Kristy Hoffman	
5	FORT HAYS STATE	3:59.97
	Tracie Nurnberg, Summer Vann Tina Jackson, Linda Shea	

6	GUSTAVUS ADOLPHUS Sara Ridge, Karen Remmele Becca Wold, Megan Mullins	4:01.68
7	NORTHERN STATE Jami Fiechtner, Marnie Hallman Kim Stewart, Betsy Ellenbecker CENTRAL Lyndsay Tucker, Beth Waage Erin Demichelis, Michelle Schmidt	4:09.34 DNR

College Women's Sprint Medley Relay Finals

1	EMPORIA STATE Bridget Clem, Sharolyn Wilson Deandra Doubrava 55.5, Magali Schneider 2:10.6	3:59.01
2	AUGUSTANA-SD Kate Wilson, Heather Pratt Andrea Harens 57.1, Barb Scharnberg 2:16.1	4:05.24
3	SOUTH DAKOTA Casi McFarland, Elena Swan Stephanie Knight 57.7, Trisha Lundin 2:18.3	4:07.14
4	WARTBURG Nikki Kimball, Leah Lenhart Trina Steines 60.5, Esther Dubec 2:15.3	4:09.11
5	NORTHERN COLORADO Andrea Tate, Christa Loyd Connie Sue Crabbs 60.2, Shannon St. Martin 2:17.5	4:10.26
6	WISCONSIN-EAU CLAIRE Peg Peelman, Maria Jensen Tricia Schmidt 61.3, Allie Long 2:18.0	4:11.03
7	GUSTAVUS ADOLPHUS Karen Remmele, Sara Ridge Megan Mullins, Becca Webel	4:11.33
8	CONCORDIA-NE Fenae Beikmann, Sara Sype Julie Reinke 61.7, Kyley Weinberger 2:21.5	4:14.99

Preliminary Heat 1

1	EMPORIA STATE Bridget Clem, Sharolyn Wilson Kari Pitman 59.2, Jessica Oberg 2:16.3	4:08.73
2	WARTBURG Nikki Kimball, Leah Lenhart Trina Steines 59.8, Esther Dubec 2:16.5	4:08.80
3	CONCORDIA-NE Sara Sype, Fenae Beikmann Julie Reinke 59.6, Kyley Weinberger 2:15.7	4:09.31
4	LORAS Jessie Greener, Megan Howell Wendy Ellis, Mary Fran Cullen	4:11.15
5	LEWIS Tanya Kara, Stacy Karwowski Kay Cannon 60.3, Candice Guevara 2:20.7	4:13.280

6	CAL POLY-POMONA Jocalyn Pruitt, Dominique Hughes Janetta Dismuke 60.5, Tabreshia Lawrence 2:30.7	4:21.36
7	MORNINGSIDE Kim Counce, Jackie Kellen Kristie Miller, Kristie Henry	4:32.21

Preliminary Heat 2

1	WISCONSIN-EAU CLAIRE Peg Peelman, Maria Jensen Tricia Schmidt, Allie Long	4:10.53
2	SOUTH DAKOTA Casi McFarland, Elena Swan Stephanie Knight 59.0, Trisha Lundin 2:20.4	4:11.00
3	SOUTH DAKOTA STATE Nicole Jensen, Jenny Bass Kristy Hoffman 58.1, Emily Benson 2:19.7	4:11.48
4	NORTHERN STATE Marnie Hallman, Kim Hout Kim Stewart, Amy Van Dyke	4:15.89
5	ST. CLOUD STATE Angie Goldenstein, Pam Charbonneau Tonya Van Erp 57.2, Katie Jacobson 2:22.6	4:17.06
6	KENTUCKY STATE Laura Bailey, Glinda McGlockton Talya Smith 60.7, Sirrethia Marshall 2:24.4	4:19.79
7	CENTRAL Jana Wiersema, Erin Demichelis Lyndsay Tucker, Michelle Schmidt	4:21.66
8	SIOUX FALLS Amy Decker, Nicole Puetzman Erin Parker, Anna Barnes	4:22.81

Preliminary Heat 3

1	NORTHERN COLORADO Andrea Tate, Christa Loyd Connie Sue Crabbs 59.4, Shannon St. Martin 2:18.3	4:10.47
2	MANKATO STATE Tracy Dove, Heather Reider Marta Lewinski 58.4, Tara Velzke 2:20.0	4:11.16
3	NORTH DAKOTA Chantel Larson, Sara Glas Kari Ward, Cindy Scott	4:12.15
4	COE Jill Anderson, Lindsay Tower Dawn Rayner 59.5, Natalie Karpan 2:21.9	4:15.29
5	AUGUSTANA-ILL Tara Kallal, Michelle Jackson Jennifer Schmucker 61.4, Pam Anderson 2:22.2	4:16.94
6	WISCONSIN-STEVENS POINT Brenda Felver, Paula Schober Jessica Drenzek 60.5, Kris Rasmussen 2:29.8 LINCOLN	4:23.58 DNR

Preliminary Heat 4

1	AUGUSTANA-SD Kate Wilson, Heather Pratt Andrea Harens 57.8, Elizabeth Wilson 2:19.3	4:09.53
2	GUSTAVUS ADOLPHUS Karen Remmele, Sara Ridge Megan Mullins 59.6, Becca Webel 2:18.0	4:11.14
3	NORTHWESTERN-IA Kristine Rogers, Valerie Garner Jacinda Van Voorst 62.1, Amy Nielsen 2:17.5	4:13.35
4	NEBRASKA-OMAHA Tunisia Ellis, Jaime Erkes Katie McDonnell 60.7, Jami Brown 2:22.2	4:13.78
5	HASTINGS Kris Clark, Kristin Dubas Heather Hanger, Kris Winbinger	4:17.50
6	DORDT Kim Verbrugge, Racheal Vander Stelt Cara De Wit, Catherine Palmer	4:29.57
	NEBRASKA WESLEYAN Joni Westland, Wendi Rocole Amanda Jurgenson, Andrea Baker	DQ
	LUTHER	DNR

87TH ANNUAL


DRAKE RELAYS



HIGH SCHOOL DIVISION

Friday and Saturday

April 26-27, 1996



"The Road to the Olympics Starts Here"

1996 DRAKE RELAYS

Drake University, Des Moines, Iowa

April 26-27

HIGH SCHOOL GIRLS' FINAL RESULTS

FRIDAY WEATHER: MORNING - Partly cloudy skies; Temperature 39 degrees; Wind chill 18 degrees. Winds: NW 18 mph, gusting to 31 mph. Relative Humidity: 57%. AFTERNOON - Clear skies; Temperature 51 degrees; Wind NW 15 mph; Relative Humidity: 23%. Friday attendance--16,710.

SATURDAY WEATHER: MORNING - Clear skies; Temperature 44 degrees; Wind: NW 3 mph; Relative Humidity: 51%. AFTERNOON - Partly cloudy skies; Temperature 63 degrees; Wind SW 6 mph; Relative Humidity: 31%. Saturday attendance--18,000 (31st Consecutive Saturday Sellout)

Software by Track-on-a-Mac...1-800-PETE-MAC

5/1@9:34 AM

High School Girls' 100 Meter Dash Finals

Wind: +1.71

1	Laura Aschoff (SO), Ankeny	12.29 *
2	Shynell Stender (SR), Mason City	12.53
3	Christi Hogan (SR), Ankeny	12.58
4	Amber Engelen (SO), Ames	12.64
5	Erin Maysent (FR), Ames	12.64
6	Alison Bachman (SR), Urbandale	12.77
7	Nikki Nelson (SO), Mount Vernon-Lisbon	12.84
8	Heather Witt (SR), Waterloo, West	12.87

*RECORD--old mark, 12.32, Lexie Anderson, Pleasant Valley, 1985

Preliminary Heat 1

1	Amy Oleson, Burlington	14.74
2	Abby Roe (SR), Van Buren of Keosauqua	15.07
3	Traci Smith, Eddyville-Blakesburg	15.80
4	Michelle Marcouiller, Dowling of West Des Moines	15.87

Preliminary Heat 2

1	Rochelle Anderson, Waverly-Shell Rock	14.02
2	Kelly Bass (SR), Coon Rapids-Bayard	14.09
3	Johnna Lantz, Denison-Schleswig	14.76
4	Jodi Winchell, Treynor	14.87
5	Krystal McKinney, Fort Dodge	15.07

Preliminary Heat 3

1	Kristin Knight, Iowa City	13.76
2	Laura Murren, Clarinda	14.22
3	Heather Iburg, Williamsburg	14.47
4	Amie Ward, Collins-Maxwell-Baxter	15.15
5	Stephanie Mann, Des Moines, Hoover	15.24
6	Carrie Aschenbrenner, Laurens-Marathon	15.53

Preliminary Heat 4

1	Alisha Menzies, Valley of West Des Moines	14.18
2	Sarah Sinclair, Oskaloosa	14.44
3	Amber Webb, ADM of Adel	15.23

4	Shannon McCleary, Louisa-Muscatine of Letts	15.65
5	Jaime Huntoon, Lewis Central of Council Bluffs	15.66

Preliminary Heat 5

1	Heather Witt, Waterloo, West	13.53
2	Leanne Florke, Cherokee	14.71
3	April Jacobson, Clarion-Goldfield	14.76
4	Julie Vandevanter, Guthrie Center	14.78
5	Amy Lowe, Clarke of Osceola	15.03
6	Melissa Lyon, Ogden	15.38
7	Jessica Drake, Louisa-Muscatine of Letts	15.94

Preliminary Heat 6

1	Erin Maysent, Ames	13.35
2	Taylor Ewald, Des Moines, Roosevelt	13.76
3	Anna Wilcoxon, Atlantic	14.82

Preliminary Heat 7

1	Laura Aschoff (SO), Ankeny	13.27
2	Mary DeCarlo, Interstate 35 of Truro	14.55
3	Sarah Rafferty, Eddyville-Blakesburg	15.10
4	Ashley Miltenberg, Audubon	15.44
5	Jennifer Wagoner, Clarinda	15.54
6	Heather Peak, Grinnell	15.59
7	Erika Eaton, Atlantic	15.71

Preliminary Heat 8

1	Jessica Miner, Okoboji of Milford	13.95
2	Kara Rechterman, Tipton	14.12
3	Dawn Engle, Newton	14.90
4	Amber Davis, North Scott of Eldridge	15.18

Preliminary Heat 9

1	Jessie Wellnitz, Waterloo, East	13.82
2	Laura Jacque, Beckman of Dyersville	14.10
3	Kinzee Hanson, Corwith-Wesley-LuVerne	14.26
4	Erin Gervais, Storm Lake	14.61
5	Mandy Ollinger, Des Moines, North	14.75
6	Stacy Doughan, West Hancock of Britt	14.76

Preliminary Heat 10

1	Alison Bachman (SR), Urbandale	13.45
2	Katie McFarland (SO), Iowa City, Regina	13.83
3	Kelly Barney (SR), Mount Pleasant	13.84
4	Annie Herrick, Nodaway Valley of Greenfield	14.49
5	Mary Woltz, Indianola	14.63
6	Nicole Cavanaugh, Norwalk	15.04
7	Jamie Brown, Glenwood	15.48

Preliminary Heat 11

1	Katie Brooker, Muscatine	14.00
2	Tracy Burress, Davis County of Bloomfield	14.26
3	Kiendra White, Dowling of West Des Moines	14.39
4	Tami Smith, Perry	14.90
5	Sarah Bordwell, Clarion-Goldfield	15.02
6	Laura Bildstein, Williamsburg	15.22
7	Terese Nickol, Beckman of Dyersville	15.50
8	Lisette Barhite, Iowa Falls	15.55

Preliminary Heat 12

1	Laura Uthe, Dubuque, Hempstead	13.86
2	Megan Flood, Seymour	14.55
3	Alison Waddle, Pella	14.92
4	Stacy Roland, Cedar Rapids, Kennedy	15.06
5	Jenny Howard, North Scott of Eldridge	15.38

Preliminary Heat 13

1	Fiona Asigbee (FR), Cedar Rapids, Prairie	13.61
2	Katie Brees, Keota	14.30
3	Shammara Hobbs, Cedar Rapids, Washington	14.60
4	Jill Vreeman, West Sioux of Hawarden	15.08

Preliminary Heat 14

1	Susie Reinhardt (SO), Belle Plaine	14.58
2	Katie Lewis, Guthrie Center	15.98
3	Karin Davis, Des Moines, North	16.12
4	Cathy Kister, Creston	16.15
5	Staci Simon, Dubuque	16.62
6	Carrie Bergman, Norwalk	17.25

Preliminary Heat 15

1	Christi Hogan (SR), Ankeny	13.41
2	Gina Scala, Keokuk	14.72
3	Nicole Bruxvoort, Pella Christian	14.97
4	Erica Davis, Iowa City	15.21
5	Stacie Hornocker, Des Moines, East	15.77
6	Tonya Mantz, Ogden	16.35

Preliminary Heat 16

1	Lacey Adams-Brown (FR), Indianola	14.18
2	Lani Smith (SO), Cedar Rapids, Regis	14.38
3	Erin Strub, Dubuque	15.16
4	Nina Hammes, Sigourney	15.22
5	Molly Clifton, Cedar Rapids, Kennedy	15.24
6	Jaimie Mihalevich, Mount Pleasant	15.56
7	Andria Athen, Shenandoah	15.65
8	Katie Kastner, Perry	15.67

Preliminary Heat 17

1	Amber Engelen, Ames	13.35
---	---------------------	-------

2	Liz Jaben, Clear Lake	14.66
3	Heidi Kiester, Johnston	14.78
4	Jean Graves (SR), Iowa City, West	14.88
5	Alicia Hraha, Interstate 35 of Truro	14.98
6	Mindy Graham, Pleasantville	15.09
7	Allison Lyle, Keota	15.21
8	Deb Melcher, Grinnell	15.56

Preliminary Heat 18

1	Kris Roebken, Dubuque, Hempstead	13.60
2	Mandy Jens, Glenwood	15.31
3	Robyn Lowe, Van Buren of Keosauqua	15.82

Preliminary Heat 19

1	Alisa Steffen, Waverly-Shell Rock	14.09
2	Jaclyn Houghton, Urbandale	14.31
3	Anika Anderson, Waterloo, East	14.34
4	Jenny Versluys, Pella	14.50
5	Rachel Flora, Collins-Maxwell-Baxter	14.58
6	Tatum Rust, Harlan	14.64
7	Jenny Butler, Southeast Warren of Liberty Center	14.67
8	Trisha Wood, Des Moines, East	15.60

Preliminary Heat 20

1	Maggie Hall (JR), Harlan	16.04
2	Andrea Robertson, Vinton-Shellsburg	16.82
3	Amy Smith, Cardinal of Eldon	17.16
4	Michelle Stover, Clarke of Osceola	17.39
5	Bridget Knutzen, ADM of Adel	17.45
6	Kara Dawson, Southeast Polk of Runnells	17.65

Preliminary Heat 21

1	Amanda Beck, Prairie Valley of Gowrie	13.60
2	Cari Hoeman (JR), Valley of West Des Moines	13.84
3	Katie George, Cedar Rapids, Prairie	14.19
4	Lindsay Moss, Algona	14.61
5	Khieeda Green, Mason City	14.85
6	Sarah Edwards, Gilbert	14.99
7	Kristy Larson, Shenandoah	15.04

Preliminary Heat 22

1	Bree Elsbernd, South Winneshiek of Calmar	14.03
2	Tami Kielman, Okoboji of Milford	14.22
3	Laura Hurmence (JR), Mount Vernon-Lisbon	14.42
4	Sarah Schooley, Davis County of Bloomfield	14.79
5	Shala Fjetland, Algona	15.41

Preliminary Heat 23

1	Mandy Kitterman, Fort Dodge	13.63
2	Shay Allen (SR), Davenport, North	14.05
3	Betsie Niebes, Benton of Van Horne	14.64
4	Brandee Bierschenk, Benton of Van Horne	14.84
5	Shelly Wright, Newton	15.17
6	Tiffany Walker, Des Moines, Hoover	15.48
7	Melanie Schettler, Red Oak	15.49
8	Sara Stevenson, Montezuma	15.91

Preliminary Heat 24

1	Jamie Dalbey, Ottumwa	13.86
2	Destiny Sisk, Davenport, North	14.37
3	Brooke Christensen, Winterset	14.41

4 Juli Piper, Nodaway Valley of Greenfield	15.00
5 Sarah Wood, Red Oak	15.20
6 Kristina Lambros, Keokuk	15.27
7 Brook Hansen, Audubon	15.58

Preliminary Heat 25

1 Lindsay Courtney, Creston	14.06
2 Kelly Hart, Laurens-Marathon	14.11
3 Jamie Kirsch, West Hancock of Britt	14.73
4 Jen Kramer, AG-WSR of Ackley	14.77
5 Karen Saylor, Marshalltown	14.82
6 Katie Holthaus, South Winneshiek of Calmar	14.89
7 Jenni Duede, Jefferson-Scranton	14.95

Preliminary Heat 26

1 Antrica Spears, Davenport, Central	14.04
2 Hillary Reed, Ottumwa	14.66
3 Charissa Fynaardt, Pella Christian	14.90
4 Julie Barker, Villisca	14.92
5 Lacey Christensen, Winterset	15.68
6 Tina Walker, Jefferson-Scranton	15.84
7 Ginger Clayviellie, Lewis Central of Council Bluffs	15.87

Preliminary Heat 27

1 Marcy Krumm (JR), Ballard of Huxley	14.33
2 Carrie Leber, Treynor	14.58
3 Chineze Enekwechi, Iowa City, West	14.68
4 Penny Nichols, Johnston	15.08
5 Ashley Thompsen, Belmont-Klemme	15.19
6 Jami Sonny, Ventura	15.52
7 Erin Ross, Eldora-New Providence	15.86
8 Holly Stadlander, Belmont-Klemme	16.22

Preliminary Heat 28

1 Shynell Stender (SR), Mason City	13.38
2 Ellen Thompson, Marshalltown	14.06
3 Sarah Foltz, Waukee	14.40
4 Erica Strahn, Gilbert	14.53
5 Sue Ramser, Muscatine	14.63
6 Brandi Halsne, Clear Lake	14.96

Preliminary Heat 29

1 Nikki Nelson (SO), Mount Vernon-Lisbon	13.28
2 Krista Johnson, Cedar Rapids, Jefferson	13.83
3 Katie Boney, Burlington	13.86
4 Sara Sowers, Southeast Warren of Liberty Center	14.34
5 Holly Goldstein, Cedar Rapids, Washington	14.51
6 Ryann Ginkins, Chariton	14.56
7 Jessica Aldrich, Pleasantville	15.59

Preliminary Heat 30

1 Heather Nail, Iowa Falls	14.29
2 Betsy Stittsworth, Knoxville	15.52
3 Ann Christy, Knoxville	15.65
4 Angie Pastour, Dallas Center-Grimes	15.99
5 Rachel Conn, Griswold	16.99

High School Girls' 800 Meter Run Finals

1 Haley Newbrough (SR), West Hancock of Britt	2:13.91
2 Cari Hoeman (JR), Valley of West Des Moines	2:14.71
3 Keely Barnett (JR), Iowa City	2:14.85

4 Beth Helms (SR), Iowa City, West	2:18.48
5 Sarah Gray (JR), Cedar Falls	2:19.15
6 Laura Schlapkohl (SO), Iowa City, West	2:20.48
7 Gina Shannon (JR), New Hampton	2:22.08
8 Betsy Neff (SR), Fairfield	2:22.23
9 Andrea Fastenow (SR), Iowa City, West	2:22.61
10 Rachel Dozark (SR), Ar-We-Va of Westside	2:22.71
11 Julie Bigler (SO), Fort Madison	2:23.28
12 Michelle Snyder (SR), New Hampton	2:23.61
13 Becky Slick (SR), Cedar Falls	2:24.81
14 Alienor Gilchrist (SR), Ames	2:25.10
15 Lacey Adams-Brown (FR), Indianola	2:26.97
16 Susan Buckheister (JR), Cedar Rapids, Kennedy	2:27.27
17 Laurie Meythaler (SR), Des Moines, Roosevelt	2:28.99

High School Girls' 3000 Meter Run Finals

1 Sarah Gray (JR), Cedar Falls	10:25.57
2 Laurie Meythaler (SR), Des Moines, Roosevelt	10:34.02
3 Amber Schmidt (SO), Laurens-Marathon	10:36.82
4 Alienor Gilchrist (SR), Ames	10:37.79
5 Julie Wuorinen (SR), Pleasant Valley	10:59.75
6 Susan Buckheister (JR), Cedar Rapids, Kennedy	11:01.63
7 Megan Murray (SO), Pleasant Valley	11:02.14
8 Gina Gelatti (JR), Ankeny	11:02.70
9 Julie Bigler (SO), Fort Madison	11:03.46
10 Molly Wedel (SO), Spencer	11:03.61
11 Amy Edwards (JR), Chariton	11:04.77
12 Val Oltman (SO), Nevada	11:12.17
13 Lindsay Heiligenthal (FR), Ames	11:15.30
14 Tara LaMay (SO), Urbandale	11:15.86
15 Kristi Schmidt (SO), Spirit Lake Park	11:17.47
16 Samantha Ament (JR), Dubuque, Wahlert	11:19.79
17 Sarah Robson (JR), Belmont-Klemme	11:26.80
18 Kristina Quigley (SO), Council Bluffs, St. Albert	11:28.63
19 Carissa Romberg (SR), Sioux Center	11:29.53
20 Kendra Versendaal (SO), Prairie City-Monroe	11:29.63
21 Sanami Fottral (SO), Cedar Rapids, Prairie	11:29.91
22 Steph Stavely (SR), Cedar Falls	11:32.89
23 Beth Boyer (SO), Waukee	11:33.33
24 Chris Kjonaas (SR), Iowa City	11:34.59
25 Becky Bowman (SO), Monticello	11:39.88
26 Hattie Bagbey (SO), Des Moines, Lincoln	11:44.70

High School Girls' High Jump Finals

1 Leah Elbert (SR), Iowa City, Regina	5'08"
2 Abby Kohnen (SR), Clear Creek-Amana of Tiffin	5'07"
3 Beth Boer (JR), Oskaloosa	5'04"
4 Kimberly Barnes (SR), Nashua-Plainfield	5'04"
5 Kirstin Van Rooyan (SR), Clinton	5'04"
5 Julie Gallery (JR), East Buchanan of Winthrop	5'04"
7 Sarah Schooley (JR), Davis County of Bloomfield	5'04"
8 Jessica Criswell (SO), Lynnville-Sully	5'04"
9 Melissa Yearous (JR), West Branch	5'04"
10 Katie Ryan (JT), Davenport, West	5'02"
11 Nicole Albrecht (SO), Wapsie Valley of Fairbank	5'02"
12 Brooke Boston (SR), Cedar Rapids, Kennedy	5'02"
13 Cara Warner (SR), Lamoni	5'02"
14 Abbie Brown (SR), Eldora-New Providence	5'00"
14 Gena Fiihr (SO), Lynnville-Sully	5'00"
16 Joanna Stuelke (JR), Cedar Rapids, Washington	5'00"

17 Erika Beck (SO), Ballard of Huxley	5'00"
18 Jill Emerson (SR), Clarion-Goldfield	4'10"

High School Girls' Long Jump Finals

1 Laura Aschoff (SO), Ankeny	18'01.25"
2 Fiona Asigbee (FR), Cedar Rapids, Prairie	18'01"
3 Maggie Hall (JR), Harlan	17'01.50"
4 Jessi Lincoln, Edgewood-Colesburg	16'08.25"
5 Jill VanDerLeest (JR), Solon	16'07.50"
5 Emily Allison (SR), Washington	16'07.50"
7 Katie McFarland (SO), Iowa City, Regina	16'04.50"
8 Becca Casey (SO), Villisca	16'03"
9 Allison Starr (SR), AG-WSR of Ackley	16'01.50"
10 Jill Chapman (SO), Dubuque, Hempstead	16'00.75"
11 Stacy Dowling (FR), Southern Calhoun of Lake City	16'00.50"
12 Kristy Gertson (SR), Clinton	15'05.75"
Kara Hulse (SO), Cedar Falls	Fouls
Brianne Schoonover (SO), Fredericksburg	Fouls

High School Girls' Shot Put Finals

1 Christie Phillips (SO), Burlington	42'05.75"
2 Leann Bøerema (SO), Clinton	42'00.50"
3 Jenn Haage (SR), LeMars	40'04.50"
4 Ashley Grundmann (SR), Ames	40'03"
5 Denise Sump (SR), Clarinda	39'03.25"
6 Teisha Smith (SR), New Hampton	38'05"
7 Amber Twyner (SR), Pleasant Valley	38'01.50"
8 Megan Giersdorf (JR), Denison-Schleswig	38'01.25"
9 Kynthia Wyatt, Bettendorf	38'00"
10 Sarah Wellings (JR), Oskaloosa	37'08.50"
11 Jaime Dreese (SR), Clinton	37'00"
12 Britta Adams (SR), Marshalltown	36'10.75"
13 Tammi Blackstone (SR), Cherokee	35'08.25"
14 Shaila Gent (JR), Keota	35'03.25"
15 LaToyia Ford (SR), Sioux City, West	35'01.50"
16 Kim Hoover, Indianola	34'05.75"
17 Melissa Stensland, Waverly-Shell Rock	33'10.50"
18 Laura Stork (SO), Carroll, Kuemper	33'04.50"
19 Steph Thomas (SO), Sac City	32'10.50"
20 Teresa Burns (SR), Davenport, Assumption	31'09.50"

High School Girls' Discus Finals

1 Sarah Wellings (JR), Oskaloosa	143'11" *
2 Tammi Blackstone (SR), Cherokee	135'09"
3 Kristin Jenn (SR), West Hancock of Britt	134'06"
4 Monica Huelman (SR), Vinton-Shellsburg	127'11"
5 Roxanne Harris, Charles City	122'08"
6 Nicole Johnson (SO), Southeast Polk of Runnells	122'07"
7 Stacy Anderson (SO), Pomeroy-Palmer	122'00"
8 Mandy Engel (SR), Waterloo, West	120'06"
9 Kim Jasper, Pleasant Valley	114'10"
10 Cindy Holland (SR), Forest City	113'06"
11 Adrian Kelley (SR), Des Moines, North	113'03"
12 Rence Meyer (SR), Clarinda	113'01"
13 Ashley Grundmann (SR), Ames	111'07"
14 Charlotte Capper (SO), Washington	110'03"
15 Kristi Spittler, Clinton	109'03"
16 Sarah Julius (FR), Iowa City	107'02"
17 Buffy Irwin (JR), Southern Calhoun of Lake City	102'03"

18 Jaime Dreese (SR), Clinton	102'03"
19 Megan Fletcher, Earlham	089'07"
20 Lana Radeke (JR), Vinton-Shellsburg	087'09"

RECORD--old mark, 142-11, Emily Flom, Sioux City North, 1995

High School Girls' 4x100 Meter Relay Finals

1 AMES	49.04
Erin Maysent, Julie Ollila Jenny Greenfield, Amber Engelen	
2 ANKENY	49.32
Tiffany Ratzlaff, Laura Aschoff Jenny Voss, Christi Hogan	
3 WAVERLY-SHELL ROCK	50.28
Alisa Steffen, Rochelle Anderson Rachel Simmer, Katie Clipperton	
4 DAVENPORT, NORTH	50.44
Lakeisha Lee, Allani Nelson Destiny Sisk, Shay Allen	
5 DUBUQUE, HEMPSTEAD	50.65
Laura Uthe, Keri Clemens Tonya Kubitz, Kris Roebken	
6 STARMONT OF ARLINGTON	50.71
Alice Otdoerfer, Kim Otdoerfer Kristy Kelchen, Annette Otdoerfer	
7 VALLEY OF WEST DES MOINES	50.87
Alisha Menzies, Unknown Kirstin Flood, Cari Hoeman	
8 IOWA CITY, REGINA	51.12
Katie McFarland, Kim Beelner Nicolle Farrell, Amanda Swope	

Preliminary Heat 1

1 ANKENY	50.01
2 DUBUQUE, HEMPSTEAD	51.35
3 IOWA CITY, REGINA	52.08
4 WATERLOO, EAST	52.88
5 MOUNT VERNON-LISBON	52.95
6 DAVIS COUNTY OF BLOOMFIELD	53.19
7 VILLISCA	55.64
8 WASHINGTON	56.45

Preliminary Heat 2

1 DAVENPORT, NORTH	51.75
2 STARMONT OF ARLINGTON	52.07
3 URBANDALE	52.45
4 CEDAR RAPIDS, PRAIRIE	52.48
5 IOWA CITY	52.68
6 DAVENPORT, CENTRAL	52.70
7 CEDAR FALLS	52.92
8 HARLAN	53.22

Preliminary Heat 3

1 MUSCATINE	52.56
2 BELLE PLAINE	53.49
3 OTTUMWA	53.85
4 BELMOND-KLEMME	54.04
5 CLARION-GOLDFIELD	54.14
6 RED OAK	55.70

7 WEST HANCOCK OF BRITT 55.81

Preliminary Heat 4

1 AMES 50.34
2 WAVERLY-SHELL ROCK 51.43
3 VALLEY OF WEST DES MOINES 52.32
4 MASON CITY 52.37
5 OSKALOOSA 52.79
6 DOWLING OF WEST DES MOINES 54.88
7 SIOUX CITY, WEST 55.39
8 DES MOINES, EAST 55.85

Preliminary Heat 5

1 BENTON OF VAN HORNE 52.74
2 OKOBOJI OF MILFORD 52.90
3 GUTHRIE CENTER 53.96
4 IOWA CITY, WEST 54.01
5 CRESTON 54.27
6 KEOTA 55.26
7 VAN BUREN OF KEOSAUQUA 57.33

Preliminary Heat 6

1 MARSHALLTOWN 52.34
2 LINN-MAR OF MARION 53.74
3 NEWTON 53.84
4 BECKMAN OF DYERSVILLE 53.87
5 MOUNT PLEASANT 54.11
6 BALLARD OF HUXLEY 54.69
7 CLARKE OF OSCEOLA 55.38
8 CENTERVILLE 55.73

Preliminary Heat 7

1 INDIANOLA 53.40
2 TIPTON 53.85
3 NORTH SCOTT OF ELDRIDGE 54.24
4 NEW HAMPTON 54.47
5 GILBERT 55.14
6 ELDORA-NEW PROVIDENCE 57.62
CEDAR RAPIDS, JEFFERSON DQ-53.83

Preliminary Heat 8

1 BURLINGTON 53.45
2 FORT DODGE 54.00
3 NORTH CEDAR OF STANWOOD 54.41
4 DALLAS CENTER-GRIMES 55.53
5 GRINNELL 55.56
6 DUBUQUE 55.81

Preliminary Heat 9

1 COON RAPIDS-BAYARD 54.60
2 CLEAR LAKE 54.75
3 SOUTH WINNESHIEK OF CALMAR 54.87
4 COLLINS-MAXWELL-BAXTER 55.35
5 DES MOINES, HOOVER 55.68
6 GLENWOOD 56.67
7 DES MOINES, NORTH 57.01
8 PEKIN OF PACKWOOD 58.56

Preliminary Heat 10

1 WATERLOO, WEST 53.29
2 BATTLE CREEK-IDA GROVE 54.64

3 HAMPTON-DUMONT 54.81
4 DAVENPORT, ASSUMPTION 55.67
5 CARDINAL OF ELDON 56.15
6 EDDYVILLE-BLAKESBURG 56.53
7 WILLIAMSBURG 56.61

Preliminary Heat 11

1 LAURENS-MARATHON 54.97
2 CHARITON 55.60
3 STORM LAKE 55.70
4 PLEASANTVILLE 56.79
5 NORWALK 56.85
6 INTERSTATE 35 OF TRURO 57.51

Preliminary Heat 12

1 DUBUQUE, WAHLERT 53.18
2 JEFFERSON-SCRANTON 55.36
3 ATLANTIC 55.92
4 JOHNSTON 56.30
5 SOUTH TAMA OF TAMA 56.56
6 CEDAR RAPIDS, KENNEDY 56.64
7 KNOXVILLE 56.85
8 DES MOINES, LINCOLN 57.62

Preliminary Heat 13

1 ALGONA 54.76
2 TREYNOR 55.15
3 KEOKUK 56.04
4 WINTERSET 56.21
5 ADM OF ADEL 56.52
6 AUDUBON 56.95
7 SIGOURNEY 58.78
8 SOUTHEAST POLK OF RUNNELLS 63.75

Preliminary Heat 14

1 CLARINDA 54.41
2 WAUKEE 55.85
3 PELLA CHRISTIAN 56.26
4 LEWIS CENTRAL OF COUNCIL BLUFFS 56.38
5 NODAWAY VALLEY OF GREENFIELD 56.64
6 CARLISLE 56.86
7 OGDEN 57.14
8 SHENANDOAH 57.40

Preliminary Heat 15

1 CEDAR RAPIDS, WASHINGTON 54.29
2 PERRY 55.39
3 ALGONA, GARRIGAN 56.14
4 RUSSELL 56.22
5 VENTURA 56.43
6 LOUISA-MUSCATINE OF LETTS 56.83

Preliminary Heat 16

1 DENISON-SCHLESWIG 56.60
2 BCLUW OF CONRAD 57.97
3 MONTEZUMA 59.42

Preliminary Heat 17

1 SEYMOUR 55.79
2 SOUTHEAST WARREN OF LIBERTY CENTER 56.27
3 GRISWOLD 56.39

4	DES MOINES, ROOSEVELT	56.71
5	NORTH POLK OF ALLEMAN	57.08
6	COUNCIL BLUFFS, LINCOLN	59.80

Preliminary Heat 18

1	IOWA FALLS	54.15
2	AR-WE-VA OF WESTSIDE	54.86
3	VINTON-SHELLSBURG	55.45
4	GLADBROOK-REINBECK	56.29

High School Girls' 4x400 Meter Relay Finals

1	DAVENPORT, NORTH	3:58.74
	Allison Harris 62.1, Ivory Lacy 58.9 Akilah Easter 59.2, Tanya Hunigan 58.6	
2	URBANDALE	4:00.80
	Amber Vande Lune 61.9, Susie Tofte 60.2 Cindy Kraft 59.9, Alison Bachman 58.8	
3	AMES	4:01.75
	Erin Maysent 59.7, Alienor Gilchrist 60.3 Molly McNertney 62.3, Julie Ollila 59.4	
4	CEDAR RAPIDS, PRAIRIE	4:01.95
	Becky Rigel 59.7, Kellie Kloubec 62.0 Fiona Asigbee 60.3, Jessica Fisher 60.0	
5	VALLEY OF WEST DES MOINES	4:03.68
	Emily Walker 60.5, Carie Flood 63.0 Kirstin Flood 62.4, Cari Hoeman 57.8	
6	INDIANOLA	4:05.30
	Liz Cooper 61.3, Abbie Archibald 62.2 Nicole Bergman 62.9, Lacey Adams-Brown 58.9	
7	NEW HAMPTON	4:08.27
	Gina Shannon, Teisha Smith Heather Kuennen, Michelle Snyder	
8	MOUNT VERNON-LISBON	4:13.02
	Maggie Lessmeier, Emily Fordyce Laura Hurmence, Nikki Nelson	

Preliminary Heat 1

1	DAVENPORT, NORTH	3:55.4
	Allison Harris 61.1, Ivory Lacy 59.9 Akilah Easter 57.3, Tanya Hunigan 57.1	
2	VALLEY OF WEST DES MOINES	4:00.9
	Emily Walker 60.9, Carie Flood 62.3 Kirstin Flood 60.9, Cari Hoeman 56.8	
3	INDIANOLA	4:01.9
	Liz Cooper 60.9, Abbie Archibald 61.5 Nicole Bergman 62.6, Lacey Adams-Brown 56.9	
4	NEW HAMPTON	4:05.4
	Gina Shannon 61.0, Teisha Smith 59.4 Heather Kuennen 63.4, Michelle Snyder 61.6	
5	DAVIS COUNTY OF BLOOMFIELD	4:07.2
	Emily Zeitler 61.2, Amy Cason 64.2 Molly Sherlock 62.1, Tracy Burress 59.7	
6	SIOUX CITY, HEELAN	4:10.1
	Alissa Koerner, Jill Fisher Julie Moeller, Michelle Benson	
7	NEWTON	4:10.9
	Shelly Wright, Andrea Van Sickle Amanda Thomason, Jill George	

8	ANKENY	4:17.0
	Lynnette Heinauer, Traci Jones Kate Segin, Heather Anderson	

Preliminary Heat 2

1	IOWA CITY	4:06.8
	Kelly Triplett 62.2, Jennie Mulder 64.6 Teesa Price 60.4, Keely Barnett 59.6	
2	IOWA CITY, WEST	4:06.8
	Andrea Fastenow 62.0, Sarah Brown 63.5 Beth Helms 59.9, Laura Schlapkohl 60.8	
3	MARSHALLTOWN	4:07.7
	Nicole Chizek, Andrea Etter Shanna Steward 62.2, Diane Gaskill 62.1	
4	HARLAN	4:08.4
	Kristin Olson 62.0, Tammi Christensen 63.3 Jill Schechinger 64.8, Maggie Hall 58.3	
5	TIPTON	4:09.4
	Kara Rechterman, Laurie Stahle Courtney Bromell, Amanda Bromell 59.6	
6	BECKMAN OF DYERSVILLE	4:09.8
	Carisa Wessels, Melissa Domeyer Alicia Nosbisch, Mandy Pins	
7	WAVERLY-SHELL ROCK	4:12.1
	Alyssa Rost, Hannah Olson Rochelle Anderson, Katie Clipperton	
8	PLEASANT VALLEY	4:17.0
	Teresa Grothus 60.9, Mindy Reynolds Robyn Gauss, Julie Wuorinen	

Preliminary Heat 3

1	CEDAR RAPIDS, PRAIRIE	4:00.0
	Becky Rigel 58.8, Kellie Kloubec 62.8 Fiona Asigbee 59.2, Jessica Fisher 59.2	
2	AMES	4:00.2
	Erin Maysent 59.6, Alienor Gilchrist 60.3 Molly McNertney 61.8, Julie Ollila 58.5	
3	URBANDALE	4:00.4
	Amber Vande Lune, Susie Tofte Cindy Kraft 60.0, Alison Bachman 58.0	
4	MOUNT VERNON-LISBON	4:06.4
	Maggie Lessmeier 63.4, Emily Fordyce 62.6 Laura Hurmence 62.6, Nikki Nelson 57.8	
5	CEDAR FALLS	4:06.6
	Laura Martin 61.8, Kara Hulse 62.0 Becky Slick 62.0, Kelly Wenndt 60.8	
6	OLON	4:07.8
	Stacey Oldham, Jill VanDerLeest Lindsey Meder, Jaclyn Ross	
7	FAIRFIELD	4:09.5
	Kory Allison, Aimee Heisel Jill Engbrecht, Betsy Neff	
8	DUBUQUE	4:11.7
	Kristy Pfab, Melissa Dougherty Liz Kaune, Jenna Specht	

High School Girls' Sprint Medley Relay Finals

1	DAVENPORT, NORTH	1:47.05
	Lakeisha Lee, Destiny Sisk Tanya Hunigan, Akilah Easter 56.8	

2	IOWA CITY	1:49.24
	Kristin Knight, Sara Nordquist Teesa Price, Keely Barnett 57.9	
3	VALLEY OF WEST DES MOINES	1:49.27
	Alisha Menzies, Valerie Lucas Kirstin Flood, Cari Hoeman 56.2	
4	SOUTH WINNESHIEK OF CALMAR	1:49.69
	Lori Balik, Nikki Buchheit Bree Elsbernd, Jill Bakewell	
5	AMES	1:50.14
	Erin Maysent, Erin Johnson Amber Engelen, Julie Ollila 59.4	
6	ANKENY	1:50.19
	Christi Hogan, Jenny Voss Laura Aschoff, Cori Verbeski 59.0	
7	CEDAR RAPIDS, PRAIRIE	1:51.96
	Katie George, Lindsey Rudd Jessica Fisher, Becky Rigel 60.0	
8	INDIANOLA	1:54.96
	Mary Woltz, Holly Warren Jenny Matzen, Lacey Adams-Brown 60.5	

1996 DRAKE RELAYS

Drake University, Des Moines, Iowa

April 26-27

HIGH SCHOOL BOYS' FINAL RESULTS

FRIDAY WEATHER: MORNING - Partly cloudy skies; Temperature 39 degrees; Wind chill 18 degrees. Winds: NW 18 mph, gusting to 31 mph. Relative Humidity: 57%. AFTERNOON - Clear skies; Temperature 51 degrees; Wind NW 15 mph; Relative Humidity: 23%. Friday attendance--16,710.

SATURDAY WEATHER: MORNING - Clear skies; Temperature 44 degrees; Wind: NW 3 mph; Relative Humidity: 51%. AFTERNOON - Partly cloudy skies; Temperature 63 degrees; Wind SW 6 mph; Relative Humidity: 31%. Saturday attendance--18,000 (31st Consecutive Saturday Sellout)

Software by Track-on-a-Mac...1-800-PETE-MAC

5/1@9:36 AM

High School Boys' 100 Meter Dash Finals

Wind: +0.49

1	Merrill Coleman (SR), Iowa City	10.95
2	Phil Wagner (SR), North Fayette of West Union	11.07
3	Jeff Adam (SR), Cardinal of Eldon	11.10
4	Brent Clemons (SR), Cedar Falls	11.18
5	Marshall Frazier (SR), Bettendorf	11.23
6	Tom Tavegia (SR), Dowling of West Des Moines	11.32
7	Matt Stockdale (JR), Iowa Falls	11.33
8	Eric Weiford (SR), Oelwein	14.75

Preliminary Heat 1

Wind : +5.50

1	Merrill Coleman (SR), Iowa City	10.91
2	Phil Wagner (SR), North Fayette of West Union	11.03
3	Brent Clemons (SR), Cedar Falls	11.03
4	Eric Weiford (SR), Oelwein	11.06
5	Matt Stockdale (JR), Iowa Falls	11.23
6	Ryan Godfrey (SR), Sioux City, Heelan	11.31
7	Thomas Hubers (SO), Pella Christian	11.49
	Andrew McFedries (SR), Bettendorf	DNR

Preliminary Heat 2

Wind : +5.00

1	Marshall Frazier (SR), Bettendorf	11.14
2	Jeff Adam (SR), Cardinal of Eldon	11.20
3	Dan McMahon (SR), Iowa City	11.26
4	Greg Owens (SO), Des Moines, East	11.30
5	Ryan Nicholson (JR), Muscatine	11.40
6	Mike Each (SR), Muscatine	11.44
7	John Laufenberg (SR), Clinton, Mater Dei	11.65
8	Matt Forbes (SR), Davenport, Assumption	11.69

Preliminary Heat 3

Wind : +4.70

1	Tom Tavegia (SR), Dowling of West Des Moines	11.19
2	Toraino Love (SR), Waterloo, West	11.36
3	Tom Green (JR), Westwood of Sloan	11.40
4	Eric Maurer (SR), Spencer	11.41
5	J.C. Steinberg (SO), Cedar Rapids, Kennedy	11.55

6	Nate Meierbachtol, Davenport, West	11.58
7	Clint Profit, Odebolt-Arthur	11.62
8	Rob Kennedy, Beckman of Dyersville	11.66

Preliminary Heat 4

Wind : +4.00

1	Brent Browner (JR), Davenport, North	11.25
2	Luke Drilling (SR), Madrid	11.28
3	Steve Franks (SR), Essex	11.35
4	Cory Cason (SR), Des Moines, East	11.35
5	Derrick Franklin (JR), Sioux City, West	11.36
6	Jesse Off (SR), Iowa Falls	11.82

High School Boys' 1600 Meter Run Finals

1	Tom Caughlan (JR), Mason City	4:18.56
2	Troy Trygstad (SR), Forest City	4:19.65
3	Dan Reis, Turkey Valley of Jackson Junction	4:21.42
4	Matt Gabrielson (SR), Belmond-Klemme	4:21.42
5	Matt Canterbury (SR), Sioux City, East	4:22.47
6	Jason Steger (SR), Council Bluffs, Lincoln	4:23.83
7	Shawn Allen (SO), Fort Madison	4:24.68
8	Jacob Overman (SR), Mount Vernon	4:27.93
9	Charlie Kelly (SR), Marshalltown	4:28.43
10	Mike Cunningham (JR), Waukon	4:30.23
11	Greg Dye (SR), Knoxville	4:30.74
12	Sean Moeller (JR), Bettendorf	4:31.18
13	Trevor MacTaggart (SR), Cedar Falls	4:32.75
14	Josh Bottorff (JR), Decorah	4:35.02
15	Ross Conklin (SR), Iowa City	4:35.46
16	Jay Jennessee (SR), Bettendorf	4:35.99
17	Joe Kuehl (JR), Council Bluffs, St. Albert	4:36.54
18	Marc O'Neal (JR), Davenport, Central	4:38.87
	Bryant Arns (SR), Waverly-Shell Rock	DNR
	Dave Repass (SR), Dubuque	DNR
	Peter Hollatz (JR), Centerville	DNR

High School Boys' 3200 Meter Run Finals

1	Rob Brock (JR), Dubuque	9:15.22
2	Matt Gabrielson (SR), Belmond-Klemme	9:21.66
3	Charlie Kelly (SR), Marshalltown	9:22.12

4	Trent Corey (JR), Dubuque	9:26.63
5	Shawn Allen (SO), Fort Madison	9:32.14
6	Troy Trygstad (SR), Forest City	9:35.14
7	Jay Jennessee (SR), Bettendorf	9:36.03
8	Peter Hollatz (JR), Centerville	9:41.04
9	Sean Moeller (JR), Bettendorf	9:42.39
10	Tom Caughlan (JR), Mason City	9:50.72
11	B.J. Weeks (SR), Ballard of Huxley	9:50.97
12	Nick Nordheim (JR), Waukon	9:51.26
13	Tait Steines (JR), Calamus-Wheatland	9:51.95
14	Joe Kuehl (JR), Council Bluffs, St. Albert	9:53.67
15	Mark McPherson (JR), Iowa City	9:57.01
16	Eric Graham, Des Moines, Roosevelt	9:57.82
17	Brandon Williams (JR), Urbandale	9:59.82
18	Jon Voigt (SR), Cedar Falls	10:02.11
19	Bobby Atkins, Des Moines, Roosevelt	10:02.35
20	Matt Trannel (SR), Dubuque, Wahlert	10:03.00
21	Mike Ostreko (JR), Des Moines, Hoover	10:18.63

High School Boys' 110 Meter Hurdles Finals

Wind : +1.28

1	Dustin Avey (SR), Ames	14.51
2	Aaron Abram (SR), Valley of West Des Moines	14.80
3	Dan Colony (JR), Cedar Rapids, Washington	15.08
4	Curt Accola (SR), Ballard of Huxley	15.11
5	Bryan Featherston (SR), Western Dubuque of Epworth	15.12
6	David Kamprath (SR), South O'Brien of Paullina	15.30
7	Matt Hempel (SR), Fairfield	15.37
8	John O'Brien, Williamsburg	15.57

Preliminary Heat 1

Wind : +4.50

1	Dustin Avey (SR), Ames	14.49
2	Curt Accola (SR), Ballard of Huxley	15.22
3	Jason Drewelow (SR), Cedar Rapids, Kennedy	15.47
4	Nathan Glenn (JR), Southeast Polk of Runnells	15.52
5	Joe Byers (SR), Pella	15.70
6	Brandon Davison (JR), Marshalltown	16.54
7	Jack Wilson (SR), Cedar Rapids, Jefferson	17.35

Preliminary Heat 2

Wind : +4.20

1	Aaron Abram (SR), Valley of West Des Moines	14.67
2	Dan Colony (JR), Cedar Rapids, Washington	15.12
3	John O'Brien, Williamsburg	15.37
4	Charley Stelk, Davenport, Assumption	15.38
5	Adam Gordon (SR), Belmond-Klemme	15.42
6	Aaron Clinton (SR), Davenport, North	15.51
7	Jason Payne (JR), Columbus of Columbus Junction	15.56
8	Josh Grau (SR), Tipton	15.61

Preliminary Heat 3

Wind : +6.50

1	Matt Hempel (SR), Fairfield	15.32
2	Andy Jepson (SR), Manson-NW Webster	15.44
3	Cyrus Nichols, Des Moines, Roosevelt	15.48
4	David McDonald (SR), Davenport, Central	15.53
5	Pat Lowe (SR), Des Moines, East	15.59

6	Chris Chantos (JR), Bellevue	16.05
7	Kaiphath Phaydavong (JR), Des Moines, East	16.18
8	Nate Riordan (SR), Winfield-Mt. Union	18.03

Preliminary Heat 4

Wind : +6.00

1	Bryan Featherston (SR), Western Dubuque of Epworth	15.15
2	David Kamprath (SR), South O'Brien of Paullina	15.25
3	Nick Casey (SR), Cherokee	15.83
4	Andy Long (JR), Fort Dodge	16.07
5	Nick Breitfelder (SR), Bellevue	16.36
6	Shane Rundall (JR), Northern Iowa of Cedar Falls	16.51
7	Maurice Davis (SR), Johnston	17.77

High School Boys' 400 Meter Hurdles Finals

1	Dustin Avey (SR), Ames	52.50
2	Bryan Featherston (SR), Western Dubuque of Epworth	54.54
3	Jason Dwight (JR), Iowa City	55.07
4	Chris Norris (SR), Pleasant Valley	56.00
5	Jason Drewelow (SR), Cedar Rapids, Kennedy	59.19
	Nic Weers (SR), Anamosa	DQ-54.27
	Chris Conrad (JR), Valley of West Des Moines	DNF
	Scott Williamson (JR), Centerville	DNR

High School Boys' High Jump Finals

1	Eddie Berlin (SR), Urbandale	6'08"
2	Sean Clark (SR), Manning	6'08"
3	Court Lutgen (SR), North Fayette of West Union	6'07"
4	Joey Brunkhorsst (JR), Iowa Falls	6'05"
5	Dan Colony (JR), Cedar Rapids, Washington	6'05"
6	Egan Hill, Des Moines, Roosevelt	6'05"
7	Joel Johnson (JR), Iowa City	6'05"
8	Adam Corcoran (JR), Johnston	6'03"
9	Todd Vittetoe, Keota	6'03"
10	Ted Vandeventer (SR), Valley of West Des Moines	6'03"
11	Ryan Ridnour (SR), Ames	6'03"
12	Mark Thompson (SR), Waterloo, Columbus	6'03"
	Jason Nekola (JR), South Tama of Tama	NH
	Ben Renshaw (SR), Algona	NH
	Luke Wagner (JR), Dubuque, Hempstead	NH
	Cory Woods, Treynor	NH
	Jereme Lockwood (SR), Aplington-Parkersburg	NH
	Casey Humphrey (SR), Davis County of Bloomfield	NH
	Kevin Kron (SR), Washington	NH
	Tim Wright, Davenport, Assumption	NH
	Eli Kaump (JR), Cedar Rapids, Kennedy	NH
	Scott Armstrong (SR), Indianola	NH
	Lucas Carder (SO), Indianola	NH

High School Boys' Long Jump Finals

1	Jay Frazier (JR), Cedar Rapids, Washington	22'02"
2	Mike Richards (SR), Iowa City	21'11.75"
3	Aaron Spears (SR), Davenport, Central	21'09.75"
4	Binh Hua (SR), Urbandale	21'07.50"
5	Aaron Clinton (SR), Davenport, North	21'05.50"
6	Matt Forbes (SR), Davenport, Assumption	20'09"
7	Eddie Berlin (SR), Urbandale	20'08.50"

8	Corey Young (JR), Cedar Rapids, Jefferson	20'07.75"
9	Marc Grant (SR), BCLUW of Conrad	20'05.75"
10	Kris Netolicky (SR), East Marshall of Le Grand	20'05.25"
11	Jess Holland (SR), Iowa City	20'03.75"
11	Bryan Gilbreath (JR), Waverly-Shell Rock	20'03.75"
13	Vong Xaykosy (JR), Iowa City, West	20'02.75"
14	Tim Dodge (JR), Rockwell-Swaledale	20'00.25"
15	Curt Accola (SR), Ballard of Huxley	19'08.75"
16	Joe Lewis (JR), West Burlington	19'05.75"
17	Mike Hilson, Des Moines, Roosevelt	19'04.75"
18	Josh O'Neil (JR), Shenandoah	18'10.75"
19	Josh Wedemeier (SR), Wapsie Valley of Fairbank	18'09.75"
20	Steve Wedewer (SR), Beckman of Dyersville	16'03.25"
	Jordan Kent (SR), Webster City	Fouls
	Andrew McFedries (SR), Bettendorf	DNC
	Eric Weiford (SR), Oelwein	DNC

High School Boys' Shot Put Finals

1	Andy Erpelding (SR), Davenport, Central	52'10.75"
2	Ryan Harklau (SR), Humboldt	51'10"
3	Matt Monahan, Des Moines, Roosevelt	51'08.25"
4	Tim O'Neill (SR), Davenport, Assumption	51'05.25"
5	Chris Janssen (SR), Algona	51'04.75"
6	Ryan Lehmann (SR), Cedar Rapids, Kennedy	51'04.25"
7	Austin Henning (SO), Washington	51'01"
8	Luke Haverhals, Sioux Center	49'11.50"
9	Josh Giessemann (JR), Dubuque, Hempstead	49'09.50"
10	Matt Eichelberger (SR), Glenwood	49'06.50"
11	Jeremy Johnson (SR), Cedar Rapids, Kennedy	49'04.75"
12	Scott Burch (SR), Fort Madison	49'03"
13	Ryan Simpson (SR), ADM of Adel	48'07.50"
14	Dennis Anderson (FR), Glenwood	48'04.25"
15	Ross Petersen (JR), Algona	48'03.75"
16	Eric Howe (SR), Cedar Rapids, Jefferson	48'03.50"
17	Ben Derry (SR), Boone	47'08.75"
18	Kevin Sieman (SR), Valley of West Des Moines	47'07.50"
19	Casey Prince (SR), Cedar Rapids, Washington	47'05.50"
20	Nate Oswald (SR), Dubuque	47'05.25"
21	Jon Pettlon (SO), East Buchanan of Winthrop	45'07"

High School Boys' Discus Finals

1	Dave Jennings (SR), Nevada	174'04"
2	Brad Travis (JR), Spirit Lake Park	170'07"
3	Zechary Schiebout (SR), Pella Christian	170'00"
4	Eric Varcho (SR), North Scott of Eldridge	160'09"
5	Mike Mai (SR), LeMars, Gehlen	156'07"
6	Brad Joens, Cedar Rapids, Regis	155'04"
7	Jeff Jacobsen (SR), Sac City	153'07"
8	Scott Spurgeon (JR), Boone	152'10"
9	Bryan Daufeldt (SR), West Liberty	152'05"
10	Jeremy Duehr (SR), Dubuque	148'02"
11	Kevin Endelman (JR), Waverly-Shell Rock	145'01"
12	Cory Drees (SR), Atlantic	144'08"
13	Russ Albenesius (SR), Sioux City, Heelan	143'11"
14	A.G. Kruger (JR), Sheldon	143'08"
15	Ryan Harklau (SR), Humboldt	143'06"
16	Mike McKnight (JR), Fort Dodge	142'08"
17	Brad Harms (SR), Grundy Center	142'01"
18	Clint Harrison (SO), Cherokee	141'10"
19	Randy Thomas (JR), Ballard of Huxley	140'06"

20	Dave Forbes (JR), Columbus of Columbus Junction	138'09"
21	Eli Kaump (JR), Cedar Rapids, Kennedy	137'07"
22	Wyatt Hadley (SR), Belmond-Klemme	134'04"
23	Ryan Brant, Mount Vernon	134'02"
24	Austin Henning (SO), Washington	127'05"
25	Jon Pettlon (SO), East Buchanan of Winthrop	126'11"

High School Boys' 4x100 Meter Relay Finals

1	IOWA CITY	42.26
	Dan McMahon, Kahlil Hill Ben Fraga, Merrill Coleman	
2	DES MOINES, EAST	42.68
	Tywon Dudley, Deangelow Dudley Cory Cason, Greg Owens	
3	BETTENDORF	43.11
	Chris Kinsler, Dusty Colvin Andrew McFedries, Marshall Frazier	
4	ANKENY	43.15
	Ryan Sparks, Tony Whitaker Adam Bengé, Joey White	
5	DAVENPORT, ASSUMPTION	43.89
	Deandre Bryant, Kevin Collins Grant Pohlmann, Matt Forbes	
6	JOHNSTON	43.98
	Brent Whipps, Ryan McClanahan Christopher Stafford, Michael Martin	
7	MADRID	44.32
	Bill Albright, Scott Olsen Larry Fuller, Luke Drilling	
	PELLA	DQ
	Sophin Sarin, Kevin DeRonde Josh Roose, Matt Farmer	

*-TIES RECORD of Des Moines East, 1989

Preliminary Heat 1

1	DES MOINES, EAST	42.51
	Tywon Dudley, Deangelow Dudley Cory Cason, Greg Owens	
2	IOWA CITY	42.65
	Dan McMahon, Kahlil Hill Ben Fraga, Merrill Coleman	
3	ANKENY	43.63
	Ryan Sparks, Tony Whitaker Adam Bengé, Joey White	
4	PELLA	44.10
	Sophin Sarin, Kevin DeRonde Josh Roose, Matt Farmer	
5	DAVENPORT, NORTH	44.33
	Brent Browner, Leroy Nimmers Adam Less, Mickey Sisk	
6	NORTH FAYETTE OF WEST UNION	44.63
	Court Lutgen, Lance Guyer Jeff Jensen, Phil Wagner	
7	DES MOINES, ROOSEVELT	46.17
	Cyrus Nichols, David Ferguson Claude Cheatum, Cassius Cooper	

WATERLOO, WEST DNF
Toraino Love, B.J. Smith
Rico Jordan, Josh Graves

Preliminary Heat 2

1 BETTENDORF 43.63
Chris Kinsler, Dusty Colvin
Andrew McFedries, Marshall Frazier

2 JOHNSTON 44.04
Brent Whipps, Ryan McClanahan
Christopher Stafford, Michael Martin

3 NEWTON 44.47
Terry Bricker, Eric Carroll
Todd Karsten, Ryan Makl

4 DOWLING OF WEST DES MOINES 44.54
Bryan Ollie, Charlie Nichols
Shayne Miller, Tom Tavegia

VALLEY OF WEST DES MOINES DNF
Nick Stahly, Aaron Abram
Chris Starostka, Bret Miller

SIOUX CITY, HEELAN DNF
Wray Wright, Troy Schulte
Bob Richter, Ryan Godfrey

MUSCATINE DNF
Mike Each, Steve Robertson
Bryan George, Ryan Nicholson

CEDAR RAPIDS, JEFFERSON DQ
Corey Young, Aaron Kingsbury
Toronald Harris, David Miriovsky

Preliminary Heat 3

1 MADRID 44.21
Bill Albright, Scott Olsen
Larry Fuller, Luke Drilling

2 DAVENPORT, ASSUMPTION 44.24
Deandre Bryant, Tim Wright
Grant Pohlmann, Matt Forbes

3 PERRY 44.51
Olli Tiainen, Andy Glick
Brandon Meinders, Aaron Waggie

4 SPENCER 44.69
David Bernardy, Eric Mauer
Luke Bernardy, Kevin Oestanstad

5 ATLANTIC 45.03
Danny Mueller, James Ehrman
Tom Kucera, Nick Furlong

6 IOWA FALLS 45.58
Jesse Off, Regi Vettraino
Kyle Ingebritson, Matt Stockdale

7 BURLINGTON 47.53
Nick Brown, DeWayne Osborn
Ben Carter, John Johnson

8 DUBUQUE 48.13
Nate Burk, Jim Pillard
Mike Studier, Ryan Johnson

Preliminary Heat 4

1 CLINTON 44.83
Mike Thamontri, Jeremy Glasgow
Brian Young, Jason Johnson

2 PANORAMA OF PANORA 44.93
Nate Keith, Bob McFadden
Shaun Moylan, Travis Geopfert

3 BECKMAN OF DYERSVILLE 45.02
Rob Kennedy, Doug Wessels
Ted Kruse, Joe Kubicek

4 OELWEIN 45.14
James Johnson, Joe Crandall
David Arreola, Dustin Smith

5 SPIRIT LAKE PARK 45.23
Dave Urbanos, Troy Spieker
Joe Feese, Scott Faber

6 DAVENPORT, CENTRAL 45.24
James Thomas, Tony Sisk
Ricky McBride, David McDonald

AMES DNF
Aaron Greving, Ryan Tesdall
David Cheney, Mark Charter

SIOUX CITY, WEST DNF
Tony Salmon, Nick Calvillo
LaVerne Hayes, Derrick Franklin

Preliminary Heat 5

1 WEBSTER CITY 45.22
Erik Hoveland, Kit Thongsouk
Zach Mitchell, Jeremy Runyan

2 ALGONA 45.28
Pat Williams, Ryan Halverson
Collin Freeburg, Brent Heitland

3 DES MOINES, NORTH 45.29
Alex Hilson, Ryan Miner
Ou Meksay, Ray Cole

4 CEDAR RAPIDS, KENNEDY 45.62
Chad Zscherny, J.C. Steinberg
Clint Sheppard, Miles Lavin

5 FAIRFIELD 45.74
Zeb Buckley, Nate Porter
Jeremy Johnson, Brian Burnett

6 MASON CITY 45.83
Ryan Mix, Jeremy Bealer
Dan Youmans, Mike King

PELLA CHRISTIAN DNF
Eric Stam, Joel Van Soelen
Shaun Van Dusseldorp, Thomas Hubers

DAVENPORT, WEST DQ
Nate Meierbachtol, Keith Pearson
Rashad Boswell, Shane Conner

Preliminary Heat 6

1 MOUNT PLEASANT 44.59
Noel Hummell, Nick Pfadenhauer
Chad Menke, Cedric Mullen

2 WATERLOO, EAST 44.72
Jerry Moses, Jr, Jason Sole
DeShon Johnson, Jason Loveless

3 PRAIRIE CITY-MONROE 45.04
Jeff Kinkaid, Shane Schut
J.C. Talley, David Borchardt

4	OGDEN	45.54
	Andy Reutter, Jason Simpson Brad Lyons, Chad Sorenson	
5	BOONE	45.57
	Cory Wood, Troy Schaaf Joe Antons, Nate Chown	
6	MARSHALLTOWN	45.69
	Matt Pilkington, Brandon Davison Brad Hanchak, Nate Hegdahl	
7	CRESTON	45.80
	Mike Mansour, Adam Boden Dustin Spainhower, Brad Adamson	
8	DES MOINES, LINCOLN	46.31
	Michael Shade, Adam Judge Brandon Burns, Reico Kelly	

Preliminary Heat 7

1	CEDAR RAPIDS, WASHINGTON	44.32
	Von Frazier, Marsielle Clark Dan Colony, Jay Frazier	
2	INDIANOLA	45.53
	Brian Labertew, B.J. Gandy Tyson Fehrer, Matt Oberender	
3	URBANDALE	45.71
	D.J. Opdahl, Binh Hua Eric Turner, Eddie Berlin	
4	WEST HANCOCK OF BRITT	46.03
	Jeremy Heyer, Nick May Chad Klein, Justin Palmer	
5	FORT DODGE	46.04
	Andy Bice, Aaron Napier Jermey Fogarty, Leon Clark	
6	WATERLOO, COLUMBUS	46.21
	Mark Thompson, Andy Adams Mark Moothart, Mike Krowe	
7	SIOUX CENTER	46.37
	Dave Jansen, Jeremy Franken Tom Harskamp, Luke Haverhals	
8	LEWIS CENTRAL OF COUNCIL BLUFFS	47.48
	Jesse Forbes, Greg Barnsten Alonzo Grosse, Kyle Coleman	

Preliminary Heat 8

1	CARDINAL OF ELDON	45.06
	Matt Eakins, Aaron Yeager Adam Appelgate, Jeff Adam	
2	CEDAR FALLS	45.34
	Shad Hecht, Matt Hulse Shane King, Jason Dahlstrom	
3	DUBUQUE, HEMPSTEAD	45.71
	Glen Kramer, Jim Skinner Ryan Dasso, Scott Claussen	
4	BELLE PLAINE	45.87
	Charles Cibula, Bill Walton Chris Cibula, Paul Weesner	
5	MANSON-NW WEBSTER	46.14
	Dan Oswald, Greg Geoders Ryan Rost, Mitch McCaulley	

6	WOODBURY CENTRAL OF MOVILLE	47.42
	Greg Chavis, Jason Steffen Dave Wisniewski, Scott Borchers	
7	WESTWOOD OF SLOAN	47.82
	Matt Pithan, A.J. Garr Nate Herbst, Tom Green	
	ALBERT CITY-TRUESDALE	DNR
	Kyle Kolander, Barry Engelmann Chad Buske, Kyle Herrig	

Preliminary Heat 9

1	WAVERLY-SHELL ROCK	45.42
	Bryan Gilbreath, Kevan Mills Cody O'Hare, Kevin Endelman	
2	GARNER-HAYFIELD	45.90
	Brett Schoneman, Cory Graham Troy Stupka, Ryan McVay	
3	WAYNE OF CORYDON	45.97
	Jeff Foster, Josh Hickie Pat McFarland, Nathan Forbes	
4	CLARKE OF OSCEOLA	46.06
	Jason Kiger, Cade Kelly Chad Meyer, Jason Rowe	
5	LEMARS	46.13
	Adam Mohning, Niels Harden Ryan White, Sam Galvin	
6	NORWALK	46.20
	Pete Nutling, J.P. Harkin Devin Collins, Brad Upchurch	
7	MOUNT AYR	46.53
	Chip Williams, Adam Dredge Regan Mason, Robert Martin	
8	CENTRAL CITY	47.27
	Jake Holub, Benji Silver Kevin Hansen, Darrin Silver	

Preliminary Heat 10

1	CEDAR RAPIDS, REGIS	44.65
	Jeremy Luerkens, Shawn Fenton Brent Egger, Matt Johnson	
2	IOWA CITY, WEST	45.06
	Matt Bowersox, Shane Lauthen Nick Busch, Vong Xaykosy	
3	ALTA-AURELIA	45.65
	Michael Norris, Adam Rapp Cory Wuebben, Chris Allen	
4	WILLIAMSBURG	46.07
	David Safina, Jason Meek Chad Driscoll, John O'Brien	
5	ANAMOSA	46.07
	Dan Achenbach, Ben Schwartz Nate Willems, Nic Weers	
6	ADM OF ADEL	46.37
	Doug Cook, Cody Belgarde Justin Bandy, Seth Slater	
7	OTTUMWA	47.21
	Randy Wilharbor, Kelly Newland E. J. Reiser, Eric Ross	

CLARINDA
Billy Williams, Jeremy Latham
Luke Larson, Chad Wellhausen

DQ

Preliminary Heat 11

1	MAQUOKETA	45.96
	Jeremy Starr, Matt Hayes Sage Rosenfels, Kye Bennis	
2	WEST BRANCH	45.97
	Andy Swenson, Tony Senio Matt Wheeler, Curtis Uthe	
3	IOWA MENNONITE OF KALONA	46.15
	Ledru Miller, Stephen Bender Andy Houts, Nate Miller	
4	TREYNOR	46.27
	Jeremy Gearhart, Cory Woods Brian Kalstrup, Tim Wiig	
5	SHENANDOAH	47.02
	Chris Gardner, Curtis Bartles Heath Graham, Josh O'Neil	
6	NORTH MAHASKA OF NEW SHARON	47.17
	Mike Miller, Aaron Moore Casey Barickman, Brad Colligan	
	WASHINGTON	DNF
	Brandon Black, Matt Good Jake Koller, Tanner Pump	
	CHEROKEE	DNF
	Ryan Armstrong, Nick Casey Heath Graybill, Jason Crocker	

Preliminary Heat 12

1	WAPSIE VALLEY OF FAIRBANK	45.21
	Tyler Molstre, Jeremy Zaruba John Goeller, Josh Wedemeier	
2	MEDIAPOLIS	46.20
	Joshua Nelson, Curtis Carrauthers Matthew Cummings, Allen Whitaker	
3	SAC CITY	46.25
	Chad Wallerstedt, Joey Johnston Steve Roland, Michael Thomas	
4	TIPTON	46.40
	Josh Grau, Tim Harden Zach Rogers, Bill Tate	
5	BALLARD OF HUXLEY	46.55
	Curt Accola, Derek Accola Brad Miller, Nick White	
6	PEKIN OF PACKWOOD	46.84
	John Moore, David Rice Grant Gillam, Tate Northcutt	
7	HARTLEY-MELVIN-SANBORN	47.52
	Leon Aaron, Jay Koedam Mike Mohni, Aaron Stoltz	
	LAWTON-BRONSON	DNR

Preliminary Heat 13

1	NORTH POLK OF ALLEMAN	46.00
	Eric DeGraff, Chris Ryan Ben Fjelland, Jason Bailey	

2	CLARION-GOLDFIELD	46.09
	Greg Murphy, Shane German Teron Meinders, Kevin Olson	
3	SOUTHEAST POLK OF RUNNELLS	46.33
	Peter Wagner, Ben Altes Marc Vander Velden, Nathan Glenn	
4	CEDAR RAPIDS, PRAIRIE	46.44
	Adam Rudd, Brian Beaty Grant Kellogg, Josh Umstead	
5	NORTH SCOTT OF ELDRIDGE	46.61
	Adam Voelker, Pete Uitenbroek Paul Wittkowski, Ryan Lau	
6	WEST BURLINGTON	46.63
	Mitch Wegmann, Josh Gahn Justin Trine, Nathan Clem	
7	NEW HAMPTON	46.87
	Robb Steven, Chad Leonard Chris Smith, Ryan Rausch	
8	BEDFORD	47.02
	Ben Grundman, Bruce Sprague Jeremy Nally, Sean Shafar	

Preliminary Heat 14

1	ESSEX	45.94
	Jamie York, Mark Norman Shane Dukes, Steve Franks	
2	SOUTH O'BRIEN OF PAULLINA	46.35
	Pete Johannsen, Karl Schroeder Jon Ruevers, Josh Stamer	
3	DES MOINES, HOOVER	47.35
	Andre Mitchell, Maurice Jackson Brian Bainbridge, Ryan Mitchell	
4	COLUMBUS OF COLUMBUS JUNCTION	47.36
	Tim Prior, Judd Moore Curtis Carey, Jason Woepking	
5	GLENWOOD	52.90
	Aaron Samuelson, Mike Combs Frank Burkybile, Scott Bryson	
	SIOUX CITY, NORTH	DNF
	Jon Deck, Desmond Jones Keith Bonwell, Keevan Simmonds	
	NORTHEAST OF GOOSE LAKE	DNI
	Lucas Rickertsen, Ryan Wisor Craig Christiansen, Jason Heiar	
	ROCKWELL-SWALEDALE	DQ
	Jason Andrews, Darin Eddy Clint Bushbaum, Tim Dodge	

Preliminary Heat 15

1	COUNCIL BLUFFS, JEFFERSON	46.27
	Shawn Goldsberry, Chris LaFerla August Manz, Mark Showers	
2	VENTURA	46.3
	Daniel Fields, Andy Luscomb Jared Ringus, Aaron Rothrock	
3	BATTLE CREEK-IDA GROVE	46.31
	Nathan Buss, Brent Sadler Aaron Uhl, Luke Brinkman	

4	CARROLL	46.51
	Mike McQueen, Tim Cook Kirby DeMoss, Troy Henrich	
5	MARION	46.57
	Alex Dvorsky, Spencer Northway Chad Zrudsky, Josh Claypool	
6	BCLUW OF CONRAD	46.60
	Dan Reece, John Zehr Marc Grant, William Speicher	
	WEST SIOUX OF HAWARDEN	DNR
	Greg Schmidt, Colin Flynn Brad Hamik, Dan Revell	
	WINFIELD-MT. UNION	DQ
	Brian Jones, Jeff Kuehn Brent Venghaus, Nate Riordan	

Preliminary Heat 16

1	GRINNELL	45.22
	Nick Kern, Jason Epperson Drew Sherman, Geoff Jensen	
2	COLO-NESCO	45.40
	Mike Peakin, David Conrad Corey Morris, Gary Backous	
3	CHARLES CITY	46.03
	Chris Grimm, James Fisher Dan Tobin, Chad Severin	
4	APLINGTON-PARKERSBURG	46.55
	Nate Lester, Dusty DeVries Landon Uhlenhopp, Chadd Johnson	
5	DUNKERTON	46.63
	Andy Snyder, Jeff Stickfort Aaron Tissue, Paul Burger	
6	LOUISA-MUSCATINE OF LETTS	46.71
	Jason Miller, Mike Hart Nathan Koppe, Sam Langstaff	
7	KEOKUK	46.79
	Kevin Stinson, Chris Moander Matt Mueller, Nathan Summers	
8	LEMARS, GEHLEN	46.99
	Nick Westergard, Jerrett Fried Travis Mansfield, Jake Ryba	

Preliminary Heat 17

1	SOUTH TAMA OF TAMA	45.98
	Kam Koster, Lorando Williams Emanuel Raiford, Jason Nekola	
2	MONTEZUMA	46.04
	Cory Maxwell, Brent Flander Eric Caves, D.J. Davis	
3	WOODBINE	46.44
	Ryan Allen, Kurt Boustead Brian Rutledge, Eric Moores	
4	NODAWAY VALLEY OF GREENFIELD	46.72
	Daniel Munoz, Lucas Frank Allen Shannon, James Wolfe	
5	HUMBOLDT	46.79
	Adam Hartford, Jason Nielsen Ethan Miller, Ryan Harklau	

6	EAGLE GROVE	47.15
	Andy Lowe, Josh Harrington Brian Lee, Luke Hansen	
	NORTHERN IOWA OF CEDAR FALLS	DQ
	Demetrius Kimbrough, Luke Stater Randall Burton, Ryan Smiley	
	DALLAS CENTER-GRIMES	DQ
	Dan Keltner, Adam Weddell Jake Willrich, Ryan Sander	

Preliminary Heat 18

1	EAST BUCHANAN OF WINTHROP	46.21
	Jason Sullivan, Ed Franck Dave Roepke, Bill Hansen	
2	INDEPENDENCE	46.23
	Jake Svajgl, Justin Beatty Geoff Smith, Scott Williamson	
3	SOLO	46.83
	Keith Mahoney, Nick Mead Ryan Schneider, Kyle Kunkel	
4	SPRINGVILLE	46.89
	Carsten Topp, Jordan Melsha Beau Zaruba, Derik Taube	
5	GRAETTINGER	47.20
	Todd Hough, Jason Schnell Rich Behrends, Chad Shany	
6	WEST LIBERTY	47.39
	Jim Rohner, Justin Howard Chris Napoli,	
7	WEST HARRISON OF MONDAMIN	47.82
	Gary Barrineau, Josh Pospisil Cory Woodward, Chris Mathis	
	ALBIA	DQ
	Justin Buckingham, Stephen Smart Ryan Wilson, Dusty Hutchinson	

Preliminary Heat 19

1	AUDUBON	46.59
	Nate Levis, Steve Sprague Nate King, Jerrod Burns	
2	OKOBOJI OF MILFORD	46.70
	Jesse Leiss, Bryan Traughber Travis Johnson, Eric Holman	
3	BELMOND-KLEMMME	46.84
	John Swisher, Brad Dougherty Ryan Sloth, John Williams	
4	WAUKON	46.95
	Joey Quillin, Alex Steffens Shane Roe, Jeremy Mohwinkle	
5	WINTERSET	46.99
	Curtis Waddingham, Brian Dresback Bob Berry, Brian Tadlock	
6	ELDORA-NEW PROVIDENCE	47.11
	Jim Argyros, Ryan Butler Greg Herrold, Ira Wikert	
7	JEFFERSON-SCRANTON	47.33
	Bryan Sacre, Adam Jones Shaun Meinecke, Nate Richardson	

MISSOURI VALLEY DQ
Jeremy Damon, Jason Kohl
Cody Smith, Mike Aronson

Preliminary Heat 20

1 CAMANCHE 45.77
Kyle Naeve, Mike Temple
Chris Mangelsen, John Naeve
2 LINN-MAR OF MARION 46.26
Greg Schlicte, Nick Bergmeier
Scott Roelofs, Aaron Snyder
3 SOUTHEAST WARREN OF LIBERTY CENTER 46.77
Daniel Keeney, Rich Heemstra
Willie Nelson, Ryan Levine
4 FREDERICKSBURG 46.79
Nathan Steege, Aaron Holthaus
Brandon Uhlenberg, Eric Batterson
5 WALL LAKE VIEW-AUBURN 46.91
Ben Smith, Matt Meister
Travis Hosteng, Jason Harms
6 MOUNT VERNON 47.14
Ken Madson, Ryan Wieseler
Bryce Chapman, Josh Gondek
7 CAM OF ANITA 47.23
Shawn Watson, Eric Hartman
David Bailey, Ryan Rich
8 DAVIS COUNTY OF BLOOMFIELD 47.56
Ryan Grinstead, Casey Humphrey
Kevin Prevo, Jeff Griener

Preliminary Heat 21

1 GLADBROOK-REINBECK 45.82
Jared Johnson, Barry Thede
Jurgen Block, Zach Mathers
2 DENVER 46.11
Dave Devine, Wade Geary
Aaron Tripolino, Tim Fossey
3 OSKALOOSA 46.16
Matt Schefers, Josh Sash
Chad Garrett, Andy Fish
4 CENTERVILLE 46.30
Jerod Torrey, Seth Pace
Alex Jones, Scott Williamson
5 VAN BUREN OF KEOSAUQUA 46.41
Nic Mercer, Sam Allums
Colin Smith, Nathaniel Umphery
6 LISBON 46.54
Nick Brecht, Casey Baxa
Sean Fader, Casey Conner
7 CENTER POINT-URBANA 47.35
Steve Sieck, Tom Hayward
Corey Hahn, Casey Estling
KNOXVILLE DNR
Jamie Klootwyk, Cory Garrington
Bryan Leisure, Randy Vancenbrock

Preliminary Heat 22

1 GRISWOLD 46.45
Jedd Taylor, Dan Towne
Austin Bullington, Nick Turner

2 FOREST CITY 46.90
Mike Wencil, Wade Hinders
Chris Higgins, Casey Hallett
3 CASCADE 47.28
Nick Bettis, Chris Schlemme
Jim Walsh, Chris Curry

High School Boys' 4x200 Meter Relay Finals

1 IOWA CITY 1:27.58
Dan McMahon, Mike Richards
Jason Ringena, Merrill Coleman
2 MUSCATINE 1:29.93
Mike Each, Edwin Colon
Jake Furlong, Ryan Nicholson
3 WATERLOO, WEST 1:30.24
Toraino Love, Josh Kehoe
Rico Jordan, Josh Graves
4 DES MOINES, ROOSEVELT 1:30.40
Cassius Cooper, Mike Hilson
Tony Houston, David Houston
5 ANKENY 1:30.73
Tony Whitaker, Scott Phillips
Kris Froehle, Joey White
6 CEDAR FALLS 1:31.68
Shad Hecht, Matt Hulse
Jason Pierschbacher, Brent Clemons
7 PELLA 1:31.79
Kevin DeRonde, Sophin Sarin
Cory Kerndt, Josh Roose
8 DUBUQUE 1:31.85
Mike Berkley, Pat Ferry
Ryan Johnson, Steve Ruden

Preliminary Heat 1

1 IOWA CITY 1:28.08
Dan McMahon, Jason Ringena
Kahlil Hill, Merrill Coleman
2 WATERLOO, WEST 1:30.70
Toraino Love, Josh Kehoe
Rico Jordan, Josh Graves
3 CEDAR FALLS 1:31.57
Shad Hecht, Matt Hulse
Jason Pierschbacher, Brent Clemons
4 DES MOINES, ROOSEVELT 1:31.64
Cassius Cooper, Mike Hilson
Tony Houston, David Houston
5 SPENCER 1:32.33
David Bernardy, Eric Maurer
Luke Bernardy, Kevin Oestanstad
6 GARNER-HAYFIELD 1:32.49
Brett Schoneman, Cory Graham
Troy Stupka, Ryan McVay
7 DES MOINES, EAST 1:32.61
Cory Cason, Travis Wesley
Jason Irvin, Deangelow Dudley
8 IOWA CITY, WEST 1:33.35
Shane Lauthen, Matt Bowersox
Vong Xaykosy, Nick Busch

Preliminary Heat 2

1 MUSCATINE	1:30.66
Mike Each, Edwin Colon Jake Furlong, Ryan Nicholson	
2 ANKENY	1:31.31
Tony Whitaker, Scott Phillips Kris Froehle, Joey White	
3 DUBUQUE	1:31.56
Mike Berkley, Pat Ferry Ryan Johnson, Steve Ruden	
4 BETTENDORF	1:32.10
Marshall Frazier, Chris Kinsler Rob Colvin, Andrew McFedries	
5 DOWLING OF WEST DES MOINES	1:32.33
Shayne Miller, Bryan Ollie Charlie Nichols, Tom Tavegia	
6 DAVENPORT, NORTH	1:32.71
Brent Browner, Art Simpson Adam Less, Mickey Sisk	
7 INDIANOLA	1:32.77
Chad Brewbaker, C.J. Allen Matt Oberender, Chad Amos	
8 DAVENPORT, CENTRAL	1:33.07
James Thomas, Tony Sisk Ricky McBride, John Ball	

Preliminary Heat 3

1 PELLA	1:31.48
Kevin DeRonde, Sophin Sarin Cory Kerndt, Josh Roose	
2 VALLEY OF WEST DES MOINES	1:31.75
Bret Miller, Aaron Abram Josh Kommer, Nick Stahly	
3 AMES	1:31.93
Brent Antisdell, David Cheney Mark Charter, Matt Loney	
4 PERRY	1:32.63
Olli Tiainen, Chris VanScoy Brandon Meinders, Aaron Waggie	
5 SIOUX CITY, HEELAN	1:32.82
Wray Wright, Troy Schulte Bob Richter, Nick McInerney	
6 SIOUX CITY, WEST	1:33.90
Nick Calvillo, Casey Rooney LaVerne Hayes, Derrick Franklin	
7 DES MOINES, NORTH	1:33.95
Alex Hilson, Joey Johnston Ou Meksay, Ray Cole	
8 SPIRIT LAKE PARK	1:34.79
Dave Urbanos, Troy Spieker Joe Feese, Scott Faber	

High School Boys' 4x400 Meter Relay Finals

1 IOWA CITY	3:20.37
Jess Holland 51.6, Jason Dwight 49.9 Mike Richards 49.7, Jason Ringena 48.2	
2 ANKENY	3:20.81
Tom Wierzbicki 51.6, Kyle Bolejack 50.2 Tony Whitaker 49.2, Joey White 49.8	

3 DES MOINES, ROOSEVELT	3:21.35
Mike Hilson 50.4, Willis Humphrey 51.8 David Houston 49.5, Tony Houston 49.6	
4 AMES	3:23.07
Mark Charter 50.9, David Cheney 52.7 Matt Loney 51.1, Dustin Avey 48.3	
5 VALLEY OF WEST DES MOINES	3:25.02
Andy Stevenson 52.1, Josh Kommer 50.2 Jeremy Sell 52.3, Jud Eastman 50.5	
6 WATERLOO, WEST	3:25.54
Josh Kehoe 50.5, Josh Graves 50.0 Dave Boswell 52.4, B.J. Smith 52.7	
7 DUBUQUE	3:26.21
Mike Berkley, Rob Brock Pat Ferry, Steve Ruden	
8 DUBUQUE, HEMPSTEAD	3:27.53
Brad Cavanagh, Joe Horaney Jeff Weidemann, Ron Mescall	

Preliminary Heat 1

1 DES MOINES, ROOSEVELT	3:19.04
Mike Hilson 49.8, Willis Humphrey 50.7 David Houston 49.4, Tony Houston 49.1	
2 ANKENY	3:19.29
Tom Wierzbicki 50.4, Kyle Bolejack 50.2 Tony Whitaker 49.8, Joey White 48.9	
3 IOWA CITY	3:20.85
Rory Triplett 50.9, Jason Dwight 49.7 Mark Dendinger 51.8, Jason Ringena 48.5	
4 AMES	3:22.02
Mark Charter 50.9, David Cheney 52.2 Matt Loney 50.4, Dustin Avey 48.5	
5 DUBUQUE	3:24.64
Mike Berkley 51.4, Dave Repass 52.8 Pat Ferry 50.3, Steve Ruden 50.1	
6 DUBUQUE, HEMPSTEAD	3:25.04
Brad Cavanagh, Joe Horaney Jeff Weidemann, Ron Mescall	
7 CEDAR RAPIDS, JEFFERSON	3:27.65
Aaron Kingsbury, Jack Wilson Francis Kmiecik, Toronald Harris	
JOHNSTON	DNF
Maurice Davis, Aaron Corcoran Steve Rodriguez, Michael Martin	

Preliminary Heat 2

1 VALLEY OF WEST DES MOINES	3:23.68
Andy Stevenson, Josh Kommer Jeremy Sell 51.6, Jud Eastman 50.8	
2 WATERLOO, WEST	3:24.36
Josh Kehoe 50.3, Josh Graves 49.9 Dave Boswell 52.7, B.J. Smith 52.1	
3 NEWTON	3:25.15
Jason Doland 51.6, Aaron Wood 51.8 Kevin Ferguson 49.8, Ryan Barton 51.9	
4 GARNER-HAYFIELD	3:26.06
Sam Duregger, Matt Keraus Ryan McVay, Cory Graham	

5 INDIANOLA	3:28.05
Brannon Hilton 50.8, Andy Launspach 51.4 C.J. Allen 50.8, Matt Williams 55.5	
6 MUSCATINE	3:28.47
Mike Each 51.3, Edwin Colon 53.5 Ryan Nicholson 51.1, Jake Furlong 52.5	
7 PLEASANT VALLEY	3:31.60
Jon McGee, Wayne Short Tim Hansen, Chris Norris	
8 MASON CITY	3:32.27
Dan Youmans, Scott Tanner Matt Rezab, Mike King	

Preliminary Heat 3

1 CENTERVILLE	3:26.33
Chris Howard 52.7, Jonathan Sherman 52.1 Dwight Ousley 50.3, Scott Williamson 51.2	
2 SPENCER	3:26.73
Eric Maurer 51.3, Jared Davis 53.7 David Bernardy 52.2, Kevin Oestanstad 49.5	
3 LEMARS	3:27.71
Pat Zahourek 52.2, Matt Geiger 53.5 Alex Mohning 52.1, Mike Murphy 49.9	
4 DAVENPORT, ASSUMPTION	3:28.45
Pat Bush, Tim Wright Charley Stelk, Grant Pohlmann	
5 DAVENPORT, CENTRAL	3:28.49
David McDonald, Ricky McBride James Thomas, John Ball	
6 IOWA CITY, WEST	3:30.94
Nick Busch 51.9, Matt Bowersox 54.9 Vong Xaykosy 53.4, Shane Lauthen 50.8	
7 LINN-MAR OF MARION	3:31.83
Neil Nelsen, Dan Cole Mike Roelofs, David Knight	
8 WAVERLY-SHELL ROCK	3:32.15
Phil Soash 53.0, Bryant Arns 52.7 Brandon Biddle 53.2, Chris Bienemann 53.3	

High School Boys' 4x800 Meter Relay Finals

1 INDIANOLA	8:01.36
Andy Launspach, Mark Bresnan Joe Layton, Matt Williams	
2 ANKENY	8:03.04
Ryan Blahauvietz, Shawn Hamersley Bryce Good, Ryan Sears	
3 DUBUQUE, WAHLERT	8:03.46
Matt Seamer, Steve Speirs Andy Nauman, Matt Trannel	
4 IOWA CITY	8:07.66
Sean Triplett, T. J. Elbert Jesse Ammerman, Rory Triplett	
5 DES MOINES, ROOSEVELT	8:10.09
Willis Humphrey, Dameon Hahn Bobby Atkins, Eric Graham	
6 CENTERVILLE	8:10.72
Jonathan Sherman, Chris Howard Scott Williamson, Peter Hollatz	

7 DUBUQUE	8:12.93
Nate Smith, Jeff Duster Sean Sindt, Dave Repass	
8 VALLEY OF WEST DES MOINES	8:16.59
Ethan Mastny, Andy Stevenson Jeremy Sell, James Langdon,	
9 DUBUQUE, HEMPSTEAD	8:18.82
Brad Siegert, Jeff Weidemann Travis McCarthy, Ron Mescall	
10 CEDAR FALLS	8:19.97
Trevor MacTaggart, Jon Voigt Pete Hoekstra, John Bartak	
11 MARSHALLTOWN	8:20.61
Mike Klaas, Rich Miller Brad Gaskill, Matt Brant	
12 PLEASANT VALLEY	8:20.94
Wayne Short, Jon McGee Damen Johnsen, Jeremy Ballou	
13 BETTENDORF	8:21.91
Adam Winger, Ryan Riepe Jeff Rosenberg, Nick Dehner	
14 AMES	8:22.42
Mark Charter, Zach Keller Scott Stevermer, Jake Hanson	
15 DES MOINES, HOOVER	8:22.84
Eric Groen, Bob Shearon Tim Schnoor, Eric Groen	
16 CEDAR RAPIDS, WASHINGTON	8:25.46
Dan Everson, Keith Lesmeister Shane King, Mike Kontz	

High School Boys' Sprint Medley Relay Finals

1 DUBUQUE	3:30.72
Mike Berkley, Pat Ferry Steve Ruden 49.9, Rob Brock 1:54.6	
2 INDIANOLA	3:32.01
Chad Brewbaker, Matt Carlson Brannon Hilton 49.5, Matt Williams 1:56.7	
3 IOWA CITY	3:32.68
Kahlil Hill, Mike Richards Jason Ringena 49.5, Scott Gordon 1:58.6	
4 GARNER-HAYFIELD	3:32.96
Troy Stupka, Ryan McVay Cory Graham, Matt Keraus	
5 CEDAR FALLS	3:33.05
Shad Hecht, Matt Hulse Brent Clemons 49.6, Trevor MacTaggart	
6 NEWTON	3:34.15
Todd Karsten, Ryan Makl Ryan Barton 50.3, Kevin Ferguson 1:57.5	
7 HUMBOLDT	3:38.28
Adam Hartford, Jason Nielsen Chris Taylor 51.3, Jeremy Stattelmann 1:57.9	
8 CENTERVILLE	3:38.79
Alex Jones, Chris Howard Dwight Ousley 51.5, Peter Hollatz 1:57.1	

Preliminary Heat 1

1	DUBUQUE	3:33.00
	Mike Berkley, Pat Ferry Steve Ruden 50.5, Rob Brock 1:56.5	
2	IOWA CITY	3:33.00
	Kahlil Hill, Mike Richards Jess Holland 50.3, Scott Gordon 1:59.6	
3	NEWTON	3:35.48
	Todd Karsten, Ryan Makl Ryan Barton, Kevin Ferguson	
4	MARION	3:39.66
	Spencer Northway, Josh Claypool Dan Tschopp, Casey Swanson	
5	VALLEY OF WEST DES MOINES	3:40.08
	Gerrit Holst, Josh Kommer Jud Eastman 51.5, Ammar Alshash 2:01.5	
6	WATERLOO, WEST	3:40.91
	B.J. Smith, Dave Boswell Nate Richardson, Mark Opheim	
7	BETTENDORF	3:47.49
	Rob Colvin, Marshall Frazier Chris Kinsler, Nick Dehner	
8	MASON CITY	3:55.54
	Dan Youmans, Nathan Gasperi Scott Tanner, Mike King	

Preliminary Heat 2

1	CENTERVILLE	3:35.99
	Alex Jones, Chris Howard Dwight Ousley 50.9, Peter Hollatz 1:56.4	
2	INDIANOLA	3:36.43
	Chad Brewbaker, Brannon Hilton Matt Carlson, Matt Williams	
3	GARNER-HAYFIELD	3:37.54
	Troy Stupka, Ryan McVay Cory Graham, Matt Keraus	
4	CEDAR FALLS	3:37.81
	Shad Hecht, Matt Hulse Brent Clemons 50.0, Trevor MacTaggart 2:01.2	
5	BELMOND-KLEMME	3:39.40
	John Williams, Brad Dougherty Adam Gordon 53.2, Matt Gabrielson 1:57.2	
6	DAVENPORT, CENTRAL	3:41.29
	James Thomas, David McDonald Ricky McBride 52.5, John Ball 2:01.5	
7	WAVERLY-SHELL ROCK	3:43.24
	Bryan Gilbreath, Cody O'Hare Justin Ryan 53.6, Bryant Arns 2:02.4	
	DES MOINES, ROOSEVELT	DQ-FS

Preliminary Heat 3

1	HUMBOLDT	3:39.18
	Adam Hartford, Ross Sleiter Chris Taylor, Jeremy Stattelman	
2	ANKENY	3:40.83
	Kris Froehle, Scott Phillips Tom Wierzbicki, Ryan Blahauvietz	

3	SIoux CITY, HEELAN	3:41.91
	Ryan Godfrey, Oscar Cardenas Nick McInerney, Chad Weatherly	
4	IOWA FALLS	3:42.70
	Jesse Off, Regi Vettraino Rocky Robbins, Mike Afdahl	
5	PLEASANT VALLEY	3:45.11
	Marc Costello, Jon McGee Tim Hansen, Chad Weatherly	
6	NORTHERN IOWA OF CEDAR FALLS	3:48.33
	Randall Burton, Ryan Smiley Demetrius Kimbrough, Luke Stater	
7	MAQUOKETA	3:48.41
	Jeremy Starr, Matt Hayes Ken Wilcox, Kye Bennis	
8	FORT MADISON	3:51.79
	Jason Haessig, Shawn Allen Josh Schwartz, Kevin Lamb	

