


THE 90TH ANNUAL

DRAKE RELAYS



Multi Events

April 23-24, 1999

"Break On Through"

DEC/HEP WEATHER

WED. 21 APR 99

HIGH 62° F.

5-10 SHIFTING WIND

MOSTLY CLOUDY

THURS. 22 APR 99

HIGH 55° F.


10-20 NE WIND

CLOUDY - SOME LIGHT RAIN

<p>Kip Janvrin Visa # : 45 Grade: Age/Sex: Men Competing Total Pts: 7819 Overall Place: 1</p> <p>100 MTR 11.32 (-2.37) Pts: 791; Plc: 3 LONG JUMP 7.03m / 23'00.75" () Pts: 821; Plc:1 SHOT PUT 13.79m / 45'03.00" Pts: 715; Plc: 2 HIGH JUMP 1.90m / 6'02.75" Pts : 714; Plc: 4 ----- DAY 2----- 400 MTR 48.66 Pts: 877; Plc:1 110m HURD 15.02 (2.33) Pts: 847; Plc: 3 DISCUS 40.70m / 133'06" Pts: 679 / Plc: 1 POLE VAULT 4.90m / 16'00.75" Pts: 880 / Plc: 1 JAVELIN 56.94m / 186'10" Pts: 692; Plc: 1 1500 MTR 4:21.22 Pts: 803; Plc: 1</p>	<p>Kamau Sullivan Warrensburg, Mo # : 80 Grade: Age/Sex: Men Competing Total Pts: 7263 Overall Place: 2</p> <p>100 MTR 11.11 (-1.48) Pts: 836; Plc: 1 LONG JUMP 7.02m / 23'00.50" () Pts: 818; Plc:2 SHOT PUT 12.69m / 41'07.75" Pts: 648; Plc: 3 HIGH JUMP 2.11m / 6'11.00" Pts : 906; Plc: 1 ----- DAY 2----- 400 MTR 52.14 Pts: 719; Plc:9 110m HURD 14.71 (2.33) Pts: 885; Plc: 1 DISCUS 37.92m / 124'05" Pts: 622 / Plc: 4 POLE VAULT 4.60m / 15'01.00" Pts: 790 / Plc: 2 JAVELIN 51.00m / 167'04" Pts: 603; Plc: 4 1500 MTR 5:22.73 Pts: 436; Plc: 10</p>	<p>Stevie Keller Montana State # : 6403 Grade: Age/Sex: Men Competing Total Pts: 7168 Overall Place: 3</p> <p>100 MTR 11.57 (-1.49) Pts: 738; Plc: 6 LONG JUMP 6.58m / 21'07.25" () Pts: 716; Plc:5 SHOT PUT 14.36m / 47'01.50" Pts: 750; Plc: 1 HIGH JUMP 1.90m / 6'02.75" Pts : 714; Plc: 4 ----- DAY 2----- 400 MTR 50.02 Pts: 814; Plc:3 110m HURD 15.22 (2.41) Pts: 823; Plc: 5 DISCUS 40.48m / 132'10" Pts: 674 / Plc: 2 POLE VAULT 3.90m / 12'09.50" Pts: 590 / Plc: 8 JAVELIN 51.00m / 167'04" Pts: 603; Plc: 4 1500 MTR 4:29.75 Pts: 746; Plc: 2</p>	<p>Ty Wynn Hastings, Neb # : 91 Grade: Age/Sex: Men Competing Total Pts: 6769 Overall Place: 4</p> <p>100 MTR 11.72 (-2.63) Pts: 707; Plc: 9 LONG JUMP 6.55m / 21'06.00" () Pts: 709; Plc:6 SHOT PUT 11.30m / 37'01.00" Pts: 564; Plc: 6 HIGH JUMP 1.84m / 6'00.50" Pts : 661; Plc: 7 ----- DAY 2----- 400 MTR 50.11 Pts: 810; Plc:4 110m HURD 15.35 (2.33) Pts: 808; Plc: 6 DISCUS 29.70m / 97'05" Pts: 459 / Plc: 10 POLE VAULT 4.40m / 14'05.25" Pts: 731 / Plc: 4 JAVELIN 53.54m / 175'08" Pts: 641; Plc: 2 1500 MTR 4:40.14 Pts: 679; Plc: 3</p>	<p>Doug Hill Indiana State # : 546 Grade: Age/Sex: Men Competing Total Pts: 6722 Overall Place: 5</p> <p>100 MTR 11.39 (-1.49) Pts: 776; Plc: 5 LONG JUMP 6.34m / 20'09.75" () Pts: 661; Plc:9 SHOT PUT 10.93m / 35'10.50" Pts: 542; Plc: 7 HIGH JUMP 1.84m / 6'00.50" Pts : 661; Plc: 7 ----- DAY 2----- 400 MTR 49.98 Pts: 816; Plc:2 110m HURD 14.90 (2.41) Pts: 862; Plc: 2 DISCUS 30.78m / 101'00" Pts: 480 / Plc: 9 POLE VAULT 4.60m / 15'01.00" Pts: 790 / Plc: 2 JAVELIN 46.24m / 151'08" Pts: 533; Plc: 6 1500 MTR 4:53.02 Pts: 601; Plc: 6</p>	<p>Chad Gillespie Doane # : 1479 Grade: Age/Sex: Men Competing Total Pts: 6632 Overall Place: 6</p> <p>100 MTR 11.57 (-2.63) Pts: 738; Plc: 6 LONG JUMP 6.70m / 21'11.75" () Pts: 743; Plc:3 SHOT PUT 10.75m / 35'03.25" Pts: 531; Plc: 8 HIGH JUMP 1.99m / 6'06.25" Pts : 794; Plc: 2 ----- DAY 2----- 400 MTR 51.22 Pts: 759; Plc:8 110m HURD 16.40 (1.78) Pts: 688; Plc: 9 DISCUS 34.90m / 114'06" Pts: 562 / Plc: 5 POLE VAULT 4.10m / 13'05.25" Pts: 645 / Plc: 7 JAVELIN 51.32m / 168'04" Pts: 608; Plc: 3 1500 MTR 4:59.32 Pts: 564; Plc: 7</p>
---	--	--	--	---	---

Eric Bredenkamp Nebraska-Kearney #: 1745 Grade: Age/Sex: Men Competing Total Pts: 6554 Overall Place: 7	Sean Clark Central #: 1396 Grade: Age/Sex: Men Competing Total Pts: 6460 Overall Place: 8	Brock Bedwell Simpson #: 1922 Grade: Age/Sex: Men Competing Total Pts: 6160 Overall Place: 9	Allen Lakomiak Southern Illinois #: 922 Grade: Age/Sex: Men Competing Total Pts: 5997 Overall Place: 10	Travis Geopfert Northern Iowa #: 838 Grade: Age/Sex: Men Withdrawn Total Pts: 2699 Overall Place:
100 MTR 11.27 (-2.37) Pts: 801; Plc: 2 LONG JUMP 6.63m / 21'09.00"	100 MTR 11.80 (-2.63) Pts: 691; Plc: 10 LONG JUMP 6.53m / 21'05.25"	100 MTR 11.59 (-1.49) Pts: 794; Plc: 8 LONG JUMP 6.26m / 20'06.50"	100 MTR 11.36 (-1.48) Pts: 782; Plc: 4 LONG JUMP 6.43m / 21'01.25"	100 MTR 11.27 (-1.49) Pts: 801; Plc: LONG JUMP 6.24m / 20'05.75"
() Pts: 727; Plc:4 SHOT PUT 10.62m / 34'10.25"	() Pts: 704; Plc:7 SHOT PUT 11.52m / 37'09.50"	() Pts: 644; Plc:10 SHOT PUT 11.86m / 38'11.00"	() Pts: 682; Plc:8 SHOT PUT 9.83m / 32'03.00"	() Pts: 639; Plc: SHOT PUT 13.49m / 44'03.25"
Pts: 523; Plc: 9 HIGH JUMP 1.90m / 6'02.75"	Pts: 577; Plc: 5 HIGH JUMP 1.93m / 6'04.00"	Pts: 598; Plc: 4 HIGH JUMP 1.81m / 5'11.25"	Pts: 475; Plc: 10 HIGH JUMP 1.69m / 5'06.50"	Pts: 697; Plc: HIGH JUMP m /
Pts : 714; Plc: 4 ----- DAY 2-----	Pts : 740; Plc: 3 ----- DAY 2-----	Pts : 636; Plc: 9 ----- DAY 2-----	Pts : 536; Plc: 10 ----- DAY 2-----	Pts : ; Plc: ----- DAY 2-----
400 MTR 51.09 Pts: 765; Plc:7 110m HURD 15.18 (1.78) Pts: 828; Plc: 4 DISCUS	400 MTR 52.96 Pts: 683; Plc:10 110m HURD 15.55 (2.41) Pts: 784; Plc: 7 DISCUS	400 MTR 50.44 Pts: 794; Plc:5 110m HURD 16.00 (1.78) Pts: 733; Plc: 8 DISCUS	400 MTR 50.85 Pts: 776; Plc:6 110m HURD 16.90 (2.33) Pts: 635; Plc: 10 DISCUS	400 MTR Pts: ; Plc: 110m HURD () Pts: ; Plc: DISCUS 0.00m / Pts: / Plc: POLE VAULT 3.80m / 12'05.50"
POLE VAULT 4.40m / 14'05.25" Pts: 731 / Plc: 4 JAVELIN 42.12m / 138'02" Pts: 473; Plc: 9 1500 MTR 5:10.64 Pts: 500; Plc: 8	POLE VAULT 4.20m / 13'09.25" Pts: 673 / Plc: 6 JAVELIN 42.90m / 140'09" Pts: 484; Plc: 7 1500 MTR 5:11.06 Pts: 498; Plc: 9	POLE VAULT 3.30m / 10'69.75" Pts: 431 / Plc: 10 JAVELIN 42.22m / 138'06" Pts: 474; Plc: 8 1500 MTR 4:50.72 Pts: 614; Plc: 4	POLE VAULT 3.80m / 12'05.50" Pts: 562 / Plc: 9 JAVELIN 39.96m / 131'01" Pts: 442; Plc: 10 1500 MTR 4:52.46 Pts: 604; Plc: 5	POLE VAULT 3.80m / 12'05.50" Pts: 562 / Plc: JAVELIN m / Pts: ; Plc: 1500 MTR Pts: ; Plc:

**THE 90TH ANNUAL
DRAKE RELAYS**



***University/College Men's Results
April 23-24, 1999
"Break On Through"***

1999 Drake Relays

Drake University, Des Moines, Iowa
Friday-Saturday, April 23-24, 1999

UNIVERSITY, COLLEGE & INVITATIONAL MEN

FRIDAY WEATHER: MORNING - 41 degrees, cloudy with winds out the North at 12-15 mph. FRIDAY AFTERNOON WEATHER- 53 degrees, cloud with winds from the Northeast at 7-10 mph. Attendance--15,828.

SATURDAY WEATHER: MORNING - Clear and sunny. 48 degrees at 8 p.m. With winds from the East 6-9 mph. Noon temp was 57 degrees. SATURDAY WEATHER - Clear and sunny with afternoon high of 63 degrees. Winds mostly from the East at 8-10 mph. Attendance--18,000 (34th straight Saturday sellout)

Software by Track-on-a-Mac... 1-800-PETE-MAC

4/28@12:55 AM

University & College Men's 100 Meter Dash Finals

Wind: -2.11

1	Tre Gardner, Baylor	10.52
2	Quinn Harris, Iowa State	10.54
3	Michael Martin, Texas Sournern	10.55
4	Luke Drilling, Drake	10.63
5	Steve Burkholder, Minnesota	10.72
6	Randy Thompson, Iowa State	10.74
7	Wendell Faria, McKendree	10.83
	JaWarren Hooker, Washington	DNS

Preliminary Heat 1

Wind: +1.68

1	Michael Martin, Texas Southern	10.39
2	Luke Drilling, Drake	10.41
3	Steve Burkholder, Minnesota	10.49
4	Tre Gardner, Baylor	10.55
5	Blaine Wiley, Southwest Texas State	10.89
6	Courtney Charles, Lewis	10.95
7	Anthony Harris, Hastings	11.11

Preliminary Heat 2

Wind : +2.54

1	Wendell Faria, McKendree .	10.66
2	Anthony Branch, Iowa	10.66
3	Tom Green, South Dakota	10.69
4	Jeff Adam, Northern Iowa	10.75
5	Willem Ryan, Washington	10.75
6	Andre Horn, Texas-Arlington	10.77
7	Shawn James, Drake	10.86
8	Kurt Felix, Iowa	10.88

Preliminary Heat 3

Wind : +1.48

1	Quinn Harris, Iowa State	10.50
2	Devon Davis, Northern Iowa	10.61
3	Anthony Garnett, North Dakota State	10.69
4	Randy Davis, Baylor	10.89

5	Zach Wood, Texas-Arlington	10.93
6	Mark Walcott, Illinois State	10.93
	Primus Ashhada, Florida Memorial	DNS
	Carlos Posey, Missouri	DNS

Preliminary Heat 4

Wind : +2.78

1	Randy Thompson, Iowa State	10.41
2	JaWarren Hooker, Washington	10.56
3	David Tomlin, Kansas	10.63
4	Noah Stiles, Northern Colorado	10.77
5	Rondell Moore, Wichita State	10.86
6	Jabari Chavis, Eastern Michigan	10.92
7	Cameron Mabry, Eastern Illinois	10.99
8	Gerald Rasool, Eastern Michigan	11.02

Men's Special 200 Meter Dash Finals

Wind: -0.85

1	Kevin Little, US West	20.64
2	Andre Morris, Fili	20.93
3	Caimin Douglas, Texas-El Paso	21.20
4	Willem Ryan, Washington	21.65
	Luke Drilling, Drake	DNF
	Orlando McKee, Carbondale, Ill.	DNS
	Rah'sheen Clay, Bowling Green, Ohio	DNS
	Michael Martin, Texas Southern	DNS

Men's Special 400 Meter Dash Finals

Wind:

1	Clement Chukwu, Eastern Michigan	45.86
2	Brandon Coutts, Baylor	46.28
3	Chad White, Eastern Illinois	46.75
4	Chris Cochran, Notre Dame	47.82
5	Andre Morris, Fili	47.87
	Butch Reynolds, Unattached	DNS
	Mark Miller, Kentucky	DNS

University & College Men's 800 Meter Run Finals

Wind:

1	Kenneth Koech, McKendree	1:47.77
2	Werner Botha, Wichita State	1:49.14
3	Jeff DeLong, Central Michigan	1:49.86
4	Klint Wescom, Illinois State	1:50.46
5	Jesse Sand, Drake	1:51.16
6	Terry Haley, Marquette	1:51.50
7	Heith Janke, North Dakota State	1:51.65
8	Pat Miller, Bowling Green State	1:52.08
9	Istvan Nagy, Kansas State	1:52.58
10	Jon Lindaman, Central	1:52.73
11	Greg O'Hair, Purdue	1:56.48

Masters Men's 800 Meter Run Finals

Wind:

1	Dan Futrell, Black Jack, Mo.	2:03.19
2	Mike McDowell, Moline, Ill.	2:03.83
3	Bob Prince, Sioux City, Ia.	2:04.17
4	Murray Nelson, West Des Moines, Ia.	2:06.46
5	Bruce Frey, Moon Township, Pa.	2:09.46
6	Paul Gorden, Bloomington, Ill.	2:11.85
7	John Anderson, Huxley, Ia.	2:12.23
8	Ron Hershey, Reno, Nev.	2:12.51
9	Burton Adrian, Cedar Falls, Ia.	2:12.86
10	Mike Davis, Danville, Cal.	2:13.33
11	Scott Caldwell, Bloomington, Ill.	2:13.52
12	Phil Grinvalds, West Des Moines, Ia.	2:14.26
13	Paul Cook, Wheaton, Ill.	2:14.40
14	Gary Scholten, Johnston, Ia.	2:15.19
15	Wayne Shafer, Winterset, Ia.	2:17.26
16	Peter Wielgos, Newport Coast, Cal.	2:18.27
17	Delbert Christensen, Cedar Rapids, Ia.	2:18.94
18	Mike Fitzpatrick, Janesville, Wis.	2:19.16
19	Mike Straubel, Valparaiso, Ind.	2:19.99
20	John Garcia, Chicago, Ill.	2:22.86
21	Dan Rohner, Dubuque, Ia.	2:23.24
22	Stan Zawistowski, Des Moines, Ia.	2:23.26
23	Roger Johnson, Urbandale, Ia.	2:23.85
24	Vaughan Eddy, Bettendorf, Ia.	2:25.50
25	Rick Van Scoy, Dawson, Ia.	2:29.25
26	Terry Cornelius, Blue Springs, Mo.	2:29.60
27	Bob Saunders, West Des Moines, Ia.	2:30.10

University & College Men's 1500 Meter Run Finals

Wind:

1	Christian Goy, Illinois State	3:46.30
2	Jason Bialka, Eastern Illinois	3:47.33
3	Chris Schaefer, Loras	3:49.65
4	Ben Reese, Eastern Michigan	3:50.08
5	Chris Ledford, Washington	3:50.72
6	Troy Trygstad, Drake	3:51.91
7	Peter Madsen, Illinois State	3:52.94
8	Mike Mwangong, Iowa State	3:54.98
9	Zach Davies, Kansas State	3:55.14
10	Geoff Perry, Washington	3:59.49
11	Chris Hernandez, Purdue	4:01.89

Men's Special Mile Finals

Wind:

1	Mark Hauser, HSI	4:00.59
2	Paul McMullen, Flynn Sports	4:04.60
3	Jason Owen, Minnesota	4:05.84
4	Nick Burrow, South Dakota State	4:07.29
5	Jared Wilmes, Columbia	4:09.42
6	Ryan Pirtle, Columbia	4:10.08
7	Art Siemers, Adidas	4:11.00
8	Steve Scott, Sub Four	4:21.54
	Dan Horyn, Illinois	DNF

University & College Men's 3000 Meter Steeplechase

Wind:

1	Henrik Skoog, Texas-Arlington	8:52.17
2	Mike Farrell, McKendree	8:56.86
3	Levente Timer, Northern Iowa	8:58.26
4	Chris Bailey, Illinois State	9:00.29
5	Andy Morris, Iowa	9:05.93
6	Steve Hackworth, Northern Colorado	9:10.50
7	Jason Gantt, Illinois State	9:14.19
8	Philemon Too, Iowa State	9:14.86
9	Dario Espinoza, Texas-El Paso	9:16.06
10	Jimmy Weckesser, Bowling Green State	9:16.64
11	Jon Chenier, Marquette	9:18.96
12	Jeremy Lyon, Arizona	9:25.81
13	Cary Stidham, Tulsa	9:27.76
14	Kevin Kriegel, Wisconsin-Milwaukee	9:32.65
15	Brent Stover, Kansas State	9:33.95
16	Jon Russell, Illinois	9:40.62

Invitational Men's 5000 Meter Run Finals

Wind:

1	Eric Pierce, Minnesota	14:14.31
2	Jason Lehmkuhle, Drake	14:14.95
3	Drew Griffin, Georgia	14:21.03
4	Paul Ndachi, North Texas	14:22.15
5	Michael Green, Troy State	14:24.38
6	Joseph Kogo, Minnesota State-Mankato	14:29.22
7	Mark McKeown, South Dakota State	14:37.15
8	Nick Nordheim, Iowa	14:41.92
9	Jessie Thomas, Stanford	14:42.07
10	Lars Juhl, Illinois State	14:44.28
11	Blake McDowell, Eastern Michigan	14:45.22
12	Daniel Parris, Stanford	14:51.56

Invitational Men's 10,000 Meter Run Finals

Wind:

1	Matt Thull, Oshkosh TC	30:02.54
2	Colin Jones, Lewis	30:03.90
3	Chris Kebenei, McKendree	30:07.52
4	Jeremy Parks, Southern Illinois	30:20.55
5	Zac Schendel, Drake	30:40.19
6	Jacob Brundage, Central Michigan	30:43.12
7	Mark Reed, Eastern Michigan	30:44.97
8	Robby Lane, Northwest Missouri State	30:47.35
9	Mark Schamberg, Augustana-SD	30:48.18

10	Jason Probasco, South Dakota	30:51.42
11	Eric Hartmark, Minnesota	30:58.28
12	Dan Flaute, Bowling Green State	31:02.58
13	Jackson Makene, McKendree	31:09.86
14	Samuel Lagu, Iowa State	31:22.06
15	Noah Randles, South Dakota	31:22.79
16	Ciaran Doogan, Texas-Arlington	31:24.00
17	Mike Larsen, Missouri	31:34.07
18	Rory Sneyd, Eastern Michigan	31:37.85
19	Jeremy Campbell, Georgia	31:51.05
20	Nate Knudson, Wisconsin-Milwaukee	32:01.92
21	Rob Glatz, Bowling Green State	32:09.53
22	Aaron Usher, Bowling Green State	32:31.18
23	Matt Lucas, Central Missouri State	32:46.92
24	Matt Roman, Oklahoma	33:23.73

University & College Men's 110 Meter Hurdles Finals

Wind: -2.38

1	Jason Woods, Iowa State	13.91
2	Justin Hyde, Iowa State	14.03
3	Greg Richardson, Central Michigan	14.04
4	Aubrey Herring, Indiana State	14.17
5	Sherman Armstrong, Illinois	14.19
6	Michael Smith, Baylor	14.45
7	Martin Dossett, Baylor	14.74
8	Gabe Spezia, Eastern Illinois	14.86

Preliminary Heat 1

Wind: +0.93

1	Michael Smith, Baylor	14.40
2	Derrick James, Southwestern Louisiana	14.43
3	Vytautas Kancleris, Hastings	14.51
4	Eric Patterson, Kansas	14.57
5	Egbert Felix, Boise State	14.74
6	Jalilu Mayo, Eastern Michigan	14.80
7	Sam Sheffer, Eastern Michigan	14.80
8	Clive Roberts, Central Michigan	15.13

Preliminary Heat 2

Wind : +1.35

1	Jason Woods, Iowa State	13.7
2	Gabe Spezia, Eastern Illinois	13.8
3	Sherman Armstrong, Illinois	13.8
4	Adrian Dunbar, Iowa State	14.0
5	Jeff Sander, Central Missouri State	14.2
6	Mikal Porter, Indiana State	14.3
7	DeVonte Taylor, Texas Southern	14.9
	John Cordes, Sam Houston State	DQ-19.0

Preliminary Heat 3

Wind : +1.52

1	Justin Hyde, Iowa State	13.87
2	Aubrey Herring, Indiana State	13.99
3	Paul Sehze, Toledo	14.19
4	Wes Hinze, Nebraska-Kearney	14.90
5	Joshua Renz, Washington	14.99
6	Nic McGhie, Boise State	15.10
7	Adam DeCook, Augustana-SD	15.39

Lee Mays, Texas-El Paso DQ

Preliminary Heat 4

Wind : +0.96

1	Greg Richardson, Central Michigan	14.03
2	Martin Dossett, Baylor	14.26
3	Ben Meyer, Washington	14.43
4	Luke Pfeifer, North Dakota State	14.61
5	Glenn Haley, Southeast Missouri State	14.89
6	Joe Ouellette, Marquette	15.10
7	Jerome Rodgers, Eastern Michigan	16.29
	Justin Poots, Iowa	DQ-FS

University & College Men's 400 Meter Hurdles Finals

1	Michael Smith, Baylor	51.10
2	Jeff Ellis, Kentucky	51.27
3	Sasha Cesaratto, Boise State	52.34
4	Loren King, Southern Illinois	52.62
5	Francy Lovis, Eastern Michigan	52.85
6	Bob Quade, Minnesota	53.54
	Rudo Alexander, Georgia	dnf
	Ken Garrett, Georgia	dns

Preliminary Heat 1

Wind:

1	Jeff Ellis, Kentucky	52.31
2	Jeremy Zimney, North Dakota	53.50
3	Burke Bockman, Northern Iowa	54.29
4	Lashawn Alexander, Toledo	54.77
5	Rodney Crosby, Toledo	56.13
6	Jay Parham, Arkansas State	58.03

Preliminary Heat 2

Wind :

1	Rudo Alexander, Georgia	52.31
2	Loren King, Southern Illinois	52.60
3	Sasha Cesaratto, Boise State	52.79
4	Brock Boettcher, Northern Iowa	53.37
5	Mark Warder, St. Thomas	54.04
6	Heath Guthery, Central Oklahoma	56.24

Preliminary Heat 3

Wind :

1	Michael Smith, Baylor	52.79
2	Francy Lovis, Eastern Michigan	52.91
3	Bob Quade, Minnesota	53.14
4	Keith Aumiller, Truman State	53.59
5	Ryan Smith, Morningside	54.31
6	Martin Dossett, Baylor	56.44
7	Kristian Fagerland, Missouri	56.45
	Ken Mueller, Marquette	DNS

Preliminary Heat 4

Wind :

1	Ken Garrett, Georgia	52.62
2	Chris Trenn, Arkansas State	53.29
3	Adam Hudson, Southwest Texas State	54.42
4	Nic Weers, Iowa State	54.68

5	Glenn Haley, Southeast Missouri State	54.80
6	Dan Johnston, Washington	55.19
7	Matt Eckert, South Dakota	56.80

Invitational Men's 400 Meter Hurdles Finals

Wind:

1	Derrick Adkins, Vector Sports	48.99
2	Joey Woody, Reebok	49.26
3	Calvin Davis, Adidas	49.78
4	Bayano Kamani, Baylor	50.23
5	Maurice Mitchell, US West	51.07
6	Nick Stewart, Texas-El Paso	51.32
7	Monte Raymond, Hawkeye TC	52.68
8	Jeff Allen, Stanford	52.71

University Men's 4x100 Meter Relay Finals

Wind:

1	TEXAS-EL PASO Ronald Promesse, Caimin Douglas Lee Mays, Wayne Johnson	39.72
2	NORTH TEXAS Tramaine Baker, Jeff Hudson Carlos Yearwood, Detriion Woodson	39.95
3	IOWA Kurt Felix, Anthony Branch Tim Dodge, Bashir Yamini	40.19
4	IOWA STATE Quinn Harris, Robert Brown Lamont Johnson, Randy Thompson	40.27
5	TEXAS-ARLINGTON Zach Wood, Andre Hom Patrick James, Dorian Cockrell	41.15
6	BOISE STATE Jamial Rolle, Corey Nelson Nic McGhie, Egbert Felix	41.26
	ILLINOIS Babatunde Ridley, George McDonald Lary Davis, Sherman Armstrong	DNF
	BAYLOR Martin Dossett, Peter Hauser Randy Davis, Tre Gardner	DNS

Preliminary Heat 1

Wind:

1	IOWA Kurt Felix, Anthony Branch Tim Dodge, Bashir Yamini	40.91
2	TEXAS-EL PASO Ronald Promesse, Caimin Douglas Lee Mays, Wayne Johnson	40.91
3	DRAKE Shawn James, Kurt Hagemann Mike Williams, Luke Drilling	41.36
4	EASTERN MICHIGAN Jalilu Mayo, Fabian Rollins Jabari Chavis, Gerald Rasool	41.47
5	INDIANA STATE Rich Yackley, Kyle Johnson Aubrey Herring, Craig Brown	41.64
6	KANSAS Grady Blackmon, David Tomlin Jabari Wamble, Tywanne Aldridge	42.69
	WESTERN ILLINOIS Ephron Crump, Desmond Bynum Adam Hill, Tywone Kingsby	DNF

Preliminary Heat 2

Wind :

1	NORTH TEXAS Tramaine Baker, Jeff Hudson Carlos Yearwood, Detriion Woodson	40.60
2	TEXAS-ARLINGTON Zach Wood, Andre Hom Patrick James, Dorian Cockrell	41.14
3	BOISE STATE Jamial Rolle, Corey Nelson Nic McGhie, Egbert Felix	41.34
4	TEXAS SOUTHERN Goldy Jackson, Michael Martin DeVonte Taylor, Cortez Hankton	41.34
5	SOUTHERN ILLINOIS Romante Archer, Chris Robinson Brad Bowers, Anthony White	41.60
6	ILLINOIS STATE Mark Walcott, Dan Schrock Chris Sims, Steve Cotman	42.05
7	ARKANSAS STATE Kevin Wright, Chris Trenn Roderick Wilburn, Jason Hinton	42.08

Preliminary Heat 3

Wind :

1	IOWA STATE Quinn Harris, Robert Brown Lamont Johnson, Randy Thompson	40.71
2	BAYLOR Martin Dossett, Peter Hauser Randy Davis, Tre Gardner	41.14
3	ILLINOIS Babatunde Ridley, George McDonald Larry Davis, Sherman Armstrong	41.20
4	WASHINGTON Willem Ryan, Tyler Rose James Mackey, JaWarren Hooker	41.38
5	NORTHERN IOWA Travis Geopfert, Jeff Adam Marshall Frazier, Devon Davis	41.43
6	CENTRAL MICHIGAN Clive Roberts, Emerson Jones Greg Richardson, Shaka Dhladhla	42.41
7	TOLEDO Paul Sehzue, Charles Moses Desi Stewart, Lashawn Alexander	43.63

College Men's 4x100 Meter Relay Finals

Wind:

1	OKLAHOMA BAPTIST Jason Mathis, Corey Coleman Jamaal Jackson, David Phillips	41.05
2	MCKENDREE Geramy Hamilton, Wendell Faria Scott Compton, Marvin Taylor	41.06
3	NORTH DAKOTA STATE Pat Irgens, Anthony Garnett Jason Breitzman, Justin Lockhart	41.33
4	SOUTH DAKOTA Darren Smith, Manual Williams Chad Russell, Tom Green	41.39
5	NORTHERN COLORADO David Cruz, Lennis Campbell Eric Neison, Noah Stiles	41.62

6	MINNESOTA-DULUTH Eric Farnum, Jared Nerison John Hansen, Erik Hanson	41.64
7	LEWIS Lionel Grandison, Courtney Charles Jason Kimbrough, Mike Austin	41.73
8	NEBRASKA-KEARNEY Wes Hinze, Eric Bredenkamp Dave Poparad, Joel Janecek	41.89

Preliminary Heat 1

Wind:

1	MCKENDREE Geramy Hamilton, Wendell Faria Scott Compton, Marvin Taylor	41.54
2	NEBRASKA-KEARNEY Wes Hinze, Eric Bredenkamp Dave Poparad, Joel Janecek	41.87
3	SOUTH DAKOTA Tom Green, Manual Williams Chad Russell, Darren Smith	42.09
4	COE Ryan Scriver, Kye Bennis Aaron Foreman, Tanner Pump	43.31
5	SIMPSON Todd DeWoody, Brandon Haigh, Brent Miller, Kevin Ferguson	43.73
5	WISCONSIN-EAU CLAIRE Scott Whirry, Reuben Ndjeruwan Brian Leonard, Steve Crutchley	42.63
6	LINCOLN Dione Grubbs, Jonathon Reid Sandval Pitts, Delawn Leggett	43.15
7	FORT HAYS STATE Rodney Mitchell, Jason Hudson Ryan Melvin, Joe Spangler	43.54
	ST. CLOUD STATE Tim Koupal, Tim Evanson Blake King, Larry Miller	dnf

Preliminary Heat 2

Wind :

1	OKLAHOMA BAPTIST Jason Mathis, Corey Coleman Jamaal Jackson, David Phillips	41.44
2	INDIANAPOLIS Gary Isza, Bryan Sammet Ernest Clark, Tim Mason	42.27
3	NEBRASKA WESLEYAN Jason Buckbee, B.J. Radke Steve Harder, Brian Hauff	42.32
4	WISCONSIN-OSHKOSH Courtney Powell, Ryan Dahmen Greg Matzek, Jermaine Lewis	42.46
5	SOUTH DAKOTA STATE Ryan Bosanko, Jason Fries Justin Elder, Josh Heikens	43.16
6	MONMOUTH Brian Houzenga, Matt Beverly James Amerison, Justin Bryant	43.38

Preliminary Heat 3

Wind :

1	NORTHERN COLORADO David Cruz, Lennis Campbell Eric Nelson, Noah Stiles	41.77
---	--	-------

2	NORTH DAKOTA STATE Pat Irgens, Anthony Garnett Jason Breitzman, Justin Lockhart	41.89
3	LEWIS Lionel Grandison, Courtney Charles Jason Kimbrough, Mike Austin	41.91
4	MINNESOTA-DULUTH Eric Farnum, Jared Nerison John Hansen, Erik Hanson	42.15
5	NORTHWEST MISSOURI STATE Varick Dabney, Troy Chapman Damon Williams, Matt Abele	42.29
6	WISCONSIN-LACROSSE Danny Tutskey, Scott Kazik David Pentek, Kenny Larson	42.57
7	AUGUSTANA-SD Jacob Conway, Chris Fischer Alex Butterfield, Joey Gleason	42.82
	DOANE Mike Smith, Greg Albright Raymonn Adams, Greg Ray	DQ-41.68

Iowa College 4x100 Meter Relay

Wind:

1	CENTRAL Tony Brownlee, Tony Rietema Marc Vander Velden, Cory Woods	42.60
2	WARTBURG Josh Wedemeier, Miradieu Joseph Kendall Walker, Chris Salter	42.80
3	BUENA VISTA Ben Smith, Adam Gordon Tom Tavegia, Matt Moore	42.80
4	ST. THOMAS Jon Lance, Frank Webster Nick Stahly, Jeremy Heckman	42.43
6	LUTHER Jake Hildebrand, Matt Connor Tony Brack, Steve Hobart	44.41
7	BRIAR CLIFF Craig Winter, Chad Wells Deon Buhl, Chad Paulson	46.66

University & College Men's 4x110 Shuttle Hurdle Relay Finals

Wind:

1	IOWA STATE Adrian Dunbar, Andy Long Justin Hyde, Jason Woods	56.18
2	TOLEDO Sharard Vaughn, Rodney Crosby Paul Sehzue, Lashawn Alexander	56.79
3	WASHINGTON Skip Moody, Joshua Renz Ben Meyer, Jacob Predmore	57.62
4	INDIANA STATE Mikal Porter, Doug Hill Jason Strom, Aubrey Herring	59.24

RECORD—old mark, :56.5, Missouri, 1980.

Preliminary Heat 1

Wind:

1	IOWA STATE Adrian Dunbar, Andy Long Justin Hyde, Jason Woods	0:58.55
---	--	---------

2 ARKANSAS STATE 1:02.12
Chris Trenn, Jason Hinton
Jay Parham, Dustin Worthey

Preliminary Heat 2

Wind :

1 TOLEDO 0:58.92
Sharard Vaughn, Paul Sehzue
Lashawn Alexander, Rodney Crosby

2 WESTERN ILLINOIS 1:03.71
Mike Hester, Greg Brunnworth
Scott Gilman, Brad Seckler

3 CENTRAL MICHIGAN 1:06.52
Clive Roberts, Shaka Dhladhla
Ronnie Zatkoff, Greg Richardson

4 NORTHWEST MISSOURI STATE 1:10.47
Jason Greer, Mark Stewart
Corey Neill, Dustin Burton

Preliminary Heat 3

Wind :

1 INDIANA STATE 0:58.95
Mikal Porter, Doug Hill
Jason Strom, Aubrey Heming

2 NEBRASKA-KEARNEY 1:00.70
Eric Bredenkamp, Wes Hinze
Travis Peterson, Joel Janecek

3 CENTRAL 1:04.25
Cory Woods, Tony Rietema
Josh Gorman, Sean Clark

4 NORTH DAKOTA 1:04.63
Jeremy Zimney, Digger Johnson
Mike Backes, Dan Dow

Preliminary Heat 4

Wind :

1 WASHINGTON 0:58.80
Skip Moody, Joshua Renz
Ben Meyer, Jacob Predmore

2 EASTERN MICHIGAN 1:00.24
Jerome Rodgers, Francy Lovis
Sam Sheffer, Jalilu Mayo

KANSAS STATE DQ-1:03.28
Attila Zsvoczky, Jason Williams
Justin Robinson, Josh Betts

University Men's 4x200 Meter Relay Finals

Wind:

1 EASTERN MICHIGAN 1:24.57
Jalilu Mayo, Jabari Chavis
Fabian Rollins, Clement Chukwu

2 DRAKE 1:25.17
Shawn James, Kurt Hagemann
Mike Williams, Luke Drilling

3 BOISE STATE 1:25.73
Jamial Rolle, Corey Nelson
Nic McGhie, Egbert Felix

4 WASHINGTON 1:26.01
Willem Ryan, Josh Rogge
James Mackey, Josh Rogge

5 TEXAS-ARLINGTON 1:26.89
Andre Hom, Zach Wood
Patrick James, Dorian Cockrell

6 SOUTHERN ILLINOIS 1:27.43
Romante Archer, Chris Robinson
Baye Wilson, Anthony White

7 ILLINOIS STATE 1:27.92
Mark Walcott, Dan Schrock
Chris Sims, Joel Workman

IOWA STATE DQ-1:23.52
Quinn Harris, Jason Woods
Justin Hyde, Randy Thompson

Preliminary Heat 1

1 DRAKE 1:26.5
Shawn James, Kurt Hagemann
Mike Williams, Chad Brewbaker

2 TEXAS-ARLINGTON 1:27.3
Andre Hom, Zach Wood
Patrick James, Dorian Cockrell

3 WASHINGTON 1:27.7
James Mackey, Josh Rogge
Tyler Rose, Ben Meyer

4 ARKANSAS STATE 1:28.4
Kevin Wright, Francis Quaye
Roderick Wilburn, Jason Hinton

5 INDIANA STATE 1:29.8
Rich Yackley, Mike Winslow
Mikal Porter, Jason Strom

6 MARQUETTE 1:29.9
Quincy Maggit, Ken Mueller
Joe Ouellette, Brian Hardin

KANSAS DNS
David Tomlin, Grady Blackmon
Jabari Wamble, Tywanne Aldridge

Preliminary Heat 2

1 EASTERN MICHIGAN 1:26.4
Jalilu Mayo, Jabari Chavis
Fabian Rollins, Clement Chukwu

2 BOISE STATE 1:26.9
Jamial Rolle, Corey Nelson
Nic McGhie, Egbert Felix

3 IOWA STATE 1:27.0
Adrian Dunbar, Robert Brown
Lamont Johnson, Jason Woods

4 ILLINOIS STATE 1:27.7
Mark Walcott, Dan Schrock
Chris Sims, Steve Cotman

5 SOUTHERN ILLINOIS 1:28.1
Romante Archer, Chris Robinson
Baye Wilson, Anthony White

WESTERN ILLINOIS DQ-1:29.3
Adam Hill, Jon Novotny
Mike Hester, Tywone Kingsby

College Men's 4x200 Meter Relay Finals

Wind:

1 NORTH DAKOTA STATE 1:26.15
Pat Irgens, Anthony Garnett
Justin Lockhart, Jason Breitzman

2 MCKENDREE 1:26.50
Geramy Hamilton, James Seay
Wendell Faria, Scott Compton

3 EMPORIA STATE 1:26.95
Luke Pickett, Joseph Herron
Mark Bieker, Brent Smitheran

4 WISCONSIN-STOUT 1:28.34
Jesse Hunter, Ryan Eier
Troy Wyatt, John Boldt

5 NEBRASKA-KEARNEY 1:28.99
Jason Wacker, Kimble Traupe
Dave Poparad, Joel Janecek

6	BUENA VISTA	1:33.56
	Ben Smith, Adam Gordon	
	Matt Moore, Tom Tavegia	
	OKLAHOMA BAPTIST	DQ-1:25.95
	Jason Mathis, Corey Coleman	
	Jamaal Jackson, David Phillips	
	NORTHWEST MISSOURI STATE	DQ-1:29.41
	Damon Williams, Varick Dabney	
	Troy Chapman, Matt Abele	

Preliminary Heat 1

	Wind:	
1	MCKENDREE	1:28.02
	Geramy Hamilton, James Seay	
	Wendell Faria, Scott Compton	
2	BUENA VISTA	1:28.90
	Ben Smith, Adam Gordon	
	Matt Moore, Tom Tavegia	
3	WISCONSIN-STOUT	1:28.98
	Jesse Hunter, Ryan Eier	
	Troy Wyatt, John Boldt	
4	WARTBURG	1:29.46
	Chris Salter, Trevor Shannon	
	Josh Graves, Miradieu Joseph	
5	AUGUSTANA-IL	1:32.80
	Nicholas Peck, Tim Heisler	
	Michael Tazic, Sean Tyson	
	CENTRAL MISSOURI STATE	DQ-1:29.21
	Duane Brisbon, James Robinson	
	Jeff Sander, Jeremy Knox	

Preliminary Heat 2

	Wind :	
1	OKLAHOMA BAPTIST	1:26.31
	Jason Mathis, Corey Coleman	
	Jamaal Jackson, David Phillips	
2	NORTH DAKOTA STATE	1:27.56
	Justin Lockhart, Anthony Garnett	
	Aaron DeWald, Jason Breitzman	
3	NEBRASKA-KEARNEY	1:29.34
	Jason Wacker, Kimble Traupe	
	Dave Poparad, Joel Janecek	
4	ST. CLOUD STATE	1:33.24
	Tim Evanson, Blake King	
	Mike Pooler, Larry Miller	
	NORTHERN STATE	FS
	Mike Cunningham, Dave Snelling	
	Travis Smith, Jeff Drexler	

Preliminary Heat 3

	Wind :	
1	NORTHWEST MISSOURI STATE	1:28.99
	Damon Williams, Varick Dabney	
	Troy Chapman, Matt Abele	
2	WISCONSIN-EAU CLAIRE	1:30.00
	Scott Whirry, Reuben Ndjerarean	
	Brian Leonard, Steve Crutchley	
3	SOUTH DAKOTA	1:31.00
	Eric Van Laecken, Nick McInerney	
	John Kehoe, Ryan Finley	
4	SIMPSON	1:31.80
	Todd DeWoody, Brandon Haigh	
	Mike Pitizen, Jeremy Mohwinkle	
	ST. THOMAS	DQ-1:29.70
	Jon Lance, Frank Webster	
	Nick Stahly, Jeremy Heckman	

CORNELL	DQ-1:34.41
Grant Stoughton, Andy Bauch	
Daemon Pryor, Shawn McCormick	

Preliminary Heat 4

	Wind :	
1	EMPORIA STATE	1:27.65
	Luke Pickett, Joseph Herron	
	Mark Bieker, Brent Smitheran	
2	COE	1:29.51
	Ryan Scriver, Tanner Pump	
	Aaron Foreman, Kye Bennis	
3	CENTRAL	1:29.88
	Ryan Thompson, Aaron Rothreck	
	Brad Gaskill, Tony Brownlee	
4	MINNESOTA-DULUTH	1:30.06
	Eric Farnum, Beau Johnson	
	Evan Pengelly, Jeff Hansen	
5	LUTHER	1:31.28
	Tony Brack, Steve Hobart	
	Jake Hildebrand, Nathan Neuhart	
6	DORDT	1:33.46
	Dan Altena, Eric Carlson	
	Brian Wassenaar, Steve Holwerda	

John L. Griffith Men's Univ. 4x400 Meter Relay

	Wind:	
1	BAYLOR	3:06.98
	Bayano Kamani 47.0, Michael Smith 47.1	
	Damian Davis 47.4, Brandon Coutts 45.5	
2	GEORGIA	3:08.15
	Charles Teasley 49.0, Ken Garrett 46.2	
	Rudo Alexander 46.3, Chandler Teasley 46.7	
3	ILLINOIS	3:08.18
	Tyrone Jones 47.3, Bobby True 45.9	
	Jason Van Swol 45.9, Sherman Armstrong 47.9	
4	MCNEESE STATE	3:10.15
	Lee Hooks 47.3, Raymond Bennett 46.0	
	Andy Blackmore 47.9, Tim Traylor 48.9	
5	MISSOURI	3:11.91
	Chad Shade 47.4, Kristian Fagerland 47.8	
	John Cunningham 49.0, Thomas Woods 47.7	
6	NORTHERN IOWA	3:12.67
	Travis Geopfert 48.4, Jon Judisch 47.6	
	Luke Stater 48.6, Brent Maclagen 48.0	
	TEXAS-ARLINGTON	DNF
	Roderick Tolar 48.0, Dorian Cockrell 46.3	
	Karl Thompson, Patrick James	

Preliminary Heat 1

	Wind:	
1	TEXAS-ARLINGTON	3:11.94
	Roderick Tolar 48.5, Dorian Cockrell 47.3	
	Karl Thompson 48.7, Patrick James 47.4	
2	ARKANSAS STATE	3:13.12
	Francis Quaye 50.2, Roderick Wilburn 47.9	
	James Home 47.8, Chris Trenn 47.3	
3	TEXAS-EL PASO	3:14.42
	Sam Singleton 47.9, Benedict Okulonye 47.9	
	Chris Taylor 50.9, Nick Stewart 47.7	
4	SOUTHERN ILLINOIS	3:15.17
	Romante Archer 50.2, Baye Wilson 48.2	
	Charles Stelk 49.2, Loren King 47.5	
5	MARQUETTE	3:18.01
	Ken Mueller 50.2, Brandon Pliska 49.4	
	Terry Haley 49.8, Brian Hardin 48.6	

6 KANSAS STATE 3:21.14
Justin Robinson 50.5, Jason Williams 50.0
Matt Davis 49.8, Matt Schmoekel 50.9

Preliminary Heat 2

Wind :

1 GEORGIA 3:08.64
Charles Teasley 48.7, Ken Garrett 47.2
Rudo Alexander 46.2, Chandler Teasley 46.6

2 MCNEESE STATE 3:11.87
Lee Hooks 47.6, Raymond Bennett 46.7
Andy Blackmore 48.4, Tim Traylor 49.4

3 CENTRAL MICHIGAN 3:15.05
Jeff DeLong 48.9, Ian Searcy 49.1
Braden Bush 47.0, Emerson Jones 49.1

4 EASTERN MICHIGAN 3:17.34
Erik Lindstrom 50.0, Jabari Chavis 49.4
Fabian Rollins 49.3, Clement Chukwu 48.9

5 SOUTHEAST MISSOURI STATE 3:17.65
Jarod Rybacki, Tyson Brown
Jason Campbell, Glenn Haley

6 PURDUE 3:17.72
Matt Hartman 49.9, Tyrelle Collins 48.4
Greg O'Hair 50.5, Ryan Weaver 48.9

7 WESTERN ILLINOIS 3:17.88
Jon Novotny 50.0, Brad Seckler 49.3
Aaron DeVirgilio 48.8, Joel Wasser 49.5

Preliminary Heat 3

Wind :

1 BAYLOR 3:10.39
Bayano Kamani 48.1, Peter Hauser 47.6
Michael Smith 47.4, Damian Davis 47.3

2 ILLINOIS 3:11.31
Kendall McCroy 49.1, Jason Van Swol 48.5
Tyrone Jones 47.9, Sherman Armstrong 45.8

3 MISSOURI 3:11.55
Chad Shade 47.8, Kristian Fagerland 48.0
John Cunningham 47.7, Thomas Woods 48.1

4 INDIANA STATE 3:11.78
Kyle Johnson 48.8, Cory Buechler 47.8
Nathan Smith 47.1, Mike Winslow 48.1

5 NORTHERN IOWA 3:12.21
Travis Geopfert 48.9, Jon Judisch 47.4
Luke Stater 48.2, Brent Maclagen 47.7

6 ILLINOIS STATE 3:13.78
Steve Cotman 50.0, Joel Workman 47.8
Dan Schrock 49.0, Clint Wescom 47.4

Dr. Channing Smith Col. Men's 4x400 Meter Relay

Wind :

1 NORTH DAKOTA STATE 3:12.05
Aaron DeWald 48.3, Anthony Garnett 47.9
Heith Janke 49.9, Jason Breitzman 45.9

2 CENTRAL MISSOURI STATE 3:12.20
Duane Brisbon 49.2, Aaron Schlecht 48.2
Jeremy Knox 47.5, Edwin Harris 47.3

3 SOUTH DAKOTA 3:12.82
Ryan Finley 48.7, Tom Green 48.1
Manual Williams 48.1, Matt Eckert 47.9

4 LEWIS 3:12.95
Jason Kimbrough 47.8, Dennis Machooka 48.1
Charlie Smith 47.4, Courtney Charles 49.5

5 DOANE 3:14.05
Chris Miller 48.7, Jeremy Broyles 48.5
Brett Luther 49.1, Shane Berry 47.7

6 CENTRAL OKLAHOMA 3:15.02
Rodney Zimmerman 48.2, Matt Kane 49.5
Heath Guthery 48.5, Michael Morgan 48.8

7 AUGUSTANA-SD 3:15.96
Joey Gleason 48.8, Chris Fischer 49.4
Adam DeCook 49.0, Jacob Conway 48.7

8 NEBRASKA WESLEYAN 3:16.84
B.J. Radke 48.9, Brian Hauff 49.4
Luke Alexander 49.5, Matt Byington 49.0

Preliminary Heat 1

Wind:

1 AUGUSTANA-SD 3:16.10
Joey Gleason 49.0, Chris Fischer 49.0
Adam DeCook 49.4, Jacob Conway 48.5

2 NEBRASKA WESLEYAN 3:16.38
Steve Harder 49.7, Brian Hauff 49.6
Luke Alexander 49.0, B.J. Radke 48.1

3 BUENA VISTA 3:17.91
Matt Moore 50.9, Adam Gordon 49.9
Mike Leith 49.5, Tom Tavegia 48.4

4 CENTRAL 3:18.92
Marc Vander Velden 50.6, Jon Lindaman 48.7
Chad Kline 50.5, Brad Gaskill 49.1

5 WARTBURG 3:19.31
Eric Olson 50.6, Trevor Shannon 50.0
Mark VanGorkom 50.8, Miradieu Joseph 48.0

6 ST. CLOUD STATE 3:19.59
Larry Miller 50.7, Mike Pooler 49.3
Jeff Anderson 51.1, Tim Evanson 48.5

7 NORTH CENTRAL 3:21.84
Ryan Jordan, Tim McCoskey
Pat Shaughnessy, Eric Gustafson

8 NORTHERN COLORADO 3:22.54
Lennis Campbell 48.6, Kacey Garver 48.2
David Cruz 56.6, Nate Cole 49.1

Preliminary Heat 2

Wind :

1 NORTH DAKOTA STATE 3:14.31
Aaron DeWald 48.6, Anthony Garnett 49.9
Heith Janke 49.2, Jason Breitzman 46.7

2 LEWIS 3:14.83
Jason Kimbrough 48.4, Dennis Machooka 49.0
Charlie Smith 48.1, Courtney Charles 49.3

3 CENTRAL OKLAHOMA 3:16.28
Rodney Zimmerman 48.4, Matt Kane 49.7
Heath Guthery 48.9, Michael Morgan 48.2

4 WISCONSIN-STOUT 3:16.85
Ryan Eier 50.4, John Boldt 48.3
Troy Wyatt 50.1, Billy Busch 48.1

5 WISCONSIN-OSHKOSH 3:19.75
Greg Matzek 48.9, Chris McKenna
Mike Draheim, Jermaine Lewis 48.7

6 LINCOLN 3:20.04
Brock Rutledge 50.3, Delawn Leggett 49.9
Sidney Lattimore 50.0, Damon Ackridge 49.9

7 AUGUSTANA-IL 3:21.79
Nicholas Peck 50.4, Randall Moore 51.3
Tim Heisler 50.3, Chris Dryer 49.7

Preliminary Heat 3

Wind :

1 SOUTH DAKOTA 3:14.20
Ryan Finley 49.5, John Kehoe 48.4
Manual Williams 47.9, Matt Eckert 48.2

2	DOANE Chris Miller 48.9, Jeremy Broyles 48.4 Brett Luther 49.2, Shane Berry 48.0	3:14.45
3	WISCONSIN-LACROSSE David Tassoul 49.4, Kevin Yarbrough 48.4 Mason Rebarchek 49.0, Ryan Losinski 49.5	3:16.73
4	OKLAHOMA BAPTIST Brian Wilks 53.0, Justin Klein 49.1 David Phillips 48.5, Jamaal Jackson 48.3	3:18.84
5	MINNESOTA-DULUTH Jeff Hansen, Kris Brevik Beau Johnson, Erik Hanson	3:19.21
6	NORTHWEST MISSOURI STATE Matt Fisher 51.4, Varick Dabney 49.9 Jason Starnes 48.4, Matt Abele 50.2	3:19.30
7	TRUMAN STATE Keith Aumiller 49.7, VaSean Nixon 52.1 Matt Helbig 49.9, Danny McDonald 48.5	3:20.24

Preliminary Heat 4

Wind :

1	CENTRAL MISSOURI STATE Duane Brisbon 49.1, Aaron Schlecht 48.2 Jeremy Knox 47.9, Edwin Harris 47.8	3:13.05
2	COE Aaron Foreman 49.7, Tanner Pump 48.8 Bryan Featherston 49.3, Kye Bennis 48.8	3:16.67
3	SOUTH DAKOTA STATE Ryan Bosanko 50.3, Amange Aware 49.1 Jason Tuttle 49.3, Justin Elder 49.3	3:17.21
4	INDIANAPOLIS Ernest Clark 49.2, Gary Isza 51.3 Tim Mason 51.0, Bryan Sammet 47.7	3:19.25
5	WISCONSIN-STEVENSON POINT Shawn Hau 50.8, Craig Gunderson 49.6 Curt Kaczor 50.2, Matt Hayes 49.0	3:19.66
6	NEBRASKA-KEARNEY Jason Wacker 50.8, Andy Goulet 49.8 Joe Cooper 50.2, Kimble Traupe 49.4	3:20.24
7	OKLAHOMA CHRISTIAN Sam Walker 51.7, Jackson Greene 48.9 Josh Blanche 51.0, Blake Collins 51.9	3:23.26
8	MONMOUTH Justin Bryant 50.9, Randy Williams 50.9 Chris Lacy 50.6, Matt Beverly 52.3	3:24.61

Frank Cramer Univ. Men's 4x800 Meter Relay

Wind:

1	MISSOURI Blair Hansard 1:50.9, Timothy Dunne 1:54.2 Damien Smith 1:49.6, Derrick Peterson 1:49.4	7:24.02
2	ILLINOIS Cortney Lamb 1:52.0, Greg Schultz 1:52.3 Jason Van Swol 1:49.3, Bobby True 1:50.7	7:24.25
3	NOTRE DAME Tim Kober 1:52.0, Brian Holinka 1:52.8 Antonio Arce 1:52.2, Phil Mishka 1:49.3	7:25.91
4	DRAKE Jason Abbot, Corey Swan Troy Trygstad 1:52.0, Jesse Sand 1:51.0	7:26.51
5	STANFORD Logan Taylor 1:52.9, Ryan Meuse 1:53.4 Jake Maas 1:51.1, Ryan Carroll 1:52.0	7:29.37
6	TULSA Dwight Davis, Cornelius Mason Shawn McCullough, David Bohlen	7:31.00

7	ARIZONA STATE David Burke 1:51.3, Jim Schouten Phillip Prince, Brandon Strong	7:34.56
8	MINNESOTA Ron Hoffner, Toby Henkels Josh Brang, Jason Owen	7:34.91
9	CENTRAL MICHIGAN Tom Kessel, Gene Lebron Ryan Lantzer, Chris Thompson	7:36.08
10	KANSAS STATE Kevin Lewis 1:53.1, Matt Davis 1:54.8 Matt Schmoekel 1:56.3, Istvan Nagy 1:55.5	7:36.18
11	IOWA Jim Donovan 1:51.7, Shaun Allen 1:55.3 Michael Layne 1:54.2, Mike Cunningham 1:55.3	7:36.58
12	EASTERN MICHIGAN Neil Kirk, Ben Reese Naim Grignon, Travis Gunn	7:38.60
13	BOWLING GREEN STATE Dave Anderson, Pat Miller Pete Lisi, Kreg Hatfield	7:39.00
14	TEXAS-ARLINGTON Brad Muhlenkamp, Ras Bowman Justin Leonard, Karl Thompson	7:39.32
15	GEORGIA Chuck Bryant 1:53.8, Chris Waddle 1:56.7 Charles Teasley 1:55.5, Chevazz Brown 1:53.7	7:39.69
16	WASHINGTON Jason Cadman, Joe Brosseau Eric Mickelson 1:56.8, T.J. Quan 1:55.7	7:42.95
17	MARQUETTE Terry Haley, Luke Kunze Jason Hood, Nick Frank	7:46.14
18	IOWA STATE Dan Reis, Mike Frederick Brian Smith, Dave Warner	7:52.10

J.M. Saunderson Col. Men's 4x800 Meter Relay

Wind:

1	SOUTH DAKOTA Chad Feeldy 1:53.0, Mike Gade 1:53.9 Jeremy Kyte 1:56.0, Andrew Neugebauer 1:51.6	7:34.50
2	WISCONSIN-STEVENSON POINT Chris Horvat 1:54.8, John Auel 1:53.9 Curt Kaczor 1:54.8, Matt Hayes 1:51.9	7:34.86
3	WISCONSIN-OSHKOSH Tony Teunissen 1:54.0, Mike Draheim 1:54.2 Paul Chellevoid 1:55.3, Joe Kelsey 1:53.0	7:36.48
4	NEBRASKA-KEARNEY Andy Goulet 1:55.0, Shannon Stenger 1:57.3 Sergey Soldatenkov 1:56.2, Joe Cooper 1:52.0	7:40.40
5	CONCORDIA-NE Matt Wiltse, Mike Hageman Andrew Cronin, Brandon Seifert	7:41.84
6	TRUMAN STATE Nick Blackburn, Scott Henderson Matt Helbig, Aaron Aversman	7:43.96
7	CENTRAL MISSOURI STATE Mike Knutson, Joe Mack Joe Conley, Brayce Forsha	7:44.08
8	ST. OLAF Mark Bresnan 1:54.2, John McMurray 1:54.6 Jamie Kirkpatrick 1:57.4, Andrew Cole 1:58.0	7:44.14
9	SIOUX FALLS Ryan Schmidt, Chris Cox Dustin Peterson, Terry Zeller	7:45.51

10	AUGUSTANA-IL Larry Gant 1:53.1, Randall Moore 1:57.2 Matthew Delagrangre 1:59.9, James McDannald 1:57.5	7:46.72
11	NORTH DAKOTA STATE Joe Smith, Aaron Klingbeil Dane Larson, Heith Janke	7:46.86
12	OKLAHOMA BAPTIST Brian McFarlin, Chance Rush Brian Whitlock, Justin Klein	7:59.81
13	NORTHERN COLORADO Steve Hackworth, Adam Morgan Josh Dahlberg, Octavio Botello	8:00.39
14	NORTH CENTRAL Pat Shaughnessy 1:58.7, Matt Sinnott 2:00.7 Dan Hart 2:00.9, Jeremy Borling 2:00.9	8:01.16
15	MINNESOTA STATE-MANKATO Bob Wagoner, Brady Scott Jason Chaput, Joe Alexander	8:02.35
16	SOUTH DAKOTA STATE Salvador Cruz, Amange Aware Martin Wennblom, Greg Steifuater	8:03.20
17	EMPORIA STATE Josh McCleary, Justin Stigge Josh Katzer, Shane Osterhaus	8:04.97

University & College Men's 4x1600 Meter Relay

1	WASHINGTON Eric Mickelson 4:11.1, David Bazzi 4:12.7 Chris Ledford 4:11.0, Geoff Perry 4:13.6	16:48.11
2	ARIZONA Tom Prindiville 4:11.6, Patrick Nouwimana 4:12.4 Michael Jones 4:11.0, Abdy Abdirahman 4:13.4	16:48.25
3	MINNESOTA Eric Pierce 4:09.6, Nate Clay 4:12.0 Josh Brang 4:19.6, Andy McKessock 4:13.3	16:54.59
4	DRAKE Jeremy Haack 4:12.4, Jason Lehmkuhle 4:15.6 Matt Gabrielson 4:13.6, Troy Trygstad 4:14.3	16:54.92
5	KANSAS Craig Hettche 4:20.7, Charlie Gruber 4:12.9 Brian Blachly 4:17.8, Kevin McGinn 4:15.5	17:06.95
6	ILLINOIS Jon Russell 4:12.5, Scott McClennan 4:16.0 Dan Horyn 4:20.4, Ryan Eason 4:18.8	17:07.74
7	TULSA Jeremy Hollis 4:14.6, Monte Hawkins 4:20.6 Cary Stidham 4:19.0, Tim Surface 4:22.4	17:15.62
8	IOWA Chad Schwitters 4:16.0, Nick Nordheim 4:19.7 Sean Moeller 4:19.5, Adam Thomas 4:22.8	17:18.04
9	IOWA STATE Jacob Overman, Mike Mwangong Ryan Pence, Matt Williams	17:31.04
10	MARQUETTE Jon Chenier, Adam Lindell Joe Herington, John Bartush	17:32.28

University Men's Sprint Medley Relay Finals

Wind:

1	MISSOURI Thomas Woods, Kristian Fagerland Chad Shade 47.1, Derrick Peterson 1:47.2	3:18.07
2	NORTH TEXAS Tramaine Baker, Detron Woodson Jeff Hudson 46.1, Artie Breault 1:50.6	3:18.67
3	NORTHERN IOWA Marshall Frazier, Jeff Adam Jon Judisch 47.8, Brent MacIagen 1:48.7	3:19.32

4	IOWA Tim Dodge, Bashir Yamini Anthony Branch 46.9, Jim Donovan 1:51.5	3:20.83
5	ARKANSAS STATE Kevin Wright, Roderick Wilburn Chris Trenn 46.7, James Home 1:50.9	3:20.84
6	MINNESOTA Steve Burkholder, Andy Wiberg Bob Quade 47.2, Toby Henkels 1:51.8	3:22.01
7	SOUTHWEST TEXAS STATE Patric Storm, Blaine Wiley Adam Hudson 48.0, Daniel Hamilton 1:51.0	3:22.12
8	INDIANA STATE Rich Yackley, Kyle Johnson Mike Winslow 48.6, Cory Buechler 1:50.1	3:22.22
9	TEXAS-ARLINGTON Andre Horn, Dorian Cockrell Patrick James 46.3, Brad Muhlenkamp 1:53.0	3:22.71
10	IOWA STATE Robert Brown, Lamont Johnson Nic Weers 47.9, Jacob Overman 1:51.8	3:22.73
11	MARQUETTE Brandon Pliska, Brian Hardin Ken Mueller 48.7, Nick Frank 1:51.0	3:24.02
12	WASHINGTON Tyler Rose, Ben Meyer James Mackey 48.8, Eric Mickelson 1:52.0	3:24.51
13	WESTERN ILLINOIS Adam Hill, Jon Novotny Joel Wasser 48.8, Aaron DeVirgilio 1:52.0	3:25.24
14	DRAKE Mike Williams, Chad Brewbaker Kurt Hagemann 49.1, Jason Abbot 1:52.4	3:25.74
15	SOUTHEAST MISSOURI STATE Derrick Brown, Jarod Rybacki Jason Campbell 47.1, Tyson Brown 1:53.8	3:25.82
16	ILLINOIS Babatunde Ridley, Randy Gillon Cortney Lamb 48.4, Greg Schultz 1:55.0	3:26.23
17	BOWLING GREEN STATE Eric Peterson, Ricco Oglesby Eric Holmes 47.7, Pete Lisi 1:53.8	3:26.79
18	PURDUE Ryan Weaver, Ike Olekiabe Tyrelle Collins 47.6, Matt Hartman 1:56.1	3:28.12
	TOLEDO Charles Moses, Bob Gay Rodney Crosby 48.0, David Marhefka 2:04.7	DQ-3:36.94
	NEW HAMPSHIRE Keith Chisholm, Mike Church Kyle Schneck 48.9, Kevin Horgan 1:53.7	DQ-3:33.65
	CENTRAL MICHIGAN Braden Bush, Shaka Dhladhla Emerson Jones 49.0, Ian Searcy 1:48.8	DQ-3:22.30
	MCNEESE STATE Raymond Bennett, John Hoffpaur Lee Hooks 46.4, Andy Blackmore 1:50.0	DQ-3:18.63
	EASTERN MICHIGAN Jalilu Mayo, Jabari Chavis Fabian Rollins 50.1, Travis Gunn 1:56.7	DQ-3:30.45

College Men's Sprint Medley Relay Finals

Wind:

1	LEWIS Lionel Grandison, Jason Kimbrough Charlie Smith, Dennis Machooka	3:24.37
---	--	---------

2	SOUTH DAKOTA STATE Ryan Bosanko, Jason Tuttle Justin Elder, Nick Burrow	3:25.14	24	FORT HAYS STATE Rodney Mitchell, Ryan Melvin Joe Spangler, Brian Emmons	3:35.60
3	MINNESOTA-DULUTH Jared Nerison, Jeff Hansen Erik Hansen, Kris Brevik	3:25.19	25	NORTHERN STATE Travis Smith, Jeff Drexler Jon Ohleen, Dave Snelling	3:36.13
4	EMPORIA STATE Luke Pickett, Joseph Herron Brent Smitheran, Cory Cole	3:25.22	26	NORTH DAKOTA STATE Luke Pfeifer, Aaron DeWald Ony Maianu, Greg Smock	3:36.93
5	WARTBURG Josh Wedemeier, Kendall Walker Eric Olson, Brad Hofer	3:33.12	27	BELOIT Eric Daluga, Brian Straight, Chad Sim, Evan McLeod,	3:37.62
5	MCKENDREE Geramy Hamilton, James Seay Brad White, Philip Keny	3:26.03	28	LINCOLN Brock Rutledge, Jonathon Reid Damoni Ackridge, Sidney Lattimore	3:37.66
6	CENTRAL Tony Brownlee, Marc Vander Velden Brad Gaskill, Jon Lindaman	3:27.43	29	AUGUSTANA-IL Aaron Moulton, Sean Tyson Michael Tazic, Stephen Shandley	3:37.85
7	CENTRAL MISSOURI STATE Duane Brisbon, Jeremy Knox Edwin Harris, Aaron Schlecht	3:28.26	30	NORTHERN COLORADO Noah Stiles, Kacey Garver Mitch Hinrichs, Kevin Jones	3:38.13
8	NEBRASKA-KEARNEY Dave Poparad, Joel Janecsek Kimble Traupe, Andy Goulet	3:28.43	31	WISCONSIN-EAU CLAIRE Mike Mascitti, Jake Vandehey John Brummand-Smith, Greg Geiser	3:38.14
9	NORTHWEST MISSOURI STATE Wes Florea, Matt Abele Varick Dabney, Bryce Good	3:29.75	32	MACALESTER Gerald Wilson, Denis Foo Kune Andy Reinsch, Andres Leza	3:38.82
10	NORTH CENTRAL Zach Bukal, Jon Coleman Ryan Jordan, Tim McCoskey	3:29.85	33	LUTHER Tony Brack, Matt Connor Nathan Neuhart, Phil Kruger	3:38.84
11	LORAS Steve Sieck, Corey Schlemme Michael Claeys, Chad Harvey	3:30.28	34	SIMPSON Mike Pitizen, Kevin Ferguson Jeremy Mohwinkle, Andy Launspach	3:39.87
12	WISCONSIN-LACROSSE Danny Tutskey, Kenny Larson Steve Mottl, Steve VanDeZande	3:30.58	35	MONMOUTH Justin Bryant, Matt Beverly Brian Houzenga, Anthony Miles	3:40.71
13	DORDT Troy Ten Napel, Steve Holwerda Ron Kingma, Jeff Summerhays	3:30.87	36	DUBUQUE Greg Ortberg, Nick Raabe Brett Knox, Dan Johnston	3:41.73
14	NORTH DAKOTA Digger Johnson, Adam Bjomson Jeremy Zimney, Aaron Berndt	3:31.26	37	AUGUSTANA-SD Alex Butterfield, Adam DeCook Matt Merrit, Todd Trapp	3:41.91
15	CORNELL Keith Hudson, Aaron Holthaus Shawn McCormick, Ian Benedict	3:32.17	38	BRIAR CLIFF Chad Paulson, Chad Wells Craig Winter, Chad Weatherly	3:49.73
16	WISCONSIN-PLATTEVILLE Tony Kern, Doug Maughan Jeremy Koehler, Justin Wells	3:32.87	39	WILLIAM PENN Brandon Hagopian, Wayne Earney Chris McCullough, Jeremy Neugebauer	4:02.11
17	WARTBURG Josh Wedemeier, Kendall Walker Eric Olson, Brad Hofer	3:33.12	Iowa College Sprint Medley Relay		
18	OKLAHOMA CHRISTIAN Dustin Fillmore, Josh Blanche Jackson Greene, Blake Collins	3:33.68	Wind:		
19	SOUTH DAKOTA Rob Ness, John Kehoe Eric Van Laecken, Craig Miller	3:34.65	1	CENTRAL Tony Brownlee, Marc Vander Velden Brad Gaskill, Jon Lindaman	3:27.43
20	OKLAHOMA BAPTIST Brian Wilks, Brian McFarlin Justin Klein, Chance Rush	3:34.74	2	LORAS Steve Sieck, Corey Schlemme Michael Claeys, Chad Harvey	3:30.28
21	COE Ryan Scriver, Tanner Pump Kye Bennis, Greg Dye	3:34.83	3	DORDT Troy Ten Napel, Steve Holwerda Ron Kingma, Jeff Summerhays	3:30.87
22	WISCONSIN-STEVENSON Shawn Hau, Kyle Newman Craig Gunderson, Ben Treptow	3:34.84	4	CORNELL Keith Hudson, Aaron Holthaus Shawn McCormick, Ian Benedict	3:32.17
23	WISCONSIN-OSHKOSH Courtney Powell, Ryan Dahmen Chris McKenna, Wes Shaughnessy	3:35.53	6	COE Ryan Scriver, Tanner Pump Kye Bennis, Greg Dye	3:34.83

7	LUTHER Tony Brack, Matt Connor Nathan Neuhart, Phil Kruger	3:38.84
8	SIMPSON Mike Pitzzen, Kevin Ferguson Jeremy Mohwinkle, Andy Launspach	3:39.87
9	DUBUQUE Greg Ortberg, Nick Raabe Brett Knox, Dan Johnston	3:41.73
10	BRIAR CLIFF Chad Paulson, Chad Wells Craig Winter, Chad Weatherly	3:49.73
11	WILLIAM PENN Brandon Hagopian, Wayne Eamey Chris McCullough, Jeremy Neugebauer	4:02.11

17	HOLY CROSS Mark Fretta, Mark Reynolds Jeff Boden, David Halajko	10:07.27
18	BAYLOR Jonathan Pike, Stephan Bragner Damian Davis, Josh Ward	10:07.49
19	IOWA Michael Layne, Justin Poots Mike Cunningham, Chad Schwitters	10:07.51
20	EASTERN MICHIGAN Chris Chiaro, Kareem Manley Naim Grignon, Andy Ames	10:07.97
21	MAINE Gabriel Rivard, Joshua Mishou Joseph Moody, Benjamin Ray	10:13.37

University Men's Distance Medley Relay Finals

Wind:

1	ARIZONA Michael Jones 2:58.2, Matt Lea 46.9 Patrick Nouwimana 1:46.1, Abdy Abdurahman 4:09.1	09:40.31
2	TULSA David Bohlen 2:58.9, Clint Small 47.6 Shawn McCullough 1:51.9, Dwight Davis 4:04.5	09:42.97
3	KANSAS Charlie Gruber 2:55.8, Jabari Wamble 46.8 Doug Klepper 1:55.3, Kevin McGinn 4:06.7	09:44.64
4	STANFORD Jon Weidon, Ryan Meuse Ryan Carroll, Jake Maas	09:47.10
5	ARIZONA STATE David Burke, Undrekus Easter Jim Schouten, Brandon Strong	09:48.72
6	TEXAS-EL PASO Cesar Perez, Ryan McDonald Ramon Perez, Carlos Suarez	09:48.96
7	NEW HAMPSHIRE Tim McCormick, Keith Chisholm Kyle Schneck, Kevin Horgan	09:49.35
8	ILLINOIS Cortney Lamb 2:58.8, Kendall McCroy 48.3 Nick Gow 1:51.9, Ryan Eason 4:13.3	09:52.28
9	DRAKE Jeremy Haack 2:59.3, Shawn James 49.8 Corey Swan 1:52.0, Matt Gabrielson 4:13.1	09:52.80
10	WASHINGTON Paul Harkins 3:09.5, Josh Rogge 47.8 Jason Cadman 1:53.5, David Bazzi 4:09.9	09:55.01
11	IOWA STATE Ryan Pence, Nic Weers Dan Reis, Matt Williams	09:55.70
12	GEORGIA Chevazz Brown 3:03.6, Charles Teasley 47.5 Chris Waddle 1:51.9, Chuck Bryant 4:14.1	09:57.13
13	MINNESOTA Nate Clay, Andy Wiberg Ron Hoffner, Andy McKessock	09:57.34
14	MISSOURI Joel McCune, Timothy Dunne Damien Smith, Joe Hofeditz	09:59.49
15	SOUTHERN ILLINOIS Chris Owen 3:06.8, Charles Steik 49.4 Joe Zeibert 1:53.0, Matt McClelland 4:16.8	10:06.03
16	EASTERN ILLINOIS Larry Abram, Jacob Hunt Marcus Carter, Ryan Boyles	10:06.26

College Men's Distance Medley Relay Finals

Wind:

1	SOUTH DAKOTA Mike Gade 2:59.9, Matt Eckert 49.5 Andrew Neugebauer 1:54.0, Chad Feeldy 4:11.9	09:54.09
2	MCKENDREE Chris Kebenei 3:08.4, Brad White 49.2 Philip Keny 1:53.1, Kenneth Koech 4:06.1	09:56.78
3	EMPORIA STATE Josh McCleary, Brent Smitheran Cory Cole, Shane Osterhaus	09:57.35
4	CONCORDIA-NE Matt Wiltse 3:03.3, Pvan Cumbow 48.3 Mike Hageman 1:53.4, Brandon Seifert 4:13.1	09:58.12
5	WISCONSIN-STEVENSON POINT John Auel, Curt Kaczor Chris Horvat, Matt Hayes	10:01.54
6	ST. THOMAS Ryan Kollman, Mark Warder Mike Gruba, Josh Kath 4:13.6	10:02.04
7	WISCONSIN-OSHKOSH Paul Chellevoid, Greg Matzek Joe Kelsey, Tony Teunissen	10:02.71
8	NORTH DAKOTA STATE Joe Smith 3:12.3, Aaron Klingbeil 49.3 Greg Smock 1:54.3, Dane Larson 4:15.8	10:02.73
9	NORTH CENTRAL Tim McCoskey 3:02.3, Ryan Jordan 49.6 Eric Gustafson 1:57.2, Charles Califf 4:15.0	10:03.23
10	AUGUSTANA-IL Larry Gant, Chris Dryer James McDannald, Kent Anderson	10:04.86
11	TRUMAN STATE Nick Blackburn 3:04.2, Danny McDonald 48.7 Aaron Aversman 1:53.2, Scott Henderson 4:19.0	10:04.88
12	NEBRASKA WESLEYAN Matt Byington, Tim Soderholm Aaron Hraban, Randy Krahulik	10:06.21
13	WARTBURG Ryan Harms, Miradieu Joseph Mitch Cook, Tom Zirbel 4:19.7	10:07.27
14	GRINNELL Neil Gipson 3:05.0, Nick Larma 52.0 John Aemi 1:57.1, Rob Park 4:25.0	10:19.19
15	NORTHWEST MISSOURI STATE Mike Ostreko, Brandon White Bryce Good, Don Ferree	10:22.37
16	SOUTH DAKOTA STATE Salvador Cruz, Josh Heikens Brian Atwood, Mark McKeown	10:22.45

- 17 MINNESOTA STATE-MANKATO 10:25.38
 Jason Chaput 3:11 1, Brady Scott 52.8
 Erik Hawes 1:57.6, Joe Alexander 4:23.9
- 18 NORTHERN COLORADO 10:27.80
 Adam Morgan, Mitch Hinrichs
 Kevin Jones, Octavio Botello

University & College Men's High Jump Finals

- | | | |
|---|---------------------------------------|------------------|
| 1 | Marc Johannsen, Minnesota | 7'01.5" (2.17m) |
| 2 | Marc Sondreal, North Dakota | 7'00.25" (2.14m) |
| 3 | Tyler McCormick, Minnesota | 7'00.25" (2.14m) |
| 4 | Jason Boness, Northern Iowa | 6'10.25" (2.09m) |
| 5 | Adam Ford, Missouri | 6'10.25" (2.09m) |
| 5 | Adam Shunk, Ball State | 6'10.25" (2.09m) |
| 5 | Brian Antoine, North Dakota State | 6'10.25" (2.09m) |
| 8 | A.J. Acker, Western Oregon | 6'10.25" (2.09m) |
| 8 | Greg Hughes, Georgia | 6'10.25" (2.09m) |
| | Doug Heitkamp, Bowling Green State | NH |
| | Jonathan Biven, Southwest Texas State | NH |
| | Warren Peters, Arizona | NH |
| | Ryan Fitzpatrick, Purdue | NH |
| | Eric Browning, Bowling Green State | NH |
| | Kevin Sullivan, Illinois State | NH |
| | Wil Kurth, Minnesota | NH |
| | Ben Lefever, Drake | NH |
| | Quiande Moore, Iowa State | NH |
| | Joey Brunkhorst, Iowa State | NH |
| | Andrew Vander Wagen, Kentucky | NH |
| | Casey Gasway, Indiana State | NH |
| | Keith Varga, Arizona | NH |
| | Jeff Sander, Central Missouri State | NH |

SERIES	2.09	2.14	2.17	2.21
	6-10.25	7-0.25	7-1.50	7-3
Johannsen	X	OOX	OX	OOO
Sondreal	X	OX	OOO	
McCormick	OX	OX	OOO	
Boness	X	OOO		
Shunk	X	OOO		
Ford	X	OOO		
Antoine	X	OOO		

Men's Special High Jump Finals

- | | | |
|---|-------------------------------------|------------------|
| 1 | Steve Smith, Elite Athletes Network | 7'02.25" (2.19m) |
| 2 | Charles Bumey, Kansas State | 7'00.25" (2.14m) |
| 3 | Sam Hill, Bell Athletics | 7'00.25" (2.14m) |
| 3 | Cameron Wright, Mizuno | 7'00.25" (2.14m) |
| 5 | Steve Parker, Indiana Invaders | 7'00.25" (2.14m) |
| 5 | Mike Caza, Indiana Invaders | 7'00.25" (2.14m) |
| 7 | Hollis Conway, Unattached, | 6'10.25" (2.09m) |
| 8 | Ryan Sheppard, Georgia | 6'10.25" (2.09m) |
| 8 | Matt Bums, Unattached, | 6'10.25" (2.09m) |
| | Aaron Shunk, Ball State | NH |
| | Brian Brown, Unattached | NH |

SERIES	2.09	2.14	2.19	2.24
	6-10.25	7-0.25	7-2.25	7-4.25
Smith	P	X	X	OO
Burney	P	X	OOO	
Wright	X	OX	OOO	
Hill	P	OX	OOO	
Parker	P	OOX	OOO	
Caza	P	OOX	OOO	
Conway	X	inj		
Sheppard	OOX	OOO		
Bums	OOX	OOO		
Brown	P	OOO		
Shunk	P	OOO		

University & College Men's Long Jump Finals

Wind: +0.46

- | | | |
|----|--------------------------------------|-------------------|
| 1 | Frankie Young, Indiana State | 24'08.25" (7.52m) |
| 2 | Victor Nembhard, Eastern Michigan | 24'01.75" (7.36m) |
| 3 | Babatunde Ridley, Illinois | 24'00.75" (7.33m) |
| 4 | Quiande Moore, Iowa State | 23'09.00" (7.24m) |
| 5 | Ralston Variack, Wichita State | 23'08.00" (7.21m) |
| 6 | Brad Bowers, Southern Illinois | 23'07.50" (7.20m) |
| 7 | Kevin Grant, Toledo | 23'02.75" (7.08m) |
| 8 | William Hopson, Missouri | 23'01.25" (7.04m) |
| 9 | Tony Hazard, Arizona State | 23'00.50" (7.02m) |
| 10 | Devon Davis, Northern Iowa | 22'11.25" (6.99m) |
| 11 | Calvin Robinson, Sam Houston State | 22'10.75" (6.98m) |
| 12 | Marc Dzradosi, Drake | 22'10.00" (6.96m) |
| 13 | Kevin Wilson, Iowa State | 22'10.00" (6.96m) |
| 14 | Joseph Herron, Emporia State | 22'09.75" (6.95m) |
| 15 | Charles Moses, Toledo | 22'09.00" (6.93m) |
| 16 | Matt Abele, Northwest Missouri State | 22'09.00" (6.93m) |
| 17 | Charles Burton, Illinois | 22'05.75" (6.85m) |
| 18 | Jay Parham, Arkansas State | 21'10.75" (6.67m) |
| 19 | Jason Hinton, Arkansas State | 21'10.25" (6.66m) |
| 20 | Andre Hom, Texas-Arlington | 21'07.50" (6.59m) |

SERIES JUMPS

Olekiabe	15.84	15.35	15.87	16.08	15.73	16.15
Fredrick	15.30	14.74	foul	15.09	15.08	15.57
Moore	15.24	foul	foul	foul	foul	foul
Dzradosi	14.28	14.72	14.77	14.96	15.20	14.76
Robinson	14.45	15.16	14.45	14.50	foul	foul
Smith	14.52	14.94	foul	15.09	15.03	15.08

University & College Men's Triple Jump Finals

Wind: -1.69

- | | | |
|----|--|--------------------|
| 1 | Ike Olekiabe, Purdue | 53'00.00" (16.15m) |
| 2 | Oriando Fredrick, Southwestern Louisiana | 51'01.00" (15.57m) |
| 3 | Quiande Moore, Iowa State | 50'00.00" (15.24m) |
| 4 | Marc Dzradosi, Drake | 49'10.50" (15.20m) |
| 5 | Calvin Robinson, Sam Houston State | 49'09.00" (15.16m) |
| 6 | Lester Smith, Kansas | 49'06.25" (15.09m) |
| 7 | Keven Guynn, Tulsa | 48'11.50" (14.92m) |
| 8 | Charles Burton, Illinois | 48'03.50" (14.72m) |
| 9 | James Robinson, Central Missouri State | 47'06.25" (14.48m) |
| 10 | Ben Dean, Wisconsin-Platteville | 47'05.75" (14.47m) |
| 11 | Victor Nembhard, Eastern Michigan | 47'00.75" (14.34m) |
| 12 | Frankie Young, Indiana State | 46'10.25" (14.28m) |
| 13 | Kelly Galtney, Texas Southern | 45'06.50" (13.88m) |
| 14 | Devon Davis, Northern Iowa | 45'05.00" (13.84m) |

15 Allen Laurie, Florida Memorial

43'07.25" (13.29m)

SERIES JUMPS

Young	7.51	7.45	7.38	7.46	7.52	7.48
Nembhard	7.20	foul	7.34	7.20	7.36	foul
Ridley	7.21	6.99	7.33	7.03	7.05	7.03
Moore	7.05	6.97	foul	7.24	7.14	6.76
Varlack	foul	7.21	7.10	pass	pass	pass
Bowers	7.02	7.12	7.20	foul	7.01w	foul

University & College Men's Pole Vault Finals

1	Jacob Pauli, Northern Iowa	17'03.75" (5.28m)
2	Brad Tyler, Arkansas State	16'10.75" (5.15m)
3	Timo Makkonen, Georgia	16'10.75" (5.15m)
4	Chris Westfield, Oklahoma	16'05.50" (5.02m)
5	Greg Steele, Kansas	16'05.50" (5.02m)
6	Shane Stewart, Sam Houston State	16'05.50" (5.02m)
7	Gustavo Rehder, Arkansas State	16'00.75" (4.90m)
7	Jon Anderson, Minnesota	16'00.75" (4.90m)
9	Jon Colby Miller, Kansas	16'00.75" (4.90m)
	Courtney Wenzel, Central Michigan	NH
	Mike Brown, Notre Dame	NH
	Tom Swan, Baylor	NH
	Mike Mortensen, Arizona	NH
	Chris Daniel, Kentucky	NH
	Jeff Dutoit, Arizona	NH
	Jeremy Mull, Wichita State	NH
	Mike McNamara, Oklahoma	NH
	Andrei Skvortsov, Central Missouri State	NH

SERIES	4.90	5.02	5.15	5.28	5.50
	16-0.75	16-5.50	16-10.75	17-3.75	

18-0.50					
Pauli	P	P	P	OX	OOO
Tyler	X	X	OX	OOO	
Makkonen	OOX	X	OX	OOO	
Westfield	OX	X	OOO		
Steele	OX	OX	OOO		
Stewart	P	OOX	OOO		

Skvortsov no height at 7.28

Men's Special Pole Vault Finals

1	Jeff Hartwig, Nike International	18'06.50" (5.65m)
2	Nick Hysong, Nike International	18'06.50" (5.65m)
3	Chad Harting, Bell Athletics	18'00.50" (5.50m)
4	Tye Harvey, Indiana Invaders	18'00.50" (5.50m)
5	Derek Miles, Ultimate Athletic Club	17'06.50" (5.35m)
6	Dominic Johnson, Sky Athletics	17'06.50" (5.35m)
7	Jeff Dutoit, Arizona	17'00.75" (5.20m)
8	Mike Edwards, British Athletic	17'00.75" (5.20m)
8	Lon Badeaux, Bell Athletics	17'00.75" (5.20m)
10	Michael Drummey, Ultimate Athletic Club	17'00.75" (5.20m)
	Bill Deering, MF Athletic Club	NH
	Chris Duffy, Outlaw Sports Club	NH

SERIES	5.05	5.20	5.35	5.50	5.65	5.80
	16-6.75	17-0.25	17-6.50	18-0.50	18-6.50	19-0.75
Hartwig	P	P	P	X	X	OOO
Hysong	P	P	P	OX	OOX	OOO
Harting	P	P	X	OX	OOO	
Harvey	P	X	OX	OX	OOO	
Miles	P	X	OX	OOO		
Johnson	P	OX	OX	OOO		
Dutoit	P	X	OOO			
Edwards	X	OX	withdrew			
Badeaux	P	OX	OOO			
Drummy	P	OOX	OOO			
Deering	P	P	OOO			
Duffy	OOO					

University & College Men's Shot Put Finals

1	Reese Hoffa, Georgia	63'02.00" (19.25m)
2	Tepa Reinikainen, Texas-El Paso	60'06.00" (18.44m)
3	Jamie Beyer, Iowa State	58'09.50" (17.92m)
4	Mark Hoxmeier, Boise State	58'08.00" (17.88m)
5	Dan Fax, Marquette	58'05.75" (17.82m)
6	Zech Schiebout, Iowa State	57'07.50" (17.56m)
7	Amo van der Westhuizen, Iowa	56'10.25" (17.33m)
8	Matt Eicholtz, Georgia	55'04.25" (16.87m)
9	Ryan Speers, Kansas	54'08.25" (16.67m)
10	Tom Barrett, Illinois State	54'04.00" (16.56m)
11	Alex Smith, Iowa	53'07.75" (16.35m)
12	Jeremy Allen, Iowa	53'07.50" (16.34m)
13	Ahville Black, Louisiana Tech	53'04.50" (16.27m)
14	Scott Theis, Kentucky	52'06.50" (16.01m)
15	Casey Seyfert, Fort Hays State	51'11.00" (15.82m)
16	Travis Zins, St. Cloud State	50'11.00" (15.52m)
17	Jeff Marsh, Minnesota	50'06.00" (15.39m)
18	Justin Asher, Minnesota	50'03.25" (15.32m)
19	Andrew Rootz, Arkansas State	50'00.50" (15.25m)
20	Tim O'Neill, Northern Iowa	49'08.50" (15.15m)
21	Nick Andersen, Simpson	49'03.75" (15.03m)

SERIES THROWS

Hoffa	18.31	18.62	foul	18.34	18.60	19.25
Reinikainen	18.44	18.29	18.12	18.13	18.19	18.13
Beyer	foul	17.92	foul	foul	17.88	foul
Hoxmeier	17.42	17.88	17.73	17.00	foul	foul
Fax	17.15	17.82	17.13	foul	foul	17.07
Schiebout	16.99	17.04	17.56	foul	16.74	foul

University & College Men's Discus Finals

1	Stefanos Konstas, Texas-El Paso	184'01" (56.12m)
2	Jamie Beyer, Iowa State	178'10" (54.52m)
3	Mark Hoxmeier, Boise State	176'07" (53.82m)
4	Jason Wood, Arkansas State	175'02" (53.40m)
5	Clint Panek, Wichita State	172'07" (52.60m)
6	Adam Reed, Minnesota	169'10" (51.76m)
7	Tyson Bertrand, Nebraska-Kearney	166'02" (50.66m)
8	Markku Kontinen, Georgia	164'09" (50.21m)
9	Zech Schiebout, Iowa State	163'11" (49.96m)
10	Ahville Black, Louisiana Tech	163'09" (49.92m)
11	Justin Asher, Minnesota	163'06" (49.83m)
12	Nojan Wolkow, South Dakota State	163'02" (49.74m)
13	Mark Fahey, Minnesota	162'01" (49.41m)
14	David Puloka, Holy Cross	162'00" (49.38m)

15	Dan Fax, Marquette	159'10" (48.72m)
16	Darrell Meinke, Missouri	156'09" (47.77m)
17	Bill Nordyke, Northern Iowa	156'00" (47.56m)
18	Tamel Sisney, Kansas State	153'04" (46.73m)
19	Tom Barrett, Illinois State	152'09" (46.56m)
20	Matt Eicholtz, Georgia	151'11" (46.31m)
21	Brock Jarboe, Illinois State	147'02" (44.85m)
22	Jeremy Allen, Iowa	145'11" (44.48m)
23	Matt Kuhn, Fort Hays State	143'11" (43.87m)

SERIES THROWS

Konstas	54.84	55.06	55.20	56.12	55.42	foul
Beyer	foul	53.14	52.28	54.52	foul	52.00
Hoxmier	49.35	53.10	53.82	53.52	foul	foul
Wood	51.60	47.92	51.25	53.40	52.94	foul
Panek	foul	foul	50.56	foul	52.60	foul
Reed	foul	51.76	49.83	48.74	foul	foul

University & College Men's Hammer Finals

1	Ilmari Verho, Texas-El Paso	222'01" (67.70m)
2	Matt Kavanagh, Kentucky	219'11" (67.04m)
3	Arno van der Westhuizen, Iowa	200'01" (61.00m)
4	Jay Harvard, Georgia	197'08" (60.26m)
5	Scott Russell, Kansas	197'04" (60.14m)
6	Ioannos Apostolides, Toledo	190'11" (58.20m)
7	Ken Froemming, Morningside	188'08" (57.50m)
8	Andrew Rootz, Arkansas State	183'06" (55.94m)
9	Tom Barrett, Illinois State	182'10" (55.72m)
10	James Shannon, Kentucky	182'04" (55.58m)
11	Mike Koenning, Wisconsin-LaCrosse	181'07" (55.34m)
12	Jamie Beyer, Iowa State	180'11" (55.14m)
13	Chris Dunback, Kansas	180'08" (55.06m)
14	Dave Jennings, Northern Iowa	180'03" (54.94m)
15	Alex Moser, Bowling Green State	178'03" (54.34m)
16	Micah Shanks, Missouri	175'08" (53.54m)
17	Zech Schiebout, Iowa State	175'02" (53.40m)
18	Tamel Sisney, Kansas State	173'06" (52.88m)
19	Jay Hofner, Notre Dame	171'06" (52.28m)
20	Joe Bilek, St. Thomas	169'00" (51.52m)
21	Chris Cassata, Iowa	168'08" (51.40m)
22	Darin Schmitz, Kansas	164'11" (50.26m)
23	Brad Travis, Northern Iowa	157'11" (48.14m)

SERIES

Verho	61.82	66.30	65.32	66.78	67.70	foul
Kavanagh	63.42	64.08	foul	63.72	62.30	67.04
van der Westhuizen	61.00	foul	60.24	foul	59.40	foul
Harvard	foul	foul	59.20	foul	60.26	foul
Russell	foul	foul	60.14	foul	foul	58.12
Apostolides	58.20	57.90	foul	55.50	foul	56.46

University & College Men's Javelin Finals

1	Scott Russell, Kansas	231'06" (70.56m)
2	Justin St. Clair, Washington	227'04" (69.30m)
3	Peter Juszczuk, Southern Illinois	213'08" (65.12m)
4	Rob Minnitti, Washington	205'05" (62.62m)
5	Tate Tobkin, North Dakota State	204'09" (62.40m)
6	Matt Loughhead, Central Michigan	200'01" (61.00m)
7	Dan Ralph, Iowa	197'08" (60.26m)


8	Selwyn Smith, Lindenwood	194'02" (59.18m)
9	Tim Lyons, New Hampshire	190'01" (57.94m)
10	Jason Reid, Kansas State	188'08" (57.52m)
11	Larry Aschebrock, Wisconsin-Stevens Point	185'11" (56.66m)
12	Tomi Paalanen, Missouri Southern	180'01" (54.88m)
13	Derek Dunlap, South Dakota	179'04" (54.66m)
14	Attila Zsvoczky, Kansas State	178'08" (54.46m)
15	Ryan Easley, Truman State	171'09" (52.34m)
16	Chris Allen, Fort Hays State	171'05" (52.24m)
17	Tim Ley, Toledo	156'06" (47.70m)

SERIES THROWS

Russell	65.42	foul	foul	65.44	67.50	70.56
St. Clair	69.26	67.12	69.14	foul	67.32	69.30
Juszczuk	62.18	62.08	foul	62.70	65.12	61.40
Minnitti	61.98	62.30	62.62	56.66	60.14	59.10
Tobkin	60.46	61.36	60.58	60.22	62.40	60.94
Loughhead	58.28	58.28	61.00	58.02	55.44	58.68

THE 90TH ANNUAL

DRAKE RELAYS



Multi Events

April 23-24, 1999

"Break On Through"

DEC/HEP WEATHER

WED. 21 APR 99

HIGH 62° F.

5-10 SHIFTING WIND

MOSTLY CLOUDY

THURS. 22 APR 99

HIGH 55° F.

10-20 NE WIND

CLOUDY - SOME LIGHT RAIN

1999 DRAKE Relays Heptathlon

Mellanee Welty
Wichita State
Bib#: 3075
Grade:

Competing
Total Points: 5185
Overall Place: 1

100m HURD
14.25 sec ()
Points: 943
Place: 2

HIGH JUMP
1.69 meters
5'06.50"
Points: 842
Place: 1

SHOT PUT
9.91 meters
32'06.25"
Points: 524
Place: 8

200 MTR
25.45 sec (0.93)
Points: 846
Place: 2

----- DAY 2 -----

LONG JUMP
5.49 meters
18'00.25" ()
Points: 697
Place: 4

JAVELIN
36.60 meters
120'01"
Points: 602
Place: 1

800 MTR
2:26.99
Points: 731
Place: 5

Kathrine Nielsen
Illinois State
Bib#: 2500
Grade:

Competing
Total Points: 5076
Overall Place: 2

100m HURD
15.12 sec ()
Points: 826
Place: 6

HIGH JUMP
1.69 meters
5'06.50"
Points: 842
Place: 1

SHOT PUT
10.14 meters
33'03.25"
Points: 539
Place: 6

200 MTR
25.68 sec (0.93)
Points: 825
Place: 4

----- DAY 2 -----

LONG JUMP
5.60 meters
18'04.50" ()
Points: 729
Place: 3

JAVELIN
33.96 meters
111'05"
Points: 552
Place: 4

800 MTR
2:24.52
Points: 763
Place: 2

Millicent Sylvan
Alcorn State
Bib#: 2250
Grade:

Competing
Total Points: 4694
Overall Place: 3

100m HURD
13.98 sec ()
Points: 981
Place: 1

HIGH JUMP
1.69 meters
5'06.50"
Points: 842
Place: 1

SHOT PUT
10.29 meters
33'09.25"
Points: 548
Place: 4

200 MTR
26.00 sec (0.93)
Points: 797
Place: 5

----- DAY 2 -----

LONG JUMP
5.79 meters
19'00.00" ()
Points: 786
Place: 1

JAVELIN
22.96 meters
75'04.00"
Points: 344
Place: 11

800 MTR
2:56.74
Points: 396
Place: 11

Kendra Stannard
Northern Iowa
Bib#: 2782
Grade:

Competing
Total Points: 4655
Overall Place: 4

100m HURD
15.13 sec ()
Points: 825
Place: 7

HIGH JUMP
1.51 meters
4'11.50"
Points: 632
Place: 9

SHOT PUT
10.25 meters
33'07.50"
Points: 546
Place: 5

200 MTR
25.40 sec (0.93)
Points: 850
Place: 1

----- DAY 2 -----

LONG JUMP
5.65 meters
18'06.50" ()
Points: 744
Place: 2

JAVELIN
21.26 meters
69'09.00"
Points: 312
Place: 12

800 MTR
2:25.85
Points: 746
Place: 3

Jill George
Northern Iowa
Bib#: 2776
Grade:
Competing
Total Points: 4653
Overall Place: 5
100m HURD
15.10 sec ()
Points: 828
Place: 5
HIGH JUMP
1.51 meters
4'11.50"
Points: 632
Place: 9
SHOT PUT
9.94 meters
32'07.50"
Points: 526
Place: 7
200 MTR
26.22 sec (2.57)
Points: 773
Place: 7
----- DAY 2 -----
LONG JUMP
5.31 meters
17'05.25" ()
Points: 645
Place: 6
JAVELIN
31.46 meters
103'02"
Points: 504
Place: 6
800 MTR
2:26.32
Points: 740
Place: 4

Hillary Hyland
Illinois State
Bib#: 2495
Grade:
Competing
Total Points: 4560
Overall Place: 6
100m HURD
14.88 sec ()
Points: 858
Place: 3
HIGH JUMP
1.69 meters
5'06.50"
Points: 842
Place: 1
SHOT PUT
11.83 meters
38'09.75"
Points: 650
Place: 2
200 MTR
27.32 sec (2.57)
Points: 685
Place: 10
----- DAY 2 -----
LONG JUMP
5.30 meters
17'04.75" ()
Points: 643
Place: 7
JAVELIN
30.56 meters
100'03"
Points: 487
Place: 7
800 MTR
2:56.90
Points: 395
Place: 12

Karie Dahlgren
Valparaiso
Bib#: 3005
Grade:
Competing
Total Points: 4464
Overall Place: 7
100m HURD
15.20 sec ()
Points: 815
Place: 8
HIGH JUMP
1.45 meters
4'09.00"
Points: 566
Place: 11
SHOT PUT
8.07 meters
26'05.75"
Points: 404
Place: 11
200 MTR
25.66 sec (2.57)
Points: 827
Place: 3
----- DAY 2 -----
LONG JUMP
4.81 meters
15'09.50" ()
Points: 508
Place: 10
JAVELIN
34.46 meters
113'01"
Points: 561
Place: 2
800 MTR
2:23.01
Points: 783
Place: 1

Karen Fink
Doane
Bib#: 3241
Grade:
Competing
Total Points: 4432
Overall Place: 8
100m HURD
16.17 sec ()
Points: 694
Place: 10
HIGH JUMP
1.66 meters
5'05.25"
Points: 806
Place: 5
SHOT PUT
12.04 meters
39'06.00"
Points: 664
Place: 1
200 MTR
25.23 sec (2.57)
Points: 613
Place: 12
----- DAY 2 -----
LONG JUMP
5.05 meters
16'07.00" ()
Points: 573
Place: 8
JAVELIN
34.20 meters
112'02"
Points: 556
Place: 3
800 MTR
2:44.19
Points: 526
Place: 10

Maria Derezewski
Central Michigan
Bib#: 2377
Grade:

Competing
Total Points: 4394
Overall Place: 9

100m HURD
16.85 sec ()
Points: 614
Place: 12

HIGH JUMP
1.60 meters
5'03.00"
Points: 736
Place: 7

SHOT PUT
10.43 meters
34'02.75"
Points: 558
Place: 3

200 MTR
26.45 sec (0.33)
Points: 758
Place: 8

----- DAY 2 -----

LONG JUMP
5.42 meters
17'09.50" ()
Points: 677
Place: 5

JAVELIN
29.88 meters
98'00"
Points: 474
Place: 9

800 MTR
2:39.61
Points: 577
Place: 8

Stacey Chipman
Western Illinois
Bib#: 3040
Grade:

Competing
Total Points: 4131
Overall Place: 10

100m HURD
16.48 sec ()
Points: 657
Place: 11

HIGH JUMP
1.57 meters
5'01.75"
Points: 701
Place: 8

SHOT PUT
9.45 meters
31'00.00"
Points: 494
Place: 9

200 MTR
27.24 sec (0.93)
Points: 692
Place: 9

----- DAY 2 -----

LONG JUMP
4.81 meters
15'09.50" ()
Points: 508
Place: 10

JAVELIN
32.44 meters
106'05"
Points: 523
Place: 5

800 MTR
2:41.47
Points: 556
Place: 9

Peggy Bakalyar
Drake
Bib#: 2397
Grade:

Competing
Total Points: 3943
Overall Place: 11

100m HURD
15.98 sec ()
Points: 717
Place: 9

HIGH JUMP
1.63 meters
5'04.25"
Points: 771
Place: 6

SHOT PUT
7.93 meters
26'00.25"
Points: 395
Place: 12

200 MTR
27.59 sec (2.57)
Points: 664
Place: 11

----- DAY 2 -----

LONG JUMP
4.45 meters
14'07.25" ()
Points: 416
Place: 12

JAVELIN
24.90 meters
81'08.50"
Points: 380
Place: 10

800 MTR
2:37.67
Points: 600
Place: 7

Lisa Wolbrink
Central Michigan
Bib#: 2392
Grade:

Competing
Total Points: 3744
Overall Place: 12

100m HURD
14.91 sec ()
Points: 854
Place: 4

HIGH JUMP
0.00 meters
Points:
Place:

SHOT PUT
8.85 meters
29'00.50"
Points: 454
Place: 10

200 MTR
26.04 sec (2.57)
Points: 794
Place: 6

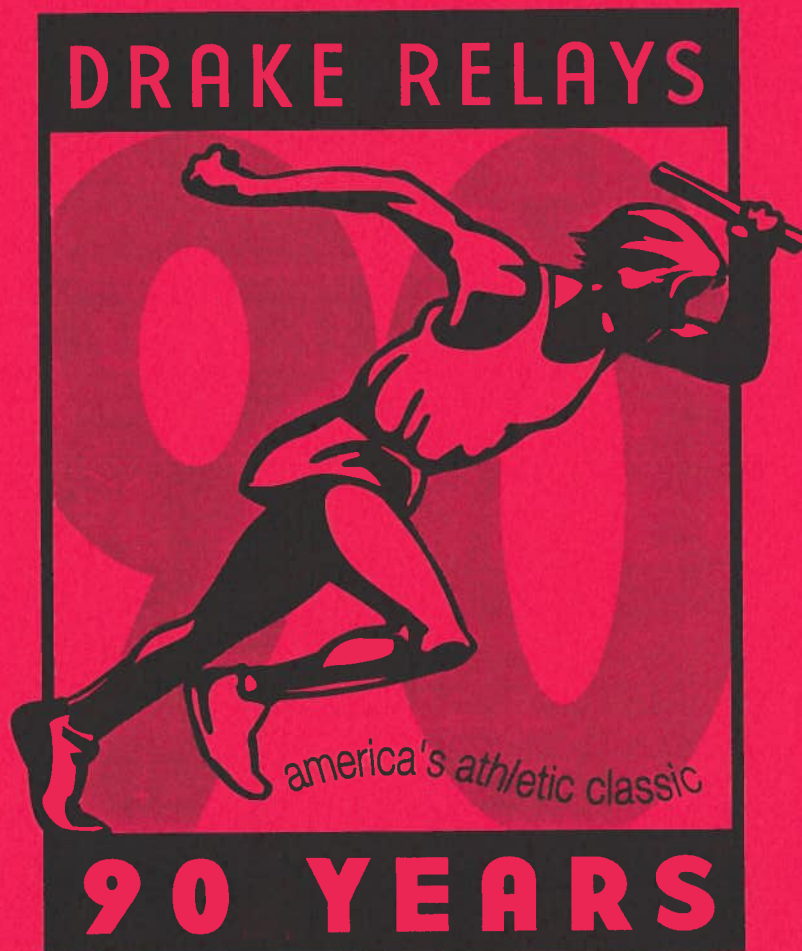
----- DAY 2 -----

LONG JUMP
4.83 meters
15'10.25" ()
Points: 514
Place: 9

JAVELIN
29.94 meters
98'03"
Points: 475
Place: 8

800 MTR
2:33.20
Points: 653
Place: 6

THE 90TH ANNUAL
DRAKE RELAYS



University/College Women's Results
April 23-24, 1999
"Break On Through"

1999 Drake Relays

Drake University, Des Moines, Iowa

Friday-Saturday, April 23-24, 1999

UNIVERSITY, COLLEGE & INVITATIONAL WOMEN

FRIDAY WEATHER: MORNING - 41 degrees, cloudy with winds out the North at 12-15 mph. FRIDAY AFTERNOON WEATHER- 53 degrees, cloud with winds from the Northeast at 7-10 mph. Attendance--15,828.

SATURDAY WEATHER: MORNING - Clear and sunny. 48 degrees at 8 p.m. With winds from the East 6-9 mph. Noon temp was 57 degrees. SATURDAY WEATHER - Clear and sunny with afternoon high of 63 degrees. Winds mostly from the East at 8-10 mph. Attendance--18,000 (34th straight Saturday sellout)

Software by Track-on-a-Mac... 1-800-PETE-MAC

4/28@1:13 AM

University & College Women's 100 Meter Dash Finals

Wind: -2.13

1	Ssereta Lafayette, Baylor	11.83
1	Beverley Langley, Southwestern Louisiana	11.83
3	Althea Johnson, McKendree	11.99
4	Precious Madison, Arkansas	12.06
5	Ola Adetiba, Iowa State	12.09
6	LaQuinta Manahan, Texas-Arlington	12.13
7	Traci Jeffery, Lincoln	12.28
8	Camille Ross, Wisconsin-Whitewater	12.32

Preliminary Heat 1

Wind: +0.92

1	Traci Jeffery, Lincoln	11.93
2	Kimela West, Kansas State	12.13
3	Kiesha Cowin, Ball State	12.19
4	Kim Heath, Minnesota	12.38
5	Nathelie Daniels, Southwest Texas State	12.50
6	Christi Hogan, Drake	12.91

Preliminary Heat 2

Wind : +3.21

1	Beverley Langley, Southwestern Louisiana	11.73
2	Althea Johnson, McKendree	11.73
3	Carly Lambert, Nebraska-Omaha	12.33
4	Ashley Shaw, Southwest Texas State	12.46
5	Shante Burke, Michigan State	12.68
5	Amber Day, Minnesota	12.68

Preliminary Heat 3

Wind : +1.19

1	Ssereta Lafayette, Baylor	11.65
2	Precious Madison, Arkansas	11.88
3	LaQuinta Manahan, Texas-Arlington	11.96
4	Ola Adetiba, Iowa State	12.00
5	Lakeya Boatright, Iowa	12.00
6	Sabrina Dawkins, Texas-Arlington	12.30
7	Monika Rolle, Texas-Arlington	12.40

Preliminary Heat 4

Wind : +0.44

1	Camille Ross, Wisconsin-Whitewater	12.10
2	Christina Williams, Illinois State	12.28
3	Carla Hanson, Tulsa	12.35
4	Deborah Cordner, Northern Iowa	12.37
5	Melissa Childs, Drake	12.87
6	Shree Jones, Central Michigan	22.30
	Michelle Baptiste, Southwest Missouri State	DNS

Women's Special 200 Meter Dash Finals

Wind: -0.75

1	LaTasha Jenkins, Ball State	22.96
2	Agne Visockate, McKendree	23.66
3	Ssereta Lafayette, Baylor	23.70
4	Sariyu Shittu, Indiana State	24.66

Women's Special 400 Meter Dash Finals

Wind:

1	Maicel Malone, New Balance	51.31
2	Yulanda Nelson, Baylor	51.42
3	Shanelle Porter, US West	52.60
4	Kim Graham, Asics	53.04
5	Saidat Onanuga, Texas-El Paso	53.46
6	Heather Keltner, Southeast Missouri State	54.13
7	Jill Zwagerman, Drake	55.53
8	Rachel Woods, Kansas State	56.68

University & College Women's 800 Meter Run Finals

Wind:

1	Beth Bayser, Lewis	2:08.05
2	Candace Nicholson, Illinois	2:08.72
3	Mari Chandler, Central Michigan	2:10.75
4	Trina Steines, Wartburg	2:11.07
5	Nicole Addington, Drake	2:11.10
6	Tammy Wenkel, Southeast Missouri State	2:11.88
7	Ann Brady, Ball State	2:11.90
8	Courtney Inman, Washington	2:12.48

9	Krista Trei, South Dakota	2:13.82
10	Kristin Parrott, Western Illinois	2:16.22
11	Cindy Scott, North Dakota	2:16.51
12	Emily Diederich, Kansas State	2:17.63
13	Petrona McClymont, McKendree	2:17.67

University & College Women's 1500 Meter Run Finals

Wind:

1	Katie Meyer, Missouri	4:28.46
2	Laura McKinley, Georgia	4:28.77
3	Jill Scheibel, Iowa	4:29.49
4	Katie Crabb, Oregon	4:29.56
5	Linda Sjostrom, Texas-Arlington	4:30.32
6	Becky Leppard, North Dakota	4:31.38
7	Alienor Gilchrist, Iowa State	4:32.01
8	Amanda Crouse, Kansas State	4:33.54
9	Margaret Butler, Washington	4:37.64
10	Karyn Duba, Michigan State	4:41.91
11	Stefanie Senn, South Dakota	4:41.94
12	Alex Knoke, Georgia	4:51.32
13	Sarah Korir, McKendree	5:04.45

Invitational Women's 1500 Meter Run Finals

Wind:

1	Fran ten Bensel, New Balance	4:20.32
2	Jeanette Castro, El Paso	4:20.52
3	Becki Wells, Unattached	4:21.33
4	Kristin Ahlepil, Texas-Arlington	4:22.36
5	Collette Liss, Valparaiso	4:22.38
6	Rasa Michniovaite, Minnesota	4:24.13
7	Mari Chandler, Central Michigan	4:25.15
8	Tara Mendoza, Illinois	4:25.43
9	Rebecca Wilmes, Columbia	4:29.69
10	Erin Bresnan, Unattached	4:31.34
11	Laurie Meythaler, Iowa State	4:37.52
12	Ann Somerville, Michigan State	4:39.35

University & College Women's 3000 Meter Run Finals

Wind:

1	Priscilla Hein, Arizona State	09:41.73
2	Kasia Arient, Lewis	09:49.39
3	Molly Wedel, South Dakota	09:50.74
4	Nancy Dollar, Baylor	09:52.85
5	Heather McMahon, Oregon	09:53.26
6	Andrea Pullen, Central Michigan	10:00.43
7	Joy Cutrano, Southern Illinois	10:04.29
8	Jenny Richey, Loras	10:04.96
9	Minna Haronoja, Minnesota	10:05.71
10	Cristy Swartz, Wichita State	10:07.35
11	Tara Biltoft, Nebraska-Omaha	10:16.04
12	Ann Marie Brooks, Missouri	10:16.69
13	Bridget O'Brien, Notre Dame	10:17.75
14	Katie Hennessey, Illinois	11:01.00

Invitational Women's 5000 Meter Run Finals

Wind:

1	Sherri Smith, Baylor	16:10.62
2	Karin Ernstrom, Baylor	16:13.71

3	Tara Chaplin, Arizona	16:26.52
4	Julia Stamps, Stanford	16:40.55
5	Stephanie Dueringer, Indiana Invaders	16:43.06
6	Anna Aoki, Washington	16:45.73
7	Deeja Youngquist, Washington	16:46.58
8	Kara Syrdal, Washington	16:47.31
9	Cori Knoeller, Adidas	16:48.03
10	Mary Duerbeck, Arizona State	16:53.26
11	Sarah Korir, McKendree	17:05.99
12	Keri Wells, Wisconsin-Platteville	17:11.23
13	Amy Macaisek, Arizona State	17:13.90
14	Tracey Bearden, Drake	17:16.62
15	Elaine Eggleston, Minnesota	17:20.08
16	Sarah Murton, Drake	17:23.77
17	Leah Gifford, Augustana-SD	17:24.15
18	Erin Jones, Georgia	17:35.59
19	Jennifer Anderson, Northwestern	17:37.85
20	Andrea Crapisi, Iowa State	17:38.99
21	Kelley Strickler, Indiana State	17:39.53
22	Emily Keller, Georgia	17:45.39
23	Jennifer Kehoe, Kentucky	17:52.34
24	Carla Sudbeck, Drake	17:56.14
25	Tami Long, Valparaiso	17:57.49
26	Victoria Moses, Minnesota	18:01.08
27	Leah Nilsson, Michigan State	18:05.41
28	Heidi Eilola, Wichita State	18:07.84
29	Katie Sekinger, Missouri	18:11.63
30	Brianne Harrington, Central Florida	18:28.25
31	Mandy Vitense, Iowa	18:30.48
	Amy Erickson, Marquette TC	DNF

Invitational Women's 10,000 Meter Run Finals

Wind:

1	Carrie Gould, Eastern Michigan	34:28.33
2	Corinne Nimitz, Minnesota	34:32.14
3	Annie Wetterhus, Kansas State	34:42.37
4	Kara Newton, Baylor	35:26.43
5	Cecilia Jeverstam, Baylor	35:26.71
6	Kirsten O'Hara, Unattached	35:29.85
7	Jennifer Schultz, McNeese State	35:33.99
8	Ekaterini Fotopoulou, Kansas State	35:47.59
9	Riana van Rensburg, Wichita State	35:50.02
10	Katrin Engelen, Arizona	36:06.15
11	Sonya Shedden, Central Florida	36:08.86
12	Kim Moore, Missouri	36:32.18
13	Beth Luebbering, Truman State	36:34.22
14	Ashley McLeod, Missouri	36:35.32
15	Kim Lorenz, Western Michigan	36:37.15
16	Stefanie Burklow, Central Michigan	36:42.25
17	Laura Harger, Central Michigan	36:58.64
18	Sarah McCullough, Marquette	37:02.82
19	Sandy Thomas, Central Missouri State	37:20.24
20	Amy Edwards, Loras	37:26.77
21	Lisa York, Santa Monica TC	37:31.48
22	Kim Edwards, Western Michigan	37:39.72
23	Shawna DeSmet, South Dakota State	37:42.23
24	Sarah Harvey, Oklahoma	37:48.89

25	Karen Smidt, Northern Colorado	38:03.89
26	Jennifer Monico, Southern Illinois	38:25.84
	Emily Hauer, Wisconsin-Milwaukee	DNF
	Deb Huddleston, Minnesota	DNF

University & College Women's 100 Meter Hurdles Finals

Wind: -2.58

1	Nzingah Kamani, Baylor	14.01
2	Paula Ruen, Iowa	14.09
3	Colleen Prendergast, Iowa	14.28
3	Aurelia Trywianska, Iowa State	14.28
5	Marisa Robinson, Arkansas	14.32
6	Lutisha Shittu, Kentucky	14.58
6	Andrea Baker, Central Michigan	14.58
	Monique Salter, Georgia	DNS

Preliminary Heat 1

Wind: +0.76

1	Monique Salter, Georgia	13.91
2	Marisa Robinson, Arkansas	13.99
3	Andrea Baker, Central Michigan	14.01
4	Mellanee Welty, Wichita State	14.12
5	Latisha Rivers, Georgia	14.48
6	Neisha Thompson, McKendree	14.76
7	Lashunte McReynolds, Nebraska-Omaha	15.04

Preliminary Heat 2

Wind : +1.17

1	Nzingah Kamani, Baylor	13.73
2	Colleen Prendergast, Iowa	13.92
3	Aurelia Trywianska, Iowa State	13.95
4	Shanda Spurlock, Olivet Nazarene	14.10
5	Laura Aschoff, Illinois	14.17
6	Keisha Harvey, McKendree	14.41
7	Carlisa Epperson, Ball State	14.65
8	Rori Kelly, Arizona	14.97

Preliminary Heat 3

Wind : +1.81

1	Lutisha Shittu, Kentucky	13.80
2	Brenna Fleishman, Northern Iowa	14.16
3	Francis Sealy, Arkansas	14.30
4	Teena Clincy, Kansas State	14.53
5	Dee Wear, Northern Iowa	14.76
6	Carmen Wright, Kansas State	14.99
7	Keli Walker, Indiana State	15.13
8	Kerry O'Bric, Baylor	15.19

Preliminary Heat 4

Wind : +1.13

1	Paula Ruen, Iowa	13.84
2	Patrice Davis, Washington	14.05
3	Candy Phillips, Eastern Illinois	14.23
4	Dee Brown, Arkansas	14.31
5	Ayesha George, Ball State	14.35
6	Rannveig Kvalvik, Missouri	14.69
7	Angie Bruecker, Indiana State	19.92
	Joy Krekelberg, Marquette	DNF

University & College Women's 400 Meter Hurdles Finals

Wind:

1	Nadia Schmiedt, Notre Dame	0:59.00
2	Keisha Griffis, Washington	0:59.02
3	Kim Buckner, Sam Houston State	0:59.24
4	Angela Craft, Purdue	0:59.43
5	Deandra Doubrava, Emporia State	0:59.67
6	Julie Head, Drake	1:00.98
7	Jennifer Runchey, Drake	1:01.06
8	Neisha Thompson, McKendree	1:08.13

Preliminary Heat 1

Wind:

1	Kim Buckner, Sam Houston State	1:01.40
2	Neisha Thompson, McKendree	1:01.91
3	Katarina Svensson, Iowa State	1:02.27
4	Kim Parman, Ball State	1:05.09
5	Kierstin Doyle, Purdue	1:05.19
6	Lanie Millar, Baylor	1:06.64
7	Ruqayya Raheem, Iowa	1:07.49
8	Cori Verbeski, South Dakota	1:11.06

Preliminary Heat 2

Wind :

1	Nadia Schmiedt, Notre Dame	1:01.14
2	Kari Karhoff, Central Michigan	1:01.93
3	Daphne Harris, Arkansas	1:04.66
4	Becky Rigel, Missouri	1:04.79
5	Tanya Dolgovska, Southern Illinois	1:05.47
6	Aisha Hooker, Baylor	1:05.54
7	LaShell Nelson, Southwest Texas State	1:05.58
8	Shannon Mihaltan, Hastings	1:08.87

Preliminary Heat 3

Wind :

1	Keisha Griffis, Washington	1:01.13
2	Jennifer Runchey, Drake	1:01.14
3	Angie Bruecker, Indiana State	1:02.45
4	Lara Kelley, Washington	1:02.86
5	Sueanna Hilton, Oklahoma Baptist	1:03.49
6	Sally Vail, Boise State	1:04.10
7	Tamara Thompson, Arkansas State	1:08.14

Preliminary Heat 4

Wind :

1	Angela Craft, Purdue	1:01.26
2	Deandra Doubrava, Emporia State	1:01.54
3	Julie Head, Drake	1:01.88
4	Linise Gordon, Ball State	1:02.54
5	Yvette White, Minnesota	1:03.10
6	Brandy Dames, Florida Memorial	1:18.01

University & College Women's 4x100 Shuttle Hurdle Relay Finals

Wind:

1	WASHINGTON Patrice Davis, Lara Kelley Kelsey Sheppard, Keisha Griffis	0:57.54
---	---	---------

2	NORTHERN IOWA	0:58.99
	Kendra Stannard, Dee Wear Jill George, Brenna Fleishman	
3	PURDUE	1:00.57
	Krissy Liphardt, Kierstin Doyle Beth Reid, Angela Craft	
	BALL STATE	DQ-58.83
	Ayesha George, Linise Gordon Kim Parman, Carlisa Epperson	

Preliminary Heat 1

Wind:

1	WASHINGTON	0:57.69
	Patrice Davis, Lara Kelley Kelsey Sheppard, Keisha Griffis	
2	MISSOURI	1:00.45
	Rannveig Kvalvik, Jill Aholt Michelle Moran, Eli Sommerfeldt	
	ARKANSAS	DQ-1:00.31
	Francis Sealy, Dee Brown Daphne Harris, Marisa Robinson	

Preliminary Heat 2

Wind :

1	PURDUE	0:59.48
	Krissy Liphardt, Kierstin Doyle Beth Reid, Angela Craft	
2	KANSAS STATE	1:00.81
	Carmen Wright, Teena Clincy Terresha DeRossett, Aubree Moore	

Preliminary Heat 3

Wind :

1	BALL STATE	0:58.36
	Ayesha George, Linise Gordon Kim Parman, Carlisa Epperson	
2	NORTHERN IOWA	0:58.42
	Kendra Stannard, Dee Wear Jill George, Brenna Fleishman	
3	COE	1:06.72
	Erica Rutledge, Jessica Lincoln Jessica Criswell, Katie Mohrfeld	

University & College Women's 4x100 Meter Relay Finals

Wind:

1	GEORGIA	44.36
	Latisha Rivers, Kelly Perryman Tasha Mahone, Debbie Ferguson	
2	BAYLOR	44.59
	Yulanda Nelson, Keisa Brown Stacey Bowers, Ssereta Lafayette	
3	IOWA STATE	45.75
	Trina Radske, Victoria Gunnarsson Christina Peterson, Ola Adetiba	
4	TEXAS-ARLINGTON	45.81
	Monika Rolle, LaQuinta Manahan Sabrina Dawkins, Chaska Hooper	
5	TEXAS-EL PASO	46.18
	Astrid Ellie, Saidat Onanuga Lisa Bonser, Jemia Jackson	
6	SOUTHWESTERN LOUISIANA	46.19
	Michelle Nelson, Beverley Langley Sharla Ballard, Nedra Green	
7	IOWA	46.41
	Colleen Prendergast, Stacey-Leigh Bynoe Lakeya Boatright, Paula Ruen	

Preliminary Heat 1

1	BAYLOR	45.15
	Yulanda Nelson, Keisa Brown Stacey Bowers, Ssereta Lafayette	
2	IOWA	46.73
	Colleen Prendergast, Stacey-Leigh Bynoe Lakeya Boatright, Paula Ruen	
3	WESTERN MICHIGAN	47.03
	Angela Cole-Curry, Kelly Cooper Alea Benston, Dorothea Game	
4	CENTRAL MICHIGAN	47.16
	Kari Karhoff, Andrea Baker Heather Knight, Shree Jones	
5	MINNESOTA	47.57
	Amber Day, Yvette White Patti Galle, Kim Heath	
6	DRAKE	48.36
	Christi Hogan, Jill Zwagerman Jorie Spayth, Melissa Childs	
7	TEXAS SOUTHERN	49.04
	Toni Todd, Merivonne Jones Tonya Thomas, Deatra Brandon	
8	NORTH DAKOTA	49.92
	Jess Williams, Chantel Larson Suzanne Bergantine, Crystal White	

Preliminary Heat 2

1	TEXAS-ARLINGTON	46.06
	Monika Rolle, LaQuinta Manahan Sabrina Dawkins, Chaska Hooper	
2	SOUTHWESTERN LOUISIANA	46.48
	Michelle Nelson, Beverley Langley Sharla Ballard, Nedra Green	
3	IOWA STATE	46.64
	Trina Radske, Victoria Gunnarsson Christina Peterson, Ola Adetiba	
4	TEXAS-EL PASO	46.66
	Astrid Ellie, Saidat Onanuga Lisa Bonser, Jemia Jackson	
5	INDIANAPOLIS	48.61
	Tara Wion, Toni Satterfield Kristen Becker, Alyssa Shaul	
6	NEBRASKA-OMAHA	48.78
	Carly Lambert, Karisa Foight Kelly Koziol, Keonna Shaw	
7	AUGUSTANA-SD	49.11
	Kelli Haar, Laura Graf Jill Schneider, Sarah Mismash	
8	WESTERN ILLINOIS	49.70
	Tanya Hunnigan, Antrica Spears Erin Real, Kristin Owens	

Preliminary Heat 3

1	GEORGIA	45.23
	Latisha Rivers, Kelly Perryman Tasha Mahone, Debbie Ferguson	
2	WASHINGTON	47.28
	Chelsie Pentz, Shavon Hawkins Lara Kelley, Keisha Griffis	
3	NORTH DAKOTA STATE	47.38
	Kristen Bachmeier, Jill Theeler Jessi Melland, Tamara Wigley	
4	BALL STATE	47.70
	Kiesha Cowin, Domoni Graham Crystal Bonewitz, LaTasha Jenkins	

5	INDIANA STATE	47.77
	Ebony Jackson, Sariyu Shittu Sheila Taylor, Kim Shittu	
6	SOUTH DAKOTA	48.35
	Tori Devericks, Stephanie Knight Michelle Munson, Sara Deckert	
	ARKANSAS	DNR
	Precious Madison, Daphne Harris Marisa Robinson, Francis Sealy	
	SOUTHEAST MISSOURI STATE	DNR
	Heather Keltner, Shauna Birge Kim Stewart, Nat Talley	

Iowa College 4x100 Meter Relay

1	MORNINGSIDE	48.91
	Kelly Bass, Meredith Davis Sarah Schmidt, Kim Counce	
2	LORAS	49.11
	Wendy Ellis, Andrea Metcalf Theresa Kelly, Jessie Greener	
3	WARTBURG	49.97
	Barb White, Brianne Schoonover Andrea Kakacek, Susie Reinhardt	
4	BUENA VISTA	50.80
	Amy Frederick, Angie Patterson Katie Clipperton, Eden Smith	
5	CENTRAL	51.07
	Wendy Leinen, Abby Gonzales Jenny Carroll, Katie Brees	
6	SIMPSON	51.43
	Amy McMartin, Debbie Melcher Mary Potts, Kerry Flinn	
7	COE	51.93
	Jill VanDerLeest, Jessica Lincoln Erica Rutledge, Marisol Santana	

University & College Women's 4x200 Meter Relay

1	BAYLOR	1:33.45
	Yulanda Nelson, Barbara Petrahn Stacey Bowers, Ssereta Lafayette	
2	GEORGIA	1:34.43
	Latisha Rivers, Dana Burnett Kelly Perryman, Debbie Ferguson	
3	SOUTHWEST MISSOURI STATE	1:36.13
	Michelle Baptiste, Trudi Garrett Verneta Lesforis, Juliet Pommells	
4	BALL STATE	1:36.31
	Kiesha Cowin, Linise Gordon Crystal Bonewitz, LaTasha Jenkins	
5	TEXAS-ARLINGTON	1:37.61
	Monika Rolle, LaQuinta Manahan Chaska Hooper, Misty Lowe	
6	WESTERN MICHIGAN	1:38.22
	Angela Cole-Curry, Kelly Cooper Alea Benston, Dorothea Game	
7	SOUTHEAST MISSOURI STATE	1:39.05
	Heather Keltner, Kim Stewart Nat Talley, Shauna Birge	
8	MARQUETTE	1:40.62
	Sher-ree Beekman, Katherine McQuin Jennifer Batie, Joy Krekelberg	

Preliminary Heat 1

Wind:

1	BAYLOR	1:38.38
	Keisa Brown, Barbara Petrahn Quanta Anderson, Stacey Bowers	

2	TEXAS-ARLINGTON	1:39.71
	Monika Rolle, LaQuinta Manahan Chaska Hooper, Misty Lowe	
3	MARQUETTE	1:41.71
	Sher-ree Beekman, Katherine McQuin Jennifer Batie, Joy Krekelberg	
4	ARKANSAS	1:42.41
	Precious Madison, Francis Sealy Daphne Harris, Crystal Shadd	
5	DRAKE	1:44.09
	Christi Hogan, Melissa Childs Jorie Spayth, Laura Borland	
6	MORNINGSIDE	1:44.88
	Kelly Bass, Meredith Davis Kim Counce, Sarah Schmidt	
7	AUGUSTANA-IL	1:45.39
	Kim Baier, Kathy Schmitt Kristi Boesen, Chrissy Hammer	
8	BUENA VISTA	1:49.23
	Amy Frederick, Angie Patterson Katie Clipperton, Eden Smith	

Preliminary Heat 2

Wind :

1	BALL STATE	1:38.12
	Kiesha Cowin, Linise Gordon Crystal Bonewitz, LaTasha Jenkins	
2	WASHINGTON	1:43.25
	Chelsie Pentz, Shavon Hawkins Marzette Penton, Patrice Davis	
3	NEBRASKA-OMAHA	1:46.30
	Carly Lambert, Sarah Tate Unknown, Cathy Craig	
4	WARTBURG	1:47.23
	Barb White, Jeanette Olson Susie Reinhardt, Jennifer Donohue	
5	NORTHERN STATE	1:47.60
	Lynne Nacke, Laura Laible Tam Hekrdle, Amy Inhofer	
	SOUTHWESTERN LOUISIANA	DQ-1:39.48
	Sharla Ballard, Nedra Green Michelle Nelson, Beverley Langley	
	MCKENDREE	DQ-1:40.77
	Agne Visockate, Althea Johnson Nadia Cunningham, Neisha Thompson	

Preliminary Heat 3

Wind :

1	SOUTHWEST MISSOURI STATE	1:36.90
	Michelle Baptiste, Trudi Garrett Verneta Lesforis, Juliet Pommells	
2	GEORGIA	1:37.26
	Dana Burnett, Aisha Tull Sharkara Grant, Whitney Hillman	
3	SOUTHEAST MISSOURI STATE	1:40.29
	Heather Keltner, Kim Stewart Nat Talley, Shauna Birge	
4	WESTERN MICHIGAN	1:40.59
	Angela Cole-Curry, Kelly Cooper Alea Benston, Dorothea Game	
5	WESTERN ILLINOIS	1:46.02
	Tanya Hunnigan, Antrica Spears Erin Real, Kristin Owens	
6	MINNESOTA STATE-MANKATO	1:46.80
	Laura Prechel, Patty Dvorak Missy Roos, Terra Foster	

7 NORTH DAKOTA 1:47.07
 Jess Williams, Chantel Larson
 Suzanne Bergantine, Crystal White
 GUSTAVUS ADOLPHUS DQ-1:46.61
 Stacy Homer, Kajsja Larson
 Laura Carlson, Erica Stone

Preliminary Heat 4

Wind :

1 FLORIDA MEMORIAL 1:46.23
 2 DORDT 1:51.33

Jim Duncan Univ. Women's 4x400 Meter Relay

Wind:

1 BAYLOR 3:35.07
 Angelique Banket 54.7, Quanta Anderson 53.6
 Idoreyin Esiere 54.8, Yulanda Nelson 52.8
 2 SOUTHWEST MISSOURI STATE 3:36.21
 Juliet Pommells 54.6, Augustine Charles 52.7
 Trudi Garrett 55.0, Verneta Lesforis 53.5
 3 ARIZONA 3:42.01
 Shanna Griffin 55.3, Danielle Price 54.4
 Cara Cline 56.2, Carolyn Jackson 55.7
 4 WASHINGTON 3:42.80
 Monique Glass 55.6, Keisha Griffis 54.3
 Patrice Davis 56.5, Lara Kelley 56.4
 5 KANSAS STATE 3:44.28
 Darcy Morris 56.2, Carmen Wright 55.1
 Karriema Parris 56.8, Rachel Woods 57.0
 6 GEORGIA 3:45.43
 Sharkara Grant 55.6, Aisha Tull 55.6
 Whitney Hillman 57.9, Dana Bumett 56.3
 7 NORTHERN IOWA 3:45.66
 Kendra Stannard 57.5, Deborah Cordner 55.5
 Jill Bakewell 55.8, Nikole Nelson 56.8
 8 DRAKE 3:45.97
 Jennifer Runchey 57.6, Jill Zwagerman 55.1
 Nicole Addington 57.2, Julie Head 56.0

Preliminary Heat 1

Wind:

1 SOUTHWEST MISSOURI STATE 3:39.73
 Juliet Pommells 54.5, Augustine Charles 57.9
 Trudi Garrett 53.4, Verneta Lesforis 53.9
 2 KANSAS STATE 3:44.16
 Rachel Woods 56.8, Carmen Wright 55.7
 Karriema Paris 56.6, Darcy Morris 55.7
 3 TEXAS-EL PASO 3:45.70
 Astrid Ellie 56.1, Laura Cabrales 56.3
 Lisa Bonser 58.1, Saidat Onanuga 56.2
 4 MCNEESE STATE 3:49.69
 Brandy Spencer 56.5, Sarah Davies 57.3
 Roslayn Carter 58.1, Annice Small 57.1
 5 IOWA STATE 3:51.10
 Katarina Svensson 57.7, Victoria Gunnarsson 57.3
 Marcy Krumm 59.2, Christina Peterson 56.9
 6 TEXAS-ARLINGTON 3:55.27
 Misty Lowe 58.2, LaQuinta Manahan 59.2
 Chaska Hooper 60.6, Mishael Bertand 57.3
 7 MAINE 3:57.10
 Maegan Limoges, Elizabeth Holmes
 Vanessa McGowan, Maggie Vandenberg

Preliminary Heat 2

Wind :

1 NORTHERN IOWA 3:44.16
 Kendra Stannard 57.4, Deborah Cordner 55.2
 Jill Bakewell 55.7, Nikole Nelson 55.9
 2 GEORGIA 3:44.87
 Sharkara Grant 57.0, Aisha Tull 54.5
 Whitney Hillman 57.5, Dana Bumett 55.8
 3 DRAKE 3:45.20
 Jennifer Runchey 57.8, Jill Zwagerman 54.9
 Nicole Addington 56.5, Julie Head 56.0
 4 WESTERN MICHIGAN 3:50.11
 Justine Phillips 56.7, Angela Cole-Curry 57.6
 Lynetta McCorvey 58.5, Kelly Cooper 57.1
 5 SOUTHWEST TEXAS STATE 3:51.66
 LaShelli Nelson 58.7, Ashley Shaw 57.6
 LaTrice Anderson 57.3, Courtney Darter 58.0
 6 SOUTHERN ILLINOIS 3:57.38
 Tanya Dolgovska, Ayanna Rowland
 Gayla Hamington, Leah Nolden

Preliminary Heat 3

Wind :

1 BAYLOR 3:43.36
 Angelique Banket 56.3, Idoreyin Esiere 56.6
 Quanta Anderson 54.3, Barbara Petrahn 57.0
 2 TULSA 3:45.95
 Inemesit Usoroh 57.5, Caroline Avbovbede 54.9
 Tiffaney Williams 55.2, Sharon Newton 58.4
 3 INDIANA STATE 3:47.93
 Angie Bruecker 57.2, Sheila Taylor 57.2
 Brandy Halterman 57.3, Saryu Shittu 56.2
 4 IOWA 3:50.01
 Ruqayya Raheem 58.9, Stacey-Leigh Bynoe 55.7
 Margaret Hall 59.9, Lakeya Boatright 55.5
 5 MINNESOTA 3:51.00
 Yvette White 56.4, Amber Day 58.7
 Jenny Moylan 58.7, Jessica Shuster 57.4
 6 MICHIGAN STATE 4:01.90
 Shante Burke 59.2, Shanna Ashley 58.6
 Kastie Bonner 62.2, Lindsay Towne 61.1

Preliminary Heat 4

Wind :

1 ARIZONA 3:43.77
 Nicole Thomas 56.1, Danielle Price 57.1
 Cara Cline 57.0, Carolyn Jackson 53.8
 2 WASHINGTON 3:44.35
 Monique Glass 55.6, Kelsey Sheppard 56.3
 Patrice Davis 56.3, Ashya Muhammad 55.9
 3 BALL STATE 3:48.29
 Jada Phelps 56.9, Brandi Smiley 56.8
 Crystal Bonewitz 57.9, Domoni Graham 58.8
 4 MARQUETTE 3:50.08
 Jennifer Batie 56.3, Jeannette Batie 57.1
 Sher-ree Beekman 57.9, Joy Krekelberg 58.9
 5 SOUTHWESTERN LOUISIANA 3:51.07
 Beverley Langley 58.7, Michelle Nelson 55.7
 Michelle Poullard 58.6, Nedra Green 58.1
 6 CENTRAL MICHIGAN 3:51.61
 Kari Karhoff 57.1, Heather Knight 56.9
 Abby Jaroscak 57.2, Deanna Vogel 57.2

College Women's 4x400 Meter Relay Finals

Wind:

1	MCKENDREE	3:43.29
	Althea Johnson 56.4, Nadia Cunningham 55.9 Agne Visockate 55.2, Neisha Thompson 55.8	
2	NORTH DAKOTA STATE	3:46.61
	Kristen Bachmeier 58.1, Jill Theeler 55.8 Jessi Melland 57.0, Tamara Wigley 55.7	
3	EMPORIA STATE	3:46.72
	Gillian Curtiss-Masters 56.8, Kristin Brune 57.7 Celeste DeTiege 57.3, Kari Pitman 54.9	
4	LEWIS	3:49.60
	Dayna Hice 59.5, Beth Bayser 57.3 April Young 57.1, Lana Jekabsove 55.6	
5	AUGUSTANA-SD	3:50.66
	Kelli Haar 58.8, Andrea Harens 57.7 Sarah Mismash 57.2, Laura Graf 56.9	
6	NEBRASKA-OMAHA	3:51.22
	Karisa Foight 58.0, Katie McDonnell 58.9 Kelly Koziol 58.2, Shannon Williams 56.6	
7	GUSTAVUS ADOLPHUS	3:53.05
	Stacy Horner 59.0, Kajsa Larson 60.4 Laura Carlson 56.6, Erica Stone 57.0	

Preliminary Heat 1

Wind:

1	NORTH DAKOTA STATE	3:46.45
	Kristen Bachmeier 58.6, Jill Theeler 55.7 Jessi Melland 57.4, Tamara Wigley 55.2	
2	EMPORIA STATE	3:51.03
	Gillian Curtiss-Masters 58.2, Kristin Brune 57.7 Kari Pitman 59.4, Deandra Doubrava 55.7	
3	GUSTAVUS ADOLPHUS	3:54.80
	Stacy Horner 59.6, Kajsa Larson 59.7 Laura Carlson 57.5, Erica Stone 58.0	
4	WARTBURG	3:56.17
	Jeanette Olson 58.9, Rachel Miller 60.9 Sommer Baxton 59.3, Brianne Schoonover 57.0	
5	OKLAHOMA CHRISTIAN	4:08.09
	Jennifer Moreno 62.2, Jancy Gharkhanian 62.3 Lisa Heath 62.4, Crys Starks 62.2	

Preliminary Heat 2

Wind :

1	MCKENDREE	3:46.76
	Althea Johnson 57.0, Nadia Cunningham 59.3 Agne Visockate 54.2, Neisha Thompson 56.2	
2	LORAS	3:53.62
	Jennie Johnson 59.3, Andrea Metcalf 57.5 Theresa Kelly 58.9, Wendy Ellis 57.9	
3	ST. CLOUD STATE	3:56.43
	Ellie Rock 60.3, Stacy Fioreck 59.9 Nicole Bergh 59.7, Jen Higgins 56.5	
4	NEBRASKA WESLEYAN	4:00.36
	Beth Haley 59.2, Gina Carriker 59.5 Kenna Schneringer 61.5, Wendi Rocolo 60.2	
5	NORTH DAKOTA	4:00.54
	Jess Williams 61.1, Missy Berg 59.0 Jackie Feser 58.9, Jackie Auwarter 62.3	
6	MORNINGSIDE	4:07.62
	Kelly Bass 62.2, Sarah Schmidt 62.1 Sheryl Bell 61.9, Ryan McCray 61.5	
7	WISCONSIN-PLATTEVILLE	4:09.01
	Jen Hawk 62.1, Brooke Bausch 60.3 Jamie Bylsma 63.9, Denise Olson 62.8	

Preliminary Heat 3

Wind :

1	NEBRASKA-OMAHA	3:53.20
	Karisa Foight 58.6, Katie McDonnell 60.0 Kelly Koziol 57.8, Sandy Derby 56.8	
2	SOUTH DAKOTA	3:56.74
	Cori Verbeski 62.2, Allison Wolley 60.4 Krista Trei 58.7, Stephanie Knight 55.4	
3	WISCONSIN-WHITEWATER	3:57.49
	Stacey Homickel 61.0, Kara Krumenauer 59.4 Vanessa Rieder 60.2, Camille Ross 56.9	
4	OKLAHOMA BAPTIST	3:58.07
	Joy Stowe 60.7, Amber Staats 61.6 Sueanna Hilton 58.4, Brandy Bratton 57.4	
5	CENTRAL MISSOURI STATE	3:58.46
	Elaine Jamagin 59.4, Tiffany Hunter 60.2 Rachel Harvey 59.1, Marisa Johnston 59.7	
6	NORTHERN COLORADO	4:01.65
	Audrey Cobain 61.3, Jennifer Jones 61.3 Nikki Abramson 58.7, Vicki Kleinhans 60.3	
7	MINNESOTA-DULUTH	4:03.13
	Jackie Hjelden 60.5, Stephanie Jenson 60.4 Tammy Stang 63.0, Lori Schmidt 58.1	

Preliminary Heat 4

Wind :

1	LEWIS	3:50.28
	Dayna Hice 59.4, Beth Bayser 57.4 April Young 57.3, Lana Jekabsove 57.1	
2	AUGUSTANA-SD	3:51.94
	Kelli Haar 60.4, Andrea Harens 57.4 Sarah Mismash 57.3, Laura Graf 57.1	
3	HASTINGS	3:57.91
	Sharen Fidge 60.5, Sommer Neibur 57.0 Shannon Mihaltan 60.8, Amy Yockey 58.3	
4	FLORIDA MEMORIAL	4:00.32
	Brandy Dames 59.7, Sallie Green 60.0 Audrey Smith 60.7, Madeleine Joseph 60.6	
5	MINNESOTA STATE-MANKATO	4:01.02
	Laura Prechel 60.3, Terra Foster 61.2 Amanda Doman 60.9, Patty Dvorak 58.6	
6	AUGUSTANA-IL	4:01.63
	Jay Walsh 63.4, Amy Knapp 59.4 Maegan Hamis 59.9, Chrissy Hammer 58.9	
7	NORTHERN STATE	4:02.99
	Nancy Johnson 60.4, Lynne Nacke 61.2 Amanda Dietrich 61.3, Amy Inhofer 59.1	
8	DORDT	DQ-4:05.07
	Liz Dykstra, Cathy Palmer Lisa Cannegieter, Sarah Pluim	

University & College Women's 4x800 Meter Relay Finals

Wind:

1	OREGON	8:39.78
	Tish Henes 2:13.6, Marie Davis 2:08.1 Katie Crabb 2:10.9, Kaarin Knudson 2:07.2	
2	ARIZONA	8:44.24
	Danielle Price 2:14.4, Erin Doherty 2:10.5 Cara Cline 2:12.4, Shanna Griffin 2:07.0	
3	ARIZONA STATE	8:44.43
	Jen Bridgeman, Casey Schwartz Nicole Simmons 2:11.6, Priscilla Hein 2:08.7	
4	STANFORD	8:45.37
	Colleen Flohergy 2:09.8, Mary Cobb 2:11.6 Maurica Carlucci 2:11.9, LaShawndra Pace 2:12.1	

5	MISSOURI	8:48.02
	Ashley Wysong 2:11.4, Becky Rigel 2:10.5 Jennifer Leersen 2:13.6, Sunny Gilbert 2:12.6	
6	NORTHERN IOWA	8:57.34
	Teresa Grothus 2:13.4, Nikole Nelson 2:13.6 Rachel Dozark 2:17.6, Jennifer Jackson 2:12.5	
7	DRAKE	9:02.25
	Nicole Addington 2:13.0, Kelly Kincaid 2:17.1 Katie Kincaid 2:19.0, Carrie Cesario 2:13.2	
8	NOTRE DAME	9:03.93
	Leanne Brady 2:15.8, Erin Olson 2:14.5 Cara Motter 2:19.4, Hilary Burn 2:14.3	
9	NORTH DAKOTA	9:04.03
	Cindy Scott, Missy Berg Jackie Auwarter, Lisbeth Pedersen	
10	MINNESOTA	9:04.63
	Minna Haronoja, Jessica Shuster Gena Johnson, Jenny Moylan	
11	CONCORDIA-NE	9:07.23
	Rachael Geidel, Andrea Overstreet Stacey Hain, Julie Reinke	
12	NEW HAMPSHIRE	9:08.23
	Kelly Feibel, Kristy Falcon Amy DeCamp, Melanie Marin	
13	TULSA	9:09.49
	Sharon Newton, Jany Van Gerwen Erin Simpson, Marthia Robinson	
14	MICHIGAN STATE	9:12.02
	Lindsay Towne, Anna Adama Kastie Bonner, Gabi Dorsch	
15	PURDUE	9:20.70
	Jodi Kerklaan 2:18.5, Amy Crockett 2:18.0 Beth Reid 2:25.5, Ann Stechschulte 2:18.7	

University Women's Sprint Medley Relay Finals

Wind:

1	ARIZONA	3:48.57
	Brianna Glenn, Nicole Thomas Carolyn Jackson 53.3, Shanna Griffin 2:07.0	
2	KANSAS STATE	3:52.76
	Kimela West, Carmen Wright Darcy Morris 55.2, Emily Diederich 2:08.5	
3	GEORGIA	3:55.23
	Sharkara Grant, Tasha Mahone Aisha Tull 54.8, Kelly Greene 2:11.5	
4	SOUTHEAST MISSOURI STATE	3:56.74
	Shauna Birge, Nat Talley Heather Keltner 53.9, Tammy Wenkel 2:13.1	
5	INDIANA STATE	3:58.41
	Sariyu Shittu, Kim Shittu Sheila Taylor 56.0, Angie Bruecker 2:12.2	
6	BAYLOR	3:59.76
	Keisa Brown, Stacey Bowers Barbara Petrahn 53.9, Idoreyin Esiere 2:17.4	
7	ARKANSAS	3:59.77
	Precious Madison, Crystal Shadd Daphne Harris 27.1, Annette Quaid 2:13.1	
8	MCNEESE STATE	4:00.68
	Roslayn Carter, Annice Small Brandy Spencer 56.2, Sarah Davies 2:13.9	
9	WASHINGTON	4:01.16
	Chelsie Pentz, Marzette Penton Ashya Muhammad 56.2, Courtney Inman 2:14.2	
10	NORTHERN IOWA	4:01.45
	Kendra Stannard, Brenna Fleishman Deborah Cordner 54.9, Jill Bakewell 2:16.3	

11	SOUTHWEST TEXAS STATE	4:01.99
	Nathalie Daniels, Ashley Shaw LaTrice Anderson 56.6, Courtney Darter 2:15.3	
12	BALL STATE	4:02.28
	Jada Phelps, Domoni Graham Brandi Smiley 57.6, Ann Brady 2:14.5	
13	IOWA STATE	4:03.11
	Christina Peterson, Marcy Krumm Katarina Svensson 56.5, Anna Hauskins 2:16.0	
14	WESTERN MICHIGAN	4:04.60
	Kelly Cooper, Alea Benston Justine Phillips 56.4, Lynetta McCorvey 2:19.1	
15	WESTERN ILLINOIS	4:05.92
	Antrica Spears, Kristin Owens Carissa Wallace 57.4, Kristin Parrott 2:17.3	
16	TEXAS SOUTHERN	4:07.50
	Merivonne Jones, Capricia Majors Toni Todd 59.4, Cicely Pinkston 2:16.6	
17	MAINE	4:08.36
	Elizabeth Holmes, Maegan Limoges Maggie Vandenberg 57.6, Vanessa McGowan 2:17.8	
18	DRAKE	4:09.38
	Jorie Spayth, Melissa Childs Christi Hogan 58.7, Summer Johnson 2:18.6	
19	SOUTHERN ILLINOIS	4:11.25
	Tanya Dolgovska, Ayanna Rowland Leah Nolden 58.0, Becky Cox 2:20.5	
	CENTRAL MICHIGAN	DQ-4:13.00
	Kari Karhoff, Andrea Baker Deanna Vogel 64.7, Andrea Pullen 2:18.8	
	TULSA	DQ-3:58.42
	Carla Hanson, Caroline Avbovbede Tiffaney Williams 55.8, Jany Van Gerwen 2:15.2	

College Women's Sprint Medley Relay Finals

Wind:

1	LEWIS	3:54.62
	Nyasha Scott, April Young Lana Jekabsove 54.4, Beth Bayser 2:08.2	
2	EMPORIA STATE	4:00.56
	Gillian Curtiss-Masters, Melissa Burden Kristin Brune 57.8, Deandra Doubrava 2:12.0	
3	MCKENDREE	4:00.97
	Jody-Kaye Martines, Latoya Hudson Nadia Cunningham 56.1, Petrona McClymont 2:14.1	
4	NORTH DAKOTA STATE	4:03.92
	Jessi Melland, Jill Theeler Tamara Wigley 56.2, Rachel Kraft 2:17.4	
5	OKLAHOMA BAPTIST	4:04.67
	Rachael Row, Joy Stowe Sueanna Hilton 58.1, Brandy Bratton 2:12.5	
6	SOUTH DAKOTA	4:05.70
	Cori Verbeski, Ulani Smith Stephanie Knight 55.2, Allison Wolley 2:18.3	
7	NORTH DAKOTA	4:05.77
	Crystal White, Chantel Larson Jackie Feser 58.2, April Maine 2:17.2	
8	HASTINGS	4:07.67
	Shannon Mihaltan, Sommer Neibur Amy Yockey 58.3, Kim Bratton 2:16.7	
9	WISCONSIN-WHITEWATER	4:08.16
	Camille Ross, Heather Meier Stacey Homickel 60.0, Kara Krumenauer 2:17.0	
10	AUGUSTANA-SD	4:08.62
	Kelli Haar, Sarah Mismash Brittney Parmer 58.6, Andrea Harens 2:18.8	

11	AUGUSTANA-IL Kim Baier, Kristi Boesen Amy Knapp 58.7, Jay Walsh 2:18.4	4:08.82
12	CENTRAL MISSOURI STATE Elaine Jarnagin, Tiffany Hunter Marisa Johnston 58.4, Rachel Harvey 2:18.8	4:10.09
13	NORTHERN STATE Lynne Nacke, Laura Laible Amy Inhofer 58.6, Amanda Dietrich 2:19.1	4:11.62
14	NEBRASKA-OMAHA Carly Lambert, Keonna Shaw Amy Parsons 60.2, Shannon Williams 2:19.8	4:12.12
15	WARTBURG Barb White, Susie Reinhardt Jeanette Olson 58.2, Brianne Schoonover 2:20.7	4:12.21
16	MINNESOTA-DULUTH Amanda Spurgeon, Jackie Hjelden Lori Schmidt 57.8, Katie Huntley 2:20.0	4:14.32
17	BUENA VISTA Eden Smith, Katie Clipperton Andrea Lapham 62.5, Laurie Fickbohm 2:18.7	4:14.44
18	NORTHERN COLORADO Nikki Abramson, Jennifer Jones Audrey Cobain 60.0, Breanna Studenka 2:19.3	4:14.46
19	MINNESOTA STATE-MANKATO Terra Foster, Missy Roos Laura Prechel 57.2, Amanda Doman 2:18.0	4:14.74
20	ST. CLOUD STATE Angie Goldenstein, Eva Castellanos Jen Higgins 56.2, Rebecka Trachsel 2:26.4	4:14.87
21	MORNINGSIDE Sarah Schmidt, Meredith Davis Amy Craig 60.9, Ryan McCray 2:23.5	4:15.76
22	FLORIDA MEMORIAL Dorcia Cash, Sallie Green Brandy Dames, Madeleine Joseph	4:16.06
23	WISCONSIN-PLATTEVILLE Jamie Bylsma, Denise Olson Brooke Bausch, Kelly Schrandt	4:18.31
24	COE Jill VanDerLeest, Emy Johnson Marisol Santana 61.4, Niki Popp 2:23.5	4:21.63
25	CONCORDIA-SP Jenny Danielson, Jessica Breikreutz Laurie Steffenhagen, Melissa Beise	4:23.52
26	SIMPSON Debbie Melcher, Karen Saylor, Mary Potts 62.7, Jennifer Lennard 2:26.2	4:24.81
27	OKLAHOMA CHRISTIAN Crys Starks, Jennifer Moreno Lisa Heath, Jancy Gharkhanian	4:25.84
27	LINCOLN Traci Jeffery, Micquell Wallace Althea Williams 62.4, Tamizkia Howard 2:23.8	4:25.84
29	CORNELL Suzi Cucchetti, Megan Dabroski Katie Rudd 62.8, Melissa Hills 2:28.7	4:29.00
30	BELOIT Emily Lawton, Mandy Koch Laura Carpenter, Jen Kennington	4:30.14
	DORDT Jackie Eekhoff, Liz Dykstra Rachelle Walhof 61.6, Sarah Plum 2:17.9	DQ-4:13.55
	SIOUX FALLS Nicole Puetzman, Jill Kmetz Noelle Okken 61.0, Cheri Abma 2:24.8	DQ-4:19.32

Iowa College Sprint Medley Relay

	Wind:	
1	WARTBURG Barb White, Susie Reinhardt Jeanette Olson 58.2, Brianne Schoonover 2:20.7	4:12.21
2	BUENA VISTA Eden Smith, Katie Clipperton Andrea Lapham 62.5, Laurie Fickbohm 2:18.7	4:14.44
3	MORNINGSIDE Sarah Schmidt, Meredith Davis Amy Craig 60.9, Ryan McCray 2:23.5	4:15.76
4	COE Jill VanDerLeest, Emy Johnson Marisol Santana 61.4, Niki Popp 2:23.5	4:21.63
5	SIMPSON Debbie Melcher, Karen Saylor, Mary Potts 62.7, Jennifer Lennard 2:26.2	4:24.81
6	CORNELL Suzi Cucchetti, Megan Dabroski Katie Rudd 62.8, Melissa Hills 2:28.7	4:29.00
	DORDT Jackie Eekhoff, Liz Dykstra Rachelle Walhof 61.6, Sarah Plum 2:17.9	DQ-4:13.55

University & College Women's Distance Medley Relay Finals

	Wind:	
1	OREGON Marie Davis 3:26.6, Tish Henes 54.1 Katie Crabb 2:11.3, Kaarin Knudson 4:50.0	11:22.00
2	TEXAS-ARLINGTON Linda Sjostrom 3:33.9, Misty Lowe Mishael Bertand, Kristin Ahlepil 4:40.1	11:27.21
3	STANFORD Julia Stamps 3:31.9, LaShawndra Pace 57.4 Mary Cobb 2:12.5, Sally Glynn 4:46.3	11:27.50
4	MISSOURI Ashley Wysong 3:30.7, Christina Page 55.7 Sunny Gilbert 2:12.8, Katie Meyer 4:52.8	11:32.00
5	IOWA STATE Alienor Gilchrist 3:33.0, Christina Peterson Anna Hauskins, Laurie Meythaler 4:59.1	11:42.21
6	NORTHERN IOWA Jennifer Jackson, Deborah Cordner Nikole Nelson, Kari Thilges	11:49.06
7	GEORGIA Alex Knoke 3:51.9, Whitney Hillman 58.7 Kelly Greene 2:11.6, Laura McKinley 4:54.1	11:56.39
8	MICHIGAN STATE Ann Somerville 3:37.0, Shanna Ashley 57.8 Karyn Duba 2:18.0, Gabi Dorsch 5:14.7	12:01.58
9	ARIZONA Erin Doherty 3:35.1, Brianna Glenn 58.7 Danielle Price 2:16.6, Kristen Parrish 5:14.0	12:04.64
10	NORTHWESTERN Natalie McClure, Mary Beth Ellis Shannon McGowan, Cherrisse Lancaster	12:04.91
11	MARQUETTE Kim Bendel, Jeannette Batie Jessie Swan, Erika Jacobson	12:06.04
12	DRAKE Katie Kincaid, Jill Zwagerman Carie Cesario, Summer Johnson	12:09.73
13	SOUTHERN ILLINOIS Leah Steele, Tanya Dolgovska Leah Nolden, Becky Cox	12:15.90

RECORD—old mark, 3:55.89, South Dakota, 1997

- 14 CENTRAL-MISSOURI STATE 12:19.95
Erica Foltz, Elaine Jarnagin
Marisa Johnston, Rachel Harvey
- 15 PURDUE 12:29.54
Ann Stechschulte, Krissy Liphardt
Angie Draper, Jodi Kerklaan

University & College Women's High Jump Finals

- 1 Fiona Daly, Arizona State 5'11.25" (1.81m)
2 Tonya Kneifl, South Dakota 5'07" (1.70m)
2 Janet Eck, Fort Hays State 5'07" (1.70m)
4 Leslie Price, Boise State 5'07" (1.70m)
4 Candy Phillips, Eastern Illinois 5'07" (1.70m)
4 Leah Elbert, Iowa State 5'07" (1.70m)
4 Latifah Long, Georgia 5'07" (1.70m)
8 Tara Flaming, Arizona 5'07" (1.70m)
8 Erin Anderson, Kansas State 5'07" (1.70m)
8 Melissa Dyal, Indiana State 5'07" (1.70m)
8 Rebecca Kaza, Iowa 5'07" (1.70m) NH
Terresha DeRossett, Kansas State NH
Dee Brown, Arkansas
Amy Engle, Northern Iowa
Jennifer Engelhardt, Notre Dame
Beth Reid, Purdue
Colleen Lesondak, Western Michigan
Michelle Moran, Missouri
Amanda Koester, Northern Iowa
Suzy Bozin, Central Michigan
Julie Head, Drake
Laci Lewis, Baylor

SERIES	1.70	1.75	1.80	1.81	1.84
	5-7	5-9	5-11	5-11.25	6-0.50
Daly	X	OX	X	X	OOO
Kneifl	X	OOO			
Eck	X	OOO			
Phillips	OX	OOO			
Elbert	OX	OOO			
Long	OX	OOO			
Price	OX	OOO			
Flaming	OOX	OOO			
Anderson	OOX	OOO			
Dyal	OOX	OOO			
Kaza	OOX	OOO			

Women's Special Pole Vault

- 1 Kellie Suttle, Nike International 13'11.00" (4.24m)
2 Kim Becker, Reebok 13'05.00" (4.09m)
3 Mel Mueller, Nike International 13'05.00" (4.09m)
4 Jill Wittenwyler, Sky Athletics 13'05.00" (4.09m)
5 Candace Mason, Kansas 12'05.25" (3.79m)
6 Erin Anderson, Kansas State 12'05.25" (3.79m)
7 Shannon Gallagher, Bell Athletics 11'11.25" (3.64m)
8 Nikki Plant, Wichita State 11'11.25" (3.64m)
9 Jennifer Bass, South Dakota State 11'05.25" (3.49m)
10 Aaron Clark, Moorhead State 11'05.25" (3.49m)
11 Jackie Honey, Sky Athletics 11'05.25" (3.49m)
11 Mellanee Welty, Wichita State 11'05.25" (3.49m)
13 Monika Erlach, Oklahoma 11'05.25" (3.49m)
14 Christine Gulbrandsen, Minnesota 11'05.25" (3.49m)

- 15 Andrea Neary, Arizona 10'11.50" (3.34m)
16 Lindsey Harris, Oklahoma 10'11.50" (3.34m)
17 Olivia Mazzaglia, Arizona State 10'11.50" (3.34m)
18 Anna Simmons, Wichita State 10'11.50" (3.34m)
19 Andrea Branson, Kansas 10'05.50" (3.19m)
20 Rachel Matthews, Valparaiso 10'05.50" (3.19m)
21 Jorie Spayth, Drake 10'05.50" (3.19m)
22 Kendra Phelps, Baylor 09'11.75" (3.04m)
23 Erin DeVore, Western Illinois 09'11.75" (3.04m)
24 Sandy Pelkofer, South Dakota 09'11.75" (3.04m)
Misty Ballard, Baylor NH
Jen Leaman, Southeast Missouri State NH
Jill Montgomery, Accusplit Sporting NH

RECORD—old mark, 13-9 3/4 ; Kellie Suttle, Nike International, 1998

SERIES 3.19 3.34 3.49 3.64 3.79 3.94 4.09 4.24 4.32

Suttle	P	P	X	X	X	X	X	OX
OOO								
Becker	P	P	X	X	X	X	X	O-
Mueller	P	P	P	P	P	OOX	OX	OOO
Wittenwyler	P	P	P	OOX	OX	OOX	OOO	
Mason	OO	X	X	X	OX	OOO		
Anderson		OOX	OX	OX	OOX	OOO		

3.19 (10-5.50); 3.34 (10-11.50); 3.49 (11-5.25)
3.64 (11-11.50); 3.79 (12-5.25); 3.94 (12-11)
4.09 (13-5); 4.24 (13-11); 4.32 (14-2)

University & College Women's Long Jump Finals

Wind: +0.71

- 1 Trina Radske, Iowa State 20'09.00" (6.32m)
2 Tasha Mahone, Georgia 19'09.75" (6.04m)
3 Michelle Baptiste, Southwest Missouri State 19'09.75" (6.04m)
4 Jada Phelps, Ball State 19'00.50" (5.80m)
5 Christina Peterson, Iowa State 18'09.25" (5.72m)
6 Monique Salter, Georgia 18'08.75" (5.71m)
7 Candace Mason, Kansas 18'07.75" (5.68m)
8 Amanda Mooney, Baylor 18'07.25" (5.67m)
9 Ola Sesay, Kentucky 18'06.00" (5.64m)
10 Monika Rolle, Texas-Arlington 18'05.00" (5.61m)
11 Precious Madison, Arkansas 18'05.00" (5.61m)
12 Joy Krekelberg, Marquette 18'04.50" (5.60m)
13 Sharen Fidge, Hastings 18'03.25" (5.57m)
14 Laura Borland, Drake 18'03.25" (5.57m)
15 Kanasha Randle, Texas Southern 18'03.00" (5.56m)
16 Shayla Austin, Oklahoma 18'01.50" (5.52m)
17 Dee Brown, Arkansas 17'11.50" (5.47m)
18 Kerry O'Bric, Baylor 17'07.00" (5.36m)
19 Jorie Spayth, Drake 17'06.75" (5.35m)
20 Marissa Bushue, Eastern Illinois 17'02.75" (5.25m) ND
Capricia Majors, Texas Southern

SERIES JUMPS

Radske	6.13	foul	6.16	6.24	6.27	6.32
Mahone	5.91	5.98	6.01	5.98	6.04	5.80
Baptiste	foul	5.74	foul	5.94	6.04	foul
Phelps	5.80	5.47	5.34	foul	5.54	4.93
Peterson	foul	5.72	5.35	foul	foul	foul
Salter	5.67	5.71	5.61	pass	pass	pass

University & College Women's Triple Jump Finals

Wind: +1.82

1	Christine Gulbrandsen, Minnesota	41'08.75" (12.72m)
2	Shevan Threats, Kentucky	40'11.00" (12.47m)
3	Brianna Glenn, Arizona	39'07.25" (12.07m)
4	La'Shawna Mapp, Illinois State	39'01.75" (11.93m)
5	Lindsey Miller, Missouri	39'00.25" (11.89m)
6	Morene Beckford, Southwestern Louisiana	38'02.75" (11.65m)
7	Julie Head, Drake	38'00.25" (11.59m)
8	Takisha Morgan, Arizona	38'00.25" (11.59m)
9	Sharen Fidge, Hastings	37'11.25" (11.56m)
10	Marissa Bushue, Eastern Illinois	37'10.00" (11.53m)
11	Hilla Medalia, Southern Illinois	37'09.50" (11.52m)
12	Keisha Harvey, McKendree	37'06.75" (11.45m)
13	Eli Sommerfeldt, Missouri	37'01.75" (11.32m)
14	Kimela West, Kansas State	36'11.75" (11.27m)
15	Nathelie Daniels, Southwest Texas State	35'10.00" (10.92m)
16	Erika Johnson, Arizona State	35'09.25" (10.90m)
17	Michelle Mellegaard, South Dakota	35'07.75" (10.86m)
18	Tamara Espinosa, Arizona State	35'03.25" (10.75m)

SERIES JUMPS

Gulbrandsen	12.63	12.72	12.51	12.42	12.67	foul
Threats	12.34	11.92	12.17w	12.01	11.75	12.47
Glenn	11.84w	12.07w	11.43	11.59	12.04w	foul
Mapp	11.86	11.93w	11.71	11.65	11.76	11.72
Miller	11.82	foul	foul	foul	11.71	11.89w
Beckford	11.65w	foul	11.38	11.50	foul	foul

University & College Women's Shot Put Finals

1	Marsha French, Texas-Arlington	53'01.50" (16.19m)
2	Lisa Griebel, Iowa State	52'04.00" (15.95m)
3	Aubrey Schmitt, Minnesota	50'04.00" (15.34m)
4	April Malveo, Louisiana Tech	50'02.00" (15.29m)
5	Rhonda Hackett, Georgia	49'01.75" (14.98m)
6	Bambi Carson, Oklahoma	48'06.00" (14.78m)
7	Jenny Folz, Indiana State	48'05.25" (14.76m)
8	Nicole Chimko, Minnesota	46'08.75" (14.24m)
9	Renetta Seiler, Kansas State	45'10.50" (13.98m)
10	Ashley Dorsey, Texas-Arlington	45'10.50" (13.98m)
11	Melissa Brosseau, Central Michigan	45'10.00" (13.97m)
12	Janet Boettcher, Nebraska-Keamey	44'08.75" (13.63m)
13	Julia Karst-Gray, North Dakota State	44'07.00" (13.59m)
14	Heidi Quast, Kentucky	43'05.25" (13.24m)
15	Darnasha Clark, Sam Houston State	43'03.25" (13.19m)
16	Keisha Dunlap, Eastern Illinois	42'11.50" (13.09m)
17	Lucricia Purham, Southeast Missouri State	42'10.25" (13.06m)
18	Suzie vonBernuth, Kentucky	42'07.50" (12.99m)
19	Megan Gierstorf, Morningside	41'01.50" (12.53m)
	Stacy Tiefenauer, Arkansas	Fouls

SERIES THROWS

French	foul	16.19	foul	pass	pass	pass
Griebel	15.33	15.44	15.77	15.82	15.57	15.95
Schmitt	foul	14.54	15.00	15.32	15.02	15.34
Malveo	14.17	13.75	14.67	15.29	14.44	14.50
Hackett	14.98	foul	14.81	14.95	foul	foul
Carson	foul	14.32	foul	foul	foul	14.78

University & College Women's Discus Finals

1	Rhonda Hackett, Georgia	161'11" (49.36m)
2	Renetta Seiler, Kansas State	160'04" (48.86m)
3	April Malveo, Louisiana Tech	159'01" (48.50m)
4	Satu Jarvenpaa, Texas-El Paso	158'10" (48.42m)
5	Nicole Chimko, Minnesota	157'08" (48.06m)
6	Jenny Folz, Indiana State	154'05" (47.06m)
7	Holly Hyland, Indiana State	154'01" (46.96m)
8	Marlea Woodman, Kansas	152'07" (46.50m)
9	Toyinda Smith, Purdue	151'08" (46.22m)
10	Aubrey Schmitt, Minnesota	148'08" (45.32m)
11	Jessica Longfors, Oklahoma	147'04" (44.90m)
12	Brandy Echemach, South Dakota	145'02" (44.26m)
13	Suzie vonBernuth, Kentucky	144'07" (44.06m)
14	Lori Uher, Kansas State	142'06" (43.44m)
15	Bambi Carson, Oklahoma	141'04" (43.08m)
16	Amy Hogan, Purdue	137'04" (41.86m)
17	Summer Beydoun, Central Michigan	136'08" (41.66m)
18	Becky Baer, Ball State	135'03" (41.22m)
19	Monica Bellows, Arkansas	129'09" (39.56m)
20	Dore DeBartolo, Notre Dame	129'01" (39.36m)
21	Sarah Martin, Ball State	120'09" (36.82m)

SERIES THROWS

Hackett	foul	40.32	48.14	49.36	47.66	46.20
Seiler	47.26	47.34	48.60	foul	foul	48.86
Malveo	47.48	47.70	48.50	36.94	foul	foul
Jarvenpaa	43.94	foul	46.60	foul	48.34	48.42
Chimko	48.06	45.34	45.70	foul	foul	47.76
Folz	42.24	47.06	foul	45.40	46.64	45.60

University & College Women's Hammer

1	Renetta Seiler, Kansas State	197'11" (60.34m)
2	Beth Howard, Minnesota	189'01" (57.64m)
3	Toyinda Smith, Purdue	188'10" (57.56m)
4	Anna Whitham, Kansas State	188'08" (57.52m)
5	Carie Myers, Indiana State	180'08" (55.08m)
6	Amy Hogan, Purdue	180'01" (54.90m)
7	Jen Brown, Central Michigan	178'04" (54.36m)
8	Sarah Martin, Ball State	169'05" (51.64m)
9	Angie Hill, Minnesota	168'04" (51.30m)
10	Sara Groshek, Wisconsin-Stevens Point	166'01" (50.62m)
11	Melissa Yerk, Northern Iowa	160'07" (48.94m)
12	Dore DeBartolo, Notre Dame	159'10" (48.72m)
13	Becky Baer, Ball State	158'09" (48.40m)
14	Jen Haage, Morningside	158'06" (48.32m)
15	Brandy Echemach, South Dakota	157'08" (48.06m)
16	Katie McCoy, Georgia	156'07" (47.74m)
17	Marlea Woodman, Kansas	156'04" (47.66m)
18	Monica Bellows, Arkansas	153'10" (46.90m)
19	Melissa Brosseau, Central Michigan	148'10" (45.36m)
20	Keisha Dunlap, Eastern Illinois	141'04" (43.08m)

21 Kerri Blackstone, Iowa

132'08" (40.44m)

SERIES THROWS

Seiler	54.46	60.00	foul	60.34	57.14	foul
Howard	foul	foul	51.88	55.70	57.64	foul
Smith	56.48	56.86	55.18	57.02	57.56	foul
Whitham	57.52	foul	55.24	56.60	foul	57.12
Myers	51.76	49.12	foul	foul	foul	55.08
Hogan	53.24	54.62	foul	50.24	foul	54.90

University & College Women's Javelin Finals


1	Vigdis Gudjonsdottir, Georgia	165'10" (50.56m)
2	Linda Lindqvist, Minnesota	159'06" (48.62m)
3	Nicole Chimko, Minnesota	152'10" (46.58m)
4	Tracey Holloman, Missouri	150'06" (45.88m)
5	Regina Taylor, Fort Hays State	143'04" (43.70m)
6	Mandy Beck, Iowa	139'08" (42.58m)
7	Andrea Bulat, Kansas	137'05" (41.88m)
8	Vicki Webb, Wichita State	137'03" (41.84m)
9	Sarah DeRonde, Iowa State	136'09" (41.68m)
10	Dana Voss, Coe	136'04" (41.56m)
11	Anna Whitham, Kansas State	134'01" (40.86m)
12	Candace Mason, Kansas	132'06" (40.38m)
13	Beth Burkett, Kentucky	130'07" (39.80m)
14	Sara Groshek, Wisconsin-Stevens Point	128'01" (39.04m)
15	Betsy Cordell, Kansas	124'08" (38.00m)
16	Jina Bos, Central	118'07" (36.14m)
17	Jackie Kelble, Missouri-Rolla	115'05" (35.18m)
18	Brook Christianson, Simpson	111'06" (34.00m)

SERIES THROWS

Gudjonsdottir	46.14	46.50	46.16	45.86	46.74	50.56
Lindqvist	44.38	47.18	48.62	pass	pass	pass
Chimko	45.22	46.58	43.88	45.54	foul	46.58
Holloman	45.88	foul	42.88	37.60	38.18	37.16
Taylor	35.20	43.70	foul	38.68	42.04	41.90
Beck	42.58	41.38	40.40	41.34	39.30	39.40

THE 90TH ANNUAL

DRAKE RELAYS



High School Results

April 23-24, 1999

"Break On Through"

1999 Drake Relays

Drake University, Des Moines, Iowa

Friday-Saturday, April 23-24, 1999

HIGH SCHOOL BOYS & GIRLS

FRIDAY WEATHER: MORNING - 41 degrees, cloudy with winds out the North at 12-15 mph. FRIDAY AFTERNOON WEATHER- 53 degrees, cloud with winds from the Northeast at 7-10 mph. Attendance--15,828.

SATURDAY WEATHER: MORNING - Clear and sunny. 48 degrees at 8 p.m. With winds from the East 6-9 mph. Noon temp was 57 degrees. SATURDAY WEATHER - Clear and sunny with afternoon high of 63 degrees. Winds mostly from the East at 8-10 mph. Attendance--18,000 (34th straight Saturday sellout)

Software by Track-on-a-Mac... 1-800-PETE-MAC

4/28@12:03 AM

High School Boys' 100 Meter Dash Finals

Wind: +0.73

1	Marques Simmons (SO), Davenport North	10.90	✓
2	Lucas Hill (JR), Davenport Central	11.08	
3	Chris Jarvis (SO), Washington	11.08	
4	Jerod Torrey (SR), Centerville	11.08	
5	Ben Cox (JR), Marshalltown	11.13	
6	James Lopes (JR), Des Moines North	11.16	
7	Ben Spellman (JR), Valley of West Des Moines	11.26	
8	Josh Wilson (SR), Ottumwa	11.37	

Preliminary Heat 1

Wind: +2.74

1	Marques Simmons (SO), Davenport North	10.94	
2	Jerod Torrey (SR), Centerville	11.07	
3	Greg Swenson (SR), Valley of West Des Moines	11.28	
4	Kolby Jones (SR), Dowling of West Des Moines	11.28	
5	Ryan Kampman (SR), Hampton-Dumont	11.29	
6	Jacob Fishell (SR), Alburnett	11.64	
7	Brett Bultje (FR), Storm Lake	11.67	
	Dave Kelley (SR), Dubuque	DNS	

Preliminary Heat 2

Wind : +0.85

1	James Lopes (JR), Des Moines North	11.06	
2	Lucas Hill (JR), Davenport Central	11.21	
3	Eric Kahle (SO), Dubuque Wahlert	11.44	
4	Dustin Eggers (SR), West Marshall of State Center	11.44	
5	Tim Secory (SR), Clear Lake	11.46	
6	Mike Nissen, Camanche	11.63	
7	Dylan Sanderson, Central of De Witt	11.69	
	Zach Grimm (SR), Iowa Mennonite of Kalona	FS	

Preliminary Heat 3

Wind : +1.34

1	Ben Cox (JR), Marshalltown	11.19	
2	Ben Spellman (JR), Valley of West Des Moines	11.25	
3	Josh Wilson (SR), Ottumwa	11.28	

4	Hakim Hill (SO), Iowa City	11.32
5	Andrew Dunn (SR), Glenwood	11.54
6	Chad Herrig (SR), Dubuque	11.70
7	Andy Hadden (JR), Oskaloosa	11.75
8	Ian Farrell (JR), Iowa City Regina	11.95

Preliminary Heat 4

Wind : +1.30

1	Chris Jarvis (SO), Washington	11.26
2	Brad Richtsmeier (SR), Cedar Falls	11.28
3	Adam Pennington (JR), Indianola	11.35
4	Eric Ries (SR), West Delaware of Manchester	11.42
5	Ben Barnhart (SR), Edgewood-Colesburg	11.47
6	Andre Mitchell (SR), Des Moines Hoover	11.50
7	Scott Lansing (SR), Wapsie Valley of Fairbank	11.67
8	Justin Smith (SR), South O'Brien of Paullina	11.72

High School Boys' 1600 Meter Run Finals

Wind:

1	Tim Orris (SR), Dubuque	4:22.70
2	Erik Goff (SO), Bettendorf	4:23.54
3	Bob Moreno (JR), Iowa City	4:23.76
4	Adam Sundall (SR), Algona Garrigan	4:24.70
5	Chris Francois (SR), Davenport North	4:25.93
6	Craig Cartier (JR), Marshalltown	4:26.37
7	Harvey Coble (SR), Council Bluffs Jefferson	4:27.20
8	Ben Glaser (SO), Dowling of West Des Moines	4:28.03
9	Steve Larson (SR), Cedar Rapids Xavier	4:28.78
10	Bobby Atkins (SR), Des Moines Roosevelt	4:28.99
11	Tony Eckman (SR), Des Moines Lincoln	4:29.50
12	Luke Guthrie (SR), Ames	4:29.68
13	Jesse Von Behren (SR), Olin	4:31.58
14	Taylor Johnson (SR), Burlington	4:32.75
15	Chris Jensen (JR), Mason City	4:33.10
16	Nick Betts (SR), Pleasant Valley	4:34.33
17	Brett Bacan (SR), St. Mary's of Remsen	4:34.57
18	Russ Leino (SO), Valley of West Des Moines	4:34.74
19	Eric McDermott (SR), Central of De Witt	4:39.12

20	Chris Jones (SO), Iowa City West	4:40.87
	Grant Shadden (JR), Marshalltown	DNS

High School Boys' 3200 Meter Run Finals

Wind:

1	Steve Larson (SR), Cedar Rapids Xavier	09:24.60
2	Nick Roberts (JR), Ames	09:26.69
3	Adam Sundall (SR), Algona Garrigan	09:30.78
4	Grant Shadden (JR), Marshalltown	09:33.30
5	Ben Schuteman (JR), Bettendorf	09:36.07
6	Chris Jensen (JR), Mason City	09:37.46
7	Trent Graham (JR), Des Moines Roosevelt	09:40.17
8	Eric McDermott (SR), Central of De Witt	09:41.68
9	Chris Jones (SO), Iowa City West	09:44.27
10	Nick Betts (SR), Pleasant Valley	09:44.64
11	Tim Hibbing (JR), Ames	09:44.67
12	Kyle Messmer (JR), Bettendorf	09:45.81
13	Josh Crain (SR), Marshalltown	09:47.60
14	Chris Francois (SR), Davenport North	09:51.17
15	Dan Wiltgen (SR), Sioux City Heelan	09:53.56
16	Marcus Murphy (JR), Ankeny	09:53.78
17	Andy Cooper (SR), Dubuque Wahlert	09:54.67
18	Taylor Johnson (SR), Burlington	10:00.72
19	Justin Halvorson (SR), New Hampton	10:27.72

High School Boys' 110 Meter Hurdles Finals

Wind: +0.79

1	Cyrus Nichols (SR), Des Moines Roosevelt	14.43
2	Matt Strand (SR), Alburnett	14.98
3	Nate Sawvell (SR), Wilton	15.03
4	Sean Johnson (JR), Clinton	15.06
5	Blake Flansche (JR), New Hampton	15.17
6	Justin McDermott (SR), Panorama of Panora	15.43
7	Erik Melloy (SR), Mount Pleasant	15.50
8	Ryan Bell (JR), Marshalltown	16.72

Preliminary Heat 1

Wind: +1.33

1	Erik Melloy (SR), Mount Pleasant	14.98
2	Matt Strand (SR), Alburnett	15.10
3	Sean Johnson (JR), Clinton	15.13
4	Nate Sawvell (SR), Wilton	15.23
5	Jeremy Howell (SR), Collins-Maxwell-Baxter	15.34
6	Jeff Happe (SR), Ames	15.36
7	Tom Anthony (SO), Pleasant Valley	15.92
8	Jeff De Haan (FR), Storm Lake	16.81

Preliminary Heat 2

Wind : +0.62

1	Ryan Bell (JR), Marshalltown	15.11
2	Blake Flansche (JR), New Hampton	15.13
3	Ryan Jenness (SR), South O'Brien of Paullina	15.39
4	Andrae Delaney (SR), Des Moines Roosevelt	15.62
5	Nick Nanninga (JR), Le Mars Gehlen	15.67
6	Alan Abram (JR), Valley of West Des Moines	15.77
7	Tony Barrett (SR), Belmont-Klemme	15.82
8	Adam Steinhoff (SR), Griswold	16.20

Preliminary Heat 3

Wind : +2.85

1	Justin McDermott (SR), Panorama of Panora	15.24
2	Greg Kalstrup (SR), Treynor	15.35
3	Tony Leick (SR), Council Bluffs St. Albert	15.45
4	Joel Fox (SR), Davenport West	15.52
5	Gabe Bakker (JR), Dike-New Hartford	16.05
6	Mike Etringer (JR), Boone	16.09
7	Brian Raap (JR), Pekin of Packwood	16.16
8	Eric Hartwig (SR), Davenport Central	16.51

Preliminary Heat 4

Wind : +1.18

1	Cyrus Nichols (SR), Des Moines Roosevelt	14.64
2	Luke Widmer (SR), Washington	15.59
3	Jay Larson (JR), Ottumwa	15.76
4	Corey Dickmeyer (SR), Valley of West Des Moines	15.90
5	Ryan Strang (JR), Iowa City	16.05
6	Troy Tysdahl (JR), Hubbard-Radcliffe	16.11
7	Scott Wehling (SR), Oelwein	16.36
8	Adam Treatow (JR), Waverly-Shell Rock	16.43

High School Boys' 400 Meter Hurdles Finals

Wind:

1	Brian Stegall (SR), Washington	0:52.46
2	Ryan Boyington (JR), Hampton-Dumont	0:53.39
3	Tony Leick (SR), Council Bluffs St. Albert	0:54.46
4	Brad Carlson (SR), Cedar Falls	0:55.33
5	Andy Hoback (SR), Columbus of Columbus Junction	0:55.68
6	Peter Wagner (SR), Southeast Polk of Runnells	0:55.76
7	Preston Crandell (SR), Le Mars	0:56.43
8	Zac Toomey (JR), Valley of West Des Moines	1:03.20

High School Boys' 4x100 Meter Relay Finals

Wind:

1	VALLEY OF WEST DES MOINES Stanley Patton, Austin Menard Ben Spellman, Greg Swenson	43.07
2	MARSHALLTOWN Ben Cox, Jeff Peek Joe Chapman, Ryan Bell	43.25
3	CEDAR FALLS John Mershon, Jason Dahlstrom John Breidenbach, Brad Richtsmeier	43.58
4	DOWLING OF WEST DES MOINES Jeremy Smith, Drew Landolt Bryan Ollie, Kolby Jones	43.62
5	DES MOINES NORTH James Lopes, Darryl Alexander Jahmar Jenkins, Jovon McGruder	43.71
6	BECKMAN OF DYERSVILLE Matt Wessels, Tim Conrad Josh Showalter, Ed Riesberg	44.06
7	ANKENY Seth Moulton, Kellen Huston Derc Albrecht, Aaron McCombs	44.09
8	IOWA CITY Ryan Strang, Ryan Hansen Andy Litton, Hakim Hill	44.10

Preliminary Heat 1

Wind :

1	VALLEY OF WEST DES MOINES	43.04
	Stanley Patton, Austin Menard Ben Spellman, Greg Swenson	
2	DOWLING OF WEST DES MOINES	43.80
	Jeremy Smith, Drew Landolt Bryan Ollie, Kolby Jones	
3	DES MOINES NORTH	43.84
	James Lopes, Darryl Alexander Jahmar Jenkins, Jovon McGruder	
4	IOWA CITY	44.12
	Ryan Strang, Ryan Hansen Andy Litton, Hakim Hill	
5	CEDAR RAPIDS JEFFERSON	44.28
	Andy Sheldon, Josh Smothers Brent Myers, Mitch Johnson	
6	CEDAR RAPIDS KENNEDY	44.62
	Steven Breen, Phil Coonrod Ryan Hatfield, Mitch Hauge	
7	WASHINGTON	44.65
	Chris Jarvis, Jared TeBockhorst Kelly Williams, Matt Doughty	
8	OTTUMWA	44.68
	Rashiud Pope, Tyler Shannon D.J.Kobler, Josh Wilson	

Preliminary Heat 2

Wind :

1	MARSHALLTOWN	43.68
	Ben Cox, Jeff Peek Joe Chapman, Ryan Bell	
2	CEDAR FALLS	43.78
	John Mershon, Jason Dahlstrom John Breidenbach, Brad Richtsmeier	
3	LE MARS	44.25
	Ryan White, Karlton Hector Beau Beach, Preston Crandell	
4	DES MOINES HOOVER	44.37
	J.D. Moore, Maurice Jackson Munchello Dock, Andre Mitchell	
5	COUNCIL BLUFFS JEFFERSON	44.57
	Jonathan Taylor, Justin Kamrad Shaun Hollenbach, Chris Moore	
6	DES MOINES EAST	44.69
	Adriel Ward, Courtney Hayes Roscoe Lewis, Todd Bennett	
7	SIOUX CITY WEST	45.29
	Paul Houfek, Brandon Fravel A.J. Rippatoe, Damien Kearins	

Preliminary Heat 3

Wind :

1	ANKENY	43.92
	Seth Moulton, Kellen Huston Derc Albrecht, Aaron McCombs	
2	BECKMAN OF DYERSVILLE	44.17
	Matt Wessels, Tim Conrad Josh Showalter, Ed Riesberg	
3	FORT DODGE	44.30
	Brad Klein, Leif Halverson Logan Barkhaus, Quannel McCaleb	
4	SIOUX CENTER	44.32
	Barry Van Voorst, Tom Bahrenfuss Travis Wielenga, Josh Kempers	

5	MOUNT PLEASANT	44.89
	Adam Hardy, Jason Holtgrewe Todd Miller, Matt Melloy	
6	BOONE	45.42
	Kyle McCloud, Joey Blank Sam Hurst, Marty McIntyre	
7	SIOUX CITY HEELAN	45.54
	Nick Novotny, Shawn Walding Noah Johnson, John Staber	

Preliminary Heat 4

Wind :

1	WAVERLY-SHELL ROCK	44.79
	Brent Uhlenhopp, Brandon Zelle Steve Bubbs, Pete Avery	
2	DAVENPORT NORTH	44.96
	Seth Kabala, Byron Townsend T.J. Sheedy, Marques Simmons	
3	WEST DELAWARE OF MANCHESTER	45.13
	Eric Recker, Matt Lynch Luke Hubbard, Eric Ries	
4	CRESTON	45.15
	Adam Boden, Corey Steenhoek Taylor Monday, Brian Bucklin	
5	IOWA CITY REGINA	45.62
	Ian Farrell, Jason Callaghan Andy Shea, Tim Pechous	
6	DAVENPORT ASSUMPTION	45.67
	John Fury, Lee Russell Adam Smith, Dustin Arbogast	
7	FOREST CITY	45.71
	Mike Wencil, Nate King Drew Etzen, Jeff Jerome	
8	WEST BURLINGTON	47.38
	Brad McCloskey, Jared Harlecher Ben Klaus, Nic Gieselman	

Preliminary Heat 5

Wind :

1	IOWA MENNONITE OF KALONA	44.26
	David Rhodes, Nathan Linstrom Michael Stutzman, Zach Grimm	
2	JOHNSTON	44.39
	Cory Campbell, Shane Foster Lance Routson, Scott Vermulm	
3	WAPSIE VALLEY OF FAIRBANK	45.29
	Pat Shields, Mark Meyer Gabe Molstre, Scott Lansing	
4	CLINTON	45.38
	Robby Worrels, Paul Homer Sean Johnson, Henry Lear	
5	SOUTH O'BRIEN OF PAULLINA	45.53
	John Meyer, Ryan Jenness Tim Van Beek, Justin Smith	
6	SPIRIT LAKE PARK	45.92
	Ryan Norman, Tyler Hynkledey Tony Pettiti, Jordan Graff	
7	WEST MARSHALL OF STATE CENTER	46.02
	Casey Trine, Scott Doran Keith Christianson, Dustin Eggers	
8	OKOBOJI OF MILFORD	47.34
	Ben Umschied, Todd Sangel Josh Holst, Will Johnson	

Preliminary Heat 6

Wind :

1	CEDAR RAPIDS WASHINGTON Tyler Mattison, Milton Lanier David Deal, Kevin Burrell	44.41
2	GARNER-HAYFIELD Eric Beshey, Scott Hiscocks Kirk Pedersen, Ryan Brown	45.16
3	IOWA VALLEY OF MARENGO Casey Knapp, Matt Smith Jason Roggentien, Dustin Olson	45.22
4	WOODWARD-GRANGER Ben Poole, Charlie Preuninger Kevin Mullins, Joseph Dantzler	45.40
5	PEKIN OF PACKWOOD Corey Randall, Adam Hammes Chris Sullivan, Derek Sobaski	45.49
6	PLEASANT VALLEY Waseem Ahmed, Mike Clark Brad Dahl, Ryan Finley	45.56
7	LE MARS GEHLEN Beau Langel, Ryan Floy Nick Nanninga, Joe Sitzmann	45.61

Preliminary Heat 7

1	SIOUX CITY NORTH Mike McManigal, Dan Chatham Nick Netley, Kyle Thousand	44.57
2	CARROLL Craig Rowedder, Adam Haluska Nick Brinkman, Travis Wiederin	45.24
3	AMES Mike Huisenga, Parsa Fattahi Abe Tim, Cameron Staff	45.27
4	DIKE-NEW HARTFORD Shaun Decker, Kyle Weber Kent Greiner, Lane Danielson	45.37
5	IOWA CITY WEST Jaime Lang, Marc Winniford Andy Ford, Asumani Sula	45.45
6	CENTRAL OF DE WITT Dylan Sanderson, Danny Schmidt Mike Fischer, Troy Hythoeker	45.51
7	HARLAN Nathan Schmitz, Ryan Lawler Chris Schwieso, Adam Pash	45.63
8	NEWTON Ryan Dass, Cody Carter Tanner Clute, Eric Carroll	46.12

Preliminary Heat 8

Wind :

1	WEST HANCOCK OF BRITT Zack Ostercamp, Cory Trenary Mike Stripling, Jason Harle	44.69
2	COLUMBUS OF COLUMBUS JUNCTION Andy Hoback, Travis Hendrickson Will Utter, Jesse Rivers	45.14
3	PELLA David Boone, Kelley Jenison Bradley Waddle, Dom Lovan	45.30
4	NORTH POLK OF ALLEMAN A.J. Gardner, Mark Triplett Chris Chapman, Neal Vanderleest	45.45
5	DUBUQUE WAHLERT Eric Kahle, Luke Schissel Justin Widmyer, Bryan Pilcher	45.87

6	PANORAMA OF PANORA Chad Reich, Justin McDermott Peter Saltgaver, Tyler Geopfert	46.08
7	HAMPTON-DUMONT Matt Barber, Jesse Allen Scott Patton, Ryan Janke	46.18
8	VENTURA Kevin Simmer, Eric Morf Brad Spilman, Jared Ringus	46.23

Preliminary Heat 9

Wind :

1	SOUTHEAST POLK OF RUNNELLS Joe Bell, Peter Wagner Tim Holcomb, Paul Kopecky	45.02
2	SOUTHEAST WARREN OF LIBERTY CENTER Wade Crow, Phil Oliver Matt Oliver, Jared Vickroy	45.63
3	STARMONT OF ARLINGTON Derek Adams, Justin Harberts Spencer Paris, Clint Miller	45.83
4	NEW HAMPTON Jason Reicks, Blake Flansche Matt Shatek, Casey Tierney	45.86
5	VINTON-SHELLSBURG Jerry Zieser, Stephen Handler Robert Handler, Justin Pladsen	45.92
6	BALLARD OF HUXLEY Scott Huether, Matt Holmes Erik Helland, Justin Stensland	46.45
7	WESTWOOD OF SLOAN Chris Bainbridge, Travis Jewett Greg Topf, A.J. Garr	46.51
8	FAIRFIELD Andrew Hektoen, Dan McMahon Aaron Countryman, Tyson Dimmitt	46.59

Preliminary Heat 10

Wind :

1	DUBUQUE Mike Kelly, Dave Kelley Chad Herrig, Cody Buol	44.86
2	HUBBARD-RADCLIFFE Jáke Hodnefield, Jordan Vaughan Clint Hinderaker, Bo Balvanz	45.74
3	LEWIS CENTRAL OF COUNCIL BLUFFS Jason Mahnke, Andrew Batten Blake Anderson, Joe Dew	45.78
4	ROCKWELL-SWALEDAL Darin Eddy, Dustin Price Travis Bielefeld, Scott Dunning	45.90
5	MEDIAPOLIS Clint Larson, Darin Bush Nick Whitaker, Curt Schmidgall	46.06
6	KINGSLEY-PIERSON Dallas Thompson, Adam Timmins Kyle Bahrke, Wade DeVries	46.53
7	SUMNER Dan Bowling, Evan Fratzke Chad Tisue, Chris Schmitz	46.98

Preliminary Heat 11

Wind :

1	OSKALOOSA Adam Boender, Aaron Ostrem Kyle Ortegren, Andy Hadden	45.37
---	---	-------

2	LINN-MAR OF MARION Brett Walderbach, Ben Lindsley Dan Cole, Tyler Knight	46.09
3	FORT DODGE ST. EDMOND Tim Backes, Denny Stucky Keegan Clemens, Andy Nelson	46.34
4	FARRAGUT John Hopkins, Eric Hodges, Travis Lauman Greg Dreyer,	46.40
5	TRI-CENTER OF NEOLA Brad Payne, Bryan Lefeber Dustin Benning, Jared Graham	46.43
6	AG-WSR OF ACKLEY Jon Willems, Danny Davis Jeremy Thomas, Mike Lupkes	46.71
7	ALGONA Grant Fjetland, Todd Van Otterloo Brad Harson, B.J. Briggs	46.90
8	DAVENPORT CENTRAL Eric Hartwig, Joe Schuhow Tim Matzen, Lucas Hill	47.55

Preliminary Heat 12

Wind :

1	GLENWOOD Dustin Marvel, Chris Lovely Matt Burns, Matt Jens	45.40
2	INDIANOLA Scott Anderson, Joe Schieffer Blair Westerly, Adam Pennington	45.57
3	MASON CITY Eric Dunn, Chris Mulert Paul Vollmers, Adam Hardy	45.69
4	HUDSON Jake Gardner, John Wisher Ted Mikels, Luke Steele	46.28
5	EDGEWOOD-COLESBURG Scott Arthur, Craig Kluesner Jeritt Bushaw, Ben Bamhart	46.34
6	PERRY Ryan Glick, Jeff Menz Brent Dorman, Brett Tarlton	46.56
7	DANVILLE Matt Brockway, Mike Brockway Derick Murrell, Aron West	46.85
8	MID-PRAIRIE OF WELLMAN Michael Huston, Adam Kos Seth Fisher, Brent Showalter	46.88

Preliminary Heat 13

Wind :

1	PRAIRIE CITY-MONROE Jon Sutherland, Eric VanZee Jake Nolin, Andy Elrod	45.47
2	HUMBOLDT Jamie Greene, Kit Curry Mike Lensch, Brad Emick	45.73
3	INTERSTATE 35 OF TRURO Steve Slye, Joe Reyes Justin Herman, Brad Kephart	46.20
4	WEST HARRISON OF MONDAMIN Jeremy Neill, Lee Roden Scott Gute, Craig Alderton	46.25
5	KEOKUK Waylon Rhoades, Andrew Borders Jordan Barnes, Jon Campbell	46.34

6	ALGONA GARRIGAN Hank Greer, Dennis Gisch Chris Weir, John Mosbach	46.65
7	FORT MADISON Zach Glasgow, Tim Redd Steve Brock, Mike Scott	46.70
	SHELDON Jeremy Thaden, Mike Jager Justin Kleinhesselink, Lee Taylor	DNS

Preliminary Heat 14

Wind :

1	GRINNELL Jon Osborn, Jack Whituer Lee Henderson, Nick Herbold	45.88
2	TIPTON Chad Arndt, Andy Kruse Kevin Corkery, Adam Jones	46.32
3	MANNING Matt Siepker, Jeremy Puck Jeff Blum, Brandon Doyel	46.39
4	WATERLOO WEST Matt Hill, Blair West Jamie Jasper, Damon Baumgardner	46.48
5	WATERLOO COLUMBUS-DON BOSCO Trevis Shimp, George Heit Eric Morgan, Brian Petullo	46.59
6	WINFIELD-MOUNT UNION Nick Jones, Aaron Keiser Todd Samuels, Jay Miller	46.72
7	BONDURANT-FARRAR Bill Wissler, Bill Flanagan Josh Dobie, Ben Westrope	47.69
8	POCAHONTAS AREA Cam Christoffers, Austin Ollinger Ryan Johnson, Brett Stouill	47.70

Preliminary Heat 15

Wind :

1	DAVENPORT WEST Shawn Sigler, Joel Fox Aaron Clay, Zach Klipsch	45.82
2	MOUNT AYR Scott Rumple, Travis Hartman Joe Rumple, Jeremy Burmeister	45.88
3	CENTER POINT-URBANA Nic O'Malley, Matt Sieck Matt Ditch, Eric Buck	46.15
4	BETTENDORF Brad Munos, Scott Flynn Andy Parker, David Yoder	46.19
5	ADM OF ADEL Adam Crannell, Josh Zeigler Jason Grant, Scott Crannell	46.59
6	WEST SIOUX OF HAWARDEN Tony Ratzsch, Ryan Koopmans Travis Kallsen, Jeremiah Ratzsch	46.78
7	EAST BUCHANAN OF WINTHROP Cody Stafford, Mitch Sprague Cory Letts, Robert Gallery	47.28
8	ELDORA-NEW PROVIDENCE Damien Todd, Brady Stonebraker Derek Lawless, Jesse Collins	49.28

Preliminary Heat 16

	Wind :	
1	DES MOINES LINCOLN Chris Miller, Dustin Nordel Kyle Riley, Brian Ickowitz	45.84
2	NORTHEAST OF GOOSE LAKE Josh Oliver, Chris Ketelsen Travis Tittle, Mark Mommsen	46.14
3	NORTH LINN OF TROY MILLS Nathan Woods, Mitch Carson Brett Zumbach, Jason Clute	46.35
4	CENTRAL CITY Justin Duckett, Justin Bartling Mitch Munson, Jon Bartling	46.75
5	MONTICELLO Tom Ries, Corey Rupp Shawn Weber, Spencer Moats	46.81
6	DES MOINES CHRISTIAN Drew Harden, Tim Ives Bryan Lemke, Jake Nelson	47.05
7	SHENANDOAH Jon Hoefing, Nick Berning Brandson Bray, Zach Tuggle	48.85
	STORM LAKE Brett Bultje, Marshall Touchberry Kevin Carlsen, Jim Phouangphet	DNS

Preliminary Heat 17

	Wind :	
1	CEDAR RAPIDS PRAIRIE Brett Luth, Jess Hall Chiqozie Ejisie, T.J. Klith	46.08
2	HLV OF VICTOR Chad Hinrichs, Adam Hawkins Jarred Phelps, Jason York	46.73
3	CLARION-GOLDFIELD Jeff Martin, Greg Hilpipre Garrett Hilpipre, Tony Schoo	46.82
4	CLARINDA Justin Davison, Dru Williams Jacob Sunderman, Tyler Jorgensen	46.89
5	SOUTH TAMA OF TAMA Robbie Marvin, Josh Casey Brett Karkosh, Chris Kline	46.99
6	CENTERVILLE Joe Keller, Nathan Finch Gib Johnson, Jesse Blevins	47.11
7	AUDUBON J.C. Ruddy, Steve Sprague Justin Nelson, Jeremy Johnston	47.18
	MARION Jesse Kensinger, Matt Wycoff J.J. Longerbeam, Todd Little	DNS

Preliminary Heat 18

	Wind :	
1	ATLANTIC Matt Bruns, Jeremy Rose Gary Popp, Travis Lane	46.36
2	GILBERT Ryan Baum, Travis Sayre Patrick Jordan, Marty Olson	46.62
3	WALL LAKE VIEW-AUBURN Jason Meredith, Eric Blum Eric Koster, Mitch Schroeder	46.68

4	COUNCIL BLUFFS LINCOLN Jesse Wright, Gil Ridenour Kyle Peterson, Nick Batt	46.88
5	CHEROKEE Jesse Johnson, Charlie Bartel Matt Staver, Joe Beals	47.00
6	MARCUS-MERIDEN-CLEGHORN Justin Dunn, Andy Hanson Justin Pitts, Blake Wernimont	47.09
7	RIVER VALLEY OF CORRECTIONVILLE Luke Demerest, Marshall Lundt David Jacobs, Jeff Thompson	47.16
8	NISHNA VALLEY OF HASTINGS Travis Glynn, James Keeler Pat Everson, Lane Grindle	47.78

Preliminary Heat 19

	Wind :	
1	NORWALK Josh Middleton, Eric Davis Brian Berry, Jamie Roth	45.81
2	MOUNT VERNON Alex Morf, Tobin Peterson Neil Stransky, Aaron Reasland	46.51
3	WESTERN DUBUQUE OF EPWORTH Brent Amunson, Bill Daly Scott Vaske, Aaron Burds	46.59
4	OLIN Kasey Lyon, Chris Sulzner Jesse Von Behren, Bobby Jones	46.61
5	KNOXVILLE Bryce Kindley, Curtis Glover Troy Malone, Adam Flack	46.83
6	CLEAR CREEK-AMANA OF TIFFIN Jacob Wendler, Craig Anderson Nick Scheetz, Sean Hughley	47.08
	DUBUQUE HEMPSTEAD Ryan McDermott, Eric Hemesath Zach Shireman, Joe Robinson	DNS
	NORTH SCOTT OF ELDRIDGE Erik Anderson, Bobby Gronewald David Cecil, Ryan Petty	DNS

Preliminary Heat 20

	Wind :	
1	EAGLE GROVE Bret Mjelde, Nathan Thompson Scott Huffaker, Brad Mrla	46.07
2	JEFFERSON-SCRANTON Mitchell Murphy, Luke Ball Larry Bouchard, Bryan Steussy	46.33
3	CARDINAL OF ELDON Nathan Green, Nick Davis Zack Thompson, Dale Robinson	46.74
4	WOODBINE Al Scichilone, Michael Sullivan Dustin Crook, Ryan Allen	46.90
5	ALTA Eric Mann, Eric Hanson Brandon Johnson, Justin Knickerbocker	47.05
6	BCLUW OF CONRAD Joel Hines, Sam Vreeland Ross Rogers, Bryce Martin	47.33
7	ESSEX T.J. Young, Ryan McGargill Tyler Holmes, Andy Young	48.41

CORWITH-WESLEY-LUVERNE DNF
 Mark Kramer, Tim Fisher
 Jerad Coyle, Brandon Trauger

Preliminary Heat 21

Wind :

- | | | |
|---|---|-------|
| 1 | NORTH CEDAR OF STANWOOD | 45.88 |
| | Jeff Yates, Eric Scott
Mark Ranbarger, Ryan Kedley | |
| 2 | CAMANCHE | 46.46 |
| | Mike Nissen, Jarrod Haiar
Jerad Lemke, Brian Borrison | |
| 3 | CLARKE OF OSCEOLA | 46.63 |
| | Caleb Cannon, Jack Chesnut
Brent Kramer, Rex Gray | |
| 4 | DES MOINES ROOSEVELT | 47.14 |
| | Dan McGarvey, Josh Lehrkamp
Kyle O'Johnson, Kevin Egge | |
| 5 | TRI-COUNTY OF THORNBURG | 47.31 |
| | Ryan Striegel, Luke Striegel
Abel Shepherd, Jace Denison | |
| 6 | NEVADA | 47.50 |
| | Dave Hunerdosse, Cam Olson
Kevin Crawford, Eric Walker | |
| 7 | IKM OF MANILLA | 47.59 |
| | Sam Rasmussen, Sean Rauterkus
Justin Wiig, Andy Eischeid | |
| 8 | WINTERSET | 47.62 |
| | Riley Vaughn, B.J. Neal
Dale Shoemaker, Jason Silber | |

Preliminary Heat 22

Wind :

- | | | |
|---|--|-------|
| 1 | PLEASANTVILLE | 46.76 |
| | Aaron Brent, Nate Fumal
Graham McGraw, Evan Westphal | |
| 2 | ESTHERVILLE-LINCOLN CENTRAL | 46.98 |
| | Brian Whitacre, Scott Lillard
Ian Gardner, Jesse Nitchals | |
| 3 | CEDAR RAPIDS XAVIER | 47.06 |
| | John Winter, Martin DeCamp
Taylor Michalec, Grant Munson | |
| 4 | LAWTON-BRONSON | 47.53 |
| | Nick Salmen, Matt Muff
Adam Bata, Nick Lahrs | |
| 5 | PRAIRIE VALLEY OF GOWRIE | 47.74 |
| | Luke Streit, Andy McCard
Ryan Moe, Tyler Ramaekers | |
| 6 | DAVIS COUNTY OF BLOOMFIELD | 50.45 |
| | Nathan Forsythe, Clinton Forsythe, Keith Osenbaugh
Brandon Bish,
ALBURNETT DQ-46.06
Dan Bailey, Matt Strand
Ryan Hemphill, Jacob Fishell | |
| | VAN BUREN OF KEOSAUQUA DNS
Cam Smith, Caleb Syfert
Josh Muntz, Toby Kloewer | |

High School Boys' 4x200 Meter Relay Finals

Wind:

- | | | |
|---|---|---------|
| 1 | VALLEY OF WEST DES MOINES | 1:28.65 |
| | Zac Toomey, Austin Menard
Greg Swenson, Stanley Patton | |
| 2 | FORT DODGE | 1:29.46 |
| | Brad Klein, Nik Moser
Leif Halverson, Quennel McCaleb | |

- | | | |
|---|---|---------|
| 3 | DOWLING OF WEST DES MOINES | 1:30.41 |
| | Jeremy Smith, Drew Landolt
Bryan Ollie, Kolby Jones | |
| 4 | IOWA CITY | 1:30.48 |
| | Ryan Hansen, Ryan Strang
Calvin Davis, Hakim Hill | |
| 5 | CENTERVILLE | 1:31.35 |
| | Seth Pace, Joe Keller
Beau Sprouse, Jerod Torrey | |
| 6 | DAVENPORT NORTH | 1:31.37 |
| | Marques Simmons, Byron Townsend
Seth Kabala, Marcus Ryan | |
| | URBANDALE DQ-1:30.08
Nick Bolton, Tyler Johnson
Tom Berlin, Aaron Meline | |
| | WASHINGTON DQ-1:30.96
Jared TeBockhorst, Andy Six
Matt Doughty, Brian Stegall | |

Preliminary Heat 1

Wind:

- | | | |
|---|---|---------|
| 1 | VALLEY OF WEST DES MOINES | 1:29.49 |
| | Zac Toomey, Austin Menard
Greg Swenson, Stanley Patton | |
| 2 | URBANDALE | 1:31.32 |
| | Nick Bolton, Tyler Johnson
Tom Berlin, Aaron Meline | |
| 3 | CENTERVILLE | 1:31.81 |
| | Seth Pace, Joe Keller
Beau Sprouse, Jerod Torrey | |
| 4 | IOWA CITY | 1:31.83 |
| | Ryan Hansen, Ryan Strang
Calvin Davis, Hakim Hill | |
| 5 | WAVERLY-SHELL ROCK | 1:32.41 |
| | Brent Uhlenhopp, Brandon Zelle
Steve Bubb, Adam Baker | |
| 6 | COUNCIL BLUFFS JEFFERSON | 1:32.45 |
| | Jonathan Taylor, Justin Kammrad
Shaun Hollenbach, Mark Showers | |
| 7 | LE MARS | 1:33.96 |
| | Ryan White, Kariton Hector
Kelly Greenfield, Preston Crandell | |
| 8 | BECKMAN OF DYERSVILLE | 1:36.12 |
| | Matt Wessels, Tim Conrad
Rob Honkomp, Ed Riesberg | |

Preliminary Heat 2

Wind :

- | | | |
|---|--|---------|
| 1 | DAVENPORT NORTH | 1:31.35 |
| | Marques Simmons, T.J. Sheedy
Byron Townsend, David Derrick | |
| 2 | DOWLING OF WEST DES MOINES | 1:31.42 |
| | Jeremy Smith, Drew Landolt
Bryan Ollie, Kolby Jones | |
| 3 | WASHINGTON | 1:31.70 |
| | Jared TeBockhorst, Andy Six
Matt Doughty, Brian Stegall | |
| 4 | FORT DODGE | 1:31.81 |
| | Brad Klein, Nik Moser
Leif Halverson, Quennel McCaleb | |
| 5 | HAMPTON-DUMONT | 1:31.88 |
| | Scott Patton, Ryan Janke
Travis Peters, Ryan Kampman | |
| 6 | CEDAR FALLS | 1:31.90 |
| | Jason Dahlstrom, Matt Miller
John Breidenbach, Brad Richtsmeier | |

7	DES MOINES NORTH James Lopes, Darryl Alexander Jahmar Jenkins, Jovon McGruder	1:32.49
8	FAIRFIELD Sim Buckley, Andrew Hektoen Tim Richardson, Cole Boatright	1:32.99

Preliminary Heat 3

Wind :

1	CEDAR RAPIDS JEFFERSON Andy Sheldon, Brent Myers Josh Smothers, Mitch Johnson	1:32.40
2	MARSHALLTOWN Andy Nelson, Jeff Peek Joe Chapman, Travis Eygabroad	1:33.47
3	GLENWOOD Jeff Gray, Chris Dougherty Matt Jens, Andrew Dunn	1:33.52
4	SIOUX CITY WEST Nate Vander Molen, Brandon Fravel A.J. Rippatoe, Damien Kearins	1:33.73
5	PLEASANT VALLEY Jeremy Klingaman, Mike Clark Brad Dahl, Denny Lange	1:33.97
6	CEDAR RAPIDS KENNEDY Ryan Hatfield, Tom Shedek Phil Coonrod, David Caves	1:34.02
7	DUBUQUE Brandon Wood, Nate Steuer Chad Herring, Mike Kelly	1:34.89

High School Boys' 4x400 Meter Relay Finals

Wind:

1	WASHINGTON Andy Six 51.3, Matt Doughty 50.0 Alex Six 51.5, Brian Stegall 48.7	3:21.46
2	WAVERLY-SHELL ROCK Adam Baker 51.6, Dave Paulsen 50.1 Nick Parsons 50.6, Cody Neuendorf 49.9	3:22.13
3	DUBUQUE Mike Kelly 51.8, Brandon Hedley 52.8 Dan Orris 51.5, Dave Kelley 49.8	3:25.85
4	VALLEY OF WEST DES MOINES Zac Toomey 50.5, Domico Cooper 52.2 Nick Williams 53.3, Ben Spellman 50.8	3:26.71
5	BECKMAN OF DYERSVILLE Tim McClimon 53.0, Brad Burger 52.5 Dave Rahe 53.1, Ed Riesberg 49.6	3:28.12
6	GLENWOOD Jeff Gray, Matt Jens Chris Dougherty, Andrew Dunn 50.4	3:29.41
7	CENTERVILLE Joe Keller 52.5, Seth Pace 53.4 Jerod Torrey 50.5, Beau Sprouse 53.2	3:29.57
	HAMPTON-DUMONT Ryan Janke 52.3, Travis Peters 52.2 Ryan Boyington 49.9, Ryan Kampman 49.9	DQ-3:24.79

Preliminary Heat 1

Wind:

1	WASHINGTON Andy Six 51.5, Matt Doughty 50.1 Alex Six 50.4, Brian Stegall 49.7	3:21.61
2	WAVERLY-SHELL ROCK Adam Baker 51.5, Dave Paulsen 50.0 Nick Parsons 50.3, Cody Neuendorf 50.3	3:22.29

3	VALLEY OF WEST DES MOINES Zac Toomey 50.6, Nick Williams 52.3 Ben Spellman 50.7, Stanley Patton 50.2	3:23.70
4	HAMPTON-DUMONT Ryan Janke, Travis Peters Ryan Boyington, Ryan Kampman	3:25.98
5	COUNCIL BLUFFS JEFFERSON Jonathan Taylor 51.3, Chris Moore 52.9 Justin Kammrad 50.2, Harvey Coble 52.9	3:27.23
6	CEDAR RAPIDS WASHINGTON David Deal, Adam Hopp Jason Riley, Kevin Burrell	3:27.56
7	PLEASANT VALLEY Nick Enke, Drew Anderson Jeremy Klingaman, Jon Wagner	3:29.81
8	DAVIS COUNTY OF BLOOMFIELD Mike Vanlaningham, Ken Lukens Elmer Wallerich, Josh Swaim	3:31.54

Preliminary Heat 2

Wind :

1	DUBUQUE Mike Kelly 52.6, Brandon Hedley 51.3 Dan Orris 51.1, Dave Kelley 50.8	3:25.78
2	BECKMAN OF DYERSVILLE Tim McClimon 53.2, Brad Burger 51.8 Dave Rahe 53.0, Ed Riesberg 48.1	3:26.07
3	CENTERVILLE Beau Sprouse 51.9, Seth Pace 52.1 Joe Keller 51.0, Jerod Torrey 51.2	3:26.11
4	GLENWOOD Jeff Gray, Matt Jens Chris Dougherty, Andrew Dunn	3:26.28
5	AMES Cameron Staff 52.4, Eric Houge 52.0 Mike Huisenga 50.8, Erik Distler 51.6	3:26.74
6	CHARLES CITY Sean Shatava, Brandon Lyons Curtis Nelson, Chad Wendel	3:26.92
7	SIOUX CITY HEELAN Nick Novotny, Todd Bressler Tom Karpuk, Adam Kuehl	3:30.36
8	BETTENDORF Matt Drinkall 52.5, Ben Weise 53.4 Matt Mezvinsky 53.0, Rick Eisenlauer 51.7	3:30.50

Preliminary Heat 3

Wind :

1	HARLAN Nathan Schmitz 53.9, Chris Schwieso 52.3 Adam Pash 52.8, Ryan Lawler 50.4	3:28.07
2	FAIRFIELD Tim Richardson 52.9, Sim Buckley 52.0 Dan Kann 52.5, Cole Boatright 51.4	3:28.15
3	CEDAR FALLS Brad Carlson, Jason Dahlstrom Cale Stubbe, Jason Schnorenberg	3:28.88
4	MOUNT PLEASANT Mitch Anderson 52.2, Andy Ungerman 53.0 Chad Scarff 53.4, Jeff Fedler 50.6	3:28.92
5	FORT DODGE Jim Singer, Nik Moser Leif Halverson, Quennel McCaleb 50.4	3:29.06
6	IOWA CITY Joe Colangelo 52.7, Luke Moore 53.8 Ross Hilton 52.5, Kevin Brewer 51.8	3:30.73

7	WEST DELAWARE OF MANCHESTER Brandon Grimm, Matt Carpenter Luke Hubbard, Eric Ries	3:30.90
8	IOWA CITY WEST Chris McClanic, Adam Smith Asumani Sula, Nathan Wilson	3:36.04

High School Boys' 4x800 Meter Relay Finals

Wind:

1	WAVERLY-SHELL ROCK Dave Paulsen 1:58.4, Nick Parsons 1:59.8 Cory Henke 2:00.2, Cody Neuendorf 1:58.0	7:56.34
2	AMES Luke Guthrie 1:59.2, Eric Houge 2:01.0 Mitch Shaw 1:59.4, Erik Distler 1:58.8	7:57.36
3	DES MOINES ROOSEVELT Scott Lerner 2:03.2, Trent Graham 2:03.1 Marty Jones 2:01.5, Bobby Atkins 1:57.0	8:04.75
4	SIOUX CITY HEELAN Tom Karpuk 2:01.4, John Berger 2:03.2 Justin Funk 2:02.4, Adam Kuehl 1:59.2	8:05.32
5	PLEASANT VALLEY Nick Enke 2:01.5, Dan White 2:04.0 Nick Betts 2:02.3, Jon Wagner 1:58.2	8:05.99
6	MARSHALLTOWN Erick Eggers 2:01.6, Craig Cartier 2:00.1 Josh Crain 2:05.1, Grant Shadden 1:59.7	8:06.41
7	CEDAR FALLS Brian Burkhardt 2:00.7, Aaron Pelton 2:02.3 Matt MacKenzie 2:03.9, Cale Stubbe 2:03.3	8:10.18
8	MOUNT PLEASANT Reed Wenstrand, Tade Geeding Mitch Anderson, Andy Ungerman	8:12.07
9	FOREST CITY Drew Etzen, Evan Almeliem Ben Hauge, Rob Kampman	8:14.91
10	BETTENDORF Ben Weise, Kyle Messmer Jay Schalk, Erik Goff	8:14.95
11	DUBUQUE WAHLERT Tony Kunkel, Mark Ressler Wes Parkin, Andy Freund	8:15.28
12	MONTICELLO D.J. Schenck, Geoff Stamp Brian Henderson, Carter Kramer	8:16.47
13	ANKENY Jeremy Zuber 2:04.9, Aaron Eggers 2:03.4 Nate Esser 2:07.9, Justin Schlicher 2:00.6	8:16.71
14	WAUKON Josh Tweedy 2:00.1, Cody Kammeyer 2:04.6 Eddie Frick 2:04.4, Matt Farley 2:08.0	8:17.03
15	IOWA CITY Kevin Brewer, Hugh John Barry Jacob Smith, Joe Colangelo	8:19.62
16	EARLHAM Joe Aulwes, Tim Hartman Josh Barnes, Brian Studt	8:36.16

High School Boys' Sprint Medley Relay Finals

Wind:

1	DES MOINES ROOSEVELT Andrae Delaney, Cyrus Nichols Egan Hill 51.6, Bobby Atkins 1:56.9	3:34.49
2	DUBUQUE Mike Kelly, Chris Becker Dave Kelley 51.7, Tim Orris 1:57.3	3:35.82

3	WAVERLY-SHELL ROCK Brandon Zelle, Steve Bubb Adam Baker 53.6, Cody Neuendorf 1:57.3	3:37.08
4	MOUNT PLEASANT Chad Scarff, Todd Miller Jeff Fedler 50.6, Mitch Anderson 2:00.4	3:37.84
5	DAVENPORT NORTH Marcus Ryan, T.J. Sheedy Seth Kabala 52.9, Chris Francois 1:58.2	3:38.03
6	FOREST CITY Nate King, Jeff Jerome Evan Almeliem 51.9, Rob Kampman 1:59.0	3:38.32
7	CEDAR FALLS Jason Dahlstrom, John Breidenbach Brad Richtsmeier 52.7, Brian Burkhardt 1:58.6	3:38.41
8	DOWLING OF WEST DES MOINES Kolby Jones, Bryan Ollie Chris Crouch 54.1, Ben Glaser 1:58.5	3:38.46
9	IOWA CITY WEST Asumani Sula, Marc Winniford Chris McClanic 52.4, Chris Jones 1:59.5	3:38.96
10	GARNER-HAYFIELD Ryan Brown, Kirk Pedersen Eric Beshey, Kyle Keraus	3:39.54
11	MARSHALLTOWN Jeff Peek, Ryan Bell Ben Barker 51.7, Craig Cartier 2:01.4	3:39.95
12	ST. MARY'S OF REMSEN Jesse Galles, Justin Schroeder Nate Treinen, Brett Bacan	3:40.10
13	OTTUMWA Rashiud Pope, Tyler Shannon Josh Wilson, Jordan Scales	3:40.53
14	CEDAR RAPIDS XAVIER Taylor Michalec, Martin DeCamp Brian Shedek 53.2, Andre Hedgepath 1:59.2	3:40.61
14	BETTENDORF Brad Munos, Rick Eisenlauer Matt Drinkall 52.6, Erik Goff 2:00.6	3:40.61
16	WASHINGTON Jared TeBockhorst, Chris Jarvis Alex Six, Adam Miller	3:40.70
17	IOWA CITY Kevin Griffhorst, Andy Litton Joe Colangelo 51.4, Bob Moreno 2:02.0	3:41.21
18	DAVENPORT ASSUMPTION John Fury, Lee Russell Matt Jones, Pat Sievert	3:41.50
19	AMES Mike Huisenga, Cameron Staff Erik Distler 51.5, Luke Guthrie 2:03.1	3:41.86
20	MONTICELLO Spencer Moats, Tom Ries D.J. Schenck 53.7, Carter Kramer 2:00.7	3:42.73
21	DAVIS COUNTY OF BLOOMFIELD Mike Vanlaningham, Ryan Grinstead Josh Swaim, Elmer Wallerich	3:44.01
22	ANKENY Seth Moulton, Kellen Huston Eric O'Brien 50.8, Aaron Eggers 2:09.6	3:46.84
23	COUNCIL BLUFFS JEFFERSON Jonathan Taylor, Justin Kamrad Chris Moore, Harvey Coble	3:47.88
24	PLEASANT VALLEY Jeremy Klingaman, Drew Anderson Nick Enke 52.6, Jon Wagner 2:08.9	3:48.80

High School Boys' High Jump Finals

1	Andy Kohler (JR), Ames	6'11" (2.11m)
2	Clint Larson (JR), Mediapolis	6'05" (1.96m)
3	Luke Nessa (SR), Colo-Nesco	6'05" (1.96m)
4	Christian Peterson (SR), Waterloo West	6'05" (1.96m)
5	Brian Bucklin (SR), Creston	6'03" (1.91m)
5	Mark Harken, Aplington-Parkersburg	6'03" (1.91m)
5	Egan Hill (SR), Des Moines Roosevelt	6'03" (1.91m)
8	David Gruber (JR), Solon	6'03" (1.91m)
8	Adam Hammes (SR), Pekin of Packwood	6'03" (1.91m)
8	Scott Schmailzl (SR), Glenwood	6'03" (1.91m)
	Clint Michels (SO), Bellevue	NH (1.91m)
	Tyler Pence (SO), Fort Madison	NH
	David Cooper (SR), Indianola	NH

High School Boys' Long Jump Finals

Wind: -1.59

1	Kolby Jones (SR), Dowling of West Des Moines	22'02.50" (6.77m)
2	Nick Serovy (JR), Cedar Rapids Washington	20'09.25" (6.33m)
3	Gabe Molstre (SR), Wapsie Valley of Fairbank	20'06.50" (6.26m)
4	David Rhodes (SR), Iowa Mennonite of Kalona	20'06.50" (6.26m)
5	Blake Wemimont (SR), Marcus-Meriden-Cleghorn	20'06" (6.25m)
6	Josh Hanson (SR), North Fayette of West Union	20'04.25" (6.20m)
7	Andre Mitchell (SR), Des Moines Hoover	20'03.75" (6.19m)
8	Andy Sheldon (JR), Cedar Rapids Jefferson	20'02.75" (6.17m)
9	Rick Eisenlauer (SR), Bettendorf	20'00.25" (6.10m)
10	Zach Klipsch (JR), Davenport West	19'11.50" (6.08m)
11	Jeff Jerome (JR), Forest City	19'10.75" (6.06m)
12	Brent O'Donnell (SR), North Fayette of West Union	19'09" (6.02m)
13	Cory Bargfrede (JR), Fort Dodge St. Edmond	19'05.75" (5.94m)
14	Domonic Cooper (SR), Valley of West Des Moines	19'05.75" (5.94m)
15	Mitch Cooper (JR), Davenport North	19'05.50" (5.93m)
	Ben Hall (SR), Harlan	FOULS
	Lee Taylor (SR), Sheldon	

High School Boys' Shot Put Finals

1	Robby Beyer (SR), Prairie City-Monroe	58'11.50" (17.97m)
2	Ryan Winters (SR), Iowa Falls	56'01" (17.09m)
3	Dennis Anderson (SR), Glenwood	54'07" (16.64m)
4	Joel Ellis (SR), Emmetsburg	54'01.50" (16.50m)
5	Ben Deike (SR), Marshalltown	52'11" (16.13m)
6	David Ballheim (SR), Waterloo West	52'07.75" (16.05m)
7	Mitch Ehrenfeld (SR), Pekin of Packwood	52'06.25" (16.01m)
8	John Reilly (JR), East Marshall of Le Grand	52'03.50" (15.94m)
9	Justin Coyer (SR), Iowa City	51'05.25" (15.68m)
10	Joe Ratterman (SR), Dubuque Hempstead	51'05" (15.67m)
11	Jack Limbaugh (SR), Algona	51'01" (15.57m)
12	Rob Firrell (SR), Davenport West	50'10" (15.49m)
13	A.J. Coleman (SR), Lewis Central of Council Bluffs	50'04.50" (15.35m)
14	Josh Payton (JR), Waterloo West	50'03.75" (15.34m)
15	Brad Mussman (SR), Davenport Central	50'01" (15.27m)
16	Tim McKelvey (SR), Des Moines Roosevelt	49'00.25" (14.94m)
17	Brad Schwarz (SR), Johnston	48'09" (14.86m)
18	Todd Roush (SR), Marshalltown	48'08" (14.83m)
19	Jeff Hall (JR), Clear Lake	48'05.25" (14.76m)
20	Tameen Yehyaw (SR), Keokuk	48'01" (14.66m)
21	Drew Ramaker (JR), Keokuk	47'10.25" (14.59m)

22	Todd Bladt (SR), Harlan	46'02.50" (14.08m)
23	Derek Duehr (SR), Dubuque	44'10" (13.67m)
24	Shaun Schroeder (SR), Dowling of West Des Moines	44'05.75" (13.56m)
25	Tim Velky (SR), Cedar Rapids Kennedy	44'02.50" (13.47m)

High School Boys' Discus Finals

1	Quinn Sypniewski (JR), Johnston	163'03" (49.76m)
2	Brad Daufeldt (SR), West Liberty	159'09" (48.69m)
3	Peter Kardel (SR), Davenport West	158'09" (48.39m)
4	David Ballheim (SR), Waterloo West	157'00" (47.85m)
5	Joe Illingworth (SR), Newton	148'00" (45.11m)
6	Austin Dunlap (JR), Iowa City West	147'06" (44.96m)
7	Brett Kellogg (JR), Cedar Rapids Kennedy	147'06" (44.96m)
8	Deric Sieck (SR), North Fayette of West Union	145'11" (44.48m)
9	Ryan Winters (SR), Iowa Falls	144'00" (43.89m)
10	Josh Evans (SR), West Hancock of Britt	143'11" (43.87m)
11	Justin Heins (SO), North Fayette of West Union	143'09" (43.82m)
12	A.J. Coleman (SR), Lewis Central of Council Bluffs	143'02" (43.64m)
13	Matt Frost (SR), Sumner	142'10" (43.54m)
14	Joel Ellis (SR), Emmetsburg	142'02" (43.33m)
15	Kory Borchers (SR), Le Mars	142'02" (43.33m)
16	Lucas Nims (JR), Valley of Elgin	141'04" (43.08m)
17	Brian Meidlinger, Council Bluffs St. Albert	141'02" (43.03m)
18	Mitch Ehrenfeld (SR), Pekin of Packwood	141'00" (42.98m)
19	Brad Wohlenhaus (SR), Griswold	140'00" (42.67m)
20	Jon Barnes (SR), Ottumwa	137'05" (41.88m)
21	Andy Banse (JR), Starmont of Arlington	136'03" (41.53m)
22	Greg Hoffman (SR), Estherville-Lincoln Central	134'02" (40.89m)
23	Robby Beyer (SR), Prairie City-Monroe	127'08" (38.91m)

High School Girls' 100 Meter Dash Finals

Wind: +1.18

1	Kate Gordon, Sioux City North	12.38
2	Kristin Knight, Iowa City	12.44
3	Luyre Hupfer, Clinton	12.60
4	Keely Huber, Oelwein	12.67
5	Amanda Beck, Prairie Valley of Gowrie	12.68
6	Kylan Loney, Ames	12.89
7	Fiona Asigbee, Cedar Rapids Prairie	12.99
8	Hafina Jones, Davenport North	13.07

Preliminary Heat 1

1	Kate Gordon, Sioux City North	12.46
2	Kristin Knight, Iowa City	12.82
3	Madelyn Yocum, Chariton	13.41
4	Beth Aanonson, Ballard of Huxley	13.43
5	Tiffany Pedersen, Atlantic	13.52
6	Jennifer Buls, Crestwood of Cresco	13.53
7	Jenny Fegler, Sioux City East	13.94
8	Lindi Olson, Nevada	14.37

Preliminary Heat 2

1	Luyre Hupfer, Clinton	13.00
2	Pam Oris, Dubuque	13.26
3	Jennifer Wieck, Hampton-Dumont	13.35
4	Hannah Elkins, Ottumwa	13.73
5	Samantha Bohnstengel, Union of LaPorte City	13.74
6	Ashley Jacobi, Belle Plaine	13.74

7	Machelle Peterson, Fort Dodge	14.66
8	Cari Walker, Shenandoah	14.99

Preliminary Heat 3

1	Kylan Loney, Ames	13.11
2	Stacy Lawrence, Clinton	13.36
3	Tina Klith, Cedar Rapids Prairie	13.46
4	Audra Bark, Central of De Witt	13.79
5	Janelle Hester, Davenport Central	13.81
6	Jessica Clapp, Waterloo West	13.98
7	Korynn Barber, Cedar Rapids Washington	14.40
8	Tanya Miller, Dowling of West Des Moines	14.44

Preliminary Heat 4

1	Fiona Asigbee, Cedar Rapids Prairie	13.00
2	Brandee Bierschenk, Benton of Van Horne	13.46
3	Davonna Carr, Des Moines Roosevelt	13.48
4	Sarah Turner, Urbandale	13.49
5	Jenny Goodall, Lake Mills	13.75
6	Jen Brown, Central of De Witt	13.77
7	Jacinta Ojinnaka, Sioux City West	14.07
8	Hannah Barrineau, West Harrison of Mondamin	14.31

Preliminary Heat 5

1	Amanda Beck, Prairie Valley of Gowrie	13.13
2	Sarah Wieneke, Cedar Rapids Jefferson	13.55
3	Katie Boney, Burlington	13.63
4	Greta Goerss, Spirit Lake Park	13.75
5	Jessica Iserman, Waverly-Shell Rock	13.77
6	Melissa Rork, Fort Dodge St. Edmond	14.06
7	Beth Eckardt, Webster City	14.28
8	Valerie Carritt, West Harrison of Mondamin	14.59

Preliminary Heat 6

1	Julie Drzycimski, Fort Dodge St. Edmond	13.14
2	Ambre Moton, Ankeny	13.42
3	Amanda Nearod, Iowa City	13.43
4	Tieesha Griffin, Sioux City West	13.50
5	Danea Breedon, Grinnell	14.05
6	Shannon Ridge, Cedar Rapids Xavier	14.12
7	Abbie Orr, Valley of West Des Moines	14.30
8	Nikki Hruska, Union of LaPorte City	14.62

Preliminary Heat 7

1	Keely Huber, Oelwein	12.88
2	Amy Buck, Nevada	13.09
3	Terri Sanders, Fort Dodge	13.25
4	Sarah Riedel, Muscatine	13.34
5	Heather Hunt, Waverly-Shell Rock	13.75
6	Johanne DeWinter, Ames	13.92
7	Trish Hughes, Clarinda	14.58
8	Missy Lockwood, Cherokee	14.69

Preliminary Heat 8

1	Sarah Glynn, Nishna Valley of Hastings	14.02
2	Amber Daringer, Tri-Center of Neola	14.12
3	Courtney Bromell, Tipton	14.24
4	Jennifer Vaughn, Cedar Rapids Xavier	14.49

5	Jennifer Bush, Winterset	14.87
	Ronnie Caldwell, Des Moines Roosevelt	dns
	Becca Aull, Muscatine	dns
	Steffie Meinhardt, Keokuk	dns

Preliminary Heat 9

1	Rasheedah Jones, Waterloo East	13.64
2	Andrea Johnson, Des Moines Christian	13.68
3	Kara Rechterman, Tipton	13.99
4	Heather Mitchell, Centerville	14.11
5	Beth Linderbaum, Solon	14.73
6	Kayla Hatch, Cherokee	14.76
7	Michele Wilson, Lake Mills	14.85
	Becca Dalton, Madrid	dq-fs

Preliminary Heat 10

1	Natalie Johnson, Burlington	13.80
2	Stef Stookesberry, Davis County -Fox Valley	14.24
3	Heather Jenkins, Cedar Rapids Kennedy	14.39
4	Nicole Cavanaugh, Norwalk	14.93
5	Kim Daniello, Louisa-Muscatine of Letts	15.60
	Justina Stodola, Solon	dns
	Beth Linderbaum, Solon	dns
	Justina Stodola, Solon	dns

Preliminary Heat 11

1	Christen Karniski, Iowa City West	13.15
2	April Vorwald, Western Dubuque of Epworth	13.54
3	Meghan Menough, Dowling of West Des Moines	13.90
4	Carmen Cox, Red Oak	14.51
	Erin Strub, Dubuque	dns
	Amanda Reiss, Dubuque Wahlert	dns
	Katie Lidtka, Grinnell	dns
	Channy Dary, Mount Pleasant	dq-fs

Preliminary Heat 12

1	Tiffany Cruikshank, Marshalltown	13.19
2	Sarah Tompkins, Clear Lake	13.66
3	Abby Tiedemann, Cedar Rapids Jefferson	13.84
4	Jennifer Low, Mason City	14.24
5	Allison Lubbert, Waterloo West	14.32
6	Casee Constable, Southeast Polk of Runnells	14.44
	Katie Zellmer, Tri-Center of Neola	dns
	Megan Biddenstaat, Fort Madison	dns

Preliminary Heat 13

1	Tami Smith, Perry	13.63
2	Ashley Nally, Bedford	13.94
3	Becky Miller, Iowa City Regina	14.03
4	Jessica Healey, Clear Lake	14.22
5	Jenny Hossle, Red Oak	14.31
6	Candy Benz, Pella	14.34
7	Annie Blyth, Ogden	14.42
	Kelly Mebius, River Valley of Correctionville	dns

Preliminary Heat 14

1	Tonya Gutshall, Prairie Valley of Gowrie	13.58
2	Holly Goodyk, Pella	13.87

3	Jackie Beener, Des Moines East	14.00
4	Nicky Darling, Iowa City West	14.08
5	Christy Meade, Des Moines Hoover	14.12
6	Jill Jordahl, Iowa Falls	14.32
7	Lacy Johannsen, AG-WSR of Ackley	14.94
8	Dia Dohلمان, Eldora-New Providence	15.10

Preliminary Heat 15

1	Kylie Lago, Ankeny	13.43
2	Brandi Sonney, Ventura	13.75
3	Brooke Bowman, North Scott of Eldridge	13.91
4	Amy Young, Johnston	14.08
5	Courtney Goodman, Ballard of Huxley	14.12
6	Steph Jones, Norwalk	14.98
	Stephanie Scruggs, Fort Madison	dns
	Carol Spicer, Nishna Valley of Hastings	dq-fs

Preliminary Heat 16

1	Brandi Olson, Iowa Valley of Marengo	13.56
2	Star Esslinger, Davis County -Fox Valley	14.00
3	Channing Thyberg, Valley of West Des Moines	14.18
4	Casey Pash, Harlan	14.24
5	Pam Haidsiak, Bedford	14.32
6	Anna Ziegler, Mason City	14.83
	J.J. Padilla, Lewis Central of Council Bluffs	dns
	Amy Sumner, New Hampton	dns

Preliminary Heat 17

1	Kacey Pritchard, Indianola	13.82
2	Michelle Clausen, Creston	14.30
3	Helen Hughes, Cascade	14.45
4	Jamie McBride, Atlantic	15.42
	Tara Heiselman, New Hampton	dns
	Abbie Westrope, Bondurant-Farrar	dns
	Rita Venaglia, Davenport Assumption	dns
	Shannon LaBuff, Nodaway Valley of Greenfield	dns

Preliminary Heat 18

1	Lisa Naab, Mount Pleasant	13.86
2	Amanda Oostendorp, Dubuque Hempstead	14.20
3	Angie Miller, Wilton	14.30
4	Sara Jacobsen, I-K-M of Manilla	14.40
5	Carole Gleich, Ottumwa	14.41
6	Kristin Goeser, Harlan	14.72
	Erin Orozco, Keokuk	dns

Preliminary Heat 19

1	Allimeshia Tiesman, Des Moines East	13.72
2	Dondra Nichols, Indianola	13.97
3	Lesley Neill, Lineville-Clio	14.02
4	Trisha Knepper, Cascade	14.15
5	Katie Larsen, I-K-M of Manilla	14.36
	Kellie Hicks, Clarinda	dq-fs
	Lorna Torrez, Dallas Center-Grimes	dns
	Renee Lensing, South Winneshiek of Calmar	dns

Preliminary Heat 20

1	Tesi Dawson, Southeast Polk of Runnells	13.45
---	---	-------

2	Stephanie Hollingshead, Saydel of Des Moines	13.69
3	Jessica Carson, Newton	13.92
4	Sarah Emst, Cedar Rapids Kennedy	14.06
5	JoLynn Legg, South Tama of Tama	14.31
6	Joani McClure, Centerville	14.34
7	Courtney Duede, Jefferson-Scranton	14.95
	Becky Lauver, Lewis Central of Council Bluffs	dns

Preliminary Heat 21

1	Beth Michael, Marshalltown	13.40
2	Greta Nelson, Marion	13.80
3	Robin Sullivan, HLV of Victor	13.81
4	Becky Bartello, Newton	13.96
5	Amanda Mahlberg, Denison-Schleswig	14.32
6	Teresa Seabrooke, Des Moines Hoover	14.45
7	Carissa Cooper, Woodbury Central of Merville	14.85
	April Reedy, Council Bluffs Lincoln	dns

Preliminary Heat 22

1	Lindsay Ruisch, Johnston	13.86
2	Natalie Sanger, Saydel of Des Moines	14.07
3	Jessica Shives, Denison-Schleswig	14.28
4	Renee Stuva, Clarke of Osceola	14.57
5	Sarah Taggart, Southeast Warren of Liberty Center	15.19
6	Jessie Wellnitz, Waterloo East	15.32
	Libby Jennings, Iowa Falls	dns

Preliminary Heat 23

1	Carly Farnsworth, Waukee	14.39
2	Stacey Stender, Dubuque Hempstead	14.73
3	Rhiannon Snider, Creston	14.89
4	Aimee Hane, Jefferson-Scranton	15.05
5	Melissa Render, ADM of Adel	15.13
6	Bryndie Manship, AG-WSR of Ackley	15.20
7	Nichole Belcher, Louisa-Muscatine of Letts	15.40
8	Megan Bazal, South Tama of Tama	16.95

Preliminary Heat 24

1	Destinee Castillo, Waukee	14.10
2	Tara Haning, Knoxville	14.53
3	Carly Miller, Cedar Falls	14.76
4	Sara Cowden, Pleasantville	14.85
5	Sarah Rodemeyer, Hudson	15.56
	Ashley Freeman, Council Bluffs Lincoln	dns
	Mo McInemey, Davenport Assumption	dns
	Bakkum Michelle, MFL-Mar-Mac of Monona	dns

Preliminary Heat 25

1	Sherry Ticknor, CAM of Anita	13.93
2	Brooke Christensen, Winterset	14.07
3	Lindsay Anderson, Ogden	14.23
4	AndiJo Herrold, Woodward-Granger	14.70
5	Heather Bass, Nodaway Valley of Greenfield	14.71
6	Leslie Belitz, Wilton	14.76
7	Ellen Brockman, North Scott of Eldridge	15.04
8	Jesi Barrett, Guthrie Center	15.63

Preliminary Heat 26

1	Channy Dary, Mount Pleasant	13.75
2	Kara Robinson, North Linn of Troy Mills	14.26
3	Krista Hampton, Albia	14.30
4	Merideth Anderson, Knoxville	14.42
5	Tara Burke, Iowa City Regina	14.95
	Amana Dorsey, CAM of Anita	dns
	Amy Lundquist, Clarke of Osceola	dns
	Jessika Avise-Rouse, Southeast Warren of Liberty Center	dns

Preliminary Heat 27

1	Hafina Jones, Davenport North	13.14
2	Peggy Owens, Cedar Falls	14.40
3	Suezanne Martin, ADM of Adel	14.52
4	Emily Crane, Pleasantville	14.68
5	Lindsey Bice, Woodward-Granger	14.81
	Sara Peakin, Colo-Nesco	dns
	Abby Buckwalter, Iowa City West	dns

Preliminary Heat 28

1	Pam Betz, Cal-Dows of Latimer	13.88
2	Stacey Bullock, Perry	14.63
3	Maeve Carey, Farragut	14.92
4	Stephanie Powell, Hudson	15.13
5	Jane Vandevanter, Guthrie Center	15.16
	Jill Robinson, Colo-Nesco	dns
	Erin Sutterer, Dallas Center-Grimes	dns
	Ashley Burton, MFL-Mar-Mac of Monona	dns

Preliminary Heat 29

1	Anna Kalkwarf, Marion	13.88
2	Jenn Beare, Eldora-New Providence	14.43
3	Emily Gardner, Albia	14.49
4	Denise Murrow, North Polk of Alleman	14.69
5	Sara Cuva, Shenandoah	14.75
6	Courtney Wilkerson, Cedar Rapids Washington	14.76
7	Jill Harnes, Woodbury Central of Merville	15.47
	Miranda Stiles, Lineville-Clio	dns

High School Girls' 800 Meter Run Finals

Wind:

1	Jessica Huff, Marshalltown	2:14.58
2	Carey Morris, Fort Madison	2:17.02
3	Michelle Sokol, Urbandale	2:17.47
4	Wendy Shaw, Davenport Central	2:18.20
5	Michelle Lilienthal, Iowa City	2:18.39
6	Jessica Rowenhorst, Unity Christian of Orange City	2:18.48
7	Candi Jones, Oskaloosa	2:18.57
8	Sarah Stevens, Eagle Grove	2:19.33
9	Erin Kappeler, Durant-Bennett	2:20.47
10	Anne Ruffcom, Bettendorf	2:20.67
11	Michelle Lahann, Calamus-Wheatland	2:20.99
12	Ashley Drahn, Belle Plaine	2:21.49
13	Colleen Schmitt, Muscatine	2:21.74
14	Jeni Frudden, Iowa City West	2:22.06
15	Anne Heefner, Iowa City	2:23.05

16	Claire Gilchrist, Ames	2:23.45
17	Kristin Flood, Valley of West Des Moines	2:25.79

High School Girls' 3000 Meter Run Finals

Wind:

1	Michelle Lilienthal, Iowa City	09:54.97
2	Emily Shoopman, Waterloo West	10:13.37
3	Sarah Arens, St. Mary's of Remsen	10:20.71
4	Anne Ruffcom, Bettendorf	10:28.50
5	Lindsay Wetzel, Iowa City	10:36.13
6	Jeni Frudden, Iowa City West	10:38.21
7	Michelle Lahann, Calamus-Wheatland	10:40.41
8	Erin Kappeler, Durant-Bennett	10:42.18
9	Elly Glass, Dubuque	10:44.95
10	Lauren Levy, Iowa City West	10:45.39
11	Megan Tabor, Dubuque	10:46.46
12	Heather Kite, Jesup	10:47.58
13	Brittany Keith, Iowa City West	10:49.08
14	Lesley Smith, Iowa City West	10:50.86
15	Georgia Millward, Benton of Van Horne	10:52.66
16	Jessica Seglar, Dowling of West Des Moines	10:55.41
17	Molly Meng, Iowa City	10:59.03
18	Audrey Schiltz, Dowling of West Des Moines	11:01.78
19	Aimee Nielsen, Mason City	11:07.05
20	Amanda Tuttle, Marshalltown	11:10.62
21	Jennifer Smith, Davenport North	11:13.39
	Rita Fiala, Johnston	DNS
	Missy Buttry, Shenandoah	DNS

RECORD—old mark, 9:55.94, Sarah Gray, Cedar Falls, 1995

High School Girls' 4x100 Meter Relay Finals

Wind:

1	IOWA CITY Amanda Nearad, Nicole Gatens Teesa Price, Kristin Knight	48.98
2	CLINTON Hillary Armstrong, Lindsey Larson Luyre Hupfer, Stacy Lawrence	49.55
3	ANKENY Lindsay McCracken, Kylie Lago Sarah Lindner, Ambre Moton	50.19
4	MARSHALLTOWN Tiffany Cruikshank, Kendra Crow Beth Michael, Diane Gaskill	50.33
5	DUBUQUE Erin Strub, Theresa Redding Katie Kluesner, Pam Orris	50.43
6	SIOUX CITY HEELAN Alissa Koemer, Sara Heying Julie Moeller, Laura Wharton	50.45
7	AMES Kylan Loney, Tiffany Belz Jessica Wray, Erin Maysent	50.51
8	URBANDALE Laura Simmons, Kim Hibbert Diane Stratton, Sarah Turner	51.34

Preliminary Heat 1

1	IOWA CITY	49.73
2	DUBUQUE	51.18

3	CENTRAL OF DE WITT	52.98
4	STARMONT OF ARLINGTON	53.33
5	PELLA	54.30
6	SIOUX CITY HEELAN	54.55
	VALLEY OF WEST DES MOINES	dq-54.00

Preliminary Heat 2

1	CLINTON	50.12
2	WAVERLY-SHELL ROCK	52.22
3	SIOUX CITY WEST	52.29
4	CEDAR RAPIDS JEFFERSON	52.31
5	DES MOINES ROOSEVELT	52.42
6	MARION	53.06
7	CHEROKEE	55.41
	DAVENPORT NORTH	dns

Preliminary Heat 3

1	AMES	51.18
2	URBAN DALE	51.66
3	MUSCATINE	51.69
4	PRAIRIE VALLEY OF GOWRIE	51.94
5	BELLE PLAINE	53.39
6	WATERLOO WEST	54.34
7	CEDAR RAPIDS PRAIRIE	54.51
8	CAL-DOWS OF LATIMER	54.74

Preliminary Heat 4

1	MARSHALLTOWN	50.97
2	IOWA CITY WEST	51.66
3	BENTON OF VAN HORNE	52.31
4	GRINNELL	53.53
5	DAVENPORT CENTRAL	53.58
6	RED OAK	56.62
	SOUTH WINNESHIEK OF CALMAR	dns
	SPENCER	dns

Preliminary Heat 5

1	BURLINGTON	52.33
2	NEWTON	52.60
2	WESTERN DUBUQUE OF EPWORTH	52.66
4	HAMPTON-DUMONT	53.84
5	NEW HAMPTON	54.08
6	CEDAR RAPIDS WASHINGTON	54.42
7	CEDAR RAPIDS XAVIER	54.72
8	CARLISLE	57.46

Preliminary Heat 6

1	WEBSTER CITY	52.84
2	TIPTON	53.46
3	FORT DODGE	53.72
4	SOUTHEAST POLK OF RUNNELLS	54.19
5	ATLANTIC	54.23
6	BEDFORD	54.84
	DAVENPORT ASSUMPTION	dns
	KEOKUK	dns

Preliminary Heat 7

1	ANKENY	50.74
---	--------	-------

2	INDIANOLA	51.70
3	NORTH LINN OF TROY MILLS	52.44
4	TREYNOR	55.10
5	DES MOINES EAST	55.72
6	HARLAN	57.78
	BETTENDORF	dns
	DUBUQUE WAHLERT	dq-54.12

Preliminary Heat 8

1	MASON CITY	53.78
2	SPIRIT LAKE PARK	54.22
3	LEWIS CENTRAL OF COUNCIL BLUFFS	54.73
4	JEFFERSON-SCRANTON	54.96
5	JOHNSTON	55.02
6	LAKE MILLS	55.12
7	SHENANDOAH	55.42
	RIVER VALLEY OF CORRECTIONVILLE	dns

Preliminary Heat 9

1	CENTERVILLE	52.90
2	GILBERT	53.33
3	MOUNT PLEASANT	53.69
4	DUBUQUE HEMPSTEAD	54.79
5	OTTUMWA	54.86
6	WAUKEE	54.92
7	CLARINDA	55.41
	ALGONA GARRIGAN	dns

Preliminary Heat 10

1	CASCADE	52.80
2	BALLARD OF HUXLEY	53.55
3	DES MOINES HOOVER	54.16
4	OGDEN	55.05
5	GUTHRIE CENTER	56.45
6	CAM OF ANITA	57.12
	BONDURANT-FARRAR	dns
	FORT MADISON	dns

Preliminary Heat 11

1	SAYDEL OF DES MOINES	53.63
2	DAVIS COUNTY-FOX VALLEY	53.74
3	IOWA CITY REGINA	54.50
4	UNION OF LAPORTE CITY	56.06
5	DENISON-SCHLESWIG	56.63
6	KNOXVILLE	57.03
	SOLOM	dns
	MAQUOKETA	dq-55.39

Preliminary Heat 12

1	DES MOINES LINCOLN	55.70
2	ELDORA-NEW PROVIDENCE	56.73
3	NODAWAY VALLEY OF GREENFIELD	57.45
	WEST SIOUX OF HAWARDEN	dns
	CARROLL	dns
	DALLAS CENTER-GRIMES	dns
	SOUTHEAST WARREN OF LIBERTY CENTER	dns
	CRESTON	dq-55.09

Preliminary Heat 13

1	HLV OF VICTOR	52.85
2	WEST HARRISON OF MONDAMIN	55.15
3	GLENWOOD	55.54
4	TRI-CENTER OF NEOLA	56.54
5	VENTURA	57.16
6	COUNCIL BLUFFS JEFFERSON	57.50
7	PLEASANTVILLE	58.51
	BECKMAN OF DYERSVILLE	dns

Preliminary Heat 14

1	DES MOINES CHRISTIAN	56.40
2	IOWA FALLS	56.65
3	NISHNA VALLEY OF HASTINGS	56.74
4	AG-WSR OF ACKLEY	58.52
5	NEVADA	60.41
	COUNCIL BLUFFS LINCOLN	dns
	COLO-NESCO	dns
	WOODWARD-GRANGER	dns

Preliminary Heat 15

1	NORTH SCOTT OF ELDRIDGE	54.87
2	MADRID	56.28
3	IKM OF MANILLA	56.82
4	NORTH POLK OF ALLEMAN	59.15
5	HUDSON	59.29
6	ALBIA	59.98
	MFL-MAR-MAC OF MONONA	dns
	WASHINGTON	dns

Preliminary Heat 16

1	CLEAR LAKE	53.87
2	LOUISA-MUSCATINE OF LETTS	54.52
3	NORWALK	56.03
4	WINTerset	56.52
	ADM OF ADEL	dns
	LINEVILLE-CLIO	dns

Preliminary Heat 17

1	FORT DODGE ST. EDMOND	53.23
2	PERRY	54.73
3	INTERSTATE 35 OF TRURO	55.23
4	WILTON	55.27
5	WOODBINE	56.43
6	FARRAGUT	59.09

Preliminary Heat 18

1	CEDAR FALLS	52.82
2	CLARKE OF OSCEOLA	55.34
3	CEDAR RAPIDS KENNEDY	55.47
4	WOODBURY CENTRAL OF MOVILLE	58.65
	COUNCIL BLUFFS ST. ALBERT	dns
	WATERLOO EAST	dq-53.04

High School Girls' 4x400 Meter Relay Finals

Wind:

1	IOWA CITY	3:58.11
	Anne Heefner 61.5, Nicole Gatens 60.3 Kristin Knight 58.2, Teesa Price 58.3	
2	AMES	4:00.82
	Erin Maysent 59.3, Claire Gilchrist 61.4 Erica Lynn 61.0, Kylan Loney 59.1	
3	CEDAR RAPIDS PRAIRIE	4:01.62
	Lisa Ungerer 61.2, Debbie Akerly 60.6 Tina Klith 61.3, Fiona Asigbee 58.5	
4	INDIANOLA	4:02.78
	Dondra Nichols 60.9, Steph Suntken 59.9 Shaela Bresnan 63.3, Lacey Adams-Brown 58.6	
5	MARSHALLTOWN	4:03.33
	Jessica Huff 60.2, Nicole Chizek 60.5 Teresa Wauters 61.3, Diane Gaskill 61.3	
6	SIOUX CITY HEELAN	4:03.99
	Alissa Koerner 60.7, Julie Moeller 61.9 Laura Keane 60.9, Katie Berger 60.4	
7	CLINTON	4:06.91
	Megan Vens 60.8, Hadley Armstrong 63.3 Stacy Lawrence 61.1, Luyre Hupfer 61.6	
8	VALLEY OF WEST DES MOINES	4:08.64
	Laura Burke 64.0, Christie Muenzenberger 59.2 Christy Drescher 62.7, Kristin Flood 62.8	

Preliminary Heat 1

1	AMES	3:58.53
	Erin Maysent 58.9, Claire Gilchrist 61.2 Erica Lynn 60.5, Kylan Loney 58.0	
2	MARSHALLTOWN	4:00.34
	Jessica Huff 60.5, Nicole Chizek 58.5 Teresa Wauters 60.6, Diane Gaskill 61.3	
3	INDIANOLA	4:02.49
	Dondra Nichols 60.8, Steph Suntken 59.7 Shaela Bresnan 64.0, Lacey Adams-Brown 57.9	
4	SIOUX CITY HEELAN	4:02.66
	Alissa Koerner 61.3, Julie Moeller 60.8 Laura Keane 60.1, Katie Berger 60.4	
5	TIPTON	4:06.93
	Courtney Bromell, Jennifer Janssen Christy Hansen, Kara Rechterman	
6	FOREST CITY	4:08.21
	Laurel Gladish, Abby Van Syoc Laura Korth, Jana Benson	
7	MUSCATINE	4:08.95
	Becca Aull, Sarah Riedel Natalie Hetzler, Colleen Schmitt	
8	HARLAN	4:09.64
	Katie Hosack, Tara Bruck Kara Carstens, Kristin Goerser	

Preliminary Heat 2

1	IOWA CITY	3:59.96
	Anne Heefner 61.1, Nicole Gatens 60.3 Kristin Knight 58.2, Teesa Price 60.4	
2	CLINTON	4:02.62
	Megan Vens 60.0, Hadley Armstrong 62.8 Stacy Lawrence 60.0, Luyre Hupfer 59.8	
3	VALLEY OF WEST DES MOINES	4:03.77
	Laura Burke 62.9, Christie Muenzenberger 58.2 Christy Drescher 62.5, Kristin Flood 60.6	
4	BECKMAN OF DYERSVILLE	4:05.83
	Carisa Wessels, Missy Domeyer Amy Gravel, Alicia Nosbisch	

5	ALGONA	4:06.74
	Angie Kajewski, Amy Simpson Melissa Nelson, Lindsay Moss	
6	DES MOINES ROOSEVELT	4:08.22
	Kristen Cavanaugh, Courtney Swedberg Davonna Carr, Ronnie Caldwell	
7	OSKALOOSA	4:08.92
	Megan Sash 60.9, Andrea Jones 64.1 Amber Doud 65.3, Candi Jones 58.6	
8	DAVENPORT NORTH	4:10.78
	Lolitha Marshall, Jennifer Smith Kendra Maxwell, Hafina Jones	

Preliminary Heat 3

1	CEDAR RAPIDS PRAIRIE	4:03.00
	Lisa Ungerer 61.7, Debbie Akerly 62.8 Tina Klith 60.0, Fiona Asigbee 58.5	
2	DUBUQUE	4:03.98
	Nicole Dougherty 58.6, Erin Strub 61.6 Melissa Millman 63.0, Katie Kluesner 59.6	
3	CEDAR RAPIDS XAVIER	4:04.79
	Marie Zach 61.3, Emily Putman 60.9 Ashley Anderson 62.6, Maria Johnson 59.9	
4	CEDAR RAPIDS JEFFERSON	4:08.19
	Katie Fox, Alisha Culp Kristin Scheumann, Sarah Wieneke	
5	DOWLING OF WEST DES MOINES	4:09.56
	Jena Murray, Melissa Dale Beth Abramovich, Meghan Menough	
6	DAVENPORT CENTRAL	4:10.03
	Carrie Schnauber, Angie Young Janelle Hester, Wendy Shaw	
7	IOWA CITY WEST	4:11.38
	Abby Buckwalter 64.8, Sara Juvenal 62.5 Lara Janson 61.4, Jeni Frudden 62.7	
8	CEDAR FALLS	4:15.75
	Nicole Doeden, Ashley Kunkle Katie Burkhardt, Jamie Nemmers	

High School Girls' Sprint Medley Relay Finals

Wind:

1	IOWA CITY	1:47.22
	Amanda Nearad, Nicole Gatens Kristin Knight, Teesa Price 57.0	
2	INDIANOLA	1:49.54
	Aly Mikulanec, Dondra Nichols Steph Suntken, Lacey Adams-Brown 57.9	
3	VALLEY OF WEST DES MOINES	1:49.58
	Shannon Smith, Jeffia Hill Kristin Flood, Christie Muenzenberger 57.2	
4	AMES	1:49.81
	Jessica Wray, Tiffany Belz Erin Maysent, Kylan Loney 58.3	
5	DUBUQUE	1:50.80
	Erin Strub, Katie Kluesner Pam Orris, Nicole Dougherty 59.0	
6	MARSHALLTOWN	1:51.63
	Tiffany Cruikshank, Diane Gaskill Teresa Wauters, Nicole Chizek 59.3	
7	OSKALOOSA	1:52.28
	Jessica Cyphers, Jenni Rinehart Andrea Jones, Candi Jones 57.4	
8	CEDAR RAPIDS XAVIER	1:57.06
	Marie Zach, Stacey Gibbs Casey Novy, Shannon Geraghty 64.2	

High School Girls' High Jump Finals

1	Sondra Rauterkus, Harlan	5'05" (1.65m)
2	Melissa Nelson, Algona	5'04" (1.63m)
2	Tina Wolfe, Pleasant Valley	5'04" (1.63m)
4	Jameela Hameed, Fort Dodge	5'02" (1.57m)
4	Janae Anderson, Boyden -Hull-Rock Valley	5'02" (1.57m)
4	Margaret Wrage, Union of LaPorte City	5'02" (1.57m)
4	Paula Hughes, Farragut	5'02" (1.57m)
8	Stacy Boerema, Clinton	5'02" (1.57m)
8	Ashley Henning, Calamus-Wheatland	5'02" (1.57m)
8	Angie Froehlich, Algona Garrigan	5'02" (1.57m)
8	Stephanie Goetsch, A-H-S-T of Avoca	5'02" (1.57m)
12	Anna Friederichs, Davenport West	5'02" (1.57m)
12	Theresa Trede, Treynor	5'02" (1.57m)
14	Kalyn Byers, Clarinda	5'02" (1.57m)
15	Sara Langel, Le Mars Gehlen	5'02" (1.57m)
16	Tarah Murray, Hudson	5'00" (1.52m)
16	Jill Foster, North Tama of Traer	5'00" (1.52m)
16	Susan Adrian, Pekin of Packwood	5'02" (1.57m)
16	Luyre Hupfer, Clinton	5'02" (1.57m)
16	Brooke Zrudsky, Linn-Mar of Marion	5'00" (1.52m)
	Sarah Hughes, Charles City	NH
	Katie Stecker, Pleasantville	NH

High School Girls' Long Jump Finals

Wind: +1.38

1	Fiona Asigbee, Cedar Rapids Prairie	18'01" (5.51m)
2	Tiffany Pedersen, Atlantic	17'10" (5.44m)
3	Davonna Carr, Des Moines Roosevelt	17'02.50" (5.25m)
4	Jill Fisher, Sioux City Heelan	17'00.75" (5.20m)
5	Paula Pugh, Columbus of Columbus Junction	16'08.50" (5.09m)
6	Elicia Brocka, Aplington-Parkersburg	16'06.25" (5.04m)
7	Hafina Jones, Davenport North	16'03.50" (4.97m)
8	Abby Rockwell, Clinton	16'03" (4.95m)
9	Ashley Nally, Bedford	16'02" (4.93m)
10	Debbie Stephens, Mount Ayr	16'01.50" (4.91m)
11	Molly Ouren, Harlan	16'01" (4.90m)
12	Abby Vanderah, Marshalltown	15'10.50" (4.84m)
13	Sarah Steffen, Western Dubuque of Epworth	15'09" (4.80m)
14	Ashley Guffey, Bettendorf	15'08.25" (4.78m)
15	Amanda Stidfole, Sioux City West	14'07.75" (4.46m)
	Melissa Holland, Iowa City	ND
	Teesa Price, Iowa City	ND

High School Girls' Shot Put Finals

1	Allison Kruger, South O'Brien of Paullina	41'02.75" (12.57m)
2	Lorrie Grems, Estherville-Lincoln Central	41'00.25" (12.50m)
3	Abby Emsick, Lewis Central of Council Bluffs	40'06.25" (12.35m)
4	Rainie Goedken, Spencer	39'07" (12.07m)
5	Kim Jenkins, Cedar Rapids Jefferson	38'07" (11.76m)
6	Alyse Hohensee, Pocahontas Area	38'03.50" (11.67m)
7	Alissa Dennis, Ballard of Huxley	38'03.25" (11.66m)
8	Katie Ruby, Humboldt	37'10.25" (11.54m)
9	Stacie Dunlap, Ames	37'04.50" (11.39m)
10	Susan Chamberlain, Harlan	37'03" (11.35m)
11	Cindy Anderson, Dallas Center-Grimes	37'03" (11.35m)
12	Lindsey Smith, New Hampton	37'00.25" (11.28m)

Handwritten: #1-emsick
As Sigbee

13	Devin Achenbach, Cedar Rapids Kennedy	36'11.25" (11.26m)
14	Katie Hoback, Columbus of Columbus Junction	36'04" (11.07m)
15	Katie Shimon, Perry	35'08" (10.87m)
16	Kara Hinz, Cedar Falls	35'06.50" (10.83m)
17	Joli Coii, Waverly-Shell Rock	35'05" (10.80m)
18	Carrie Bond, Centerville	35'01.50" (10.71m)
19	Alissah Brosamle, Galva-Holstein	34'10.50" (10.63m)
20	Mary Streefer, North Fayette of West Union	33'07.25" (10.24m)

High School Girls' Discus Finals

1	Abby Emsick, Lewis Central of Council Bluffs	130'03" (39.70m)
2	Kelly Foley, Tipton	127'04" (38.81m)
3	Devin Achenbach, Cedar Rapids Kennedy	121'05" (37.01m)
4	Jess Boline, Bettendorf	120'11" (36.86m)
5	Jennifer Hanson, Belmond-Klemme	118'00" (35.97m)
6	Sue Stoffel, Dubuque Wahlert	117'09" (35.89m)
7	Tierra Kaiser, Des Moines Hoover	117'07" (35.84m)
8	Sarah Haan, Pella Christian	116'05" (35.48m)
9	Lindsay Diehl, Clarke of Osceola	115'01" (35.08m)
10	Alissa Dennis, Ballard of Huxley	115'00" (35.05m)
11	Lacey Corcoran, Johnston	110'08" (33.73m)
12	Jill Roach, Eddyville-Blakesburg	110'06" (33.68m)
13	Stacie Dunlap, Ames	108'10" (33.17m)
14	Theresa Stotts, Northwood-Lansett	108'05" (33.05m)
15	Kristy Myers, Grundy Center	107'06" (32.77m)
16	Angie Hogue, Carroll	106'03" (32.39m)
17	Nicole Robison, Sioux City West	105'00" (32.00m)
18	Mindy Kephart, Knoxville	104'00" (31.70m)
19	Amy Michels, Independence	103'09" (31.62m)