

NAIA OUTDOOR TRACK & FIELD CHAMPIONSHIPS 2017

Gulf Shores, AL

Mickey Miller Blackwell Stadium

Weather: Sunny & Clear, Th- 80, Fr- 83, Sa- 84

Host: Gulf Shores Sports Commission

5/25/2017 - 5/27/2017

MEET OFFICIALS

Meet Director:

Houston Young

Meet Referee:

Lawhorn/Thurber/ Mitchell

Timing:

www.cfpitiming.com



OFFICIAL MEET REPORT

printed: 7/28/2017 2:59 PM

RESULTS

#50 Men's Marathon

W World	2:02:57.00	Dennis Kimetto	KEN	9/28/2014	Berlin, GER
A American	2:05:38.00	Khalid Khannouchi	New Balance	4/14/2002	London, ENG
N NAIA Championship	2:19:18.70	Nathan Martin	Spring Arbor	5/25/2013	Marion, IN

6:00 AM (Day 3):

Pl	Name	Yr	Team	Time	Note	Pts
1	GRAHAM, CHRISTIAN	JR	ST. MARY (KAN.)	2:37:31.20		10
2	WILSON, KALEB	SR	WILLIAM WOODS	2:40:31.50		8
3	BOONE, TANNER	SR	GREAT FALLS	2:41:34.40		6
4	VELASCO, BRANDON	SR	MIDAMERICA NAZA	2:41:45.90		5
5	ELLIS, BRANDON	SR	MILLIGAN	2:42:11.00		4
6	NEGRETE, DOUGLAS	JR	WEST VIRGINIA TE	2:44:24.00		3
7	WALL, TANNER	SR	INDIANA TECH	2:44:30.00		2
8	STEELE, ZACHARY	SR	CORBAN	2:45:08.80		1
9	REVELES, VICTOR	JR	MISSOURI VALLEY	2:46:14.60		
10	BOYDSTUN, JERSEY	JR	SOUTHWESTERN (2:46:52.10		
11	WARD, AARON	SR	WALDORF	2:50:42.20		
12	RAMIREZ, JOSHUA	JR	ST. MARY (KAN.)	2:50:56.00		
13	MERRELL, PHILIP	JR	CORNERSTONE	2:51:14.50		
14	NAVA, GERARDO	JR	SOUTHWESTERN	2:52:21.80		
15	FRIESEN, ISAIAH	JR	GOSHEN	2:53:39.50		
16	KIMBLE, NATE	SR	INDIANA TECH	2:54:04.70		
17	HUNT, ZACH	SR	VANGUARD	2:57:36.60		
18	KALBFLEISCH, JACE	SR	GREAT FALLS	2:57:39.40		
19	ORTIZ LOPEZ, EDWIN	JR	MISSOURI VALLEY	2:57:54.90		
20	ROSALES, PACO	SO	LINDENWOOD-BEL	2:59:00.30		
21	BRITAIN, JEREMY	JR	ST. MARY (KAN.)	2:59:59.00		
22	ROA, EDUARDO	SR	BACONE	3:00:19.50		
23	FLORES, GREG	FR	BAKER	3:00:35.80		
24	BOWMAN, EVAN	SR	MOUNT MERCY	3:02:43.30		
25	HERRERA, ROBERT	FR	SOUTHWESTERN	3:03:17.60		
26	DOMINGUEZ, JONATHAN	JR	MCPHERSON	3:04:03.20		
27	CURNOW, BRADEN	FR	DAKOTA STATE	3:04:11.40		
28	SCOTT, AARON	SR	TAYLOR	3:04:31.10		
29	FREED, BLAKE	SR	RIO GRANDE	3:05:53.90		
30	DEAL, SETH	JR	LEWIS-CLARK	3:06:02.60		
31	O'DELL, SEBASTIAN	SR	SCAD SAVANNAH	3:08:07.10		
32	FITZSIMMONS, KEEGAN	SR	TRINITY CHRISTIA	3:09:08.30		
33	LOUGHRAN, EDDIE	SO	ROCKY MOUNTAIN	3:11:20.90		
34	GUY, DALLAS	SR	RIO GRANDE	3:11:35.40		
35	FRANK, ANTHONY	SR	INDIANA TECH	3:12:48.80		
36	SPEARS, TRAIL	SR	KANSAS WESLEYA	3:15:17.60		
37	SHERFEY, JOSHUA	SR	THE MASTERS	3:22:38.20		
38	MEINERS, NATHAN	JR	WALDORF	3:24:51.80		
39	WARREN, AUSTIN	JR	NORTHWESTERN (3:27:36.70		
40	GRIFFIN, CAYCE	SO	INDIANA TECH	3:27:44.60		
41	CRUSE, MAX	FR	DAKOTA STATE	3:28:06.30		
42	HINCHER, RYLAN	SO	MONTREAT	3:32:51.70		

NAIA OUTDOOR TRACK & FIELD CHAMPIONSHIPS 2017

Gulf Shores, AL

Mickey Miller Blackwell Stadium

Weather: Sunny & Clear, Th- 80, Fr- 83, Sa- 84

Host: Gulf Shores Sports Commission

5/25/2017 - 5/27/2017

MEET OFFICIALS**Meet Director:**


Houston Young

Meet Referee:

Lawhorn/Thurber/ Mitchell

Timing:

www.cfpitiming.com

**OFFICIAL MEET REPORT**

printed: 7/28/2017 2:59 PM

RESULTS**#50 Men's Marathon (cont'd)****6:00 AM (Day 3):**

Pl	Name	Yr	Team	Time	Note	Pts
43	ROBB, MATT	SR	GREAT FALLS	3:35:06.60		
44	STARK, WYATT	SO	MIDAMERICA NAZA	3:43:26.00		
45	SMITH, MATTHEW	SR	SCAD SAVANNAH	3:51:09.60		
	VELTHUIZEN, CODY	SR	TRINITY CHRISTIA	DNF		
	CURTIS, TREVOR	JR	CORNERSTONE	DNF		
	CASSIDY, CORTLAND	SO	MIDLAND	DNF		
	TARSA, NICHOLAS	SR	AQUINAS	DNF		
	KATZDORN, KURT	SR	MCPHERSON	DNF		
	CLARK, ALEX	SR	TRINITY CHRISTIA	DNF		
	GALLOWAY, LUKE	SR	NORTHWESTERN (DNF		
	KEIFER, LUCAS	JR	HASTINGS	DNF		
	SWIATOCZA, DAVID	SR	TEXAS WESLEYAN	DNF		
	MURLEY, ANDREW	FR	WALDORF	DNF		
	ROLDAN, ISAAC	SO	OKLAHOMA CITY	DNF		
	ORELLANA, FERNANDO	SO	TEXAS WESLEYAN	DNF		
	JONES, PEYTON	SO	GREAT FALLS	DNF		
	SUMATZKUKU, KYLE	FR	BACONE	DNF		
	WALBOTT, JARRETT	JR	BETHEL (IND.)	DNF		
	CARPENTER, KAMERON	FR	RIO GRANDE	DNF		
	CORRION, CHRISTIAN	SO	INDIANA TECH	DNF		
	ANNIS, JORDAN	SR	BETHEL (IND.)	DNF		
	YOUNG, MATTHEW	SO	JAMESTOWN	DNF		
	VROEGH, KEVIN	JR	CORNERSTONE	DNF		
	HAAS, ISAAK	SR	MARIAN (IND.)	DNF		
	GARCIA, JAVIER	JR	TENNESSEE WESL	DNF		
	CRAWFORD, BRENNAN	SO	MOUNT VERNON N	DNF		
	MADUT, GARANG	SR	CUMBERLAND (TE	DNF		
	LINDER, JOSEPH	JR	BAKER	DNF		
	WILSON, DEREK	JR	MISSOURI VALLEY	DNF		
	RYERSON, LAYNE	FR	CARROLL	DNF		
	GARZA, DAN	SR	SPRING ARBOR	DNF		
	WEBER, TONY	JR	ST. MARY (KAN.)	DNF		
	MCNEILL, MAX	FR	OKLAHOMA CITY	DNF		
	SMITH, RYAN	SR	GOSHEN	DNF		
	DIAZ, JOSE	SO	REINHARDT	DNS		

#2 Men's 100 Meters

W	World	9.58	Usain Bolt	JAM	8/16/2009	Berlin, GER
A	American	9.69	Tyson Gay	adidas	9/20/2009	Shanghai, CHN
N	NAIA Championship	10.05	Davidson Ezinwa	Azusa Pacafic, CA	1992	Abbotsford, BC,
C	College Outdoor	9.89	Ngoni Makusha	Florida State	7/10/2001	Des Moines, IA

4:00 PM (Day 3):**Finals****Wind: (+2.9)**

Pl	Name	Yr	Team	Time	Note	Pts
1	MORAIN, MORIBA	JR	WILEY	10.14		10

NAIA OUTDOOR TRACK & FIELD CHAMPIONSHIPS 2017

Gulf Shores, AL

Mickey Miller Blackwell Stadium

Weather: Sunny & Clear, Th- 80, Fr- 83, Sa- 84

Host: Gulf Shores Sports Commission

5/25/2017 - 5/27/2017

MEET OFFICIALS**Meet Director:**


Houston Young

Meet Referee:

Lawhorn/Thurber/ Mitchell

Timing:

www.cfpitiming.com

**OFFICIAL MEET REPORT**

printed: 7/28/2017 2:59 PM

RESULTS**#2 Men's 100 Meters (cont'd)**

4:00 PM (Day 3):

Finals

Wind: (+2.9)

Pl	Name	Yr	Team	Time	Note	Pts
2	SHARBAHN, WAYNE	SR	INDIANA TECH	10.21		8
3	HANDBOROUGH, KABRODERAN	SR	WAYLAND BAPTIS	10.22		6
4	SCRUGGS, JUSTIN	SR	WAYLAND BAPTIS	10.34		5
5	EAST, MATT	SR	SOUTHERN OREG	10.43		4
6	PALMER, ORAINE	SO	WILEY	10.47		3
7	MOORE, KEJAVON	JR	INDIANA TECH	10.80		2
8	RALPH, QUINN-LEE	SR	WILEY	11.76		1

3:10 PM (Day 2):

Prelims

Pl	Name	Yr	Team	Time	Note	H(Pl)
1	MORAIN, MORIBA	JR	WILEY	10.19Q	(+3.5)	3(1)
2	HANDBOROUGH, KABRODERAN	SR	WAYLAND BAPTIS	10.33Q	(+1.6)	5(1)
3	SHARBAHN, WAYNE	SR	INDIANA TECH	10.34Q	10.332 (+1.3)	2(1)
4	RALPH, QUINN-LEE	SR	WILEY	10.34q	10.338 (+1.3)	2(2)
5	MOORE, KEJAVON	JR	INDIANA TECH	10.42q	10.413 (+3.5)	3(2)
6	SCRUGGS, JUSTIN	SR	WAYLAND BAPTIS	10.42Q	10.419 (+1.9)	6(1)
7	PALMER, ORAINE	SO	WILEY	10.43Q	(+2.6)	1(1)
8	PARSON, JOSH	JR	TENNESSEE WESL	10.47	(+1.6)	5(2)
9	COLLIER, DESHON	FR	INDIANA TECH	10.49	10.484 (+2.6)	1(2)
10	EAST, MATT	SR	SOUTHERN OREG	10.49Q	10.485 (+1.5)	4(1)
11	MACHOMETTA, JACK	SO	INDIANA TECH	10.50	(+1.9)	6(2)
12	SAWYERR, DEVAN	SR	MIDAMERICA NAZA	10.53	(+1.3)	2(3)
13	HARRIS, CADARIUS	JR	TENNESSEE WESL	10.54	10.537 (+3.5)	3(3)
14	ROBINSON, DEQUAN	FR	LINDSEY WILSON	10.54	10.539 (+2.6)	1(3)
15	HALLMON, KEVIN	SO	LINDSEY WILSON	10.56	(+1.6)	5(3)
16	FLYNN, RORIQUEZ	JR	ALLEN	10.57	(+1.3)	2(4)
17	CARTER, DEION	SR	ROBERT MORRIS (I	10.58	(+2.6)	1(4)
18	CUMBERBATCH, JEBARRI	SO	EASTERN OREGO	10.59	(+3.5)	3(4)
19	LOCKRIDGE, MATT	FR	INDIANA TECH	10.61	(+1.5)	4(2)
20	JOHNSON, JUSTIN	JR	WILLIAM CAREY	10.64	(+3.5)	3(5)
21	RATLIFF, JEREMIAH	FR	INDIANA TECH	10.65	10.641 (+2.6)	1(5)
22	DURHAM, TOBIAS	JR	WARNER	10.65	10.645 (+2.6)	1(6)
23	DAVIS, MAURICE	FR	MISSOURI VALLEY	10.67	10.662 (+1.5)	4(3)
24	SPILLER, MONTAE	JR	GRACELAND	10.67	10.663 (+2.6)	1(7)
25	SHAW, DWIGHT	JR	SOUTHERN OREG	10.67	10.666 (+1.6)	5(4)
26	KEELING, HOLT	SO	LINDSEY WILSON	10.71	(+1.9)	6(3)
27	GEORGE, CHRIS	FR	USC-BEAUFORT	10.72	10.713 (+3.5)	3(6)
28	HARRY, KIE'AVE	FR	TEXAS COLLEGE	10.72	10.716 (+1.9)	6(4)
29	ELMORE, TRISTEN	FR	WILLIAM PENN	10.76	10.753 (+1.3)	2(5)
30	BERKLEY, JESSE	SO	WILEY	10.76	10.756 (+1.9)	6(5)
31	WILLIAMS, DEMARCUS	FR	HUSTON-TILLOTS	10.81	(+1.6)	5(5)
32	ELLINGTON, BLAINE	SO	SIENA HEIGHTS	10.84	(+1.3)	2(6)
33	DUNCAN, JORDAN	JR	ST. FRANCIS (ILL.)	10.85	(+1.5)	4(4)

NAIA OUTDOOR TRACK & FIELD CHAMPIONSHIPS 2017

Gulf Shores, AL

Mickey Miller Blackwell Stadium

Weather: Sunny & Clear, Th- 80, Fr- 83, Sa- 84

Host: Gulf Shores Sports Commission

5/25/2017 - 5/27/2017

MEET OFFICIALS**Meet Director:**


Houston Young

Meet Referee:

Lawhorn/Thurber/ Mitchell

Timing:

www.cfpitiming.com

**OFFICIAL MEET REPORT**

printed: 7/28/2017 2:59 PM

RESULTS**#2 Men's 100 Meters (cont'd)**

3:10 PM (Day 2):

Prelims

Pl Name	Yr Team	Time	Note	H(Pl)
34 LINTON, STEVEN	FR OLIVET NAZARENE	10.86	10.852 (+1.6)	5(6)
35 MARK, MACHAEL	SR WILEY	10.86	10.853 (+1.9)	6(6)
36 SURY, HUNTER	SO MCPHERSON	10.97	(+1.6)	5(7)
37 LEIBA, CHRIS	FR WILLIAM PENN	10.98	(+1.3)	2(7)
38 HEMINGWAY, TYRELL	SR GRACELAND	11.02	(+1.9)	6(7)
39 MOSLEY, SAMUEL	JR SOUTHWEST (N.M.)	11.04	(+1.5)	4(5)
40 ROMER, LESLIE	SR TAYLOR	11.36	(+3.5)	3(7)
41 WHITFIELD, TOMUNCI	JR SOUTHWESTERN (15.38	(+1.5)	4(6)
GRIFFIN, ISAIAH	JR MIDAMERICA NAZA	DNS		4

HEAT RESULTS**Prelims**

Pl Name	Yr Team	Time	Note
Heat 1 of 6		Wind: (+2.6)	
1 PALMER, ORAINE	SO WILEY	10.43Q	
2 COLLIER, DESHON	FR INDIANA TECH	10.49	10.484
3 ROBINSON, DEQUAN	FR LINDSEY WILSON	10.54	10.539
4 CARTER, DEION	SR ROBERT MORRIS (I	10.58	
5 RATLIFF, JEREMIAH	FR INDIANA TECH	10.65	10.641
6 DURHAM, TOBIAS	JR WARNER	10.65	10.645
7 SPILLER, MONTAE	JR GRACELAND	10.67	10.663
Heat 2 of 6		Wind: (+1.3)	
1 SHARBAHN, WAYNE	SR INDIANA TECH	10.34Q	10.332
2 RALPH, QUINN-LEE	SR WILEY	10.34q	10.338
3 SAWYERR, DEVAN	SR MIDAMERICA NAZA	10.53	
4 FLYNN, RORIQUZ	JR ALLEN	10.57	
5 ELMORE, TRISTEN	FR WILLIAM PENN	10.76	10.753
6 ELLINGTON, BLAINE	SO SIENA HEIGHTS	10.84	
7 LEIBA, CHRIS	FR WILLIAM PENN	10.98	
Heat 3 of 6		Wind: (+3.5)	
1 MORAIN, MORIBA	JR WILEY	10.19Q	
2 MOORE, KEJAVON	JR INDIANA TECH	10.42q	10.413
3 HARRIS, CADARIUS	JR TENNESSEE WESL	10.54	10.537
4 CUMBERBATCH, JEBARRI	SO EASTERN OREGO	10.59	
5 JOHNSON, JUSTIN	JR WILLIAM CAREY	10.64	
6 GEORGE, CHRIS	FR USC-BEAUFORT	10.72	10.713
7 ROMER, LESLIE	SR TAYLOR	11.36	
Heat 4 of 6		Wind: (+1.5)	
1 EAST, MATT	SR SOUTHERN OREG	10.49Q	10.485
2 LOCKRIDGE, MATT	FR INDIANA TECH	10.61	
3 DAVIS, MAURICE	FR MISSOURI VALLEY	10.67	10.662
4 DUNCAN, JORDAN	JR ST. FRANCIS (ILL.)	10.85	
5 MOSLEY, SAMUEL	JR SOUTHWEST (N.M.)	11.04	
6 WHITFIELD, TOMUNCI	JR SOUTHWESTERN (15.38	

NAIA OUTDOOR TRACK & FIELD CHAMPIONSHIPS 2017

Gulf Shores, AL

Mickey Miller Blackwell Stadium

Weather: Sunny & Clear, Th- 80, Fr- 83, Sa- 84

Host: Gulf Shores Sports Commission

5/25/2017 - 5/27/2017

MEET OFFICIALS**Meet Director:**


Houston Young

Meet Referee:

Lawhorn/Thurber/ Mitchell

Timing:

www.cfpitiming.com

**OFFICIAL MEET REPORT**

printed: 7/28/2017 2:59 PM

RESULTS**#2 Men's 100 Meters (cont'd)****Prelims**

Pl	Name	Yr	Team	Time	Note
	GRIFFIN, ISAIAH	JR	MIDAMERICA NAZA	DNS	

Heat 5 of 6

Wind: (+1.6)

1	HANDBOROUGH, KABRODERAN	SR	WAYLAND BAPTIS	10.33Q	
2	PARSON, JOSH	JR	TENNESSEE WESL	10.47	
3	HALLMON, KEVIN	SO	LINDSEY WILSON	10.56	
4	SHAW, DWIGHT	JR	SOUTHERN OREG	10.67	10.666
5	WILLIAMS, DEMARCUS	FR	HUSTON-TILLOTS	10.81	
6	LINTON, STEVEN	FR	OLIVET NAZARENE	10.86	10.852
7	SURY, HUNTER	SO	MCPHERSON	10.97	

Heat 6 of 6

Wind: (+1.9)

1	SCRUGGS, JUSTIN	SR	WAYLAND BAPTIS	10.42Q	10.419
2	MACHOMETA, JACK	SO	INDIANA TECH	10.50	
3	KEELING, HOLT	SO	LINDSEY WILSON	10.71	
4	HARRY, KIE'AVE	FR	TEXAS COLLEGE	10.72	10.716
5	BERKLEY, JESSE	SO	WILEY	10.76	10.756
6	MARK, MACHAEL	SR	WILEY	10.86	10.853
7	HEMINGWAY, TYRELL	SR	GRACELAND	11.02	

#4 Men's 200 Meters

W	World	19.19	Usain Bolt	JAM	8/20/2009	Berlin, GER
A	American	19.32	Michael Johnson	Nike	8/1/1996	Atlanta, GA
N	NAIA Championship	20.57	Innocent Egbunike	Azusa Pacific, CA	1985	Hillsdale, MI
C	College Outdoor	19.69	Walter Dix	Florida State	5/25/2007	Gainesville, FL

5:20 PM (Day 3):**Finals**

Wind: (+3.0)

Pl	Name	Yr	Team	Time	Note	Pts
1	MORAIN, MORIBA	JR	WILEY	N 20.32		10
2	HANDBOROUGH, KABRODERAN	SR	WAYLAND BAPTIS	20.74		8
3	HALLMON, KEVIN	SO	LINDSEY WILSON	20.78		6
4	ROBINSON, DEQUAN	FR	LINDSEY WILSON	20.84		5
5	STANLEY, TREVOR	SR	INDIANA TECH	20.93		4
6	THOMPSON, JAHNOY	SO	SOUTHERN-NO	21.18		3
7	RALPH, QUINN-LEE	SR	WILEY	39.20		2
8	SHEARMAN, KIMORIE	FR	WILEY	39.43		1

5:05 PM (Day 1):**Prelims**

Pl	Name	Yr	Team	Time	Note	H(Pl)
1	MORAIN, MORIBA	JR	WILEY	20.82Q	(+0.1)	3(1)
2	THOMPSON, JAHNOY	SO	SOUTHERN-NO	20.90q	(+0.1)	3(2)
3	HANDBOROUGH, KABRODERAN	SR	WAYLAND BAPTIS	20.95Q	(+0.1)	4(1)
4	STANLEY, TREVOR	SR	INDIANA TECH	21.09Q	(-0.9)	1(1)
5	HALLMON, KEVIN	SO	LINDSEY WILSON	21.12Q	(+1.1)	2(1)
6	ROBINSON, DEQUAN	FR	LINDSEY WILSON	21.15q	(-0.9)	1(2)
7	SHEARMAN, KIMORIE	FR	WILEY	21.18q	(+1.1)	2(2)
8	RALPH, QUINN-LEE	SR	WILEY	21.19q	(-0.9)	1(3)

NAIA OUTDOOR TRACK & FIELD CHAMPIONSHIPS 2017

Gulf Shores, AL

Mickey Miller Blackwell Stadium

Weather: Sunny & Clear, Th- 80, Fr- 83, Sa- 84

Host: Gulf Shores Sports Commission

5/25/2017 - 5/27/2017

MEET OFFICIALS**Meet Director:**

Houston Young

Meet Referee:

Lawhorn/Thurber/ Mitchell

Timing:

www.cfpitiming.com

**OFFICIAL MEET REPORT**

printed: 7/28/2017 2:59 PM

RESULTS**#4 Men's 200 Meters (cont'd)**

5:05 PM (Day 1):

Prelims

Pl	Name	Yr	Team	Time	Note	H(Pl)
9	CONDE, MOUSSA	SO	MARIAN (IND.)	21.26	21.253 (+0.1)	3(3)
10	SPRINGER, GAIRY	SO	INDIANA TECH	21.26	21.257 (-0.9)	1(4)
11	SAWYERR, DEVAN	SR	MIDAMERICA NAZA	21.28	(+1.1)	2(3)
12	OHIOZE, MICHAEL	SR	ST. AMBROSE	21.30	(+0.1)	3(4)
13	PARSON, JOSH	JR	TENNESSEE WESL	21.36	21.357 (+1.1)	2(4)
14	BATTLE, BRANDON	SO	CAMPBELLSVILLE	21.36	21.359 (+0.1)	4(2)
15	PALMER, ORAINE	SO	WILEY	21.39	(+1.1)	2(5)
16	DURHAM, TOBIAS	JR	WARNER	21.56	(+0.1)	4(3)
17	KEELING, HOLT	SO	LINDSEY WILSON	21.57	(+0.1)	4(4)
18	CUMMINGS, HIEDEN	SR	EDWARD WATERS	21.58	(+0.1)	4(5)
19	CUMBERBATCH, JEBARRI	SO	EASTERN OREGO	21.61	(+1.1)	2(6)
20	CARTER, DEION	SR	ROBERT MORRIS (I	21.67	(+1.1)	2(7)
21	COLLIER, DESHON	FR	INDIANA TECH	21.71	(+0.1)	3(5)
22	DUNCAN, JORDAN	JR	ST. FRANCIS (ILL.)	21.74	(-0.9)	1(5)
23	VIDAL, CHADWAYNE	JR	SOUTHERN-NO	21.79	(-0.9)	1(6)
24	ELMORE, TRISTEN	FR	WILLIAM PENN	21.81	(+0.1)	4(6)
25	FREEMAN, SAM	JR	AQUINAS	21.83	21.826 (+1.1)	2(8)
26	BOONE, NATE	JR	WILLIAM CAREY	21.83	21.827 (+0.1)	3(6)
27	PLEBAN, KYLE	JR	KEISER UNIVERSIT	21.87	(+0.1)	3(7)
28	LOCKRIDGE, MATT	FR	INDIANA TECH	22.05	22.048 (+0.1)	3(8)
29	RATLIFF, JEREMIAH	FR	INDIANA TECH	22.05	22.049 (+0.1)	4(7)
30	JOHNSON, JUSTIN	JR	WILLIAM CAREY	22.32	(-0.9)	1(7)
31	FLYNN, RORIQUEZ	JR	ALLEN	22.72	(-0.9)	1(8)
32	GETER, JOHNNY	JR	GRACELAND	23.74	(+0.1)	4(8)

HEAT RESULTS**Prelims**

Pl	Name	Yr	Team	Time	Note
Heat 1 of 4					
Wind: (-0.9)					
1	STANLEY, TREVOR	SR	INDIANA TECH	21.09Q	
2	ROBINSON, DEQUAN	FR	LINDSEY WILSON	21.15q	
3	RALPH, QUINN-LEE	SR	WILEY	21.19q	
4	SPRINGER, GAIRY	SO	INDIANA TECH	21.26	21.257
5	DUNCAN, JORDAN	JR	ST. FRANCIS (ILL.)	21.74	
6	VIDAL, CHADWAYNE	JR	SOUTHERN-NO	21.79	
7	JOHNSON, JUSTIN	JR	WILLIAM CAREY	22.32	
8	FLYNN, RORIQUEZ	JR	ALLEN	22.72	
Heat 2 of 4					
Wind: (+1.1)					
1	HALLMON, KEVIN	SO	LINDSEY WILSON	21.12Q	
2	SHEARMAN, KIMORIE	FR	WILEY	21.18q	
3	SAWYERR, DEVAN	SR	MIDAMERICA NAZA	21.28	
4	PARSON, JOSH	JR	TENNESSEE WESL	21.36	21.357
5	PALMER, ORAINE	SO	WILEY	21.39	
6	CUMBERBATCH, JEBARRI	SO	EASTERN OREGO	21.61	

NAIA OUTDOOR TRACK & FIELD CHAMPIONSHIPS 2017

Gulf Shores, AL

Mickey Miller Blackwell Stadium

Weather: Sunny & Clear, Th- 80, Fr- 83, Sa- 84

Host: Gulf Shores Sports Commission

5/25/2017 - 5/27/2017

MEET OFFICIALS**Meet Director:**


Houston Young

Meet Referee:

Lawhorn/Thurber/ Mitchell

Timing:

www.cfpitiming.com

**OFFICIAL MEET REPORT**

printed: 7/28/2017 2:59 PM

RESULTS**#4 Men's 200 Meters (cont'd)****Prelims**

Pl	Name	Yr	Team	Time	Note
7	CARTER, DEION	SR	ROBERT MORRIS (I)	21.67	
8	FREEMAN, SAM	JR	AQUINAS	21.83	21.826

Heat 3 of 4

Wind: (+0.1)

1	MORAIN, MORIBA	JR	WILEY	20.82Q	
2	THOMPSON, JAHNOY	SO	SOUTHERN-NO	20.90q	
3	CONDE, MOUSSA	SO	MARIAN (IND.)	21.26	21.253
4	OHIOZE, MICHAEL	SR	ST. AMBROSE	21.30	
5	COLLIER, DESHON	FR	INDIANA TECH	21.71	
6	BOONE, NATE	JR	WILLIAM CAREY	21.83	21.827
7	PLEBAN, KYLE	JR	KEISER UNIVERSIT	21.87	
8	LOCKRIDGE, MATT	FR	INDIANA TECH	22.05	22.048

Heat 4 of 4

Wind: (+0.1)

1	HANDBOROUGH, KABRODERAN	SR	WAYLAND BAPTIS	20.95Q	
2	BATTLE, BRANDON	SO	CAMPBELLSVILLE	21.36	21.359
3	DURHAM, TOBIAS	JR	WARNER	21.56	
4	KEELING, HOLT	SO	LINDSEY WILSON	21.57	
5	CUMMINGS, HIEDEN	SR	EDWARD WATERS	21.58	
6	ELMORE, TRISTEN	FR	WILLIAM PENN	21.81	
7	RATLIFF, JEREMIAH	FR	INDIANA TECH	22.05	22.049
8	GETER, JOHNNY	JR	GRACELAND	23.74	

#6 Men's 400 Meters

W	World	43.03	Wayde van Niekirk	RSA	8/14/2016	Rio de Janerio,
A	American	43.18	Michael Johnson	Nike	8/26/1999	Seville, SPA
N	NAIA Championship	45.07	Devon Morris	Wayland Baptist, TX	1986	Russellville, AR
C	College Outdoor	43.70	Fred Kerley	Texas A&M	5/26/2017	Austin, TX

4:40 PM (Day 3):**Finals**

Pl	Name	Yr	Team	Time	Note	Pts
1	SHEARMAN, KIMORIE	FR	WILEY	45.92		10
2	HAMILTON, RAJAY	JR	WILEY	46.62		8
3	CLARKE, JORDAN	SR	WEBBER	46.90		6
4	THOMPSON, JAHNOY	SO	SOUTHERN-NO	47.12		5
5	OHIOZE, MICHAEL	SR	ST. AMBROSE	47.26		4
6	HINDS, TRE	SO	WAYLAND BAPTIS	47.71		3
7	SKHOSANA, SONWABISO	SO	WAYLAND BAPTIS	48.68		2
8	TURNER, DEMETRIUS	FR	WAYLAND BAPTIS	49.03		1

3:50 PM (Day 2):**Prelims**

Pl	Name	Yr	Team	Time	Note	H(Pl)
1	SHEARMAN, KIMORIE	FR	WILEY	47.10Q		3(1)
2	CLARKE, JORDAN	SR	WEBBER	47.44Q		1(1)
3	HAMILTON, RAJAY	JR	WILEY	47.45Q		1(2)
4	THOMPSON, JAHNOY	SO	SOUTHERN-NO	47.54Q		2(1)
5	OHIOZE, MICHAEL	SR	ST. AMBROSE	47.73Q		3(2)

NAIA OUTDOOR TRACK & FIELD CHAMPIONSHIPS 2017

Gulf Shores, AL

Mickey Miller Blackwell Stadium

Weather: Sunny & Clear, Th- 80, Fr- 83, Sa- 84

Host: Gulf Shores Sports Commission

5/25/2017 - 5/27/2017

MEET OFFICIALS**Meet Director:**


Houston Young

Meet Referee:

Lawhorn/Thurber/ Mitchell

Timing:

www.cfpitiming.com

**OFFICIAL MEET REPORT**

printed: 7/28/2017 2:59 PM

RESULTS**#6 Men's 400 Meters (cont'd)**

3:50 PM (Day 2):

Prelims

Pl	Name	Yr	Team	Time	Note	H(Pl)
6	HINDS, TRE	SO	WAYLAND BAPTIS	47.85Q		2(2)
7	TURNER, DEMETRIUS	FR	WAYLAND BAPTIS	47.96q		1(3)
8	SKHOSANA, SONWABISO	SO	WAYLAND BAPTIS	48.15q		3(3)
9	RICHARDS, DANIELLE	JR	SOUTHERN-NO	48.21		3(4)
10	THERMIDOR, EDENS	JR	KEISER UNIVERSIT	48.35		2(3)
11	SOUTIEN, JEAN	SO	WAYLAND BAPTIS	48.37		2(4)
12	MCLEOD, CHALE	SO	FLORIDA MEMORI	48.41		3(5)
13	HELD, MASON	SO	YORK (NEB.)	48.43		3(6)
14	SPRINGER, GAIRY	SO	INDIANA TECH	48.53		3(7)
15	PHILLIPS JR., TRAVIS	SO	MIDLAND	48.75		2(5)
16	CHANT, ANDREW	FR	MADONNA	48.76		1(4)
17	CAMPBELL, ACDANE	FR	SOUTHERN-NO	48.83		1(5)
18	WARREN, BIRDSONG	SR	BAKER	49.02		1(6)
19	MUHAMMAD, QADIR	SO	INDIANA TECH	49.08		2(6)
20	SMITH, BRIAN	SO	SOUTHERN-NO	49.30		2(7)
21	PELHAM, NYKEMIS	SR	WARNER	49.96		1(7)
	HARE, ANDRE	SR	FLORIDA MEMORI	DNF		2

HEAT RESULTS**Prelims**

Pl	Name	Yr	Team	Time	Note
Heat 1 of 3					
1	CLARKE, JORDAN	SR	WEBBER	47.44Q	
2	HAMILTON, RAJAY	JR	WILEY	47.45Q	
3	TURNER, DEMETRIUS	FR	WAYLAND BAPTIS	47.96q	
4	CHANT, ANDREW	FR	MADONNA	48.76	
5	CAMPBELL, ACDANE	FR	SOUTHERN-NO	48.83	
6	WARREN, BIRDSONG	SR	BAKER	49.02	
7	PELHAM, NYKEMIS	SR	WARNER	49.96	
Heat 2 of 3					
1	THOMPSON, JAHNOY	SO	SOUTHERN-NO	47.54Q	
2	HINDS, TRE	SO	WAYLAND BAPTIS	47.85Q	
3	THERMIDOR, EDENS	JR	KEISER UNIVERSIT	48.35	
4	SOUTIEN, JEAN	SO	WAYLAND BAPTIS	48.37	
5	PHILLIPS JR., TRAVIS	SO	MIDLAND	48.75	
6	MUHAMMAD, QADIR	SO	INDIANA TECH	49.08	
7	SMITH, BRIAN	SO	SOUTHERN-NO	49.30	
	HARE, ANDRE	SR	FLORIDA MEMORI	DNF	
Heat 3 of 3					
1	SHEARMAN, KIMORIE	FR	WILEY	47.10Q	
2	OHIOZE, MICHAEL	SR	ST. AMBROSE	47.73Q	
3	SKHOSANA, SONWABISO	SO	WAYLAND BAPTIS	48.15q	
4	RICHARDS, DANIELLE	JR	SOUTHERN-NO	48.21	
5	MCLEOD, CHALE	SO	FLORIDA MEMORI	48.41	

NAIA OUTDOOR TRACK & FIELD CHAMPIONSHIPS 2017

Gulf Shores, AL

Mickey Miller Blackwell Stadium

Weather: Sunny & Clear, Th- 80, Fr- 83, Sa- 84

Host: Gulf Shores Sports Commission

5/25/2017 - 5/27/2017

MEET OFFICIALS**Meet Director:**

Houston Young

Meet Referee:

Lawhorn/Thurber/ Mitchell

Timing:

www.cfpitiming.com

**OFFICIAL MEET REPORT**

printed: 7/28/2017 2:59 PM

RESULTS**#6 Men's 400 Meters (cont'd)****Prelims**

Pl	Name	Yr	Team	Time	Note
6	HELD, MASON	SO	YORK (NEB.)	48.43	
7	SPRINGER, GAIRY	SO	INDIANA TECH	48.53	

#8 Men's 800 Meters

W	World	1:40.91	David Rudisha	KEN	2012	London, ENG
A	American	1:42.60	Johnny Gray	Santa Monica TC	8/28/1985	Koblenz, GER
N	NAIA Championship	1:46.10	Kenneth Koech	McKendree, IL	1999	Palm Bch
C	College Outdoor	1:43.55	Donavan Brazier	Texas A&M	6/16/2010	Eugene, OR

5:00 PM (Day 3):**Finals**

Pl	Name	Yr	Team	Time	Note	Pts
1	EDGAR, MARBEQ	JR	WILEY	1:48.65		10
2	ALLEN, DONTAYEOUS	SR	JARVIS CHRISTIAN	1:50.94		8
3	KRAMER, RHYS	FR	BRITISH COLUMBI	1:52.45		6
4	JARRON, LUKAS	SR	BRITISH COLUMBI	1:52.74		5
5	RODDEN, BRENT	SO	SIENA HEIGHTS	1:52.80		4
6	ADAIR, MATT	SR	INDIANA TECH	1:53.25		3
7	PARKS, SHEVAN	FR	WILEY	1:53.41		2
8	CHOATE, BRYCE	SO	TENNESSEE WESL	2:00.08		1

2:20 PM (Day 2):**Prelims**

Pl	Name	Yr	Team	Time	Note	H(Pl)
1	CHOATE, BRYCE	SO	TENNESSEE WESL	1:50.97Q		2(1)
2	EDGAR, MARBEQ	JR	WILEY	1:50.98Q		3(1)
3	RODDEN, BRENT	SO	SIENA HEIGHTS	1:51.14Q		2(2)
4	ALLEN, DONTAYEOUS	SR	JARVIS CHRISTIAN	1:51.32q		2(3)
5	KRAMER, RHYS	FR	BRITISH COLUMBI	1:52.45Q		1(1)
6	PARKS, SHEVAN	FR	WILEY	1:52.65Q		1(2)
7	JARRON, LUKAS	SR	BRITISH COLUMBI	1:52.75Q		3(2)
8	ADAIR, MATT	SR	INDIANA TECH	1:52.85q		2(4)
9	SAUNDERS, ALEX	SR	SOUTHERN-NO	1:52.97		1(3)
10	NORRIS, MIKE	SO	RIO GRANDE	1:52.98		1(4)
11	MARTIN, PRESLEY	JR	MARIAN (IND.)	1:53.04		3(3)
12	MOELLER, MARK	SR	DAKOTA STATE	1:53.31		2(5)
13	VARELA, ALAN	SO	DOANE	1:53.44		1(5)
14	ROBINSON, GEORGE	SR	MIDAMERICA NAZA	1:53.67		3(4)
15	VERMILYE, ANTHONY	SR	SIENA HEIGHTS	1:53.68		1(6)
16	MORRELL III, THOMAS	FR	EASTERN OREGO	1:53.88		2(6)
17	BARBER, TYLER	FR	TRUETT-MCCONN	1:54.21		3(5)
18	MACK, SUPERVOID	SR	CARDINAL STRITC	1:54.36		2(7)
19	MARROW, DEVON	SR	INDIANA TECH	1:54.47		1(7)
20	MUESSIG, DOMINIC	SR	SIENA HEIGHTS	1:55.31		1(8)
21	MULLER, CJ	SR	CONCORDIA (NEB.)	1:59.31		3(6)
22	ELLIOTT II, CRAIG	SR	WILLIAM JESSUP	2:01.43		3(7)
23	HOUDEK, JORDAN	SR	MOUNT MARTY	2:10.18		2(8)

NAIA OUTDOOR TRACK & FIELD CHAMPIONSHIPS 2017

Gulf Shores, AL

Mickey Miller Blackwell Stadium

Weather: Sunny & Clear, Th- 80, Fr- 83, Sa- 84

Host: Gulf Shores Sports Commission

5/25/2017 - 5/27/2017

MEET OFFICIALS**Meet Director:**


Houston Young

Meet Referee:

Lawhorn/Thurber/ Mitchell

Timing:

www.cfpitiming.com

**OFFICIAL MEET REPORT**

printed: 7/28/2017 2:59 PM

RESULTS**#8 Men's 800 Meters (cont'd)****HEAT RESULTS****Prelims**

Pl	Name	Yr	Team	Time	Note
Heat 1 of 3					
1	KRAMER, RHYS	FR	BRITISH COLUMBI	1:52.45Q	
2	PARKS, SHEVAN	FR	WILEY	1:52.65Q	
3	SAUNDERS, ALEX	SR	SOUTHERN-NO	1:52.97	
4	NORRIS, MIKE	SO	RIO GRANDE	1:52.98	
5	VARELA, ALAN	SO	DOANE	1:53.44	
6	VERMILYE, ANTHONY	SR	SIENA HEIGHTS	1:53.68	
7	MARROW, DEVON	SR	INDIANA TECH	1:54.47	
8	MUESSIG, DOMINIC	SR	SIENA HEIGHTS	1:55.31	
Heat 2 of 3					
1	CHOATE, BRYCE	SO	TENNESSEE WESL	1:50.97Q	
2	RODDEN, BRENT	SO	SIENA HEIGHTS	1:51.14Q	
3	ALLEN, DONTAYEOUS	SR	JARVIS CHRISTIAN	1:51.32q	
4	ADAIR, MATT	SR	INDIANA TECH	1:52.85q	
5	MOELLER, MARK	SR	DAKOTA STATE	1:53.31	
6	MORRELL III, THOMAS	FR	EASTERN OREGO	1:53.88	
7	MACK, SUPERVOID	SR	CARDINAL STRITC	1:54.36	
8	HOUDEK, JORDAN	SR	MOUNT MARTY	2:10.18	
Heat 3 of 3					
1	EDGAR, MARBEQ	JR	WILEY	1:50.98Q	
2	JARRON, LUKAS	SR	BRITISH COLUMBI	1:52.75Q	
3	MARTIN, PRESLEY	JR	MARIAN (IND.)	1:53.04	
4	ROBINSON, GEORGE	SR	MIDAMERICA NAZA	1:53.67	
5	BARBER, TYLER	FR	TRUETT-MCCONN	1:54.21	
6	MULLER, CJ	SR	CONCORDIA (NEB.	1:59.31	
7	ELLIOTT II, CRAIG	SR	WILLIAM JESSUP	2:01.43	

#10 Men's 1500 Meters

W	World	3:26.00	Hicham El Guerrouj	MAR	7/14/1998	Rome, ITA
A	American	3:29.30	Bernard Lagat	Nike	8/28/2005	Rieti, ITA
N	NAIA Championship	3:41.39	Silas Kisorio	Oklahoma Christian	2012	Marion, IN
C	College Outdoor	3:35.30	Sydney Maree	Villanova	6/6/1981	Baton Rouge, LA

3:10 PM (Day 3):**Finals**

Pl	Name	Yr	Team	Time	Note	Pts
1	GARCIA, DANIEL	SR	CARDINAL STRITC	3:50.47		10
2	PETSCH, ISAAC	SO	ROCKY MOUNTAIN	3:51.06		8
3	JARRON, LUKAS	SR	BRITISH COLUMBI	3:52.48		6
4	TRUMMER, MAX	JR	BRITISH COLUMBI	3:52.55		5
5	HYATT, CHANCE	JR	CARROLL	3:52.68		4
6	ROSE, TIM	JR	NORTHWESTERN (3:52.98		3
7	BLAYLOCK, BRIAN	JR	ST. FRANCIS (ILL.)	3:53.21		2
8	MIKESELL, SKYLER	JR	THE MASTERS	3:54.40		1
9	GARCIA, ALEJANDRO	SR	ROBERT MORRIS (I	3:56.63		

NAIA OUTDOOR TRACK & FIELD CHAMPIONSHIPS 2017

Gulf Shores, AL

Mickey Miller Blackwell Stadium

Weather: Sunny & Clear, Th- 80, Fr- 83, Sa- 84

Host: Gulf Shores Sports Commission

5/25/2017 - 5/27/2017

MEET OFFICIALS**Meet Director:**


Houston Young

Meet Referee:

Lawhorn/Thurber/ Mitchell

Timing:

www.cfpitiming.com

**OFFICIAL MEET REPORT**

printed: 7/28/2017 2:59 PM

RESULTS**#10 Men's 1500 Meters (cont'd)****3:10 PM (Day 3):****Finals**

Pl Name	Yr Team	Time Note	Pts
10 HOLMAN, MALIK	FR COLUMBIA (MO.)	3:57.86	
11 RUNYAN, LUKE	JR INDIANA TECH	4:00.04	
12 LAWSON, TYLER	SO COLUMBIA (MO.)	4:15.06	

3:40 PM (Day 1):**Prelims**

Pl Name	Yr Team	Time Note	H(Pl)
1 GARCIA, ALEJANDRO	SR ROBERT MORRIS (I)	3:51.42q	1(1)
2 GARCIA, DANIEL	SR CARDINAL STRITC	3:51.75q	2(1)
3 PETSCH, ISAAC	SO ROCKY MOUNTAIN	3:51.83q	2(2)
4 TRUMMER, MAX	JR BRITISH COLUMBI	3:51.95q	2(3)
5 HYATT, CHANCE	JR CARROLL	3:51.99q	1(2)
6 JARRON, LUKAS	SR BRITISH COLUMBI	3:52.15q	1(3)
7 BLAYLOCK, BRIAN	JR ST. FRANCIS (ILL.)	3:52.23q	1(4)
8 HOLMAN, MALIK	FR COLUMBIA (MO.)	3:52.30q	2(4)
9 MIKESELL, SKYLER	JR THE MASTERS	3:52.46q	1(5)
10 RUNYAN, LUKE	JR INDIANA TECH	3:52.59q	2(5)
11 LAWSON, TYLER	SO COLUMBIA (MO.)	3:53.00q	1(6)
12 ROSE, TIM	JR NORTHWESTERN (3:53.10q	2(6)
13 ALDABA, DANNY	JR MIDLAND	3:53.55	1(7)
14 OLDACH, MICHAEL	FR WESTMONT	3:54.82	1(8)
15 TAYLOR, CHRISTOPHER	SR BRITISH COLUMBI	3:57.39	2(7)
16 BYRD, BEN	SO TAYLOR	3:58.42	2(8)
17 TAFELSKY, TAYLOR	SR MILLIGAN	3:59.04	2(9)
18 FARMER, SETH	FR SHAWNEE STATE	4:00.43	2(10)
19 EDGAR, MARBEQ	JR WILEY	4:02.18	1(9)
20 CONANT, MICHAEL	FR WESTMONT	4:04.19	1(10)

HEAT RESULTS**Prelims**

Pl Name	Yr Team	Time Note
Heat 1 of 2		
1 GARCIA, ALEJANDRO	SR ROBERT MORRIS (I)	3:51.42q
2 HYATT, CHANCE	JR CARROLL	3:51.99q
3 JARRON, LUKAS	SR BRITISH COLUMBI	3:52.15q
4 BLAYLOCK, BRIAN	JR ST. FRANCIS (ILL.)	3:52.23q
5 MIKESELL, SKYLER	JR THE MASTERS	3:52.46q
6 LAWSON, TYLER	SO COLUMBIA (MO.)	3:53.00q
7 ALDABA, DANNY	JR MIDLAND	3:53.55
8 OLDACH, MICHAEL	FR WESTMONT	3:54.82
9 EDGAR, MARBEQ	JR WILEY	4:02.18
10 CONANT, MICHAEL	FR WESTMONT	4:04.19
Heat 2 of 2		
1 GARCIA, DANIEL	SR CARDINAL STRITC	3:51.75q

NAIA OUTDOOR TRACK & FIELD CHAMPIONSHIPS 2017

Gulf Shores, AL

Mickey Miller Blackwell Stadium

Weather: Sunny & Clear, Th- 80, Fr- 83, Sa- 84

Host: Gulf Shores Sports Commission

5/25/2017 - 5/27/2017

MEET OFFICIALS**Meet Director:**


Houston Young

Meet Referee:

Lawhorn/Thurber/ Mitchell

Timing:

www.cfpitiming.com

**OFFICIAL MEET REPORT**

printed: 7/28/2017 2:59 PM

RESULTS**#10 Men's 1500 Meters (cont'd)****Prelims**

Pl	Name	Yr	Team	Time	Note
2	PETSCH, ISAAC		SO ROCKY MOUNTAIN	3:51.83Q	
3	TRUMMER, MAX		JR BRITISH COLUMBI	3:51.95Q	
4	HOLMAN, MALIK		FR COLUMBIA (MO.)	3:52.30Q	
5	RUNYAN, LUKE		JR INDIANA TECH	3:52.59q	
6	ROSE, TIM		JR NORTHWESTERN (3:53.10q	
7	TAYLOR, CHRISTOPHER		SR BRITISH COLUMBI	3:57.39	
8	BYRD, BEN		SO TAYLOR	3:58.42	
9	TAFELSKY, TAYLOR		SR MILLIGAN	3:59.04	
10	FARMER, SETH		FR SHAWNEE STATE	4:00.43	

#12 Men's 5000 Meters

World	Time	Name	Country	Date	Location
W	12:37.35	Kenenisa Bekele	ETH	5/31/2004	Hengelo, Holland
A	12:53.60	Bernard Lagat	Nike	7/22/2011	Fontvieille,
N	13:41.81	Julius Randich	Lubbock Christian, TX	1993	Abbotsford, BC,
C	13:08.4h	Henry Rono	Washington Sate	4/8/1978	Berkeley, CA

5:55 PM (Day 3):**Finals**

Pl	Name	Yr	Team	Time	Note	Pts
1	THOMAS, JACKSON		SR BACONE	14:40.13		10
2	KIPCHUMBA, GEOFFREY		JR WILLIAM CAREY	14:41.16		8
3	HALL, MATT		SR TAYLOR	14:54.17		6
4	LUMB, KIERAN		FR BRITISH COLUMBI	14:56.16		5
5	HOOTON, JESSE		SR BRITISH COLUMBI	14:59.45		4
6	KRAAL, GARRETT		JR NORTHWEST CHRI	15:04.81		3
7	GAY, JOHN		JR BRITISH COLUMBI	15:05.82		2
8	REINKING, JACOB		SR INDIANA WESLEYA	15:09.65		1
9	RYAN, NOLAN		JR LEWIS-CLARK	15:32.98		
10	SANDIDGE, ADAM		JR CAMPBELLSVILLE	15:39.86		
11	BOONE, TYLER		SR BRYAN	15:41.91		
12	THOMPSON, RYAN		SO BIOLA	15:43.10		
13	MILIC, MICHAEL		FR BRITISH COLUMBI	15:47.54		
14	NORRIS, WILL		SR NORTHWESTERN (15:55.45		
15	WALKER, DYLAN		SR COLLEGE OF IDAH	16:15.26		
	DE YOUNG, COLIN		FR CORNERSTONE	DNF		

7:00 PM (Day 2):**Prelims**

Pl	Name	Yr	Team	Time	Note	H(Pl)
1	KIPCHUMBA, GEOFFREY		JR WILLIAM CAREY	15:06.01Q		2(1)
2	HOOTON, JESSE		SR BRITISH COLUMBI	15:06.17Q		2(2)
3	KRAAL, GARRETT		JR NORTHWEST CHRI	15:06.32Q		2(3)
4	HALL, MATT		SR TAYLOR	15:07.02Q		2(4)
5	REINKING, JACOB		SR INDIANA WESLEYA	15:07.66Q		2(5)
6	LUMB, KIERAN		FR BRITISH COLUMBI	15:07.67Q		2(6)
7	RYAN, NOLAN		JR LEWIS-CLARK	15:08.25q		2(7)
8	MILIC, MICHAEL		FR BRITISH COLUMBI	15:08.61q		2(8)

NAIA OUTDOOR TRACK & FIELD CHAMPIONSHIPS 2017

Gulf Shores, AL

Mickey Miller Blackwell Stadium

Weather: Sunny & Clear, Th- 80, Fr- 83, Sa- 84

Host: Gulf Shores Sports Commission

5/25/2017 - 5/27/2017

MEET OFFICIALS**Meet Director:**


Houston Young

Meet Referee:

Lawhorn/Thurber/ Mitchell

Timing:

www.cfpitiming.com

**OFFICIAL MEET REPORT**

printed: 7/28/2017 2:59 PM

RESULTS**#12 Men's 5000 Meters (cont'd)**

7:00 PM (Day 2):

Prelims

Pl Name	Yr Team	Time Note	H(Pl)
9 WALKER, DYLAN	SR COLLEGE OF IDAH	15:10.96q	2(9)
10 SANDIDGE, ADAM	JR CAMPBELLSVILLE	15:15.69q	2(10)
11 BOONE, TYLER	SR BRYAN	15:19.37Q	1(1)
12 GAY, JOHN	JR BRITISH COLUMBI	15:21.86Q	1(2)
13 THOMAS, JACKSON	SR BACONE	15:24.01Q	1(3)
14 NORRIS, WILL	SR NORTHWESTERN (15:25.76Q	1(4)
15 THOMPSON, RYAN	SO BIOLA	15:27.61Q	1(5)
16 DE YOUNG, COLIN	FR CORNERSTONE	15:30.61Q	1(6)
17 CUSHMAN, CONNOR	SR SOUTHERN OREG	15:34.07	1(7)
18 ROBERTS, JACK	JR OREGON TECH	15:42.43	1(8)
19 MERCHANT, STEPHEN	JR SIENA HEIGHTS	15:52.24	1(9)
20 BRAMBLETT, JORDAN	SO EMBRY-RIDDLE AR	15:58.33	2(11)
21 SCHENCK, SETH	JR COLUMBIA (MO.)	16:01.15	1(10)
FLOYD, TONY	FR MADONNA	DNS	1
KNUDSEN, CAM	SR ST. FRANCIS (ILL.)	DNS	1

HEAT RESULTS**Prelims**

Pl Name	Yr Team	Time Note
Heat 1 of 2		
1 BOONE, TYLER	SR BRYAN	15:19.37Q
2 GAY, JOHN	JR BRITISH COLUMBI	15:21.86Q
3 THOMAS, JACKSON	SR BACONE	15:24.01Q
4 NORRIS, WILL	SR NORTHWESTERN (15:25.76Q
5 THOMPSON, RYAN	SO BIOLA	15:27.61Q
6 DE YOUNG, COLIN	FR CORNERSTONE	15:30.61Q
7 CUSHMAN, CONNOR	SR SOUTHERN OREG	15:34.07
8 ROBERTS, JACK	JR OREGON TECH	15:42.43
9 MERCHANT, STEPHEN	JR SIENA HEIGHTS	15:52.24
10 SCHENCK, SETH	JR COLUMBIA (MO.)	16:01.15
FLOYD, TONY	FR MADONNA	DNS
KNUDSEN, CAM	SR ST. FRANCIS (ILL.)	DNS

Heat 2 of 2

1 KIPCHUMBA, GEOFFREY	JR WILLIAM CAREY	15:06.01Q
2 HOOTON, JESSE	SR BRITISH COLUMBI	15:06.17Q
3 KRAAL, GARRETT	JR NORTHWEST CHRI	15:06.32Q
4 HALL, MATT	SR TAYLOR	15:07.02Q
5 REINKING, JACOB	SR INDIANA WESLEYA	15:07.66Q
6 LUMB, KIERAN	FR BRITISH COLUMBI	15:07.67Q
7 RYAN, NOLAN	JR LEWIS-CLARK	15:08.25q
8 MILIC, MICHAEL	FR BRITISH COLUMBI	15:08.61q
9 WALKER, DYLAN	SR COLLEGE OF IDAH	15:10.96q
10 SANDIDGE, ADAM	JR CAMPBELLSVILLE	15:15.69q
11 BRAMBLETT, JORDAN	SO EMBRY-RIDDLE AR	15:58.33

NAIA OUTDOOR TRACK & FIELD CHAMPIONSHIPS 2017

Gulf Shores, AL

Mickey Miller Blackwell Stadium

Weather: Sunny & Clear, Th- 80, Fr- 83, Sa- 84

Host: Gulf Shores Sports Commission

5/25/2017 - 5/27/2017

MEET OFFICIALS**Meet Director:**

Houston Young

Meet Referee:

Lawhorn/Thurber/ Mitchell

Timing:

www.cfpitiming.com

**OFFICIAL MEET REPORT**

printed: 7/28/2017 2:59 PM

RESULTS**#14 Men's 10000 Meters**

W	World	26:17.53	Kenenisa Bekele	ETH	8/26/2005	Brussels, BEL
A	American	26:44.36	Galen Rupp	Nike	5/30/2014	Eugene, OR
N	NAIA Championship	28:16.95	Julius Randich	Lubbock Christian, TX	1993	Abbotsford, BC,
C	College Outdoor	27:08.49	Sam Chelanga	Liberty	5/1/2010	Stanford, CA

8:45 PM (Day 1):

Pl	Name	Yr	Team	Time	Note	Pts
1	THOMAS, JACKSON	SR	BACONE	30:14.89		10
2	KIPCHUMBA, GEOFFREY	JR	WILLIAM CAREY	30:18.39		8
3	WEBER, TONY	JR	ST. MARY (KAN.)	31:10.19		6
4	NORRIS, WILL	SR	NORTHWESTERN (31:27.57		5
5	FLOYD, TONY	FR	MADONNA	31:29.71		4
6	CUSHMAN, CONNOR	SR	SOUTHERN OREG	31:37.51		3
7	WALL, TANNER	SR	INDIANA TECH	32:05.70		2
8	HERNANDEZ, ABEL	SR	ST. XAVIER	32:10.38		1

#16 Men's 110m Hurdles

W	World	12.80	Aries Merritt	USA	9/7/2012	Brussels, BEL
A	American	12.80	Aries Merritt	Reebok	9/7/2012	Brussels, BEL
N	NAIA Championship	13.74	Dominique DeGrammont	Azusa Pacific, AZ	2003	Olathe, KS
C	College Outdoor	13.00	Renaldo Nehemiah	Maryland	5/6/1979	Westwood, CA

3:30 PM (Day 3):**Finals**

Wind: (+1.6)

Pl	Name	Yr	Team	Time	Note	Pts
1	GRAHAM, CHRISTOPHER	SR	MIDAMERICA NAZA	14.24		10
2	RIHA, MICHAL	SO	MIDAMERICA NAZA	14.27		8
3	STANLEY, TREVOR	SR	INDIANA TECH	14.28		6
4	ANTHONY, CALEB	FR	TAYLOR	14.30		5
5	ELLIOT, III, CARL	FR	EDWARD WATERS	14.35		4
6	HAWKINS, CHAZ	JR	TENNESSEE WESL	14.42		3
7	HERRING, CHRISTIAN	SR	LINDENWOOD-BEL	14.48		2
8	CHORRO, JOSE	SR	DICKINSON ST.	14.59		1

1:45 PM (Day 2):**Prelims**

Pl	Name	Yr	Team	Time	Note	H(Pl)
1	GRAHAM, CHRISTOPHER	SR	MIDAMERICA NAZA	14.29Q	(+2.3)	4(1)
2	ELLIOT, III, CARL	FR	EDWARD WATERS	14.33Q14.327	(+2.3)	3(1)
3	ANTHONY, CALEB	FR	TAYLOR	14.33Q14.328	(+2.1)	2(1)
4	STANLEY, TREVOR	SR	INDIANA TECH	14.36Q	(+1.5)	1(1)
5	HAWKINS, CHAZ	JR	TENNESSEE WESL	14.38q	(+2.3)	3(2)
6	RIHA, MICHAL	SO	MIDAMERICA NAZA	14.44q	(+1.5)	1(2)
7	HERRING, CHRISTIAN	SR	LINDENWOOD-BEL	14.50q 14.494	(+2.3)	4(2)
7	CHORRO, JOSE	SR	DICKINSON ST.	14.50q 14.494	(+2.1)	2(2)
9	PAVEL, BOGDAN	SO	BRITISH COLUMBI	14.50 14.499	(+2.3)	4(3)
10	CONDE, MOUSSA	SO	MARIAN (IND.)	14.51	(+2.1)	2(3)
11	AUGUSTIN, CARL	SO	EDWARD WATERS	14.63	(+2.3)	3(3)
12	SMITH, SHAKEEM	FR	FLORIDA MEMORI	14.68	(+1.5)	1(3)

NAIA OUTDOOR TRACK & FIELD CHAMPIONSHIPS 2017

Gulf Shores, AL

Mickey Miller Blackwell Stadium

Weather: Sunny & Clear, Th- 80, Fr- 83, Sa- 84

Host: Gulf Shores Sports Commission

5/25/2017 - 5/27/2017

MEET OFFICIALS**Meet Director:**

Houston Young

Meet Referee:

Lawhorn/Thurber/ Mitchell

Timing:

www.cfpitiming.com

**OFFICIAL MEET REPORT**

printed: 7/28/2017 2:59 PM

RESULTS**#16 Men's 110m Hurdles (cont'd)**

1:45 PM (Day 2):

Prelims

Pl Name	Yr Team	Time	Note	H(Pl)
13 MAYESKE, MATT	SR MIDAMERICA NAZA	14.79	(+2.3)	3(4)
14 JACKSON, REECE	SO MORNINGSIDE	14.80	(+2.3)	4(4)
15 ROGERS, NOAH	JR VANGUARD	14.83	(+2.1)	2(4)
16 REEMTSMA, JACK	SO ST. AMBROSE	14.88	(+2.3)	3(5)
17 PIOLET, DAQUVON	SR LANGSTON	14.93	(+2.3)	3(6)
18 THOMPSON, JORDAN	SO ALLEN	14.99	(+2.3)	4(5)
19 REYNOLDS, SETH	SO INDIANA EAST	15.00	14.993 (+1.5)	1(4)
20 DAVIS, DEMENTRIUS	FR USC-BEAUFORT	15.00	14.998 (+2.3)	4(6)
21 PIEPER, ANDREW	SO COLUMBIA (MO.)	15.30	(+1.5)	1(5)
22 WILEY, PAXTON	SO CAMPBELLSVILLE	15.45	(+1.5)	1(6)
23 HULETT, BENJAMIN	JR CONCORDIA (NEB.)	16.77	(+2.1)	2(5)
WIECHMAN, LUCAS	SR CONCORDIA (NEB.)	DNF		1
KILLINGS, TAYLOR	SR MARIAN (IND.)	DQ		2

HEAT RESULTS**Prelims**

Pl Name	Yr Team	Time	Note
Heat 1 of 4 Wind: (+1.5)			
1 STANLEY, TREVOR	SR INDIANA TECH	14.36Q	
2 RIHA, MICHAL	SO MIDAMERICA NAZA	14.44q	
3 SMITH, SHAKEEM	FR FLORIDA MEMORI	14.68	
4 REYNOLDS, SETH	SO INDIANA EAST	15.00	14.993
5 PIEPER, ANDREW	SO COLUMBIA (MO.)	15.30	
6 WILEY, PAXTON	SO CAMPBELLSVILLE	15.45	
WIECHMAN, LUCAS	SR CONCORDIA (NEB.)	DNF	
Heat 2 of 4 Wind: (+2.1)			
1 ANTHONY, CALEB	FR TAYLOR	14.33Q	14.328
2 CHORRO, JOSE	SR DICKINSON ST.	14.50q	14.494
3 CONDE, MOUSSA	SO MARIAN (IND.)	14.51	
4 ROGERS, NOAH	JR VANGUARD	14.83	
5 HULETT, BENJAMIN	JR CONCORDIA (NEB.)	16.77	
KILLINGS, TAYLOR	SR MARIAN (IND.)	DQ	
Heat 3 of 4 Wind: (+2.3)			
1 ELLIOT, III, CARL	FR EDWARD WATERS	14.33Q	14.327
2 HAWKINS, CHAZ	JR TENNESSEE WESL	14.38q	
3 AUGUSTIN, CARL	SO EDWARD WATERS	14.63	
4 MAYESKE, MATT	SR MIDAMERICA NAZA	14.79	
5 REEMTSMA, JACK	SO ST. AMBROSE	14.88	
6 PIOLET, DAQUVON	SR LANGSTON	14.93	
Heat 4 of 4 Wind: (+2.3)			
1 GRAHAM, CHRISTOPHER	SR MIDAMERICA NAZA	14.29Q	
2 HERRING, CHRISTIAN	SR LINDENWOOD-BEL	14.50q	14.494
3 PAVEL, BOGDAN	SO BRITISH COLUMBI	14.50	14.499
4 JACKSON, REECE	SO MORNINGSIDE	14.80	

NAIA OUTDOOR TRACK & FIELD CHAMPIONSHIPS 2017

Gulf Shores, AL

Mickey Miller Blackwell Stadium

Weather: Sunny & Clear, Th- 80, Fr- 83, Sa- 84

Host: Gulf Shores Sports Commission

5/25/2017 - 5/27/2017

MEET OFFICIALS**Meet Director:**

Houston Young

Meet Referee:

Lawhorn/Thurber/ Mitchell

Timing:

www.cfpitiming.com

**OFFICIAL MEET REPORT**

printed: 7/28/2017 2:59 PM

RESULTS**#16 Men's 110m Hurdles (cont'd)****Prelims**

Pl	Name	Yr	Team	Time	Note
5	THOMPSON, JORDAN		SO ALLEN	14.99	
6	DAVIS, DEMENTRIUS		FR USC-BEAUFORT	15.00	14.998

#18 Men's 400m Hurdles

W	World	46.78	Kevin Young	USA	8/6/1992	Barcelona, ESP
A	American	46.78	Kevin Young	Foot Locker AC	8/6/1992	Barcelona, ESP
N	NAIA Championship	49.51	Pat Brown	Oklahoma Baptist	2005	Louisville, KY
C	College Outdoor	47.56	Kerron Clement	Florida	6/11/2005	Sacramento, CA

4:20 PM (Day 3):**Finals**

Pl	Name	Yr	Team	Time	Note	Pts
1	RANDLE, TJ		JR NORTHWEST U.	52.63		10
2	REEMTSMA, JACK		SO ST. AMBROSE	53.39		8
3	THOMPSON, JORDAN		SO ALLEN	53.63		6
4	SMITH, SHAKEEM		FR FLORIDA MEMORI	54.01		5
5	WIECHMAN, LUCAS		SR CONCORDIA (NEB.)	54.05		4
6	MURPHY, CAMERON		JR LINDSEY WILSON	54.22		3
7	ROGERS, NOAH		JR VANGUARD	55.79		2
8	CAMPBELL, CLINTON		JR RIO GRANDE	56.47		1

4:25 PM (Day 1):**Prelims**

Pl	Name	Yr	Team	Time	Note	H(Pl)
1	SMITH, SHAKEEM		FR FLORIDA MEMORI	52.71Q		2(1)
2	THOMPSON, JORDAN		SO ALLEN	53.11Q		1(1)
3	CAMPBELL, CLINTON		JR RIO GRANDE	53.19Q		1(2)
4	RANDLE, TJ		JR NORTHWEST U.	53.31Q		3(1)
5	MURPHY, CAMERON		JR LINDSEY WILSON	53.35Q		3(2)
6	WIECHMAN, LUCAS		SR CONCORDIA (NEB.)	53.38q		3(3)
7	REEMTSMA, JACK		SO ST. AMBROSE	53.56q		1(3)
8	ANDERSON, TORIN		SR SIENA HEIGHTS	53.66		1(4)
9	ROGERS, NOAH		JR VANGUARD	54.01Q		2(2)
10	DUNCAN, ANTONIO		SR HASTINGS	54.08		1(5)
11	WILLIAMS, BRADY		SO OLIVET NAZARENE	54.09		2(3)
12	SHOOTS, EDDIE		SO TEXAS COLLEGE	54.31		2(4)
13	PEROUZA, KENDELL		SR WILEY	54.43		3(4)
14	MINIARD, HUNTER		FR CUMBERLANDS	54.46		1(6)
15	PARKER, DEREK		FR INDIANA WESLEYA	54.58		3(5)
16	CONDET, OCTAVIAN		JR AQUINAS	54.59	54.589	2(5)
16	TRAN, JASON		JR AQUINAS	54.59	54.582	3(6)
18	HICKMAN, ZACH		SR DOANE	54.78		2(6)
19	RAMOS, RICARDO		FR OUR LADY OF THE	54.94		2(7)
20	DUNCAN, CONNOR		FR MONTREAT	55.46		1(7)
21	SMUCKER, NOAH		JR BETHANY (KAN.)	55.87		3(7)
22	LANGLEY, DARIUS		JR HUSTON-TILLOTS	57.40		3(8)
23	HANNA, JACOB		SO BRITISH COLUMBI	57.60		1(8)

NAIA OUTDOOR TRACK & FIELD CHAMPIONSHIPS 2017

Gulf Shores, AL

Mickey Miller Blackwell Stadium

Weather: Sunny & Clear, Th- 80, Fr- 83, Sa- 84

Host: Gulf Shores Sports Commission

5/25/2017 - 5/27/2017

MEET OFFICIALS**Meet Director:**

Houston Young

Meet Referee:

Lawhorn/Thurber/ Mitchell

Timing:

www.cfpitiming.com

**OFFICIAL MEET REPORT**

printed: 7/28/2017 2:59 PM

RESULTS**#18 Men's 400m Hurdles (cont'd)**

4:25 PM (Day 1):

Prelims

Pl Name	Yr Team	Time Note	H(Pl)
24 HINDS, TRE	SO WAYLAND BAPTIS	1:07.16	2(8)

HEAT RESULTS**Prelims**

Pl Name	Yr Team	Time Note
---------	---------	-----------

Heat 1 of 3

1 THOMPSON, JORDAN	SO ALLEN	53.11Q
2 CAMPBELL, CLINTON	JR RIO GRANDE	53.19Q
3 REEMTSMA, JACK	SO ST. AMBROSE	53.56q
4 ANDERSON, TORIN	SR SIENA HEIGHTS	53.66
5 DUNCAN, ANTONIO	SR HASTINGS	54.08
6 MINIARD, HUNTER	FR CUMBERLANDS	54.46
7 DUNCAN, CONNOR	FR MONTREAT	55.46
8 HANNA, JACOB	SO BRITISH COLUMBI	57.60

Heat 2 of 3

1 SMITH, SHAKEEM	FR FLORIDA MEMORI	52.71Q
2 ROGERS, NOAH	JR VANGUARD	54.01Q
3 WILLIAMS, BRADY	SO OLIVET NAZARENE	54.09
4 SHOOT, EDDIE	SO TEXAS COLLEGE	54.31
5 CONDET, OCTAVIAN	JR AQUINAS	54.59 54.589
6 HICKMAN, ZACH	SR DOANE	54.78
7 RAMOS, RICARDO	FR OUR LADY OF THE	54.94
8 HINDS, TRE	SO WAYLAND BAPTIS	1:07.16

Heat 3 of 3

1 RANDLE, TJ	JR NORTHWEST U.	53.31Q
2 MURPHY, CAMERON	JR LINDSEY WILSON	53.35Q
3 WIECHMAN, LUCAS	SR CONCORDIA (NEB.	53.38q
4 PEROUZA, KENDELL	SR WILEY	54.43
5 PARKER, DEREK	FR INDIANA WESLEYA	54.58
6 TRAN, JASON	JR AQUINAS	54.59 54.582
7 SMUCKER, NOAH	JR BETHANY (KAN.)	55.87
8 LANGLEY, DARIUS	JR HUSTON-TILLOTS	57.40

#20 Men's 3000m Steeple

W World	7:53.63	SaOf Shaheen	QAT	9/3/2004	Brussels, BEL
A American	8:04.71	Evan Jager	Oregon TC	8/5/2014	Brussels, BEL
N NAIA Championship	8:40.98	Sammy Nyamongo	Life (GA)	5/25/1997	
C College Outdoor	8:05.4h	Henry Rono	Washington State	5/13/1978	Seattle, WA

2:20 PM (Day 3):

Pl Name	Yr Team	Time Note	Pts
1 GAY, JOHN	JR BRITISH COLUMBI	9:12.14	10
2 BERGMAN, SEAN	FR BRITISH COLUMBI	9:16.74	8
3 GODFREY, BILLY	SO COLLEGE OF IDAH	9:17.11	6
4 BOEKENOOGEN, CRAIG	SR CORBAN	9:18.28	5
5 BROWN, AESOP	SR SCAD SAVANNAH	9:18.29	4

NAIA OUTDOOR TRACK & FIELD CHAMPIONSHIPS 2017

Gulf Shores, AL

Mickey Miller Blackwell Stadium

Weather: Sunny & Clear, Th- 80, Fr- 83, Sa- 84

Host: Gulf Shores Sports Commission

5/25/2017 - 5/27/2017

MEET OFFICIALS**Meet Director:**


Houston Young

Meet Referee:

Lawhorn/Thurber/ Mitchell

Timing:

www.cfpitiming.com

**OFFICIAL MEET REPORT**

printed: 7/28/2017 2:59 PM

RESULTS**#20 Men's 3000m Steeple (cont'd)**

2:20 PM (Day 3):

Pl	Name	Yr	Team	Time	Note	Pts
6	DEBOER, JOEY	SO	CORNERSTONE	9:25.76		3
7	POTERACKE, KEVIN	JR	SOUTHERN OREG	9:28.12		2
8	FRANCO, ALEC	JR	THE MASTERS	9:32.65		1
9	WRIGHT, TJ	JR	NORTHWEST CHRI	9:36.52		
10	HARTMAN, JOEL	SR	BETHEL (IND.)	9:48.45		
11	ROSS, ADRIAN	JR	SHAWNEE STATE	9:49.13		
12	MASZK, NIC	JR	EASTERN OREGO	9:50.94		
13	BEAMISH, JOSEPH	JR	TAYLOR	9:55.16		
14	MUNOZ-LECHUGA, FABIAN	JR	LINDENWOOD-BEL	9:59.95		
15	SKILLERN, SEAN	SR	MORNINGSIDE	10:07.10		
16	GERICK, NATHAN	SR	INDIANA WESLEYA	10:15.11		
17	DEATLEY, ZACH	SR	VANGUARD	10:31.85		

#46 Men's 5000m Walk

N NAIA Championship 20:02.25 Evan Dunfee British Columbia 5/25/2011 Marion, IN

4:40 PM (Day 2):

Pl	Name	Yr	Team	Time	Note	Pts
1	PETERS, ANTHONY	JR	ST. AMBROSE	21:01.11		10
2	LIANG, ALGER	FR	BRITISH COLUMBI	22:23.87		8
3	MANCHA, EMILIO	SO	ST. AMBROSE	23:11.76		6
4	GRUTTADAURO, ANTHONY	FR	SPRING ARBOR	23:40.03		5
5	JOBSON, LUKE	SO	WEST VIRGINIA TE	23:45.24		4
6	WISEHEART, BRANDON	SR	CAMPBELLSVILLE	24:04.15		3
7	DOWNEY, NATHAN	FR	BRITISH COLUMBI	24:18.59		2
8	HUTCHERSON, DOUG	SR	CENTRAL METHOD	24:29.69		1
9	ELMI, SAM	SO	CORNERSTONE	25:01.90		
10	BENSON, JACOB	SR	CORNERSTONE	25:46.50		
11	BIDDLE, SAWYER	JR	GOSHEN	26:40.85		
	CHENG, COLIS	SO	BRITISH COLUMBI	DQ		
	RABIE, JASON	JR	CORNERSTONE	DQ		

#22 Men's 4 x 100m Relay

W	World	36.84	Carter, Frater, Blake, Bolt	JAM	8/11/2012	London, ENG
A	American	37.38	Demps, Patton, Kimmons, Gatlin	USA national team	8/10/2012	London, GBR
N	NAIA Championship	39.40	Walker, Rodgers, Johnson, Triggs	Lindenwood, MO	2005	Louisville, KY
C	College Outdoor	38.04	Howard, Holloway, Williams, Spencer	T.C.U.	6/5/1998	Amherst, NY

2:50 PM (Day 3):

Finals

Pl	Team	Time	Note	Pts
1	INDIANA TECH (A)	39.83		10
	1) LOCKRIDGE, MATT FR		2) STANLEY, TREVOR SR	
	3) COLLIER, DESHON FR		4) SHARBAHN, WAYNE SR	

NAIA OUTDOOR TRACK & FIELD CHAMPIONSHIPS 2017

Gulf Shores, AL

Mickey Miller Blackwell Stadium

Weather: Sunny & Clear, Th- 80, Fr- 83, Sa- 84

Host: Gulf Shores Sports Commission

5/25/2017 - 5/27/2017

MEET OFFICIALS**Meet Director:**


Houston Young

Meet Referee:

Lawhorn/Thurber/ Mitchell

Timing:

www.cfpitiming.com

**OFFICIAL MEET REPORT**

printed: 7/28/2017 2:59 PM

RESULTS**#22 Men's 4 x 100m Relay (cont'd)**

2:50 PM (Day 3):

Finals

Pl	Team	Time	Note	Pts
2	LINDSEY WILSON (A)	40.46		8
	1) KEELING, HOLT SO		2) ROBINSON, DEQUAN FR	
	3) HALLMON, KEVIN SO		4) MOSHELEKETI, GOABAONE JR	
3	MARIAN (IND.) (A)	40.70		6
	1) JACKSON, DEVOHN SO		2) CONDE, MOUSSA SO	
	3) GARDNER, MARCELLION SR		4) AKINYOSOYE, SOGO SR	
4	SOUTHERN OREGON (A)	40.77		5
	1) SHAW, DWIGHT JR		2) EAST, MATT SR	
	3) EMERSHY, JEREMIAH JR		4) BREMNER, CAMERON JR	
5	EDWARD WATERS (A)	40.93		4
	1) WRIGHT, REGINALD JR		2) LECORN, DONTAE FR	
	3) RICHARDSON, WAYNE FR		4) CUMMINGS, HIEDEN SR	
6	BETHEL (IND.) (A)	41.00		3
	1) MITCHELL, JAMIQUE SO		2) SOWDERS, CONNOR SR	
	3) BAUMGARTNER, BRETT SR		4) MOSES, ALEX SR	
7	CAMPBELLSVILLE (A)	41.82		2
	1) FIELDS, KELVIN FR		2) BATTLE, BRANDON SO	
	3) THOMAS, JORDAN JR		4) JACKSON, JARON SO	
	SOUTHERN-NO (A)	DNF		

3:00 PM (Day 1):

Prelims

Pl	Team	Time	Note	H(Pl)
1	INDIANA TECH (A)	40.07q		4(1)
	1) MOORE, KEJAVON JR		2) STANLEY, TREVOR SR	
	3) COLLIER, DESHON FR		4) SHARBAHN, WAYNE SR	
2	MARIAN (IND.) (A)	40.74q		4(2)
	1) JACKSON, DEVOHN SO		2) CONDE, MOUSSA SO	
	3) GARDNER, MARCELLION SR		4) AKINYOSOYE, SOGO SR	
3	SOUTHERN OREGON (A)	41.10q		1(1)
	1) SHAW, DWIGHT JR		2) EAST, MATT SR	
	3) EMERSHY, JEREMIAH JR		4) BREMNER, CAMERON JR	
4	SOUTHERN-NO (A)	41.14q		2(1)
	1) RICHARDS, DANIELLE JR		2) VIDAL, CHADWAYNE JR	
	3) OWENS, RODRICK JR		4) THOMPSON, JAHNOY SO	
5	LINDSEY WILSON (A)	41.27q		1(2)
	1) KEELING, HOLT SO		2) ROBINSON, DEQUAN FR	
	3) HALLMON, KEVIN SO		4) DAVIS, CHRISTIAN SO	

NAIA OUTDOOR TRACK & FIELD CHAMPIONSHIPS 2017

Gulf Shores, AL

Mickey Miller Blackwell Stadium

Weather: Sunny & Clear, Th- 80, Fr- 83, Sa- 84

Host: Gulf Shores Sports Commission

5/25/2017 - 5/27/2017

MEET OFFICIALS**Meet Director:**


Houston Young

Meet Referee:

Lawhorn/Thurber/ Mitchell

Timing:

www.cfpitiming.com

**OFFICIAL MEET REPORT**

printed: 7/28/2017 2:59 PM

RESULTS**#22 Men's 4 x 100m Relay (cont'd)**

3:00 PM (Day 1):

Prelims

Pl	Team	Time	Note	H(Pl)
6	EDWARD WATERS (A)	41.31q		3(1)
	1) WRIGHT, REGINALD JR		2) LECORN, DONTAE FR	
	3) RICHARDSON, WAYNE FR		4) CUMMINGS, HIEDEN SR	
7	BETHEL (IND.) (A)	41.41q		3(2)
	1) MITCHELL, JAMIQUE SO		2) SOWDERS, CONNOR SR	
	3) BAUMGARTNER, BRETT SR		4) MOSES, ALEX SR	
8	CAMPBELLSVILLE (A)	41.42q		1(3)
	1) FIELDS, KELVIN FR		2) BATTLE, BRANDON SO	
	3) THOMAS, JORDAN JR		4) JACKSON, JARON SO	
9	DOANE (A)	41.45		3(3)
	1) TROSS, MICHAEL SO		2) HICKMAN, ZACH SR	
	3) BRIDGES, XAVIER SO		4) KLEIN, ANDREW JR	
10	REINHARDT (A)	41.47		4(3)
	1) STEGALL, L.J. SR		2) COOK, DEZRIC FR	
	3) GASAWAY, DALTON FR		4) RICHARDSON, JAMES JR	
11	ST. FRANCIS (ILL.) (A)	41.53		2(2)
	1) JACKSON, LEXUS JR		2) RUFFIN, BRANDON SO	
	3) BANDEMER, SAM SR		4) DUNCAN, JORDAN JR	
12	WILLIAM CAREY (A)	41.62		1(4)
	1) JOHNSON, JUSTIN JR		2) BOONE, NATE JR	
	3) NORWOOD, BRANDON FR		4) SMITH, ANTONE SR	
13	MCPHERSON (A)	41.67		3(4)
	1) PENN, J'MOI SR		2) CHILDS, ALI FR	
	3) SAMPLE, MYLES FR		4) SURY, HUNTER SO	
14	ST. AMBROSE (A)	41.85		1(5)
	1) MOSHER, ISAIAH SR		2) OHIOZE, MICHAEL SR	
	3) FONTENOT, DENNI'S SO		4) REEMTSMA, JACK SO	
15	KEISER UNIVERSITY (A)	41.86		1(6)
	1) DANVERS, COREY JR		2) HOLLIMON, TYLER JR	
	3) NILSSON MONTLER, THOBIA FR		4) PAGAN, YUAN FR	
16	MORNINGSIDE (A)	41.88		2(3)
	1) WILSON, PERMAN FR		2) GRIFFIN, WILL FR	
	3) NORDEEN, KLAYTON FR		4) ROBERTS, LOGAN FR	
17	DILLARD (A)	42.17		1(7)
	1) FLOWERS, STEPHANO SO		2) BARROW, TYRONE FR	
	3) TRIMBLE, LARRY SO		4) CLEVELAND, ELIOTT JR	
18	NORTHWESTERN (IOWA) (A)	42.20		4(4)
	1) EICHMANN, BLAKE SO		2) WEDEL, NATHAN JR	
	3) BUTTERS, BRADY FR		4) TE BRINK, LEVI JR	

NAIA OUTDOOR TRACK & FIELD CHAMPIONSHIPS 2017

Gulf Shores, AL

Mickey Miller Blackwell Stadium

Weather: Sunny & Clear, Th- 80, Fr- 83, Sa- 84

Host: Gulf Shores Sports Commission

5/25/2017 - 5/27/2017

MEET OFFICIALS**Meet Director:**

Houston Young

Meet Referee:

Lawhorn/Thurber/ Mitchell

Timing:

www.cfpitiming.com

**OFFICIAL MEET REPORT**

printed: 7/28/2017 2:59 PM

RESULTS**#22 Men's 4 x 100m Relay (cont'd)**

3:00 PM (Day 1):

Prelims

PI Team		Time	Note	H(PI)
19 YORK (NEB.) (A)		42.98		4(5)
1) PRICE, CARTER FR	2) HELD, MASON SO			
3) FRY, BRANDIN JR	4) THOMAS, KERMIT JR			
20 MOUNT VERNON NAZARENE (A)		43.34		2(4)
1) JONES JR., CARL SO	2) LEWIS, MAKAI FR			
3) WHITAKER, CONNOR FR	4) BROWN, BRANDON SO			
WILLIAM PENN (A)		DNF		2
1) GEORGE, EARL SR	2) SHAW, DEJON JR			
3) LEIBA, CHRIS FR	4) ELMORE, TRISTEN FR			
WAYLAND BAPTIST (A)		DNF		2
1) SOUTIEN, JEAN SO	2) HANDSBOROUGH, KABRODERAN			
3) SKHOSANA, SONWABISO SO	4) SCRUGGS, JUSTIN SR			
VANGUARD (A)		DNF		3
1) DURAN, ALEC SO	2) LAWSON, WINSTON SR			
3) ALADE, DANIEL SO	4) MALONE, NICHOLAS FR			
TEXAS COLLEGE (A)		DNF		3
1) THOMPSON, JEREMIAH FR	2) HARRY, KIE'AVE FR			
3) SHOOT, EDDIE SO	4) MANSFIELD, DONOVAN FR			
MIDAMERICA NAZARENE (A)		DNF		4
1) DENMAN, CALEB SR	2) CONNER, STEPHEN SO			
3) GARCIA, NICHOLAS JR	4) SAWYERR, DEVAN SR			
TENNESSEE WESLEYAN (A)		DNF		4
1) HARRIS, CADARIUS JR	2) PALMER, NIC FR			
3) PARSON, JOSH JR	4) HAWKINS, CHAZ JR			
HUSTON-TILLOTSON (A)		DQ Rule		2
1) BROWN, RODNEY SR	2) HARGROVE, WAYNE SR			
3) RICHMOND, OQUASMON SR	4) WILLIAMS, DEMARCUS FR			
WILEY (A)		DQ rule		3
1) MORAIN, MORIBA JR	2) PALMER, ORAINE SO			
3) MARK, MACHAEL SR	4) RALPH, QUINN-LEE SR			

HEAT RESULTS**Prelims**

PI Team		Time	Note
Heat 1 of 4			
1 SOUTHERN OREGON (A)		41.10Q	
1) SHAW, DWIGHT JR	2) EAST, MATT SR		
3) EMERSHY, JEREMIAH JR	4) BREMNER, CAMERON JR		
2 LINDSEY WILSON (A)		41.27	

NAIA OUTDOOR TRACK & FIELD CHAMPIONSHIPS 2017

Gulf Shores, AL

Mickey Miller Blackwell Stadium

Weather: Sunny & Clear, Th- 80, Fr- 83, Sa- 84

Host: Gulf Shores Sports Commission

5/25/2017 - 5/27/2017

MEET OFFICIALS**Meet Director:**


Houston Young

Meet Referee:

Lawhorn/Thurber/ Mitchell

Timing:

www.cfpitiming.com

**OFFICIAL MEET REPORT**

printed: 7/28/2017 2:59 PM

RESULTS**#22 Men's 4 x 100m Relay (cont'd)****Prelims**

Pl	Team	Time	Note
	1) KEELING, HOLT SO		
	2) ROBINSON, DEQUAN FR		
	3) HALLMON, KEVIN SO		
	4) DAVIS, CHRISTIAN SO		
4	WILLIAM CAREY (A)	41.62	
	1) JOHNSON, JUSTIN JR		
	2) BOONE, NATE JR		
	3) NORWOOD, BRANDON FR		
	4) SMITH, ANTONE SR		
5	ST. AMBROSE (A)	41.85	
	1) MOSHER, ISAIAH SR		
	2) OHIOZE, MICHAEL SR		
	3) FONTENOT, DENNI'S SO		
	4) REEMTSMA, JACK SO		
6	KEISER UNIVERSITY (A)	41.86	
	1) DANVERS, COREY JR		
	2) HOLLIMON, TYLER JR		
	3) NILSSON MONTLER, THOBIAS FR		
	4) PAGAN, YUAN FR		
7	DILLARD (A)	42.17	
	1) FLOWERS, STEPHANO SO		
	2) BARROW, TYRONE FR		
	3) TRIMBLE, LARRY SO		
	4) CLEVELAND, ELIOTT JR		
Heat 2 of 4			
1	SOUTHERN-NO (A)	41.14q	
	1) RICHARDS, DANIELLE JR		
	2) VIDAL, CHADWAYNE JR		
	3) OWENS, RODRICK JR		
	4) THOMPSON, JAHNOY SO		
2	ST. FRANCIS (ILL.) (A)	41.53	
	1) JACKSON, LEXUS JR		
	2) RUFFIN, BRANDON SO		
	3) BANDEMER, SAM SR		
	4) DUNCAN, JORDAN JR		
3	MORNINGSIDE (A)	41.88	
	1) WILSON, PERMAN FR		
	2) GRIFFIN, WILL FR		
	3) NORDEEN, KLAYTON FR		
	4) ROBERTS, LOGAN FR		
4	MOUNT VERNON NAZARENE (A)	43.34	
	1) JONES JR., CARL SO		
	2) LEWIS, MAKAI FR		
	3) WHITAKER, CONNOR FR		
	4) BROWN, BRANDON SO		
	WILLIAM PENN (A)	DNF	
	1) GEORGE, EARL SR		
	2) SHAW, DEJON JR		
	3) LEIBA, CHRIS FR		
	4) ELMORE, TRISTEN FR		
	WAYLAND BAPTIST (A)	DNF	
	1) SOUTIEN, JEAN SO		
	2) HANDSBOROUGH, KABRODERAN		
	3) SKHOSANA, SONWABISO SO		
	4) SCRUGGS, JUSTIN SR		
	HUSTON-TILLOTSON (A)	DQ	Rule
	1) BROWN, RODNEY SR		
	2) HARGROVE, WAYNE SR		
	3) RICHMOND, OQUASMON SR		
	4) WILLIAMS, DEMARCUS FR		
Heat 3 of 4			
1	EDWARD WATERS (A)	41.31q	
	1) WRIGHT, REGINALD JR		
	2) LECORN, DONTAE FR		
	3) RICHARDSON, WAYNE FR		
	4) CUMMINGS, HIEDEN SR		
2	BETHEL (IND.) (A)	41.41 _q	

NAIA OUTDOOR TRACK & FIELD CHAMPIONSHIPS 2017

Gulf Shores, AL

Mickey Miller Blackwell Stadium

Weather: Sunny & Clear, Th- 80, Fr- 83, Sa- 84

Host: Gulf Shores Sports Commission

5/25/2017 - 5/27/2017

MEET OFFICIALS**Meet Director:**


Houston Young

Meet Referee:

Lawhorn/Thurber/ Mitchell

Timing:

www.cfpitiming.com

**OFFICIAL MEET REPORT**

printed: 7/28/2017 2:59 PM

RESULTS**#22 Men's 4 x 100m Relay (cont'd)****Prelims**

Pl	Team	Time	Note
	1) MITCHELL, JAMIQUE SO	2) SOWDERS, CONNOR SR	
	3) BAUMGARTNER, BRETT SR	4) MOSES, ALEX SR	
4	MCPHERSON (A)	41.67	
	1) PENN, J'MOI SR	2) CHILDS, ALI FR	
	3) SAMPLE, MYLES FR	4) SURY, HUNTER SO	
	VANGUARD (A)	DNF	
	1) DURAN, ALEC SO	2) LAWSON, WINSTON SR	
	3) ALADE, DANIEL SO	4) MALONE, NICHOLAS FR	
	TEXAS COLLEGE (A)	DNF	
	1) THOMPSON, JEREMIAH FR	2) HARRY, KIE'AVE FR	
	3) SHOOT, EDDIE SO	4) MANSFIELD, DONOVAN FR	
	WILEY (A)	DQ rule	
	1) MORAIN, MORIBA JR	2) PALMER, ORAINE SO	
	3) MARK, MACHAEL SR	4) RALPH, QUINN-LEE SR	
Heat 4 of 4			
1	INDIANA TECH (A)	40.07q	
	1) MOORE, KEJAVON JR	2) STANLEY, TREVOR SR	
	3) COLLIER, DESHON FR	4) SHARBAHN, WAYNE SR	
2	MARIAN (IND.) (A)	40.74q	
	1) JACKSON, DEVOHN SO	2) CONDE, MOUSSA SO	
	3) GARDNER, MARCELLION SR	4) AKINYOSOYE, SOGO SR	
3	REINHARDT (A)	41.47	
	1) STEGALL, L.J. SR	2) COOK, DEZRIC FR	
	3) GASAWAY, DALTON FR	4) RICHARDSON, JAMES JR	
4	NORTHWESTERN (IOWA) (A)	42.20	
	1) EICHMANN, BLAKE SO	2) WEDEL, NATHAN JR	
	3) BUTTERS, BRADY FR	4) TE BRINK, LEVI JR	
5	YORK (NEB.) (A)	42.98	
	1) PRICE, CARTER FR	2) HELD, MASON SO	
	3) FRY, BRANDIN JR	4) THOMAS, KERMIT JR	
	MIDAMERICA NAZARENE (A)	DNF	
	1) DENMAN, CALEB SR	2) CONNER, STEPHEN SO	
	3) GARCIA, NICHOLAS JR	4) SAWYERR, DEVAN SR	
	TENNESSEE WESLEYAN (A)	DNF	
	1) HARRIS, CADARIUS JR	2) PALMER, NIC FR	
	3) PARSON, JOSH JR	4) HAWKINS, CHAZ JR	

NAIA OUTDOOR TRACK & FIELD CHAMPIONSHIPS 2017

Gulf Shores, AL

Mickey Miller Blackwell Stadium

Weather: Sunny & Clear, Th- 80, Fr- 83, Sa- 84

Host: Gulf Shores Sports Commission

5/25/2017 - 5/27/2017

MEET OFFICIALS**Meet Director:**


Houston Young

Meet Referee:

Lawhorn/Thurber/ Mitchell

Timing:

www.cfpitiming.com

**OFFICIAL MEET REPORT**

printed: 7/28/2017 2:59 PM

RESULTS**#24 Men's 4 x 400m Relay**

W	World	2:54.29	Valmon, Watts, Reynolds, Johnson	USA	8/22/1993	Stuttgart, GER
A	American	2:54.29	Watts, Valmon, Reynolds, Johnson	USA national team	8/22/1993	Stuttgart, GER
N	NAIA Championship	3:05.40	eSloan, Sanders, Dixon, White	Mississippi Valley State	1981	Houston, TX
C	College Outdoor	2:59.59	Dardar, Willie, Brazell, Carter	L.S.U.	6/11/2005	Sacramento, CA

6:25 PM (Day 3):**Finals**

PI	Team	Time	Note	Pts
1	SOUTHERN-NO (A) 1) RICHARDS, DANIELLE JR 3) SAUNDERS, ALEX SR	3:11.80	2) CAMPBELL, ACDANE FR 4) THOMPSON, JAHNOY SO	10
2	WAYLAND BAPTIST (A) 1) HANDSBOROUGH, KABRODERAN 3) SOUTIEN, JEAN SO	3:12.44	2) HINDS, TRE SO 4) SKHOSANA, SONWABISO SO	8
3	MIDAMERICA NAZARENE (A) 1) ZITTERKOPF, ISAAC SO 3) ROBINSON, GEORGE SR	3:13.71	2) SAWYERR, DEVAN SR 4) HASKIN, JOSHUA FR	6
4	BETHEL (IND.) (A) 1) BAUMGARTNER, BRETT SR 3) MOSES, ALEX SR	3:15.97	2) SOWDERS, CONNOR SR 4) SPERRY, TRAVIS FR	5
5	OLIVET NAZARENE (A) 1) WILLIAMS, BRADY SO 3) WOODARD, JACOB FR	3:17.35	2) BEST, ALVIN SR 4) LINTON, STEVEN FR	4
6	CARROLL (A) 1) PENDERGAST, DANIEL SO 3) HELM, STEVEN FR	3:17.58	2) DUNLEY, JACK JR 4) NICKOL, KYLE SO	3
7	SOUTHERN OREGON (A) 1) EAST, MATT SR 3) BREMNER, CAMERON JR WILEY (A) 1) HAMILTON, RAJAY JR 3) EDGAR, MARBEQ JR	3:24.37	2) FANELLI, GARY SR 4) QUARTEY, CEDRIC SR DQ 2) MORAIN, MORIBA JR 4) SHEARMAN, KIMORIE FR	2

8:15 PM (Day 2):**Prelims**

PI	Team	Time	Note	H(PI)
1	WILEY (A) 1) HAMILTON, RAJAY JR 3) PARKS, SHEVAN FR	3:10.78q	2) RALPH, QUINN-LEE SR 4) SHEARMAN, KIMORIE FR	2(1)
2	WAYLAND BAPTIST (A) 1) TURNER, DEMETRIUS FR 3) GONZALEZ, JOEY JR	3:11.97q	2) SOUTIEN, JEAN SO 4) SKHOSANA, SONWABISO SO	1(1)

NAIA OUTDOOR TRACK & FIELD CHAMPIONSHIPS 2017

Gulf Shores, AL

Mickey Miller Blackwell Stadium

Weather: Sunny & Clear, Th- 80, Fr- 83, Sa- 84

Host: Gulf Shores Sports Commission

5/25/2017 - 5/27/2017

MEET OFFICIALS**Meet Director:**


Houston Young

Meet Referee:

Lawhorn/Thurber/ Mitchell

Timing:

www.cfpitiming.com

**OFFICIAL MEET REPORT**

printed: 7/28/2017 2:59 PM

RESULTS**#24 Men's 4 x 400m Relay (cont'd)**

8:15 PM (Day 2):

Prelims

Pl	Team	Time	Note	H(Pl)
3	SOUTHERN-NO (A)	3:12.02q		2(2)
	1) RICHARDS, DANIELLE JR	2) CAMPBELL, ACDANE FR		
	3) SAUNDERS, ALEX SR	4) THOMPSON, JAHNOY SO		
4	BETHEL (IND.) (A)	3:12.72q		2(3)
	1) BAUMGARTNER, BRETT SR	2) SOWDERS, CONNOR SR		
	3) MOSES, ALEX SR	4) SPERRY, TRAVIS FR		
5	MIDAMERICA NAZARENE (A)	3:13.57q		2(4)
	1) ZITTERKOPF, ISAAC SO	2) SAWYERR, DEVAN SR		
	3) ROBINSON, GEORGE SR	4) HASKIN, JOSHUA FR		
6	OLIVET NAZARENE (A)	3:14.67q		2(5)
	1) WILLIAMS, BRADY SO	2) BEST, ALVIN SR		
	3) WOODARD, JACOB FR	4) LINTON, STEVEN FR		
7	SOUTHERN OREGON (A)	3:14.70q		2(6)
	1) EAST, MATT SR	2) FANELLI, GARY SR		
	3) BREMNER, CAMERON JR	4) QUARTEY, CEDRIC SR		
8	CARROLL (A)	3:15.69q		1(2)
	1) PENDERGAST, DANIEL SO	2) DUNLEY, JACK JR		
	3) HELM, STEVEN FR	4) NICKOL, KYLE SO		
9	HUSTON-TILLOTSON (A)	3:15.94		1(3)
	1) HARGROVE, WAYNE SR	2) RICHMOND, OQUASMON SR		
	3) LANGLEY, DARIUS JR	4) DIXON, RYAN SO		
10	CONCORDIA (NEB.) (A)	3:16.42		1(4)
	1) WIECHMAN, LUCAS SR	2) RODGERS, JAKE FR		
	3) MATTERS, NATHAN SO	4) MULLER, CJ SR		
11	DILLARD (A)	3:18.78		2(7)
	1) GORDON, LORENZO JR	2) ARNOLD, TORREN JR		
	3) BARROW, TYRONE FR	4) CRAIG, HAMPTON SO		
12	KEISER UNIVERSITY (A)	3:19.43		2(8)
	1) NELSON, TREVOR FR	2) SEMIL, JUNIOR FR		
	3) THERMIDOR, EDENS JR	4) RODEGHIER, AUSTIN FR		
13	JARVIS CHRISTIAN (A)	3:22.57		1(5)
	1) WOODARD, FABIAN JR	2) ALLEN, DONTAYEOUS SR		
	3) GARNER, TIM FR	4) MONROE, THOMAS FR		
	MARIAN (IND.) (A)	DQ		1
	1) SNEIDERWINE, ZACH SR	2) MURRAY, AARON SO		
	3) VINSON, MYCHAL FR	4) CONDE, MOUSSA SO		
	ST. AMBROSE (A)	DQ		1
	1) REEMTSMA, JACK SO	2) FERRIS, MATT SR		
	3) WATKINS, MAJOR JR	4) OHIOZE, MICHAEL SR		

NAIA OUTDOOR TRACK & FIELD CHAMPIONSHIPS 2017

Gulf Shores, AL

Mickey Miller Blackwell Stadium

Weather: Sunny & Clear, Th- 80, Fr- 83, Sa- 84

Host: Gulf Shores Sports Commission

5/25/2017 - 5/27/2017

MEET OFFICIALS

Meet Director:


Houston Young

Meet Referee:

Lawhorn/Thurber/ Mitchell

Timing:

www.cfpitiming.com



OFFICIAL MEET REPORT

printed: 7/28/2017 2:59 PM

RESULTS

#24 Men's 4 x 400m Relay (cont'd)

8:15 PM (Day 2):

Prelims

Pl	Team	Time	Note	H(Pl)
	INDIANA TECH (A)	DQ		1
1)	WILLIAMS, XAVIER SO			
2)	HESTER, JOHN SR			
3)	MUHAMMAD, QADIR SO			
4)	SPRINGER, GAIRY SO			

HEAT RESULTS

Prelims

Pl	Team	Time	Note
Heat 1 of 2			
1	WAYLAND BAPTIST (A)	3:11.97Q	
1)	TURNER, DEMETRIUS FR		
2)	SOUTIEN, JEAN SO		
3)	GONZALEZ, JOEY JR		
4)	SKHOSANA, SONWABISO SO		
2	CARROLL (A)	3:15.69Q	
1)	PENDERGAST, DANIEL SO		
2)	DUNLEY, JACK JR		
3)	HELM, STEVEN FR		
4)	NICKOL, KYLE SO		
3	HUSTON-TILLOTSON (A)	3:15.94	
1)	HARGROVE, WAYNE SR		
2)	RICHMOND, OQUASMON SR		
3)	LANGLEY, DARIUS JR		
4)	DIXON, RYAN SO		
4	CONCORDIA (NEB.) (A)	3:16.42	
1)	WIECHMAN, LUCAS SR		
2)	RODGERS, JAKE FR		
3)	MATTERS, NATHAN SO		
4)	MULLER, CJ SR		
5	JARVIS CHRISTIAN (A)	3:22.57	
1)	WOODARD, FABIAN JR		
2)	ALLEN, DONTAYEOUS SR		
3)	GARNER, TIM FR		
4)	MONROE, THOMAS FR		
	MARIAN (IND.) (A)	DQ	
1)	SNEIDERWINE, ZACH SR		
2)	MURRAY, AARON SO		
3)	VINSON, MYCHAL FR		
4)	CONDE, MOUSSA SO		
	ST. AMBROSE (A)	DQ	
1)	REEMTSMA, JACK SO		
2)	FERRIS, MATT SR		
3)	WATKINS, MAJOR JR		
4)	OHOIZE, MICHAEL SR		
	INDIANA TECH (A)	DQ	
1)	WILLIAMS, XAVIER SO		
2)	HESTER, JOHN SR		
3)	MUHAMMAD, QADIR SO		
4)	SPRINGER, GAIRY SO		
Heat 2 of 2			
1	WILEY (A)	3:10.78Q	
1)	HAMILTON, RAJAY JR		
2)	RALPH, QUINN-LEE SR		
3)	PARKS, SHEVAN FR		
4)	SHEARMAN, KIMORIE FR		
2	SOUTHERN-NO (A)	3:12.02Q	
1)	RICHARDS, DANIELLE JR		
2)	CAMPBELL, ACDANE FR		
3)	SAUNDERS, ALEX SR		
4)	THOMPSON, JAHNOY SO		
3	BETHEL (IND.) (A)	3:12.72	

q

NAIA OUTDOOR TRACK & FIELD CHAMPIONSHIPS 2017

Gulf Shores, AL

Mickey Miller Blackwell Stadium

Weather: Sunny & Clear, Th- 80, Fr- 83, Sa- 84

Host: Gulf Shores Sports Commission

5/25/2017 - 5/27/2017

MEET OFFICIALS**Meet Director:**


Houston Young

Meet Referee:

Lawhorn/Thurber/ Mitchell

Timing:

www.cfpitiming.com

**OFFICIAL MEET REPORT**

printed: 7/28/2017 2:59 PM

RESULTS**#24 Men's 4 x 400m Relay (cont'd)****Prelims**

Pl	Team	Time	Note
5	OLIVET NAZARENE (A) 1) BAUMGARTNER, BRETT SR 3) MOSES, ALEX SR	3:14.67q	2) SOWDERS, CONNOR SR 4) SPERRY, TRAVIS FR
6	SOUTHERN OREGON (A) 1) WILLIAMS, BRADY SO 3) WOODARD, JACOB FR	3:14.70q	2) BEST, ALVIN SR 4) LINTON, STEVEN FR
7	DILLARD (A) 1) EAST, MATT SR 3) BREMNER, CAMERON JR	3:18.78	2) FANELLI, GARY SR 4) QUARTEY, CEDRIC SR
8	KEISER UNIVERSITY (A) 1) GORDON, LORENZO JR 3) BARROW, TYRONE FR	3:19.43	2) ARNOLD, TORREN JR 4) CRAIG, HAMPTON SO
			1) NELSON, TREVOR FR 3) THERMIDOR, EDENS JR 2) SEMIL, JUNIOR FR 4) RODEGHIER, AUSTIN FR

#44 Men's 4 x 800m Relay

W	World	7:02.43	Mutua, Yiampoy, Kombich, Bungei	KEN	8/25/2006	Brussels, BEL
N	NAIA Championship	7:26.13	Reid, Franz, Lindsey, Shaw	Azusa Pacific, CA	2004	Louisville, KY
C	College Outdoor	7:08.96	Richardson, Davis, Scott, Stahr	Arizona State	4/7/1984	Tempe, AZ

5:50 PM (Day 2):**Finals**

Pl	Team	Time	Note	Pts
1	BRITISH COLUMBIA (A) 1) TRUMMER, MAX JR 3) KRAMER, RHYS FR	7:33.45	2) TAYLOR, CHRISTOPHER SR 4) JARRON, LUKAS SR	10
2	INDIANA TECH (A) 1) BECKHAM, DEVONTA SO 3) ADAIR, MATT SR	7:34.08	2) MARROW, DEVON SR 4) RUNYAN, LUKE JR	8
3	SIENA HEIGHTS (A) 1) DUGGAN, JAREB FR 3) VERMILYE, ANTHONY SR	7:34.87	2) MUESSIG, DOMINIC SR 4) RODDEN, BRENT SO	6
4	COLUMBIA (MO.) (A) 1) SCHENCK, SETH JR 3) LAWSON, TYLER SO	7:36.16	2) LINE, TRAVIS FR 4) HOLMAN, MALIK FR	5
5	INDIANA WESLEYAN (A) 1) STRATTON, NOAH JR 3) NEIDECK, JOSHUA JR	7:38.68	2) ELLENS, CHAD SO 4) OLSON, MICHAEL JR	4
6	DORDT (A) 1) DRAKE, CALEB SR 3) VANDER KOOI, NICK SR	7:41.65	2) ECKELS, JOSIAH SR 4) WENSINK, SAM SR	3

NAIA OUTDOOR TRACK & FIELD CHAMPIONSHIPS 2017

Gulf Shores, AL

Mickey Miller Blackwell Stadium

Weather: Sunny & Clear, Th- 80, Fr- 83, Sa- 84

Host: Gulf Shores Sports Commission

5/25/2017 - 5/27/2017

MEET OFFICIALS**Meet Director:**


Houston Young

Meet Referee:

Lawhorn/Thurber/ Mitchell

Timing:

www.cfpitiming.com

**OFFICIAL MEET REPORT**

printed: 7/28/2017 2:59 PM

RESULTS**#44 Men's 4 x 800m Relay (cont'd)**

5:50 PM (Day 2):

Finals

Pl	Team	Time	Note	Pts
7	LINDENWOOD-BELLEVILLE (A)	7:44.41		2
	1) BEAL, JOSH SR		2) ALCORN, EVAN JR	
	3) MUNOZ-LECHUGA, FABIAN JR		4) BLANCO, VICENTE JR	
8	MORNINGSIDE (A)	7:47.16		1
	1) HISER, KYLE SR		2) DEVRIES, ALEC JR	
	3) SCHILTZ, DREW SR		4) GREEN, JACOB JR	

6:15 PM (Day 1):

Prelims

Pl	Team	Time	Note	H(Pl)
1	SIENA HEIGHTS (A)	7:34.04q		2(1)
	1) DUGGAN, JAREB FR		2) MUESSIG, DOMINIC SR	
	3) VERMILYE, ANTHONY SR		4) RODDEN, BRENT SO	
2	BRITISH COLUMBIA (A)	7:34.84q		1(1)
	1) POLLARD, ERIC JR		2) TRUMMER, MAX JR	
	3) KRAMER, RHYS FR		4) JARRON, LUKAS SR	
3	INDIANA TECH (A)	7:35.80q		1(2)
	1) ADAIR, MATT SR		2) BECKHAM, DEVONTA SO	
	3) MARROW, DEVON SR		4) RUNYAN, LUKE JR	
4	COLUMBIA (MO.) (A)	7:36.24q		3(1)
	1) SCHENCK, SETH JR		2) LAWSON, TYLER SO	
	3) LINE, TRAVIS FR		4) HOLMAN, MALIK FR	
5	LINDENWOOD-BELLEVILLE (A)	7:36.47q		3(2)
	1) BEAL, JOSH SR		2) ALCORN, EVAN JR	
	3) MUNOZ-LECHUGA, FABIAN JR		4) BLANCO, VICENTE JR	
6	MORNINGSIDE (A)	7:37.00q		3(3)
	1) HISER, KYLE SR		2) DEVRIES, ALEC JR	
	3) SCHILTZ, DREW SR		4) GREEN, JACOB JR	
7	DORDT (A)	7:37.17q		4(1)
	1) DRAKE, CALEB SR		2) ECKELS, JOSIAH SR	
	3) VANDER KOOI, NICK SR		4) WENSINK, SAM SR	
8	INDIANA WESLEYAN (A)	7:37.46q		4(2)
	1) STRATTON, NOAH JR		2) ELLENS, CHAD SO	
	3) NEIDECK, JOSHUA JR		4) OLSON, MICHAEL JR	
9	EASTERN OREGON (A)	7:37.63		1(3)
	1) NAVARRO, ALEX SO		2) INWARDS, LANE SO	
	3) MORRELL III, THOMAS FR		4) ZIMMERLY, DUSTIN FR	
10	WAYLAND BAPTIST (A)	7:39.32		4(3)
	1) GONZALEZ, JOEY JR		2) GONZALES, BRIAN FR	
	3) BERHE, ADAM JR		4) HINDS, TRE SO	

NAIA OUTDOOR TRACK & FIELD CHAMPIONSHIPS 2017

Gulf Shores, AL

Mickey Miller Blackwell Stadium

Weather: Sunny & Clear, Th- 80, Fr- 83, Sa- 84

Host: Gulf Shores Sports Commission

5/25/2017 - 5/27/2017

MEET OFFICIALS**Meet Director:**


Houston Young

Meet Referee:

Lawhorn/Thurber/ Mitchell

Timing:

www.cfpitiming.com

**OFFICIAL MEET REPORT**

printed: 7/28/2017 2:59 PM

RESULTS**#44 Men's 4 x 800m Relay (cont'd)**

6:15 PM (Day 1):

Prelims

Pl	Team	Time	Note	H(Pl)
11	GRACE (A)	7:39.35		4(4)
	1) REED, HUNTER SR		2) HOUVENER, TYLER JR	
	3) LANE, NATHAN JR		4) HALL, SAM SO	
12	ST. FRANCIS (ILL.) (A)	7:39.85		2(2)
	1) LIMA, ALEX SO		2) SANCHEZ, AARON JR	
	3) PRINCIPATO, JOHN JR		4) SANTILLO, JOEY SR	
13	NORTHWESTERN (IOWA) (A)	7:40.27		4(5)
	1) GOETSCH, TANNER JR		2) EPP, HANS JR	
	3) ROSE, TIM JR		4) HOLLINGER, PETER SO	
14	AQUINAS (A)	7:42.08		1(4)
	1) LAFAVE, ARIK FR		2) BUNDY, ADAM SO	
	3) HARDING, GRAYSON FR		4) CICHON, ADAM SR	
15	ROCKY MOUNTAIN (A)	7:43.15		2(3)
	1) PETSCH, ISAAC SO		2) GIOVAGNOLI, CHRISTOPHER SO	
	3) KETCHUM, SHANE FR		4) PETSCH, FRED JR	
16	OLIVET NAZARENE (A)	7:43.92		1(5)
	1) GABRIELE, TYLER JR		2) MEYER, WESLEY FR	
	3) MONTGOMERY, MATTHEW SR		4) MEEHAN, MATT SO	
17	CORNERSTONE (A)	7:44.24		2(4)
	1) SILVEY, NATE FR		2) FELDPAUSCH, ZACH JR	
	3) DEBOER, JOEY SO		4) VROEGH, KEVIN JR	
18	ST. MARY (KAN.) (A)	7:44.58		1(6)
	1) ADAMS, MESHACH SR		2) TYLL, MICHAEL JR	
	3) JOHNSON, JERMIE JR		4) MICHAEL, TEGAN SR	
19	DOANE (A)	7:45.90		3(4)
	1) APPEL, COLIN JR		2) FLYNN, CHANDLER SO	
	3) HARSIN, TANNER FR		4) VARELA, ALAN SO	
20	WILEY (A)	7:49.00		3(5)
	1) DE LA ROSA, DARION JR		2) PARKS, SHEVAN FR	
	3) KANDIE, LABAN FR		4) HAMILTON, RAJAY JR	
21	LEWIS-CLARK (A)	7:49.81		3(6)
	1) STYNER, JESSE JR		2) DAVIS, JOEY SR	
	3) BARRETT, NEHEMIAH SR		4) SMITH, TOMISLAV SR	
22	BRIAR CLIFF (A)	7:51.23		1(7)
	1) HANING, JOSH FR		2) THELEN, TOMMY SR	
	3) HEINRICHS, JOE JR		4) KOLLASCH, TONY SO	
23	CONCORDIA (NEB.) (A)	7:52.04		2(5)
	1) MCALLISTER, JOSIAH SO		2) TAYLOR, THOMAS SO	
	3) FERGUSON, SAMUEL SO		4) WORTMANN, PATRICK JR	

NAIA OUTDOOR TRACK & FIELD CHAMPIONSHIPS 2017

Gulf Shores, AL

Mickey Miller Blackwell Stadium

Weather: Sunny & Clear, Th- 80, Fr- 83, Sa- 84

Host: Gulf Shores Sports Commission

5/25/2017 - 5/27/2017

MEET OFFICIALS

Meet Director:


Houston Young

Meet Referee:

Lawhorn/Thurber/ Mitchell

Timing:

www.cfpitiming.com



OFFICIAL MEET REPORT

printed: 7/28/2017 2:59 PM

RESULTS

#44 Men's 4 x 800m Relay (cont'd)

6:15 PM (Day 1):

Prelims

Pl	Team	Time	Note	H(Pl)
24	CARROLL (A)	7:55.63		4(6)
	1) HECKER, DARREN SO		2) HYATT, CHANCE JR	
	3) MULLENER, JOE FR		4) DUNLEY, JACK JR	
25	DAKOTA STATE (A)	8:01.86		2(6)
	1) DERR, ALEX FR		2) HERMANN, COREY SO	
	3) HARMING, CAMERON FR		4) TEJADA, CLAUDIO SR	
	TENNESSEE WESLEYAN (A)	DNF		2
	1) PAYTON, DARREN JR		2) TUPPS, TJ FR	
	3) WOODRUFF, ISAIAH SO		4) WILSON, SHELDON SR	

HEAT RESULTS

Prelims

Pl	Team	Time	Note
Heat 1 of 4			
1	BRITISH COLUMBIA (A)	7:34.84q	
	1) POLLARD, ERIC JR		2) TRUMMER, MAX JR
	3) KRAMER, RHYS FR		4) JARRON, LUKAS SR
2	INDIANA TECH (A)	7:35.80q	
	1) ADAIR, MATT SR		2) BECKHAM, DEVONTA SO
	3) MARROW, DEVON SR		4) RUNYAN, LUKE JR
3	EASTERN OREGON (A)	7:37.63	
	1) NAVARRO, ALEX SO		2) INWARDS, LANE SO
	3) MORRELL III, THOMAS FR		4) ZIMMERLY, DUSTIN FR
4	AQUINAS (A)	7:42.08	
	1) LAFAVE, ARIK FR		2) BUNDY, ADAM SO
	3) HARDING, GRAYSON FR		4) CICHON, ADAM SR
5	OLIVET NAZARENE (A)	7:43.92	
	1) GABRIELE, TYLER JR		2) MEYER, WESLEY FR
	3) MONTGOMERY, MATTHEW SR		4) MEEHAN, MATT SO
6	ST. MARY (KAN.) (A)	7:44.58	
	1) ADAMS, MESHACH SR		2) TYLL, MICHAEL JR
	3) JOHNSON, JERMIE JR		4) MICHAEL, TEGAN SR
7	BRIAR CLIFF (A)	7:51.23	
	1) HANING, JOSH FR		2) THELEN, TOMMY SR
	3) HEINRICHS, JOE JR		4) KOLLASCH, TONY SO
Heat 2 of 4			
1	SIENA HEIGHTS (A)	7:34.04q	
	1) DUGGAN, JAREB FR		2) MUESSIG, DOMINIC SR
	3) VERMILYE, ANTHONY SR		4) RODDEN, BRENT SO
2	ST. FRANCIS (ILL.) (A)	7:39.85	

NAIA OUTDOOR TRACK & FIELD CHAMPIONSHIPS 2017

Gulf Shores, AL

Mickey Miller Blackwell Stadium

Weather: Sunny & Clear, Th- 80, Fr- 83, Sa- 84

Host: Gulf Shores Sports Commission

5/25/2017 - 5/27/2017

MEET OFFICIALS

Meet Director:


Houston Young

Meet Referee:

Lawhorn/Thurber/ Mitchell

Timing:

www.cfpitiming.com



OFFICIAL MEET REPORT

printed: 7/28/2017 2:59 PM

RESULTS

#44 Men's 4 x 800m Relay (cont'd)

Prelims

Pl	Team		Time	Note
	1) LIMA, ALEX SO	2) SANCHEZ, AARON JR		
	3) PRINCIPATO, JOHN JR	4) SANTILLO, JOEY SR		
4	CORNERSTONE (A)		7:44.24	
	1) SILVEY, NATE FR	2) FELDPAUSCH, ZACH JR		
	3) DEBOER, JOEY SO	4) VROEGH, KEVIN JR		
5	CONCORDIA (NEB.) (A)		7:52.04	
	1) MCALLISTER, JOSIAH SO	2) TAYLOR, THOMAS SO		
	3) FERGUSON, SAMUEL SO	4) WORTMANN, PATRICK JR		
6	DAKOTA STATE (A)		8:01.86	
	1) DERR, ALEX FR	2) HERMANN, COREY SO		
	3) HARMING, CAMERON FR	4) TEJADA, CLAUDIO SR		
	TENNESSEE WESLEYAN (A)		DNF	
	1) PAYTON, DARREN JR	2) TUPPS, TJ FR		
	3) WOODRUFF, ISAIAH SO	4) WILSON, SHELDON SR		
Heat 3 of 4				
1	COLUMBIA (MO.) (A)		7:36.24q	
	1) SCHENCK, SETH JR	2) LAWSON, TYLER SO		
	3) LINE, TRAVIS FR	4) HOLMAN, MALIK FR		
2	LINDENWOOD-BELLEVILLE (A)		7:36.47q	
	1) BEAL, JOSH SR	2) ALCORN, EVAN JR		
	3) MUNOZ-LECHUGA, FABIAN JR	4) BLANCO, VICENTE JR		
3	MORNINGSIDE (A)		7:37.00q	
	1) HISER, KYLE SR	2) DEVRIES, ALEC JR		
	3) SCHILTZ, DREW SR	4) GREEN, JACOB JR		
4	DOANE (A)		7:45.90	
	1) APPEL, COLIN JR	2) FLYNN, CHANDLER SO		
	3) HARSIN, TANNER FR	4) VARELA, ALAN SO		
5	WILEY (A)		7:49.00	
	1) DE LA ROSA, DARION JR	2) PARKS, SHEVAN FR		
	3) KANDIE, LABAN FR	4) HAMILTON, RAJAY JR		
6	LEWIS-CLARK (A)		7:49.81	
	1) STYNER, JESSE JR	2) DAVIS, JOEY SR		
	3) BARRETT, NEHEMIAH SR	4) SMITH, TOMISLAV SR		
Heat 4 of 4				
1	DORDT (A)		7:37.17q	
	1) DRAKE, CALEB SR	2) ECKELS, JOSIAH SR		
	3) VANDER KOOI, NICK SR	4) WENSINK, SAM SR		
2	INDIANA WESLEYAN (A)		7:37.46q	
	1) STRATTON, NOAH JR	2) ELLENS, CHAD SO		
	3) NEIDECK, JOSHUA JR	4) OLSON, MICHAEL JR		
3	WAYLAND BAPTIST (A)		7:39.32	

NAIA OUTDOOR TRACK & FIELD CHAMPIONSHIPS 2017

Gulf Shores, AL
 Mickey Miller Blackwell Stadium
 Weather: Sunny & Clear, Th- 80, Fr- 83, Sa- 84
 Host: Gulf Shores Sports Commission
 5/25/2017 - 5/27/2017

MEET OFFICIALS

Meet Director:
 Houston Young
Meet Referee:
 Lawhorn/Thurber/ Mitchell
Timing:
 www.cfpitiming.com



OFFICIAL MEET REPORT
 printed: 7/28/2017 2:59 PM

RESULTS

#44 Men's 4 x 800m Relay (cont'd)

Prelims

Pl	Team	Time	Note
5	NORTHWESTERN (IOWA) (A)	7:40.27	
6	CARROLL (A)	7:55.63	

#26 Men's High Jump

Level	Height	Name	Country	Date	Location
W	2.45m	Javier Sotomayor	CUB	7/27/1993	Salamanca, ESP
A	2.40m	Charles Austin	unattached	8/7/1991	Zurich, SWI
N	2.22m	Mike Mason	British Columbia	2006	Fresno, CA
C	2.38m	Hollis Conway	S. W. Louisiana	6/3/1989	Provo, UT

4:30 PM (Day 2):

Pl	Name	Yr	Team	Mark	1.98	2.03	2.06	2.09	2.12	2.15	2.18	2.23	Pts
1	KNIGHT, CORION	JR	FLORIDA ME	2.18m 7' 1 ³ / ₄ "	O	O	P	XO	O	O	O	XXX	10
2	MOATS, JACOB	SR	DORDT	2.15m 7' 0 ¹ / ₂ "	P	O	P	O	XXO	XO	XXX		8
3	COTA, ANTHONY	JR	WESTMONT	2.09m 6' 10 ¹ / ₄ "	O	O	XXO	XO	XXX				6
4	HIGHTOWER, DAKARAI	JR	DOANE	2.06m 6' 9"	P	P	XXO	XXX					5
5	JORDAN, KEITH	FR	SIENA HEIG	2.06m 6' 9"	O	XXO	XXO	XXX					4
6	MCCASTLE, CORNELIUS	JR	WILLIAM PE	2.03m 6' 7 ³ / ₄ "	O	O	P	XXX					3
7	CHERY, GEORGES	FR	FLORIDA ME	2.03m 6' 7 ³ / ₄ "	O	XO	XXX						2
8	PALMER, NICK	FR	JARVIS CHRI	2.03m 6' 7 ³ / ₄ "	XO	XO	XXX						1
9	DELLA SIEGA, JOEL	FR	BRITISH CO	2.03m 6' 7 ³ / ₄ "	O	XXO	XXX						
9	ZITTERKOPF, ISAAC	SO	MIDAMERIC	2.03m 6' 7 ³ / ₄ "	O	XXO	XXX						
11	MCKEOWN, NATE	FR	AQUINAS	1.98m 6' 6"	XO	XXX							
11	RUSSELL, BRAYDEN	SO	CAMPBELLS	1.98m 6' 6"	XO	XXX							
11	BECKER, AUSTIN	FR	DOANE	1.98m 6' 6"	XO	XXX							
14	VENTRY, JOE	SR	YORK (NEB.)	1.98m 6' 6"	XXO	XXX							
	LAWSON, WINSTON	SR	VANGUARD	NH	P	P	XXX						
	MUNKHOLM, JONNYTHAN	JR	MENLO COL	NH	XXX								

#28 Men's Pole Vault

Level	Height	Name	Country	Date	Location
W	6.14m	Sergey Budka	UKR	7/31/1994	Sestriere, ITA
A	6.04m	Brad Walker	Nike	6/8/2008	Eugene, OR
N	5.56m	Billy Olson	Abilene Christian, TX	1982	Charleston, WV
C	5.98m	Lawrence Johnson	Tennessee	5/25/1996	Knoxville, TN

1:00 PM (Day 3):


Pl	Name	Yr	Team	Mark	4.70	4.75	4.80	4.85	4.90	4.95	5.00	5.05	5.10	5.15	Pts
1	WIECHMAN, LUCAS	SR	CONCORDIA	5.15m 16' 10 ³ / ₄ "	P	P	O	P	O	P	XP	O	XP	O	10
2	BELL, CURTIS	JR	AQUINAS	5.10m 16' 8 ³ / ₄ "	P	P	O	P	XO	P	O	O	O	XXX	8
3	MCKENZIE, JUSTIN	JR	INDIANA TE	5.10m 16' 8 ³ / ₄ "	O	P	O	P	O	P	XO	XXP	O	XXX	6
4	CONDE, MOUSSA	SO	MARIAN (IND)	5.00m 16' 4 ³ / ₄ "	O	P	XXO	P	XO	P	O	XXP	X		5

NAIA OUTDOOR TRACK & FIELD CHAMPIONSHIPS 2017

Gulf Shores, AL
 Mickey Miller Blackwell Stadium
 Weather: Sunny & Clear, Th- 80, Fr- 83, Sa- 84
 Host: Gulf Shores Sports Commission
 5/25/2017 - 5/27/2017

MEET OFFICIALS

Meet Director:
Houston Young
Meet Referee:
Lawhorn/Thurber/ Mitchell
Timing:
www.cfpitiming.com



OFFICIAL MEET REPORT
 printed: 7/28/2017 2:59 PM

RESULTS

#28 Men's Pole Vault (cont'd)

Pl	Name	Yr Team	Mark	4.50	4.60	Pts
5	JOHNSON, DEVONTE	FR SIENA HEIG	4.90m 16' 0 ³ / ₄ "	P	O	4
6	BRADY, KEATON	SO CARROLL	4.80m 15' 9"	XO	P	3
7	KLEIN, ANDREW	JR DOANE	4.80m 15' 9"	XO	P	2
8	BECKER, DANIEL	SO JUDSON	4.75m 15' 7"	O	O	1
9	OELKE, HOLDEN	SR DOANE	4.70m 15' 5"	O	XXX	
9	BUSH, MATT	SR BAKER	4.70m 15' 5"	O	XXX	
11	SUDBECK, LEVI	FR DOANE	4.70m 15' 5"	XO	XXX	
11	BERZLEY, SCOTT	SO AQUINAS	4.70m 15' 5"	XO	XXX	
13	MESSER, WILLIAM	FR RIO GRAND	4.70m 15' 5"	XXO	XXX	
14	WILSON, CLAYTON	SO MARIAN (IND)	4.60m 15' 1"	XXX		
15	GRETZ, SETH	JR OREGON TE	4.50m 14' 9"	XXX		
20	STEITZ, KIVEN	SR CENTRAL M	4.50m 14' 9"	XXX		

Pl	Name	Yr Team	Mark	4.50	4.60	Pts
4	CONDE, MOUSSA	SO MARIAN (IND)	(cont'd)	P	O	5
5	JOHNSON, DEVONTE	FR SIENA HEIG	(cont'd)	P	O	4
6	BRADY, KEATON	SO CARROLL	(cont'd)	O	P	3
8	BECKER, DANIEL	SO JUDSON	(cont'd)	XO	O	1
9	OELKE, HOLDEN	SR DOANE	(cont'd)	P	XO	
9	BUSH, MATT	SR BAKER	(cont'd)	XO	P	
11	SUDBECK, LEVI	FR DOANE	(cont'd)	O	XO	
11	BERZLEY, SCOTT	SO AQUINAS	(cont'd)	XO	O	
13	MESSER, WILLIAM	FR RIO GRAND	(cont'd)	XO	P	
14	WILSON, CLAYTON	SO MARIAN (IND)	4.60m 15' 1"	XXO	XO	
15	GRETZ, SETH	JR OREGON TE	4.50m 14' 9"	O	P	
15	REICHERT, TYRELL	SO CONCORDIA	4.50m 14' 9"	O	XXX	
15	HIDALGO, LUCAS	FR EASTERN O	4.50m 14' 9"	O	XXX	
15	HILBORN, GUNNAR	SR CARROLL	4.50m 14' 9"	O	XXX	
19	BROADUS, JOSHUA	SO CENTRAL M	4.50m 14' 9"	XO	XXX	
20	STEITZ, KIVEN	SR CENTRAL M	4.50m 14' 9"	XXO	P	
	DEHAAN, JONATHAN	FR TAYLOR	NH	P	XXX	
	JOHNSON, GARRETT	FR MARIAN (IND)	NH	XXX		
	BESAND, PEYTON	FR CENTRAL M	NH	XXX		
	BROWN, ISAIAH	FR MIDLAND	NH	XXX		

#30 Men's Long Jump

W	World	8.95m	Mike Powell	USA	8/30/1991	Tokyo, JPN
A	American	8.95m	Mike Powell	Foot Locker AC	8/30/1991	Tokyo, JPN
N	NAIA Championship	8.09m	Joshua Owusu	Angelo State, TX	1974	Arkadelphia, AR
C	College Outdoor	8.74m	Erick Walder	Arkansas	4/2/1994	El Paso, TX

1:00 PM (Day 2):


Pl	Name	Yr Team	Mark	Rnd 1	Rnd 2	Rnd 3	Rnd 4	Rnd 5	Rnd 6	F(Pl)	Pts
1	NILSSON MONTLER, THOBIA	FR KEISER UNI	7.66m 25' 1 ³ / ₄ " (+2.1)	7.43 (+2.8)	(+1.5)	7.65 (+1.8)	7.52 (+0.0)	7.53 (+3.3)	7.66 (+2.1)	2(1)	10
2	MOSHELEKETI, GOABAONE	JR LINDSEY WI	7.66m 25' 1 ³ / ₄ " (+1.8)	7.64 (+3.4)	7.57 (+0.3)	7.52 (+0.6)	5.46 (+0.3)	7.53 (+3.5)	7.66 (+1.8)	2(1)	8
3	KNIGHT, CORION	JR FLORIDA ME	7.57m 24' 10" (+2.5)	7.35 (+2.4)	7.29 (+3.2)	7.57 (+2.5)	FOUL	7.53 (+2.1)	FOUL	1(1)	6
4	BELTZ, ZACH	SO SOUTHERN	7.57m 24' 10" (+2.6)	7.38 (+2.4)	7.26 (+2.8)	7.09 (+1.4)	7.57 (+2.6)	6.82 (+1.2)	7.00 (+1.3)	1(1)	5
5	BOYD, LEON	JR WAYLAND B	7.56m 24' 9 ³ / ₄ " (+3.3)	7.44 (+3.7)	7.21 (-0.1)	7.17 (+3.2)	7.30 (+1.4)	7.56 (+3.3)	FOUL	1(3)	4
6	DIXON, ALAIN	JR INDIANA TE	7.26m 23' 10" (+2.4)	7.26 (+2.4)	FOUL	FOUL	6.97 (+3.1)	FOUL	FOUL	3(1)	3

NAIA OUTDOOR TRACK & FIELD CHAMPIONSHIPS 2017

Gulf Shores, AL
 Mickey Miller Blackwell Stadium
 Weather: Sunny & Clear, Th- 80, Fr- 83, Sa- 84
 Host: Gulf Shores Sports Commission
 5/25/2017 - 5/27/2017

MEET OFFICIALS

Meet Director:
 Houston Young
Meet Referee:
 Lawhorn/Thurber/ Mitchell
Timing:
 www.cfpitiming.com



OFFICIAL MEET REPORT
 printed: 7/28/2017 2:59 PM

RESULTS

#30 Men's Long Jump (cont'd)

1:00 PM (Day 2):

Pl	Name	Yr	Team	Mark	Rnd 1	Rnd 2	Rnd 3	Rnd 4	Rnd 5	Rnd 6	F (Pl)	Pts
7	HARRIS, K'LAN	JR	LINDSEY WI	7.25m 23' 9 ¹ / ₂ " (+3.6)	7.13 (+2.2)	FOUL	7.25 (+3.6)	FOUL	7.23 (+1.8)	6.88 (+2.0)	3(2)	2
8	PARTEE, JORDAN	JR	INDIANA TE	7.22m 23' 8 ¹ / ₄ " (+2.4)	FOUL	FOUL	7.18 (+0.3)	FOUL	FOUL	7.22 (+2.4)	1(4)	1
9	DOTSON, VERNEST	SR	HUSTON-TIL	7.08m 23' 2 ³ / ₄ " (+2.0)	6.77 (+2.7)	7.08 (+2.0)	6.72 (+2.9)	PASS	PASS	PASS	3(3)	
10	ROBINSON, CARRINGTON	SR	INDIANA TE	7.07m 23' 2 ¹ / ₂ " (+1.2)	7.06 (+4.1)	7.06 (+0.6)	7.07 (+1.2)				3(4)	
11	SNORGRASS, WILLIAM	JR	GRACELAND	7.06m 23' 2" (+3.1)	FOUL	FOUL	7.06 (+3.1)				3(5)	
12	LIGGINS, JAY	SO	DICKINSON	7.04m 23' 1 ¹ / ₄ " (+2.0)	7.04 (+2.0)	7.01 (+1.5)	FOUL				1(5)	
13	DISHMOND, STEPHEN	FR	VOORHEES	7.00m 22' 11 ³ / ₄ " (+3.8)	7.00 (+3.8)	FOUL	FOUL				1(6)	
14	SMITH, KEVIN	JR	SPRING ARB	6.99m 22' 11 ¹ / ₄ " (+2.8)	6.99 (+2.8)	6.67 (+1.8)	6.97 (+1.8)				3(6)	
15	BECK, DALEN	SR	INDIANA WE	6.98m 22' 11" (+2.6)	(+1.5)	6.98 (+2.6)	(+1.4)				2(3)	
16	ZITTERKOPF, ISAAC	SO	MIDAMERIC	6.95m 22' 9 ³ / ₄ " (+1.8)	(+1.6)	6.95 (+1.8)	(+2.1)				2(4)	
17	SESSOMS, QUAMEL	SO	DILLARD	6.92m 22' 8 ¹ / ₂ " (+1.1)	6.08 (+2.2)	6.92 (+1.1)	(+1.1)				2(5)	
18	LINTZ, ISAIAH	SR	INDIANA TE	6.91m 22' 8" (+2.2)	4.37 (+2.9)	6.91 (+2.2)	FOUL				1(7)	
19	ROGERS, NOAH	FR	INDIANA TE	6.86m 22' 6 ¹ / ₄ " (+1.7)	(+2.0)	6.86 (+1.7)	(+4.6)				2(6)	
20	LAUCK, CAMERON	FR	INDIANA WE	6.84m 22' 5 ¹ / ₄ " (+1.9)	FOUL	6.84 (+1.9)	6.80 (+2.5)				1(8)	
21	REDMON, MICHAEL	FR	LINDSEY WI	6.81m 22' 4 ¹ / ₄ " (+1.9)	(+2.6)	6.81 (+1.9)	6.67 (+1.1)				2(7)	
22	STANTON, TY	FR	DICKINSON	6.78m 22' 3" (+2.8)	6.78 (+2.8)	6.21 (+1.9)	FOUL				1(9)	
23	PATRICK, DONTAVIOUS	FR	VOORHEES	6.77m 22' 2 ¹ / ₂ " (+1.7)	6.60 (+2.1)	FOUL	6.77 (+1.7)				3(7)	
24	JONES, RYAN	SR	BETHEL (IND)	6.76m 22' 2 ¹ / ₄ " (+1.1)	6.35 (+3.1)	6.76 (+1.1)	6.76 (+1.7)				3(8)	
25	BARLOW, SANTERRIUS	FR	UNION (KY.)	6.70m 21' 11 ³ / ₄ " (+1.6)	(+3.1)	6.70 (+1.6)	6.11 (+1.7)				2(8)	
26	MARK, MACHAEL	SR	WILEY	6.22m 20' 5" (+1.6)	6.22 (+1.6)	(+0.0)	(+0.0)				2(9)	
	ROBINSON, KESHAWN	JR	INDIANA TE	DNS							3	

FLIGHT RESULTS


Pl	Name	Yr	Team	Mark	Rnd 1	Rnd 2	Rnd 3	Rnd 4	Rnd 5	Rnd 6	
Flight 1 of 3											
1	KNIGHT, CORION	JR	FLORIDA ME	7.57m 24' 10" (+2.5)	7.35 (+2.4)	7.29 (+3.2)	7.57 (+2.5)	FOUL	7.53 (+2.1)	FOUL	
1	BELTZ, ZACH	SO	SOUTHERN	7.57m 24' 10" (+2.6)	7.38 (+2.4)	7.26 (+2.8)	7.09 (+1.4)	7.57 (+2.6)	6.82 (+1.2)	7.00 (+1.3)	
3	BOYD, LEON	JR	WAYLAND B	7.56m 24' 9 ³ / ₄ " (+3.3)	7.44 (+3.7)	7.21 (-0.1)	7.17 (+3.2)	7.30 (+1.4)	7.56 (+3.3)	FOUL	
4	PARTEE, JORDAN	JR	INDIANA TE	7.22m 23' 8 ¹ / ₄ " (+2.4)	FOUL	FOUL	7.18 (+0.3)	FOUL	FOUL	7.22 (+2.4)	
5	LIGGINS, JAY	SO	DICKINSON	7.04m 23' 1 ¹ / ₄ " (+2.0)	7.04 (+2.0)	7.01 (+1.5)	FOUL				
6	DISHMOND, STEPHEN	FR	VOORHEES	7.00m 22' 11 ³ / ₄ " (+3.8)	7.00 (+3.8)	FOUL	FOUL				
7	LINTZ, ISAIAH	SR	INDIANA TE	6.91m 22' 8" (+2.2)	4.37 (+2.9)	6.91 (+2.2)	FOUL				
8	LAUCK, CAMERON	FR	INDIANA WE	6.84m 22' 5 ¹ / ₄ " (+1.9)	FOUL	6.84 (+1.9)	6.80 (+2.5)				
9	STANTON, TY	FR	DICKINSON	6.78m 22' 3" (+2.8)	6.78 (+2.8)	6.21 (+1.9)	FOUL				
Flight 2 of 3											
1	NILSSON MONTLER, THOBAS	FR	KEISER UNI	7.66m 25' 1 ³ / ₄ " (+2.1)	7.43 (+2.8)	(+1.5)	7.65 (+1.8)	7.52 (+0.0)	7.53 (+3.3)	7.66 (+2.1)	
1	MOSHELEKETI, GOABAONE	JR	LINDSEY WI	7.66m 25' 1 ³ / ₄ " (+1.8)	7.64 (+3.4)	7.57 (+0.3)	7.52 (+0.6)	5.46 (+0.3)	7.53 (+3.5)	7.66 (+1.8)	
3	BECK, DALEN	SR	INDIANA WE	6.98m 22' 11" (+2.6)	(+1.5)	6.98 (+2.6)	(+1.4)				
4	ZITTERKOPF, ISAAC	SO	MIDAMERIC	6.95m 22' 9 ³ / ₄ " (+1.8)	(+1.6)	6.95 (+1.8)	(+2.1)				
5	SESSOMS, QUAMEL	SO	DILLARD	6.92m 22' 8 ¹ / ₂ " (+1.1)	6.08 (+2.2)	6.92 (+1.1)	(+1.1)				
6	ROGERS, NOAH	FR	INDIANA TE	6.86m 22' 6 ¹ / ₄ " (+1.7)	(+2.0)	6.86 (+1.7)	(+4.6)				
7	REDMON, MICHAEL	FR	LINDSEY WI	6.81m 22' 4 ¹ / ₄ " (+1.9)	(+2.6)	6.81 (+1.9)	6.67 (+1.1)				
8	BARLOW, SANTERRIUS	FR	UNION (KY.)	6.70m 21' 11 ³ / ₄ " (+1.6)	(+3.1)	6.70 (+1.6)	6.11 (+1.7)				
9	MARK, MACHAEL	SR	WILEY	6.22m 20' 5" (+1.6)	6.22 (+1.6)	(+0.0)	(+0.0)				
Flight 3 of 3											

NAIA OUTDOOR TRACK & FIELD CHAMPIONSHIPS 2017

Gulf Shores, AL
 Mickey Miller Blackwell Stadium
 Weather: Sunny & Clear, Th- 80, Fr- 83, Sa- 84
 Host: Gulf Shores Sports Commission
 5/25/2017 - 5/27/2017

MEET OFFICIALS

Meet Director:
 Houston Young
Meet Referee:
 Lawhorn/Thurber/ Mitchell
Timing:
 www.cfpitiming.com



OFFICIAL MEET REPORT
 printed: 7/28/2017 2:59 PM

RESULTS

#30 Men's Long Jump (cont'd)

Pl	Name	Yr	Team	Mark	Rnd 1	Rnd 2	Rnd 3	Rnd 4	Rnd 5	Rnd 6
1	DIXON, ALAIN	JR	INDIANA TE	7.26m 23' 10" (+2.4)	7.26 (+2.4)	FOUL	FOUL	6.97 (+3.1)	FOUL	FOUL
2	HARRIS, K'LAN	JR	LINDSEY WI	7.25m 23' 9 1/2" (+3.6)	7.13 (+2.2)	FOUL	7.25 (+3.6)	FOUL	7.23 (+1.8)	6.88 (+2.0)
3	DOTSON, VERNEST	SR	HUSTON-TIL	7.08m 23' 2 3/4" (+2.0)	6.77 (+2.7)	7.08 (+2.0)	6.72 (+2.9)	PASS	PASS	PASS
4	ROBINSON, CARRINGTON	SR	INDIANA TE	7.07m 23' 2 1/2" (+1.2)	7.06 (+4.1)	7.06 (+0.6)	7.07 (+1.2)			
5	SNORGRASS, WILLIAM	JR	GRACELAND	7.06m 23' 2" (+3.1)	FOUL	FOUL	7.06 (+3.1)			
6	SMITH, KEVIN	JR	SPRING ARB	6.99m 22' 11 1/4" (+2.8)	6.99 (+2.8)	6.67 (+1.8)	6.97 (+1.8)			
7	PATRICK, DONTAVIOUS	FR	VOORHEES	6.77m 22' 2 1/2" (+1.7)	6.60 (+2.1)	FOUL	6.77 (+1.7)			
8	JONES, RYAN	SR	BETHEL (IND)	6.76m 22' 2 1/4" (+1.1)	6.35 (+3.1)	6.76 (+1.1)	6.76 (+1.7)			
	ROBINSON, KESHAWN	JR	INDIANA TE	DNS						

#32 Men's Triple Jump

W	World	18.29m	Jonathan Edwards	GBR	8/7/1995	Goteborg, SWE
A	American	18.09m	Kenny Harrison	Nike	7/27/1996	Atlanta, GA
N	NAIA Championship	16.32m	Carey Tyler	Biola, CA	1981	Houston, TX
C	College Outdoor	17.57m	Keith Connor	S.M.U.	6/5/1982	Provo, UT

1:30 PM (Day 3):

Pl	Name	Yr	Team	Mark	Rnd 1	Rnd 2	Rnd 3	Rnd 4	Rnd 5	Rnd 6	F(Pl)	Pts
1	MOSHELEKETI, GOABAONE	JR	LINDSEY WI	16.12m 52' 10 3/4" (+3.6)	15.63 (+1.5)	15.98 (+1.1)	PASS	16.02 (+1.0)	16.12 (+3.6)	15.87 (+1.0)	2(1)	10
2	BOYD, LEON	JR	WAYLAND B	15.54m 51' 0" (+2.0)	15.38 (+2.7)	FOUL	15.54 (+2.0)	15.09 (+0.9)	FOUL	FOUL	1(1)	8
3	BOBO, TREMAINE	SO	MISSOURI B	15.46m 50' 8 3/4" (+0.1)	14.67 (+0.0)	14.74 (+1.7)	15.46 (+0.1)	FOUL	PASS	PASS	1(2)	6
4	THOMPSON, ANTHONY	JR	LINDSEY WI	15.12m 49' 7 1/4" (+0.0)	15.12 (+0.0)	12.39 (+0.0)	14.11 (+1.6)	FOUL	14.62 (+1.5)	15.09 (+2.7)	2(2)	5
5	LINTZ, ISAAH	SR	INDIANA TE	14.90m 48' 10 3/4" (+0.9)	14.43 (+2.7)	FOUL	14.48 (+1.7)	14.43 (+2.9)	14.74 (+2.3)	14.90 (+0.9)	3(1)	4
6	DIXON, ALAIN	JR	INDIANA TE	14.73m 48' 4" (+1.7)	14.43 (+1.2)	14.62 (+2.0)	14.65 (+2.6)	FOUL	14.59 (+1.4)	14.73 (+1.7)	3(2)	3
7	DAVIS, JRYI	JR	POINT PARK	14.67m 48' 1 3/4" (+1.3)	FOUL	14.64 (-0.7)	14.18 (+1.4)	14.49 (+1.9)	14.67 (+1.3)	FOUL	1(3)	2
8	PARTEE, JORDAN	JR	INDIANA TE	14.63m 48' 0" (+0.9)	14.08 (+2.0)	14.44 (+1.9)	14.63 (+0.9)	FOUL	FOUL	14.63 (+3.1)	3(3)	1
9	AIKINS, AKWASI	FR	ST. FRANCIS	14.54m 47' 8 1/2" (+0.8)	14.42 (+1.7)	14.54 (+0.8)	13.62 (+0.5)	14.08 (+1.2)	14.40 (+1.7)	FOUL	2(3)	
10	PARKER, AVERY	JR	BAKER	14.43m 47' 4 1/4" (+2.1)	14.15 (+1.9)	13.72 (+1.4)	14.43 (+2.1)				3(4)	
11	LEWIS, MICHAEL	SR	MIDAMERIC	14.41m 47' 3 1/2" (+1.7)	13.67 (+3.2)	13.76 (+1.0)	14.41 (+1.7)				2(4)	
12	MUNKHOLM, JONNYTHAN	JR	MENLO COL	14.35m 47' 1" (+1.6)	13.45 (-0.7)	14.09 (+1.2)	14.35 (+1.6)				1(4)	
13	BARNES, JEREMI	FR	AVILA	14.35m 47' 1" (-0.5)	14.35 (-0.5)	FOUL	FOUL				1(4)	
14	KUSENA, SHINGAI	JR	DOANE	14.32m 46' 11 3/4" (+0.1)	FOUL	14.13 (+1.5)	14.32 (+0.1)				1(6)	
15	DOTSON, VERNEST	SR	HUSTON-TIL	14.17m 46' 6" (+0.8)	13.67 (+2.6)	14.05 (+1.8)	14.17 (+0.8)				1(7)	
16	PATRICK, DONTAVIOUS	FR	VOORHEES	14.17m 46' 6" (+2.1)	14.17 (+2.1)	13.94 (+0.4)	13.60 (+0.5)				2(5)	
17	COLEMAN, KEAIREZ	SO	XAVIER-LOU	14.15m 46' 5 1/4" (+1.4)	14.00 (+2.0)	14.15 (+1.4)	13.77 (+2.6)				2(6)	
18	IRVING, DONTE	FR	WAYLAND B	14.11m 46' 3 1/2" (+1.8)	FOUL	FOUL	14.11 (+1.8)				3(5)	
19	STANTON, TY	FR	DICKINSON	14.03m 46' 0 1/2" (+1.3)	13.24 (+1.1)	FOUL	14.03 (+1.3)				1(8)	
20	ARNOLD, HENRY	FR	DOANE	13.99m 45' 10 3/4" (+1.8)	FOUL	FOUL	13.99 (+1.8)				2(7)	
21	BAILEY, XAVIER	FR	UNION (KY.)	13.95m 45' 9 1/4" (+2.0)	13.95 (+2.0)	FOUL	13.76 (+1.3)				3(6)	
22	SPENCE, TOBIAS	FR	CARDINAL S	13.55m 44' 5 1/2" (+1.8)	13.55 (+1.8)	FOUL	FOUL				2(8)	
23	BELTZ, ZACH	SO	SOUTHERN	13.25m 43' 5 3/4" (+2.0)	12.98 (+1.6)	12.95 (+2.4)	13.25 (+2.0)				3(7)	
24	SALLEE, MASON	FR	VANGUARD	12.66m 41' 6 1/2" (+1.4)	FOUL	FOUL	12.66 (+1.4)				3(8)	
	MILLER, DE'ANDRE	JR	DOANE	NM	FOUL	FOUL	FOUL				2	
	CARTER, TYLER	FR	POINT PARK	NM							1	

FLIGHT RESULTS

Pl	Name	Yr	Team	Mark	Rnd 1	Rnd 2	Rnd 3	Rnd 4	Rnd 5	Rnd 6	
Flight 1 of 3											

NAIA OUTDOOR TRACK & FIELD CHAMPIONSHIPS 2017

Gulf Shores, AL

Mickey Miller Blackwell Stadium

Weather: Sunny & Clear, Th- 80, Fr- 83, Sa- 84

Host: Gulf Shores Sports Commission

5/25/2017 - 5/27/2017

MEET OFFICIALS

Meet Director:

Houston Young

Meet Referee:

Lawhorn/Thurber/ Mitchell

Timing:

www.cfpitiming.com



OFFICIAL MEET REPORT

printed: 7/28/2017 2:59 PM

RESULTS

#32 Men's Triple Jump (cont'd)

Pl	Name	Yr	Team	Mark		Rnd 1	Rnd 2	Rnd 3	Rnd 4	Rnd 5	Rnd 6
1	BOYD, LEON	JR	WAYLAND B	15.54m 51' 0"	(+2.0)	15.38 (+2.7)	FOUL	15.54 (+2.0)	15.09 (+0.9)	FOUL	FOUL
2	BOBO, TREMAINE	SO	MISSOURI B	15.46m 50' 8 ³ / ₄	(+0.1)	14.67 (+0.0)	14.74 (+1.7)	15.46 (+0.1)	FOUL	PASS	PASS
3	DAVIS, JRYI	JR	POINT PARK	14.67m 48' 1 ³ / ₄	(+1.3)	FOUL	14.64 (-0.7)	14.18 (+1.4)	14.49 (+1.9)	14.67 (+1.3)	FOUL
4	MUNKHOLM, JONNYTHAN	JR	MENLO COL	14.35m 47' 1"	(+1.6)	13.45 (-0.7)	14.09 (+1.2)	14.35 (+1.6)			
4	BARNES, JEREMI	FR	AVILA	14.35m 47' 1"	(-0.5)	14.35 (-0.5)	FOUL	FOUL			
6	KUSENA, SHINGAI	JR	DOANE	14.32m 46' 11 ³ / ₄	(+0.1)	FOUL	14.13 (+1.5)	14.32 (+0.1)			
7	DOTSON, VERNEST	SR	HUSTON-TIL	14.17m 46' 6"	(+0.8)	13.67 (+2.6)	14.05 (+1.8)	14.17 (+0.8)			
8	STANTON, TY	FR	DICKINSON	14.03m 46' 0 ¹ / ₂	(+1.3)	13.24 (+1.1)	FOUL	14.03 (+1.3)			
	CARTER, TYLER	FR	POINT PARK	NM							

Flight 2 of 3

1	MOSHELEKETI, GOABAONE	JR	LINDSEY WI	16.12m 52' 10 ³ / ₄	(+3.6)	15.63 (+1.5)	15.98 (+1.1)	PASS	16.02 (+1.0)	16.12 (+3.6)	15.87 (+1.0)
2	THOMPSON, ANTHONY	JR	LINDSEY WI	15.12m 49' 7 ¹ / ₄	(+0.0)	15.12 (+0.0)	12.39 (+0.0)	14.11 (+1.6)	FOUL	14.62 (+1.5)	15.09 (+2.7)
3	AIKINS, AKWASI	FR	ST. FRANCIS	14.54m 47' 8 ¹ / ₂	(+0.8)	14.42 (+1.7)	14.54 (+0.8)	13.62 (+0.5)	14.08 (+1.2)	14.40 (+1.7)	FOUL
4	LEWIS, MICHAEL	SR	MIDAMERIC	14.41m 47' 3 ¹ / ₂	(+1.7)	13.67 (+3.2)	13.76 (+1.0)	14.41 (+1.7)			
5	PATRICK, DONTAVIOUS	FR	VOORHEES	14.17m 46' 6"	(+2.1)	14.17 (+2.1)	13.94 (+0.4)	13.60 (+0.5)			
6	COLEMAN, KEAIREZ	SO	XAVIER-LOU	14.15m 46' 5 ¹ / ₄	(+1.4)	14.00 (+2.0)	14.15 (+1.4)	13.77 (+2.6)			
7	ARNOLD, HENRY	FR	DOANE	13.99m 45' 10 ³ / ₄	(+1.8)	FOUL	FOUL	13.99 (+1.8)			
8	SPENCE, TOBIAS	FR	CARDINAL S	13.55m 44' 5 ¹ / ₂	(+1.8)	13.55 (+1.8)	FOUL	FOUL			
	MILLER, DE'ANDRE	JR	DOANE	NM		FOUL	FOUL	FOUL			

Flight 3 of 3

1	LINTZ, ISAIAH	SR	INDIANA TE	14.90m 48' 10 ³ / ₄	(+0.9)	14.43 (+2.7)	FOUL	14.48 (+1.7)	14.43 (+2.9)	14.74 (+2.3)	14.90 (+0.9)
2	DIXON, ALAIN	JR	INDIANA TE	14.73m 48' 4"	(+1.7)	14.43 (+1.2)	14.62 (+2.0)	14.65 (+2.6)	FOUL	14.59 (+1.4)	14.73 (+1.7)
3	PARTEE, JORDAN	JR	INDIANA TE	14.63m 48' 0"	(+0.9)	14.08 (+2.0)	14.44 (+1.9)	14.63 (+0.9)	FOUL	FOUL	14.63 (+3.1)
4	PARKER, AVERY	JR	BAKER	14.43m 47' 4 ¹ / ₄	(+2.1)	14.15 (+1.9)	13.72 (+1.4)	14.43 (+2.1)			
5	IRVING, DONTE	FR	WAYLAND B	14.11m 46' 3 ¹ / ₂	(+1.8)	FOUL	FOUL	14.11 (+1.8)			
6	BAILEY, XAVIER	FR	UNION (KY.)	13.95m 45' 9 ¹ / ₄	(+2.0)	13.95 (+2.0)	FOUL	13.76 (+1.3)			
7	BELTZ, ZACH	SO	SOUTHERN	13.25m 43' 5 ³ / ₄	(+2.0)	12.98 (+1.6)	12.95 (+2.4)	13.25 (+2.0)			
8	SALLEE, MASON	FR	VANGUARD	12.66m 41' 6 ¹ / ₂	(+1.4)	FOUL	FOUL	12.66 (+1.4)			

#34 Men's Shot Put

W	World	23.12m	Randy Barnes	USA	5/20/1990	Westwood, CA
A	American	23.13m	Randy Barnes	Mazda TC	5/20/1990	Westwood, CA
N	NAIA Championship	20.06m	Steve Ercegovac	Taylor, IN	2000	Abbotsford, BC,
C	College Outdoor	22.00m	John Godina	UCLA	6/3/1995	Knoxville, TN

1:00 PM (Day 3):

Pl	Name	Yr	Team	Mark	Rnd 1	Rnd 2	Rnd 3	Rnd 4	Rnd 5	Rnd 6	F(Pl)	Pts
1	WELLINGTON, ALEX	JR	HASTINGS	18.06m 59' 3 ¹ / ₄	16.87	17.28	17.30	17.52	17.62	18.06	3(1)	10
2	BRITTAIN, ZACH	SO	DOANE	17.52m 57' 6"	16.14	17.41	17.52	17.34	FOUL	17.27	2(1)	8
3	LURZ, ZACHARY	SR	CONCORDIA	17.49m 57' 4 ³ / ₄	16.65	16.19	16.47	FOUL	17.49	17.27	1(1)	6
4	BERRECKMAN, BEN	JR	DOANE	17.21m 56' 5 ³ / ₄	16.25	FOUL	16.13	16.09	16.28	17.21	2(2)	5
5	VOLLRATH, BRYCE	FR	OLIVET NAZ	17.04m 55' 11 ¹ / ₄	17.04	16.00	16.65	16.97	16.64	FOUL	1(2)	4
6	EMTER, CHRIS	JR	CARROLL	16.87m 55' 4 ¹ / ₂	15.88	16.40	16.87	16.51	16.20	16.52	2(3)	3
7	SABATA, SETH	SO	MIDLAND	16.77m 55' 0 ¹ / ₂	16.16	16.24	16.12	16.77	16.60	FOUL	3(2)	2
8	STUART, MALIK	JR	INDIANA TE	16.27m 53' 4 ³ / ₄	FOUL	16.27	FOUL	FOUL	FOUL	FOUL	1(3)	1
9	BOELLSTORFF, CODY	SR	CONCORDIA	16.18m 53' 1 ¹ / ₄	15.50	16.05	16.18	FOUL	FOUL	FOUL	3(3)	
10	LYNCH, DANIEL	SO	WEST VIRGI	16.15m 53' 0"	16.15	15.36	15.90				3(4)	
11	WILSON, KYLE	JR	BETHEL (KA)	15.88m 52' 1 ¹ / ₂	15.07	15.88	15.54				1(4)	

NAIA OUTDOOR TRACK & FIELD CHAMPIONSHIPS 2017

Gulf Shores, AL

Mickey Miller Blackwell Stadium

Weather: Sunny & Clear, Th- 80, Fr- 83, Sa- 84

Host: Gulf Shores Sports Commission

5/25/2017 - 5/27/2017

MEET OFFICIALS

Meet Director:


Houston Young

Meet Referee:

Lawhorn/Thurber/ Mitchell

Timing:

www.cfpitiming.com



OFFICIAL MEET REPORT

printed: 7/28/2017 2:59 PM

RESULTS

#34 Men's Shot Put (cont'd)

1:00 PM (Day 3):

Pl Name	Yr Team	Mark	Rnd 1	Rnd 2	Rnd 3	Rnd 4	Rnd 5	Rnd 6	F(Pl)	Pts
12 OSTRANDER, KYLE	SR BETHEL (IND)	15.64m 51' 4"	FOUL	FOUL	15.64					2(4)
13 MEYER, BEAUGH	JR CARROLL	15.57m 51' 1 ¹ / ₄	15.51	FOUL	15.57					2(5)
14 BAUMAN, CODY	JR NORTHWES	15.53m 50' 11 ³ / ₄	15.53	15.40	15.53					2(6)
15 RILEY, NATHAN	SO INDIANA TE	15.45m 50' 8 ¹ / ₂	14.33	15.45	FOUL					3(5)
16 SEDDON, DEREK	SR WILLIAM PE	15.31m 50' 3"	15.08	FOUL	15.31					2(7)
17 WEIDENHAMER, CLAY	SR AQUINAS	15.12m 49' 7 ¹ / ₂	FOUL	15.12	FOUL					1(5)
18 KREUTZER, PHILIP	SR CONCORDIA	14.68m 48' 2 ¹ / ₄	FOUL	14.68	FOUL					1(6)
19 DREW, ROBERT	JR SIENA HEIG	14.58m 47' 10 ¹ / ₄	FOUL	FOUL	14.58					3(6)
20 STEELE, RAY	FR WILLIAM WO	14.54m 47' 8 ³ / ₄	FOUL	14.54	FOUL					1(7)
21 JENSEN, MICHAEL	SO OTTAWA	14.48m 47' 6 ¹ / ₄	14.27	14.29	14.48					3(7)
22 MITCHELL, KYLE	SR ST. FRANCIS	14.18m 46' 6 ¹ / ₂	FOUL	FOUL	14.18					1(8)
23 SOVIK, MITCHELL	SO MOUNT VER	13.49m 44' 3 ¹ / ₄	FOUL	13.49	FOUL					3(8)
PEOPLES, CORY	JR BAKER	DNS								2
COIL, BRENNAN	SO INDIANA WE	FOUL	FOUL	FOUL	FOUL					2
JUDSON, GRANT	SR OLIVET NAZ	FOUL	FOUL	FOUL	FOUL					1

FLIGHT RESULTS


Pl Name	Yr Team	Mark	Rnd 1	Rnd 2	Rnd 3	Rnd 4	Rnd 5	Rnd 6	
Flight 1 of 3									
1 LURZ, ZACHARY	SR CONCORDIA	17.49m 57' 4 ³ / ₄	16.65	16.19	16.47	FOUL	17.49	17.27	
2 VOLLRATH, BRYCE	FR OLIVET NAZ	17.04m 55' 11 ¹ / ₄	17.04	16.00	16.65	16.97	16.64	FOUL	
3 STUART, MALIK	JR INDIANA TE	16.27m 53' 4 ³ / ₄	FOUL	16.27	FOUL	FOUL	FOUL	FOUL	
4 WILSON, KYLE	JR BETHEL (KA)	15.88m 52' 1 ¹ / ₂	15.07	15.88	15.54				
5 WEIDENHAMER, CLAY	SR AQUINAS	15.12m 49' 7 ¹ / ₂	FOUL	15.12	FOUL				
6 KREUTZER, PHILIP	SR CONCORDIA	14.68m 48' 2 ¹ / ₄	FOUL	14.68	FOUL				
7 STEELE, RAY	FR WILLIAM WO	14.54m 47' 8 ³ / ₄	FOUL	14.54	FOUL				
8 MITCHELL, KYLE	SR ST. FRANCIS	14.18m 46' 6 ¹ / ₂	FOUL	FOUL	14.18				
JUDSON, GRANT	SR OLIVET NAZ	FOUL	FOUL	FOUL	FOUL				
Flight 2 of 3									
1 BRITAIN, ZACH	SO DOANE	17.52m 57' 6"	16.14	17.41	17.52	17.34	FOUL	17.27	
2 BERRECKMAN, BEN	JR DOANE	17.21m 56' 5 ³ / ₄	16.25	FOUL	16.13	16.09	16.28	17.21	
3 EMTER, CHRIS	JR CARROLL	16.87m 55' 4 ¹ / ₂	15.88	16.40	16.87	16.51	16.20	16.52	
4 OSTRANDER, KYLE	SR BETHEL (IND)	15.64m 51' 4"	FOUL	FOUL	15.64				
5 MEYER, BEAUGH	JR CARROLL	15.57m 51' 1 ¹ / ₄	15.51	FOUL	15.57				
6 BAUMAN, CODY	JR NORTHWES	15.53m 50' 11 ³ / ₄	15.53	15.40	15.53				
7 SEDDON, DEREK	SR WILLIAM PE	15.31m 50' 3"	15.08	FOUL	15.31				
PEOPLES, CORY	JR BAKER	DNS							
COIL, BRENNAN	SO INDIANA WE	FOUL	FOUL	FOUL	FOUL				
Flight 3 of 3									
1 WELLINGTON, ALEX	JR HASTINGS	18.06m 59' 3 ¹ / ₄	16.87	17.28	17.30	17.52	17.62	18.06	
2 SABATA, SETH	SO MIDLAND	16.77m 55' 0 ¹ / ₂	16.16	16.24	16.12	16.77	16.60	FOUL	
3 BOELLSTORFF, CODY	SR CONCORDIA	16.18m 53' 1 ¹ / ₄	15.50	16.05	16.18	FOUL	FOUL	FOUL	
4 LYNCH, DANIEL	SO WEST VIRGI	16.15m 53' 0"	16.15	15.36	15.90				
5 RILEY, NATHAN	SO INDIANA TE	15.45m 50' 8 ¹ / ₂	14.33	15.45	FOUL				
6 DREW, ROBERT	JR SIENA HEIG	14.58m 47' 10 ¹ / ₄	FOUL	FOUL	14.58				

NAIA OUTDOOR TRACK & FIELD CHAMPIONSHIPS 2017

Gulf Shores, AL
 Mickey Miller Blackwell Stadium
 Weather: Sunny & Clear, Th- 80, Fr- 83, Sa- 84
 Host: Gulf Shores Sports Commission
 5/25/2017 - 5/27/2017

MEET OFFICIALS

Meet Director:
 Houston Young
Meet Referee:
 Lawhorn/Thurber/ Mitchell
Timing:
 www.cfpitiming.com



OFFICIAL MEET REPORT
 printed: 7/28/2017 2:59 PM

RESULTS

#34 Men's Shot Put (cont'd)

Pl	Name	Yr Team	Mark	Rnd 1	Rnd 2	Rnd 3	Rnd 4	Rnd 5	Rnd 6
7	JENSEN, MICHAEL	SO OTTAWA	14.48m 47' 6 ¹ / ₄	14.27	14.29	14.48			
8	SOVIK, MITCHELL	SO MOUNT VER	13.49m 44' 3 ¹ / ₄	FOUL	13.49	FOUL			

#36 Men's Discus

W	World	74.08m	Jurgen Schult	GDR	6/6/1986	Neubrandenburg,
A	American	72.34m	Ben Plucknett	SoCal Striders	7/7/1981	Stockholm, SWE
N	NAIA Championship	64.08m	Ade Olukoju	Azusa Pacific, CA	1990	Stephenville, TX
C	College Outdoor	68.16m	Julian Wruck	U.C.L.A.	6/1/2013	Claremont, CA

5:00 PM (Day 2):

Pl	Name	Yr Team	Mark	Rnd 1	Rnd 2	Rnd 3	Rnd 4	Rnd 5	Rnd 6	F(Pl)	Pts
1	SEDDON, DEREK	SR WILLIAM PE	55.77m 183' 0"	FOUL	54.23	FOUL	55.77	51.92	50.67	1(1)	10
2	MICOZZI, ELIAS	SR BETHEL (IND)	54.29m 178' 1 ³ / ₄	53.13	54.29	FOUL	53.11	54.00	54.07	3(1)	8
3	BRITAIN, ZACH	SO DOANE	52.72m 172' 11 ³ / ₄	52.40	FOUL	FOUL	51.90	52.11	52.72	2(1)	6
4	LURZ, ZACHARY	SR CONCORDIA	52.15m 171' 1 ¹ / ₂	FOUL	50.05	50.72	50.92	51.57	52.15	3(2)	5
5	LINDSLEY, JUSTON	JR COLLEGE O	51.55m 169' 1 ³ / ₄	FOUL	46.29	51.55	FOUL	48.36	49.16	3(3)	4
6	VAN KEMPEN, IKE	SO DORDT	51.00m 167' 4 ¹ / ₄	47.70	51.00	48.58	48.86	FOUL	FOUL	2(2)	3
7	KUNST, ZACHERY	FR SIENA HEIG	50.49m 165' 8"	46.83	50.49	FOUL	FOUL	FOUL	FOUL	1(2)	2
8	BOELLSTORFF, CODY	SR CONCORDIA	50.20m 164' 8 ³ / ₄	50.20	FOUL	47.94	FOUL	49.32	48.78	3(4)	1
9	COIL, BRENNAN	SO INDIANA WE	50.19m 164' 8 ¹ / ₄	50.19	48.69	44.85	47.56	49.68	47.70	2(3)	
10	ROBINSON, DEREK	JR WILLIAM PE	48.93m 160' 6 ³ / ₄	48.92	47.52	48.93				1(3)	
11	MITCHELL, KYLE	SR ST. FRANCIS	48.67m 159' 8 ¹ / ₂	47.95	48.67	FOUL				2(4)	
12	GOELLER, JACOB	SO GRAND VIE	48.19m 158' 1 ¹ / ₂	47.93	FOUL	48.19				1(4)	
13	PIATEK, JOHN	SO AQUINAS	48.05m 157' 8"	47.46	47.96	48.05				1(5)	
14	PAUL, MALIK	FR USC-BEAUF	47.67m 156' 5"	47.09	47.67	47.48				3(5)	
15	PUGH, EVAN	FR LOURDES	47.40m 155' 6 ¹ / ₂	46.11	47.40	42.67				3(6)	
16	DREW, ROBERT	JR SIENA HEIG	47.10m 154' 6 ¹ / ₂	FOUL	47.10	28.01				1(6)	
17	VOLLRATH, BRYCE	FR OLIVET NAZ	47.01m 154' 3"	45.46	FOUL	47.01				2(5)	
18	MITCHELL, TAYLOR	SR GRAND VIE	46.76m 153' 5 ¹ / ₄	46.76	FOUL	46.64				1(7)	
19	STUART, MALIK	JR INDIANA TE	46.41m 152' 3 ¹ / ₂	46.41	FOUL	45.97				2(6)	
20	LAKE, AL	JR DAVENPORT	46.24m 151' 8 ³ / ₄	FOUL	45.36	46.24				1(8)	
21	WESTHOFF, TREVOR	SO BRIAR CLIFF	46.10m 151' 3 ¹ / ₄	45.46	46.10	FOUL				2(7)	
22	MCDONALD, JOEY	SO MOUNT VER	45.64m 149' 9"	45.64	44.66	42.09				2(8)	
23	BERRECKMAN, BEN	JR DOANE	45.26m 148' 6 ¹ / ₄	FOUL	45.26	FOUL				3(7)	
24	SEITZ, MACALLISTER	SR GRACE	45.14m 148' 1 ¹ / ₂	FOUL	45.14	44.71				1(9)	
25	SIEFKEN, CLAY	SO GRAND VIE	45.12m 148' 0 ³ / ₄	45.12	43.83	FOUL				3(8)	
26	CORNELIO, JACOB	FR CONCORDIA	44.75m 146' 10"	FOUL	44.57	44.75				2(9)	
27	WILSON, KYLE	JR BETHEL (KA)	44.57m 146' 3"	43.92	40.41	44.57				3(9)	
28	BROWN, JOSH	SO COLLEGE O	44.33m 145' 5 ¹ / ₂	42.88	44.33	FOUL				1(10)	
29	LEMS, TYLER	SO DAKOTA ST	42.54m 139' 7"	FOUL	42.54	FOUL				3(10)	
	HOUSER, NATHAN	SO MIDLAND	FOUL	FOUL	FOUL	FOUL				2	

FLIGHT RESULTS


Pl	Name	Yr Team	Mark	Rnd 1	Rnd 2	Rnd 3	Rnd 4	Rnd 5	Rnd 6	
Flight 1 of 3										
1	SEDDON, DEREK	SR WILLIAM PE	55.77m 183' 0"	FOUL	54.23	FOUL	55.77	51.92	50.67	
2	KUNST, ZACHERY	FR SIENA HEIG	50.49m 165' 8"	46.83	50.49	FOUL	FOUL	FOUL	FOUL	
3	ROBINSON, DEREK	JR WILLIAM PE	48.93m 160' 6 ³ / ₄	48.92	47.52	48.93				

NAIA OUTDOOR TRACK & FIELD CHAMPIONSHIPS 2017

Gulf Shores, AL
 Mickey Miller Blackwell Stadium
 Weather: Sunny & Clear, Th- 80, Fr- 83, Sa- 84
 Host: Gulf Shores Sports Commission
 5/25/2017 - 5/27/2017

MEET OFFICIALS

Meet Director:
Houston Young
Meet Referee:
Lawhorn/Thurber/ Mitchell
Timing:
www.cfpitiming.com



OFFICIAL MEET REPORT
 printed: 7/28/2017 2:59 PM

RESULTS

#36 Men's Discus (cont'd)

Pl	Name	Yr Team	Mark	Rnd 1	Rnd 2	Rnd 3	Rnd 4	Rnd 5	Rnd 6
4	GOELLER, JACOB	SO GRAND VIE	48.19m 158' 1 1/2"	47.93	FOUL	48.19			
5	PIATEK, JOHN	SO AQUINAS	48.05m 157' 8"	47.46	47.96	48.05			
6	DREW, ROBERT	JR SIENA HEIG	47.10m 154' 6 1/2"	FOUL	47.10	28.01			
7	MITCHELL, TAYLOR	SR GRAND VIE	46.76m 153' 5 1/4"	46.76	FOUL	46.64			
8	LAKE, AL	JR DAVENPORT	46.24m 151' 8 3/4"	FOUL	45.36	46.24			
9	SEITZ, MACALLISTER	SR GRACE	45.14m 148' 1 1/2"	FOUL	45.14	44.71			
10	BROWN, JOSH	SO COLLEGE O	44.33m 145' 5 1/2"	42.88	44.33	FOUL			

Flight 2 of 3

1	BRITAIN, ZACH	SO DOANE	52.72m 172' 11 3/4"	52.40	FOUL	FOUL	51.90	52.11	52.72
2	VAN KEMPEN, IKE	SO DORDT	51.00m 167' 4 1/4"	47.70	51.00	48.58	48.86	FOUL	FOUL
3	COIL, BRENNAN	SO INDIANA WE	50.19m 164' 8 1/4"	50.19	48.69	44.85	47.56	49.68	47.70
4	MITCHELL, KYLE	SR ST. FRANCIS	48.67m 159' 8 1/2"	47.95	48.67	FOUL			
5	VOLLRATH, BRYCE	FR OLIVET NAZ	47.01m 154' 3"	45.46	FOUL	47.01			
6	STUART, MALIK	JR INDIANA TE	46.41m 152' 3 1/2"	46.41	FOUL	45.97			
7	WESTHOFF, TREVOR	SO BRIAR CLIFF	46.10m 151' 3 1/4"	45.46	46.10	FOUL			
8	MCDONALD, JOEY	SO MOUNT VER	45.64m 149' 9"	45.64	44.66	42.09			
9	CORNELIO, JACOB	FR CONCORDIA	44.75m 146' 10"	FOUL	44.57	44.75			
	HOUSER, NATHAN	SO MIDLAND	FOUL	FOUL	FOUL	FOUL			

Flight 3 of 3

1	MICOZZI, ELIAS	SR BETHEL (IND)	54.29m 178' 1 3/4"	53.13	54.29	FOUL	53.11	54.00	54.07
2	LURZ, ZACHARY	SR CONCORDIA	52.15m 171' 1 1/2"	FOUL	50.05	50.72	50.92	51.57	52.15
3	LINDSLEY, JUSTON	JR COLLEGE O	51.55m 169' 1 3/4"	FOUL	46.29	51.55	FOUL	48.36	49.16
4	BOELLSTORFF, CODY	SR CONCORDIA	50.20m 164' 8 3/4"	50.20	FOUL	47.94	FOUL	49.32	48.78
5	PAUL, MALIK	FR USC-BEAUF	47.67m 156' 5"	47.09	47.67	47.48			
6	PUGH, EVAN	FR LOURDES	47.40m 155' 6 1/2"	46.11	47.40	42.67			
7	BERRECKMAN, BEN	JR DOANE	45.26m 148' 6 1/4"	FOUL	45.26	FOUL			
8	SIEFKEN, CLAY	SO GRAND VIE	45.12m 148' 0 3/4"	45.12	43.83	FOUL			
9	WILSON, KYLE	JR BETHEL (KA)	44.57m 146' 3"	43.92	40.41	44.57			
10	LEMS, TYLER	SO DAKOTA ST	42.54m 139' 7"	FOUL	42.54	FOUL			

#38 Men's Hammer

W World	86.74m	Yuriy Sedykh	USSR	8/30/1986	Stuttgart, GER
A American	82.52m	Lance Deal	NYAC	9/7/1996	Milan, ITA
N NAIA Championship	70.46m	Per Karlsson	Point Loma Nazarene, CA	1992	Abbotsford, BC,
C College Outdoor	81.94m	Balazs Kiss	So. California	5/19/1995	Tucson, AZ

1:00 PM (Day 1):

Pl	Name	Yr Team	Mark	Rnd 1	Rnd 2	Rnd 3	Rnd 4	Rnd 5	Rnd 6	F(Pl)	Pts
1	BOELLSTORFF, CODY	SR CONCORDIA	64.80m 212' 7 1/2"	63.67	64.49	63.25	FOUL	FOUL	64.80	3(1)	10
2	ESCOBEDO, ERIK	JR BETHEL (IND)	62.27m 204' 3 3/4"	60.62	FOUL	62.27	57.65	FOUL	59.20	1(1)	8
3	LURZ, ZACHARY	SR CONCORDIA	61.23m 200' 11"	61.23	60.34	59.87	58.33	FOUL	FOUL	2(1)	6
4	HOFFMAN, ZEBULIAH	SR EVERGREE	61.11m 200' 6 1/4"	FOUL	57.35	57.27	FOUL	FOUL	61.11	2(2)	5
5	KREUTZER, PHILIP	SR CONCORDIA	57.82m 189' 8 3/4"	52.65	57.82	57.68	56.51	FOUL	56.83	1(2)	4
6	WELLINGTON, ALEX	JR HASTINGS	57.27m 187' 11"	54.41	55.75	FOUL	57.27	FOUL	53.78	2(3)	3
7	LAKE, AL	JR DAVENPORT	56.93m 186' 9 1/2"	54.10	52.42	56.54	56.93	FOUL	FOUL	2(4)	2
8	SABATA, SETH	SO MIDLAND	56.85m 186' 6 1/2"	56.85	54.71	56.29	55.69	56.30	FOUL	2(5)	1
9	COMPAGNER, JACOB	JR SIENA HEIG	56.16m 184' 3 1/4"	56.16	FOUL	FOUL	55.86	52.66	52.73	1(3)	
10	HOUSER, NATHAN	SO MIDLAND	54.76m 179' 8 1/4"	54.76	FOUL	FOUL				2(6)	

NAIA OUTDOOR TRACK & FIELD CHAMPIONSHIPS 2017

Gulf Shores, AL

Mickey Miller Blackwell Stadium

Weather: Sunny & Clear, Th- 80, Fr- 83, Sa- 84

Host: Gulf Shores Sports Commission

5/25/2017 - 5/27/2017

MEET OFFICIALS

Meet Director:


Houston Young

Meet Referee:

Lawhorn/Thurber/ Mitchell

Timing:

www.cfpitiming.com



OFFICIAL MEET REPORT

printed: 7/28/2017 2:59 PM

RESULTS

#38 Men's Hammer (cont'd)

1:00 PM (Day 1):

Pl	Name	Yr	Team	Mark	Rnd 1	Rnd 2	Rnd 3	Rnd 4	Rnd 5	Rnd 6	F (Pl)	Pts
11	SVOBODA, CHRIS	JR	DOANE	54.25m 178' 0"	54.25	FOUL	54.22					3(2)
12	TURNER, GABE	SR	CORNERST	53.19m 174' 6 ¹ / ₄	51.50	53.19	53.04					1(4)
13	PIROMARI, KARDOKH	SR	DAVENPORT	53.17m 174' 5 ¹ / ₂	FOUL	53.17	FOUL					2(7)
14	LINDSLEY, JUSTON	JR	COLLEGE O	52.96m 173' 9 ¹ / ₄	52.96	52.28	FOUL					2(8)
15	SEDDON, DEREK	SR	WILLIAM PE	52.74m 173' 0 ³ / ₄	FOUL	FOUL	52.74					1(5)
16	KATON, SAM	JR	DAVENPORT	51.98m 170' 6 ³ / ₄	51.98	50.92	51.72					1(6)
17	YEP, SEBASTIAN	FR	BRITISH CO	51.58m 169' 3"	51.58	49.96	50.98					3(3)
18	DANTONA, HARRY	SR	TAYLOR	51.42m 168' 8 ³ / ₄	51.42	50.05	50.62					2(9)
19	WELSH, IAN	SR	ST. FRANCIS	50.95m 167' 2 ¹ / ₄	FOUL	49.25	50.95					3(4)
20	MICOZZI, ELIAS	SR	BETHEL (IND)	50.74m 166' 6"	50.74	FOUL	47.23					3(5)
21	SIEFKEN, CLAY	SO	GRAND VIE	50.71m 166' 4 ³ / ₄	47.66	FOUL	50.71					1(7)
22	QUIRING, DANIEL	SR	TABOR	50.68m 166' 3 ¹ / ₂	FOUL	FOUL	50.68					1(8)
23	DAVELAAR, DAVID	JR	DORDT	50.46m 165' 7"	47.17	FOUL	50.46					1(9)
24	CORNELIO, JACOB	FR	CONCORDIA	50.45m 165' 6 ¹ / ₂	FOUL	50.45	FOUL					2(10)
25	MITCHELL, TAYLOR	SR	GRAND VIE	50.09m 164' 4 ¹ / ₄	50.09	49.32	FOUL					3(6)
26	TOLEDO, ERIC	SO	DAVENPORT	49.99m 164' 0 ¹ / ₂	48.35	48.46	49.99					3(7)
27	BROWN, JACOB	JR	GRACE	49.71m 163' 1 ¹ / ₄	48.27	49.71	FOUL					1(10)
28	ARELLANOS, ARMANDO	SO	MOUNT MER	49.03m 160' 10 ¹ / ₂	48.29	49.03	FOUL					3(8)
	PEOPLES, CORY	JR	BAKER	DNS	FOUL	FOUL	FOUL					3
	STUCKEY, ISAAC	SO	GRACE	FOUL	FOUL	FOUL	FOUL					3

FLIGHT RESULTS

Pl	Name	Yr	Team	Mark	Rnd 1	Rnd 2	Rnd 3	Rnd 4	Rnd 5	Rnd 6	
Flight 1 of 3											
1	ESCOBEDO, ERIK	JR	BETHEL (IND)	62.27m 204' 3 ³ / ₄	60.62	FOUL	62.27	57.65	FOUL	59.20	
2	KREUTZER, PHILIP	SR	CONCORDIA	57.82m 189' 8 ³ / ₄	52.65	57.82	57.68	56.51	FOUL	56.83	
3	COMPAGNER, JACOB	JR	SIENA HEIG	56.16m 184' 3 ¹ / ₄	56.16	FOUL	FOUL	55.86	52.66	52.73	
4	TURNER, GABE	SR	CORNERST	53.19m 174' 6 ¹ / ₄	51.50	53.19	53.04				
5	SEDDON, DEREK	SR	WILLIAM PE	52.74m 173' 0 ³ / ₄	FOUL	FOUL	52.74				
6	KATON, SAM	JR	DAVENPORT	51.98m 170' 6 ³ / ₄	51.98	50.92	51.72				
7	SIEFKEN, CLAY	SO	GRAND VIE	50.71m 166' 4 ³ / ₄	47.66	FOUL	50.71				
8	QUIRING, DANIEL	SR	TABOR	50.68m 166' 3 ¹ / ₂	FOUL	FOUL	50.68				
9	DAVELAAR, DAVID	JR	DORDT	50.46m 165' 7"	47.17	FOUL	50.46				
10	BROWN, JACOB	JR	GRACE	49.71m 163' 1 ¹ / ₄	48.27	49.71	FOUL				
Flight 2 of 3											
1	LURZ, ZACHARY	SR	CONCORDIA	61.23m 200' 11"	61.23	60.34	59.87	58.33	FOUL	FOUL	
2	HOFFMAN, ZEBULIAH	SR	EVERGREE	61.11m 200' 6 ¹ / ₄	FOUL	57.35	57.27	FOUL	FOUL	61.11	
3	WELLINGTON, ALEX	JR	HASTINGS	57.27m 187' 11"	54.41	55.75	FOUL	57.27	FOUL	53.78	
4	LAKE, AL	JR	DAVENPORT	56.93m 186' 9 ¹ / ₂	54.10	52.42	56.54	56.93	FOUL	FOUL	
5	SABATA, SETH	SO	MIDLAND	56.85m 186' 6 ¹ / ₂	56.85	54.71	56.29	55.69	56.30	FOUL	
6	HOUSER, NATHAN	SO	MIDLAND	54.76m 179' 8 ¹ / ₄	54.76	FOUL	FOUL				
7	PIROMARI, KARDOKH	SR	DAVENPORT	53.17m 174' 5 ¹ / ₂	FOUL	53.17	FOUL				
8	LINDSLEY, JUSTON	JR	COLLEGE O	52.96m 173' 9 ¹ / ₄	52.96	52.28	FOUL				
9	DANTONA, HARRY	SR	TAYLOR	51.42m 168' 8 ³ / ₄	51.42	50.05	50.62				
10	CORNELIO, JACOB	FR	CONCORDIA	50.45m 165' 6 ¹ / ₂	FOUL	50.45	FOUL				

NAIA OUTDOOR TRACK & FIELD CHAMPIONSHIPS 2017

Gulf Shores, AL

Mickey Miller Blackwell Stadium

Weather: Sunny & Clear, Th- 80, Fr- 83, Sa- 84

Host: Gulf Shores Sports Commission

5/25/2017 - 5/27/2017

MEET OFFICIALS

Meet Director:


Houston Young

Meet Referee:

Lawhorn/Thurber/ Mitchell

Timing:

www.cfpitiming.com



OFFICIAL MEET REPORT

printed: 7/28/2017 2:59 PM

RESULTS

#38 Men's Hammer (cont'd)

Pl	Name	Yr	Team	Mark	Rnd 1	Rnd 2	Rnd 3	Rnd 4	Rnd 5	Rnd 6
Flight 3 of 3										
1	BOELLSTORFF, CODY	SR	CONCORDIA	64.80m 212' 7 ¹ / ₂ "	63.67	64.49	63.25	FOUL	FOUL	64.80
2	SVOBODA, CHRIS	JR	DOANE	54.25m 178' 0"	54.25	FOUL	54.22			
3	YEP, SEBASTIAN	FR	BRITISH CO	51.58m 169' 3"	51.58	49.96	50.98			
4	WELSH, IAN	SR	ST. FRANCIS	50.95m 167' 2 ¹ / ₄ "	FOUL	49.25	50.95			
5	MICOZZI, ELIAS	SR	BETHEL (IND)	50.74m 166' 6"	50.74	FOUL	47.23			
6	MITCHELL, TAYLOR	SR	GRAND VIE	50.09m 164' 4 ¹ / ₄ "	50.09	49.32	FOUL			
7	TOLEDO, ERIC	SO	DAVENPORT	49.99m 164' 0 ¹ / ₂ "	48.35	48.46	49.99			
8	ARELLANOS, ARMANDO	SO	MOUNT MER	49.03m 160' 10 ¹ / ₂ "	48.29	49.03	FOUL			
	PEOPLES, CORY	JR	BAKER	DNS	FOUL	FOUL	FOUL			
	STUCKEY, ISAAC	SO	GRACE	FOUL	FOUL	FOUL	FOUL			

#40 Men's Javelin

W	World	98.48m	Jan Zelezny	CZE	5/25/1996	Jena, GER
A	American	91.29m	Breaux Greer	adidas	6/21/2007	Indianapolis, IN
N	NAIA Championship	75.46m	Rick Simoncic	Pittsburg State, KS	1986	Russellville, AR
C	College Outdoor	89.10m	Patrik Boden	Texas	3/24/1990	Austin, TX

5:30 PM (Day 1):

Pl	Name	Yr	Team	Mark	Rnd 1	Rnd 2	Rnd 3	Rnd 4	Rnd 5	Rnd 6	F(Pl)	Pts
1	SALDANA, PANCHO	SR	EASTERN O	67.50m 221' 5 ³ / ₄ "	67.50	67.12	FOUL	61.78	61.31	61.54	2(1)	10
2	WOLTERS, BRANDT	SO	MCPHERSO	62.55m 205' 2 ³ / ₄ "	59.40	58.02	56.32	58.16	53.00	62.55	1(1)	8
3	BARNETT, DAVID	SR	CARROLL	62.35m 204' 7"	61.78	58.88	61.53	57.39	58.85	62.35	1(2)	6
4	SIMPSON, JALON	FR	OLIVET NAZ	61.09m 200' 5 ¹ / ₂ "	49.62	61.09	58.07	55.22	FOUL	FOUL	1(3)	5
5	HACKNEY, CHRISTIAN	JR	NORTHWES	59.54m 195' 4 ¹ / ₄ "	57.71	54.83	56.00	55.17	55.67	59.54	1(4)	4
6	PEPIN, TREVOR	FR	GREAT FALL	57.63m 189' 1 ¹ / ₄ "	57.63	FOUL	55.81	55.30	54.58	55.25	1(5)	3
7	MCCOLLUM, DAN	SR	WESTMONT	56.50m 185' 4 ³ / ₄ "	FOUL	55.80	55.17	56.50	54.89	52.75	2(2)	2
8	DUDLEY, GORDON	SO	REINHARDT	56.35m 184' 10 ³ / ₄ "	54.24	56.12	FOUL	54.47	56.15	56.35	2(3)	1
9	MILLER, JOSEPH	SR	WESTMONT	55.95m 183' 7"	FOUL	55.95	54.84	FOUL	FOUL	51.22	1(6)	
10	MILLER, PAXTON	FR	DICKINSON	55.47m 182' 0 ¹ / ₄ "	55.47	FOUL	54.65				2(4)	
11	ALLEN, ROAN	FR	BRITISH CO	55.25m 181' 3 ¹ / ₂ "	54.33	55.25	50.65				2(5)	
12	COBB, KOLTON	SO	EASTERN O	55.08m 180' 8 ³ / ₄ "	53.05	55.08	51.20				1(7)	
13	PEASLEY, DUSTIN	SO	BRIAR CLIFF	54.90m 180' 1 ³ / ₄ "	54.90	FOUL	47.91				1(8)	
14	KILCUP, AUSTIN	SO	EASTERN O	54.09m 177' 5 ³ / ₄ "	54.09	52.43	53.02				1(9)	
15	OSTROSKY, ISAAC	FR	STERLING	51.94m 170' 5 ¹ / ₄ "	45.18	51.14	51.94				2(6)	
16	WONG, ERIC	JR	WESTMONT	50.52m 165' 9 ¹ / ₄ "	50.52	47.56	FOUL				2(7)	
17	BURKI, SAM	SR	BRIAR CLIFF	48.63m 159' 6 ³ / ₄ "	48.63	FOUL	FOUL				2(8)	
18	SANDRI, ISAAC	FR	BRITISH CO	48.51m 159' 2"	FOUL	48.51	FOUL				1(10)	
19	HERRINGTON, MITCHELL	SO	TAYLOR	48.20m 158' 2"	48.20	FOUL	FOUL				2(9)	
20	WASHBURN, JACOB	FR	CUMBERLA	47.98m 157' 5 ¹ / ₄ "	FOUL	47.98	FOUL				1(11)	
21	SMITH, GRAHAM	SO	GEORGETO	47.29m 155' 2"	47.29	FOUL	FOUL				2(10)	
	DICKEY, DARRIEN	JR	WILLIAM WO	DNS							2	

FLIGHT RESULTS


Pl	Name	Yr	Team	Mark	Rnd 1	Rnd 2	Rnd 3	Rnd 4	Rnd 5	Rnd 6
Flight 1 of 2										
1	WOLTERS, BRANDT	SO	MCPHERSO	62.55m 205' 2 ³ / ₄ "	59.40	58.02	56.32	58.16	53.00	62.55
2	BARNETT, DAVID	SR	CARROLL	62.35m 204' 7"	61.78	58.88	61.53	57.39	58.85	62.35

NAIA OUTDOOR TRACK & FIELD CHAMPIONSHIPS 2017

Gulf Shores, AL
 Mickey Miller Blackwell Stadium
 Weather: Sunny & Clear, Th- 80, Fr- 83, Sa- 84
 Host: Gulf Shores Sports Commission
 5/25/2017 - 5/27/2017

MEET OFFICIALS

Meet Director:
 Houston Young
Meet Referee:
 Lawhorn/Thurber/ Mitchell
Timing:
 www.cfpitiming.com



OFFICIAL MEET REPORT
 printed: 7/28/2017 2:59 PM

RESULTS

#40 Men's Javelin (cont'd)

Pl	Name	Yr Team	Mark	Rnd 1	Rnd 2	Rnd 3	Rnd 4	Rnd 5	Rnd 6
3	SIMPSON, JALON	FR OLIVET NAZ	61.09m 200' 5 1/2"	49.62	61.09	58.07	55.22	FOUL	FOUL
4	HACKNEY, CHRISTIAN	JR NORTHWES	59.54m 195' 4 1/4"	57.71	54.83	56.00	55.17	55.67	59.54
5	PEPIN, TREVOR	FR GREAT FALL	57.63m 189' 1 1/4"	57.63	FOUL	55.81	55.30	54.58	55.25
6	MILLER, JOSEPH	SR WESTMONT	55.95m 183' 7"	FOUL	55.95	54.84	FOUL	FOUL	51.22
7	COBB, KOLTON	SO EASTERN O	55.08m 180' 8 3/4"	53.05	55.08	51.20			
8	PEASLEY, DUSTIN	SO BRIAR CLIFF	54.90m 180' 1 3/4"	54.90	FOUL	47.91			
9	KILCUP, AUSTIN	SO EASTERN O	54.09m 177' 5 3/4"	54.09	52.43	53.02			
10	SANDRI, ISAAC	FR BRITISH CO	48.51m 159' 2"	FOUL	48.51	FOUL			
11	WASHBURN, JACOB	FR CUMBERLA	47.98m 157' 5 1/4"	FOUL	47.98	FOUL			
Flight 2 of 2									
1	SALDANA, PANCHO	SR EASTERN O	67.50m 221' 5 3/4"	67.50	67.12	FOUL	61.78	61.31	61.54
2	MCCOLLUM, DAN	SR WESTMONT	56.50m 185' 4 3/4"	FOUL	55.80	55.17	56.50	54.89	52.75
3	DUDLEY, GORDON	SO REINHARDT	56.35m 184' 10 3/4"	54.24	56.12	FOUL	54.47	56.15	56.35
4	MILLER, PAXTON	FR DICKINSON	55.47m 182' 0 1/4"	55.47	FOUL	54.65			
5	ALLEN, ROAN	FR BRITISH CO	55.25m 181' 3 1/2"	54.33	55.25	50.65			
6	OSTROSKY, ISAAC	FR STERLING	51.94m 170' 5 1/4"	45.18	51.14	51.94			
7	WONG, ERIC	JR WESTMONT	50.52m 165' 9 1/4"	50.52	47.56	FOUL			
8	BURKI, SAM	SR BRIAR CLIFF	48.63m 159' 6 3/4"	48.63	FOUL	FOUL			
9	HERRINGTON, MITCHELL	SO TAYLOR	48.20m 158' 2"	48.20	FOUL	FOUL			
10	SMITH, GRAHAM	SO GEORGETO	47.29m 155' 2"	47.29	FOUL	FOUL			
	DICKEY, DARRIEN	JR WILLIAM WO	DNS						

#42 Men's Decathlon


Pl	Name	Points	100	Long Jump	Shot Put	High Jump	400	110H	Discus	Pole Vault	Javelin	1500
1	GANDY, DREW	6855	11.30	6.62m	11.02m	1.72m	49.62	15.33	29.17m	4.60m	53.01m	4:34.54
	CENTRAL METHO		(+1.2)	21' 8 3/4" (+0.7)	36' 2 1/4"	5' 7 3/4"		(+1.1)	95' 8 3/4"	15' 1"	173' 11 1/4"	
	Team Points: 10		795	725	547	560	832	810	448	790	633	715
2	DOTSON, JOE	6732	11.53	6.35m	11.53m	1.69m	50.95	16.20	39.23m	4.30m	49.37m	4:22.18
	SOUTHERN OREG		(+1.2)	20' 10" (+1.3)	37' 10 1/4"	5' 6 1/2"		(+3.0)	128' 8 3/4"	14' 1 1/4"	162' 0"	
	Team Points: 8		746	664	578	536	771	710	649	702	579	797
3	LAWSON, WINSTO	6729	11.34	6.50m	11.20m	1.84m	50.26	14.66	31.71m	3.80m	50.87m	4:41.31
	VANGUARD		(-2.5)	21' 4" (-0.5)	36' 9 1/4"	6' 0 1/2"		(+3.0)	104' 0 3/4"	12' 5 1/2"	166' 11"	
	Team Points: 6		786	697	558	661	803	891	498	562	601	672
4	ANDJELIC, NIKOLA	6697	11.39	6.43m	11.19m	1.78m	51.87	14.85	33.52m	4.30m	47.63m	4:39.34
	RIO GRANDE		(+1.2)	21' 1 1/4" (+0.4)	36' 8 3/4"	5' 10"		(+3.6)	110' 0"	14' 1 1/4"	156' 3 1/2"	
	Team Points: 5		776	682	557	610	730	868	534	702	554	684
5	GRETZ, SETH	6693	11.42	6.51m	10.03m	1.87m	52.23	15.25	32.75m	4.70m	42.94m	4:38.17
	OREGON TECH		(+1.2)	21' 4 1/4" (+1.0)	32' 11 1/4"	6' 1 1/2"		(+3.0)	107' 5 3/4"	15' 5"	140' 10 3/4"	
	Team Points: 4		769	700	487	687	715	820	519	819	485	692
6	TOP, PIETER	6479	11.09	6.65m	10.09m	1.72m	50.02	15.11	27.47m	3.70m	40.64m	4:21.07
	WESTMONT		(-2.5)	21' 10" (+1.0)	33' 1 1/2"	5' 7 3/4"		(+2.6)	90' 1 3/4"	12' 1 1/2"	133' 4 1/4"	
	Team Points: 3		841	732	491	560	814	836	415	535	451	804
7	BRACKEN, JASON	6448	11.80	5.95m	12.87m	1.96m	52.82	17.41	44.73m	3.50m	55.31m	4:57.79
	CORBAN		(-2.5)	19' 6 1/4" (+0.0)	42' 3"	6' 5"		(+3.6)	146' 9 1/4"	11' 5 3/4"	181' 5 3/4"	
	Team Points: 2		691	576	659	767	689	582	761	482	668	573

NAIA OUTDOOR TRACK & FIELD CHAMPIONSHIPS 2017

Gulf Shores, AL
 Mickey Miller Blackwell Stadium
 Weather: Sunny & Clear, Th- 80, Fr- 83, Sa- 84
 Host: Gulf Shores Sports Commission
 5/25/2017 - 5/27/2017

MEET OFFICIALS

Meet Director:
Houston Young
Meet Referee:
Lawhorn/Thurber/ Mitchell
Timing:
www.cfpitiming.com



OFFICIAL MEET REPORT
 printed: 7/28/2017 2:59 PM

RESULTS

#42 Men's Decathlon (cont'd)

Pl	Name	Points	100	Long Jump	Shot Put	High Jump	400	110H	Discus	Pole Vault	Javelin	1500
8	FOX, PHILIP BETHEL (IND.) Team Points: 1	6427	11.31 (+1.2) 793	6.87m 22' 6 1/2 (+1.9) 783	10.20m 33' 5 3/4 498	1.75m 5' 8 3/4 585	51.21 760	16.39 (+1.1) 689	35.76m 117' 4 1/4 579	4.00m 13' 1 1/2 617	44.52m 146' 1" 508	4:50.54
9	SCHMIDT, MICHAEL CORBAN	6391	11.66 (-2.5) 719	6.35m 20' 10" (+0.0) 664	9.92m 32' 6 3/4 481	1.75m 5' 8 3/4 585	50.86 775	16.16 (+3.6) 715	33.71m 110' 7 1/2 538	4.20m 13' 9 1/4 673	41.62m 136' 6 3/4 466	4:25.45
10	PRZYSTUPA, MICH BRITISH COLUMBI	6183	11.57 (+1.2) 738	6.33m 20' 9 1/4 (+1.1) 659	10.81m 35' 5 3/4 534	1.81m 5' 11 1/4 636	51.75 736	15.17 (+2.6) 829	28.77m 94' 5" 440	3.90m 12' 9 1/2 590	37.11m 121' 9 1/4 400	4:49.53
11	CONNELL, COLE ST. AMBROSE	5918	11.88 (-2.5) 675	6.22m 20' 5" (+1.3) 635	9.29m 30' 6" 443	1.84m 6' 0 1/2 661	52.85 688	15.82 (+2.6) 753	29.09m 95' 5 1/2 447	4.10m 13' 5 1/4 645	36.08m 118' 4 3/4 386	4:55.61
12	NEY, BROOKS COLLEGE OF IDAH	5645	12.09 (-2.5) 633	5.83m 19' 1 1/2 (+1.6) 550	11.20m 36' 9 1/4 558	1.69m 5' 6 1/2 536	54.34 626	16.64 (+3.0) 662	31.61m 103' 8 3/4 496	3.70m 12' 1 1/2 535	39.12m 128' 4 1/2 429	4:49.71
13	KORVER, CALVIN NORTHWESTERN (5403	11.77 (-2.5) 697	6.14m 20' 1 3/4 (+2.6) 617	10.66m 35' 0" 525	1.93m 6' 4" 740	DQ	15.64 (+3.6) 774	27.57m 90' 5 3/4 417	3.70m 12' 1 1/2 535	43.45m 142' 7" 492	4:52.08
14	BOLT, MATTHEW DORDT	5286	12.31 (+1.2) 591	5.46m 17' 11" (+1.4) 473	13.17m 43' 2 3/4 678	1.75m 5' 8 3/4 585	54.24 630	18.95 (+1.1) 437	38.61m 126' 8 1/4 636	3.40m 11' 1 3/4 457	40.83m 133' 11 3/4 454	5:41.49
	SUDBECK, LEVI DOANE	NP	12.10 (-2.5) 631	5.91m 19' 4 3/4 (-1.4) 567	9.52m 31' 3" 457	1.90m 6' 2 3/4 714	54.99 599	15.31 (+1.1) 812	32.23m 105' 9 1/4 508	4.10m 13' 5 1/4 645	NM	DNS
	NEMITZ, JACKSON WESTMONT	NP	11.59 (+1.2) 734	6.26m 20' 6 1/2 (+1.9) 644	10.54m 34' 7 1/4 518	1.69m 5' 6 1/2 536	DNS	DNS	NM	NH	DNS	DNS

#42-1 Men's Decathlon 100 Meters

W	World	9.58	Usain Bolt	JAM	8/16/2009	Berlin, GER
A	American	9.69	Tyson Gay	adidas	9/20/2009	Shanghai, CHN
N	NAIA Championship	10.05	Davidson Ezinwa	Azusa Pacafic, CA	1992	Abbotsford, BC,
C	College Outdoor	9.89	Ngoni Makusha	Florida State	7/10/2001	Des Moines, IA

10:00 AM (Day 1):

Pl	Name	Yr	Team	Time	Note	H(Pl)	Pts
1	TOP, PIETER	FR	WESTMONT	11.09		(-2.5) 2(1)	841
2	GANDY, DREW	SR	CENTRAL METHOD	11.30		(+1.2) 1(1)	795
3	FOX, PHILIP	SO	BETHEL (IND.)	11.31		(+1.2) 1(2)	793
4	LAWSON, WINSTON	SR	VANGUARD	11.34		(-2.5) 2(2)	786
5	ANDJELIC, NIKOLA	JR	RIO GRANDE	11.39		(+1.2) 1(3)	776
6	GRETZ, SETH	JR	OREGON TECH	11.42		(+1.2) 1(4)	769
7	DOTSON, JOE	SO	SOUTHERN OREG	11.53		(+1.2) 1(5)	746
8	PRZYSTUPA, MICHAEL	SR	BRITISH COLUMBI	11.57		(+1.2) 1(6)	738
9	NEMITZ, JACKSON	SO	WESTMONT	11.59		(+1.2) 1(7)	734
10	SCHMIDT, MICHAEL	FR	CORBAN	11.66		(-2.5) 2(3)	719
11	KORVER, CALVIN	FR	NORTHWESTERN (11.77		(-2.5) 2(4)	697

NAIA OUTDOOR TRACK & FIELD CHAMPIONSHIPS 2017

Gulf Shores, AL

Mickey Miller Blackwell Stadium

Weather: Sunny & Clear, Th- 80, Fr- 83, Sa- 84

Host: Gulf Shores Sports Commission

5/25/2017 - 5/27/2017

MEET OFFICIALS**Meet Director:**


Houston Young

Meet Referee:

Lawhorn/Thurber/ Mitchell

Timing:

www.cfpitiming.com

**OFFICIAL MEET REPORT**

printed: 7/28/2017 2:59 PM

RESULTS**#42-1 Men's Decathlon 100 Meters (cont'd)**

10:00 AM (Day 1):

Pl	Name	Yr	Team	Time	Note	H(Pl)	Pts
12	BRACKEN, JASON	JR	CORBAN	11.80	(-2.5)	2(5)	691
13	CONNELL, COLE	SO	ST. AMBROSE	11.88	(-2.5)	2(6)	675
14	NEY, BROOKS	JR	COLLEGE OF IDAH	12.09	(-2.5)	2(7)	633
15	SUDBECK, LEVI	FR	DOANE	12.10	(-2.5)	2(8)	631
16	BOLT, MATTHEW	SR	DORDT	12.31	(+1.2)	1(8)	591

SECTION RESULTS

Pl	Name	Yr	Team	Time	Note	Pts
Section 1 of 2				Wind: (+1.2)		
1	GANDY, DREW	SR	CENTRAL METHOD	11.30		795
2	FOX, PHILIP	SO	BETHEL (IND.)	11.31		793
3	ANDJELIC, NIKOLA	JR	RIO GRANDE	11.39		776
4	GRETZ, SETH	JR	OREGON TECH	11.42		769
5	DOTSON, JOE	SO	SOUTHERN OREG	11.53		746
6	PRZYSTUPA, MICHAEL	SR	BRITISH COLUMBI	11.57		738
7	NEMITZ, JACKSON	SO	WESTMONT	11.59		734
8	BOLT, MATTHEW	SR	DORDT	12.31		591
Section 2 of 2				Wind: (-2.5)		
1	TOP, PIETER	FR	WESTMONT	11.09		841
2	LAWSON, WINSTON	SR	VANGUARD	11.34		786
3	SCHMIDT, MICHAEL	FR	CORBAN	11.66		719
4	KORVER, CALVIN	FR	NORTHWESTERN (11.77		697
5	BRACKEN, JASON	JR	CORBAN	11.80		691
6	CONNELL, COLE	SO	ST. AMBROSE	11.88		675
7	NEY, BROOKS	JR	COLLEGE OF IDAH	12.09		633
8	SUDBECK, LEVI	FR	DOANE	12.10		631

Men's Decathlon After 1 Events

Pl	Athlete	Yr	Team	Points
1	TOP, PIETER	FR	WESTMONT	841
2	GANDY, DREW	SR	CENTRAL METHOD	795
3	FOX, PHILIP	SO	BETHEL (IND.)	793
4	LAWSON, WINSTO	SR	VANGUARD	786
5	ANDJELIC, NIKOLA	JR	RIO GRANDE	776
6	GRETZ, SETH	JR	OREGON TECH	769
7	DOTSON, JOE	SO	SOUTHERN OREGO	746
8	PRZYSTUPA, MICH	SR	BRITISH COLUMBIA	738
9	NEMITZ, JACKSON	SO	WESTMONT	734
10	SCHMIDT, MICHA	FR	CORBAN	719
11	KORVER, CALVIN	FR	NORTHWESTERN (I	697
12	BRACKEN, JASON	JR	CORBAN	691
13	CONNELL, COLE	SO	ST. AMBROSE	675
14	NEY, BROOKS	JR	COLLEGE OF IDAH	633
15	SUDBECK, LEVI	FR	DOANE	631
16	BOLT, MATTHEW	SR	DORDT	591

NAIA OUTDOOR TRACK & FIELD CHAMPIONSHIPS 2017

Gulf Shores, AL

Mickey Miller Blackwell Stadium

Weather: Sunny & Clear, Th- 80, Fr- 83, Sa- 84

Host: Gulf Shores Sports Commission

5/25/2017 - 5/27/2017

MEET OFFICIALS**Meet Director:**


Houston Young

Meet Referee:

Lawhorn/Thurber/ Mitchell

Timing:

www.cfpitiming.com

**OFFICIAL MEET REPORT**

printed: 7/28/2017 2:59 PM

RESULTS**#42-2 Men's Decathlon Long Jump**

W World	8.95m	Mike Powell	USA	8/30/1991	Tokyo, JPN
A American	8.95m	Mike Powell	Foot Locker AC	8/30/1991	Tokyo, JPN
N NAIA Championship	8.09m	Joshua Owusu	Angelo State, TX	1974	Arkadelphia, AR
C College Outdoor	8.74m	Erick Walder	Arkansas	4/2/1994	El Paso, TX

10:35 AM (Day 1):

Pl	Name	Yr	Team	Mark	Rnd 1	Rnd 2	Rnd 3	Rnd 4	Rnd 5	Rnd 6	Pts
1	FOX, PHILIP		SO BETHEL (IND)	6.87m 22' 6 ¹ / ₂ " (+1.9)	6.53 (-0.3)	6.87 (+1.9)	6.59 (-1.1)				783
2	TOP, PIETER		FR WESTMONT	6.65m 21' 10" (+1.0)	6.58 (+1.5)	6.65 (+1.0)	FOUL				732
3	GANDY, DREW		SR CENTRAL M	6.62m 21' 8 ³ / ₄ " (+0.7)	6.06 (+1.9)	6.51 (-0.1)	6.62 (+0.7)				725
4	GRETZ, SETH		JR OREGON TE	6.51m 21' 4 ¹ / ₄ " (+1.0)	5.99 (-2.0)	FOUL	6.51 (+1.0)				700
5	LAWSON, WINSTON		SR VANGUARD	6.50m 21' 4" (-0.5)	6.33 (+0.0)	6.33 (+2.1)	6.50 (-0.5)				697
6	ANDJELIC, NIKOLA		JR RIO GRAND	6.43m 21' 1 ¹ / ₄ " (+0.4)	6.43 (+0.4)	6.34 (+1.6)	6.06 (+0.0)				682
7	DOTSON, JOE		SO SOUTHERN	6.35m 20' 10" (+1.3)	6.35 (+1.3)	FOUL	6.35 (+2.9)				664
8	SCHMIDT, MICHAEL		FR CORBAN	6.35m 20' 10" (+0.0)	5.89 (-1.2)	FOUL	6.35 (+0.0)				664
9	PRZYSTUPA, MICHAEL		SR BRITISH CO	6.33m 20' 9 ¹ / ₄ " (+1.1)	5.69 (-1.1)	6.27 (+0.3)	6.33 (+1.1)				659
10	NEMITZ, JACKSON		SO WESTMONT	6.26m 20' 6 ¹ / ₂ " (+1.9)	5.69 (-0.5)	6.26 (+1.9)	FOUL				644
11	CONNELL, COLE		SO ST. AMBROS	6.22m 20' 5" (+1.3)	6.12 (+0.0)	6.22 (+1.3)	FOUL				635
12	KORVER, CALVIN		FR NORTHWES	6.14m 20' 1 ³ / ₄ " (+2.6)	5.62 (+0.2)	6.14 (+2.6)	6.04 (+1.7)				617
13	BRACKEN, JASON		JR CORBAN	5.95m 19' 6 ¹ / ₄ " (+0.0)	5.95 (+0.0)	5.94 (+0.0)	FOUL				576
14	SUDBECK, LEVI		FR DOANE	5.91m 19' 4 ³ / ₄ " (-1.4)	5.78 (+0.0)	5.63 (+1.6)	5.91 (-1.4)				567
15	NEY, BROOKS		JR COLLEGE O	5.83m 19' 1 ¹ / ₂ " (+1.6)	5.30 (-0.4)	5.83 (+1.6)	5.83 (-0.3)				550
16	BOLT, MATTHEW		SR DORDT	5.46m 17' 11" (+1.4)	5.43 (-1.5)	5.46 (+1.4)	5.20 (+0.1)				473

Men's Decathlon After 2 Events


Pl	Athlete	Yr	Team	Points
1	FOX, PHILIP		SO BETHEL (IND.)	1576
2	TOP, PIETER		FR WESTMONT	1573
3	GANDY, DREW		SR CENTRAL METHODIST	1520
4	LAWSON, WINSTON		SR VANGUARD	1483
5	GRETZ, SETH		JR OREGON TECH	1469
6	ANDJELIC, NIKOLA		JR RIO GRANDE	1458
7	DOTSON, JOE		SO SOUTHERN OREGO	1410
8	PRZYSTUPA, MICH		SR BRITISH COLUMBIA	1397
9	SCHMIDT, MICHAEL		FR CORBAN	1383
10	NEMITZ, JACKSON		SO WESTMONT	1378
11	KORVER, CALVIN		FR NORTHWESTERN (I	1314
12	CONNELL, COLE		SO ST. AMBROSE	1310
13	BRACKEN, JASON		JR CORBAN	1267
14	SUDBECK, LEVI		FR DOANE	1198
15	NEY, BROOKS		JR COLLEGE OF IDAH	1183
16	BOLT, MATTHEW		SR DORDT	1064

NAIA OUTDOOR TRACK & FIELD CHAMPIONSHIPS 2017

Gulf Shores, AL
 Mickey Miller Blackwell Stadium
 Weather: Sunny & Clear, Th- 80, Fr- 83, Sa- 84
 Host: Gulf Shores Sports Commission
 5/25/2017 - 5/27/2017

MEET OFFICIALS

Meet Director:
 Houston Young
Meet Referee:
 Lawhorn/Thurber/ Mitchell
Timing:
 www.cfpitiming.com



OFFICIAL MEET REPORT
 printed: 7/28/2017 2:59 PM

RESULTS

#42-3 Men's Decathlon Shot Put

W World	23.12m	Randy Barnes	USA	5/20/1990	Westwood, CA
A American	23.13m	Randy Barnes	Mazda TC	5/20/1990	Westwood, CA
N NAIA Championship	20.06m	Steve Ercegovac	Taylor, IN	2000	Abbotsford, BC,
C College Outdoor	22.00m	John Godina	UCLA	6/3/1995	Knoxville, TN

11:15 AM (Day 1):

Pl	Name	Yr Team	Mark	Rnd 1	Rnd 2	Rnd 3	Rnd 4	Rnd 5	Rnd 6	Pts
1	BOLT, MATTHEW	SR DORDT	13.17m 43' 2 ³ / ₄ "	12.47	13.17	12.97				678
2	BRACKEN, JASON	JR CORBAN	12.87m 42' 3"	12.87	12.84	12.60				659
3	DOTSON, JOE	SO SOUTHERN	11.53m 37' 10 ¹ / ₄ "	11.53	11.36	11.08				578
4	NEY, BROOKS	JR COLLEGE O	11.20m 36' 9 ¹ / ₄ "	10.73	9.67	11.20				558
5	LAWSON, WINSTON	SR VANGUARD	11.20m 36' 9 ¹ / ₄ "	10.33	11.20	10.53				558
6	ANDJELIC, NIKOLA	JR RIO GRAND	11.19m 36' 8 ³ / ₄ "	10.87	10.98	11.19				557
7	GANDY, DREW	SR CENTRAL M	11.02m 36' 2 ¹ / ₄ "	10.32	11.02	10.49				547
8	PRZYSTUPA, MICHAEL	SR BRITISH CO	10.81m 35' 5 ³ / ₄ "	10.81	9.59	FOUL				534
9	KORVER, CALVIN	FR NORTHWES	10.66m 35' 0"	10.49	10.66	9.96				525
10	NEMITZ, JACKSON	SO WESTMONT	10.54m 34' 7 ¹ / ₄ "	FOUL	9.65	10.54				518
11	FOX, PHILIP	SO BETHEL (IND	10.20m 33' 5 ³ / ₄ "	10.20	10.13	10.14				498
12	TOP, PIETER	FR WESTMONT	10.09m 33' 1 ¹ / ₂ "	8.54	10.09	9.75				491
13	GRETZ, SETH	JR OREGON TE	10.03m 32' 11 ¹ / ₄ "	9.54	9.80	10.03				487
14	SCHMIDT, MICHAEL	FR CORBAN	9.92m 32' 6 ³ / ₄ "	9.71	FOUL	9.92				481
15	SUDBECK, LEVI	FR DOANE	9.52m 31' 3"	FOUL	FOUL	9.52				457
16	CONNELL, COLE	SO ST. AMBROS	9.29m 30' 6"	FOUL	9.29	9.27				443

Men's Decathlon After 3 Events

Pl	Athlete	Yr Team	Points
1	FOX, PHILIP	SO BETHEL (IND.)	2074
2	GANDY, DREW	SR CENTRAL METHODIST	2067
3	TOP, PIETER	FR WESTMONT	2064
4	LAWSON, WINSTON	SR VANGUARD	2041
5	ANDJELIC, NIKOLA	JR RIO GRANDE	2015
6	DOTSON, JOE	SO SOUTHERN OREGO	1988
7	GRETZ, SETH	JR OREGON TECH	1956
8	PRZYSTUPA, MICH	SR BRITISH COLUMBIA	1931
9	BRACKEN, JASON	JR CORBAN	1926
10	NEMITZ, JACKSON	SO WESTMONT	1896
11	SCHMIDT, MICHAEL	FR CORBAN	1864
12	KORVER, CALVIN	FR NORTHWESTERN (I	1839
13	CONNELL, COLE	SO ST. AMBROSE	1753
14	BOLT, MATTHEW	SR DORDT	1742
15	NEY, BROOKS	JR COLLEGE OF IDAH	1741
16	SUDBECK, LEVI	FR DOANE	1655

NAIA OUTDOOR TRACK & FIELD CHAMPIONSHIPS 2017

Gulf Shores, AL
 Mickey Miller Blackwell Stadium
 Weather: Sunny & Clear, Th- 80, Fr- 83, Sa- 84
 Host: Gulf Shores Sports Commission
 5/25/2017 - 5/27/2017

MEET OFFICIALS

Meet Director:
 Houston Young
Meet Referee:
 Lawhorn/Thurber/ Mitchell
Timing:
 www.cfpitiming.com



OFFICIAL MEET REPORT
 printed: 7/28/2017 2:59 PM

RESULTS

#42-4 Men's Decathlon High Jump

W	World	2.45m	Javier Sotomayor	CUB	7/27/1993	Salamanca, ESP
A	American	2.40m	Charles Austin	unattached	8/7/1991	Zurich, SWI
N	NAIA Championship	2.22m	Mike Mason	British Columbia	2006	Fresno, CA
C	College Outdoor	2.38m	Hollis Conway	S. W. Louisiana	6/3/1989	Provo, UT

11:50 AM (Day 1):

Pl	Name	Yr	Team	Mark	1.72	1.75	1.78	1.81	1.84	1.87	1.90	1.93	1.96	1.99	Pts
1	BRACKEN, JASON	JR	CORBAN	1.96m 6' 5"	P	P	O	P	O	O	O	O	XO	XXX	767
2	KORVER, CALVIN	FR	NORTHWES	1.93m 6' 4"	P	O	P	O	O	O	O	O	O	XXX	740
3	SUDBECK, LEVI	FR	DOANE	1.90m 6' 2 ³ / ₄	P	O	O	XXO	O	O	XXO	XXX			714
4	GRETZ, SETH	JR	OREGON TE	1.87m 6' 1 ¹ / ₂	O	P	O	O	XO	XXO	XXX				687
5	LAWSON, WINSTON	SR	VANGUARD	1.84m 6' 0 ¹ / ₂	P	P	P	P	O	P	P	XXX			661
6	CONNELL, COLE	SO	ST. AMBROS	1.84m 6' 0 ¹ / ₂	P	P	O	P	XXO	XXX					661
7	PRZYSTUPA, MICHAEL	SR	BRITISH CO	1.81m 5' 11 ¹ / ₄	XO	O	XXO	XXO	XXX						636
8	ANDJELIC, NIKOLA	JR	RIO GRAND	1.78m 5' 10"	O	P	XXO	XXX							610
9	SCHMIDT, MICHAEL	FR	CORBAN	1.75m 5' 8 ³ / ₄	P	XO	XXX								585
10	FOX, PHILIP	SO	BETHEL (IND)	1.75m 5' 8 ³ / ₄	O	XXO	XXX								585
10	BOLT, MATTHEW	SR	DORDT	1.75m 5' 8 ³ / ₄	P	XXO	XXX								585
12	TOP, PIETER	FR	WESTMONT	1.72m 5' 7 ³ / ₄	XXO	XXX									560
13	GANDY, DREW	SR	CENTRAL M	1.72m 5' 7 ³ / ₄	XXO	XXX									560
14	DOTSON, JOE	SO	SOUTHERN	1.69m 5' 6 ¹ / ₂	XXX										536
15	NEY, BROOKS	JR	COLLEGE O	1.69m 5' 6 ¹ / ₂	XXX										536
15	NEMITZ, JACKSON	SO	WESTMONT	1.69m 5' 6 ¹ / ₂	XXX										536

Pl	Name	Yr	Team	Mark	1.60	1.63	1.66	1.69	Pts
7	PRZYSTUPA, MICHAEL	SR	BRITISH CO	(cont'd)	P	P	O	O	636
8	ANDJELIC, NIKOLA	JR	RIO GRAND	(cont'd)	P	P	XO	P	610
10	BOLT, MATTHEW	SR	DORDT	(cont'd)	O	O	P	O	585
12	TOP, PIETER	FR	WESTMONT	(cont'd)	O	P	O	O	560
13	GANDY, DREW	SR	CENTRAL M	(cont'd)	O	XO	O	XO	560
14	DOTSON, JOE	SO	SOUTHERN	1.69m 5' 6 ¹ / ₂	P	P	P	O	536
15	NEY, BROOKS	JR	COLLEGE O	1.69m 5' 6 ¹ / ₂	O	O	O	XXO	536
15	NEMITZ, JACKSON	SO	WESTMONT	1.69m 5' 6 ¹ / ₂	P	P	P	XXO	536

Men's Decathlon After 4 Events

Pl	Athlete	Yr	Team	Points
1	LAWSON, WINSTON	SR	VANGUARD	2702
2	BRACKEN, JASON	JR	CORBAN	2693
3	FOX, PHILIP	SO	BETHEL (IND.)	2659
4	GRETZ, SETH	JR	OREGON TECH	2643
5	GANDY, DREW	SR	CENTRAL METHODIST	2627
6	ANDJELIC, NIKOLA	JR	RIO GRANDE	2625
7	TOP, PIETER	FR	WESTMONT	2624
8	KORVER, CALVIN	FR	NORTHWESTERN (I)	2579
9	PRZYSTUPA, MICHAEL	SR	BRITISH COLUMBIA	2567
10	DOTSON, JOE	SO	SOUTHERN OREGON	2524
11	SCHMIDT, MICHAEL	FR	CORBAN	2449
12	NEMITZ, JACKSON	SO	WESTMONT	2432

NAIA OUTDOOR TRACK & FIELD CHAMPIONSHIPS 2017

Gulf Shores, AL

Mickey Miller Blackwell Stadium

Weather: Sunny & Clear, Th- 80, Fr- 83, Sa- 84

Host: Gulf Shores Sports Commission

5/25/2017 - 5/27/2017

MEET OFFICIALS**Meet Director:**


Houston Young

Meet Referee:

Lawhorn/Thurber/ Mitchell

Timing:

www.cfpitiming.com

**OFFICIAL MEET REPORT**

printed: 7/28/2017 2:59 PM

RESULTS**Men's Decathlon After 4 Events (cont'd)**

Pl	Athlete	Yr	Team	Points
13	CONNELL, COLE	SO	ST. AMBROSE	2414
14	SUDBECK, LEVI	FR	DOANE	2369
15	BOLT, MATTHEW	SR	DORDT	2327
16	NEY, BROOKS	JR	COLLEGE OF IDAH	2277

#42-5 Men's Decathlon 400 Meters

W	World	43.03	Wayde van Niekirk	RSA	8/14/2016	Rio de Janerio,
A	American	43.18	Michael Johnson	Nike	8/26/1999	Seville, SPA
N	NAIA Championship	45.07	Devon Morris	Wayland Baptist, TX	1986	Russellville, AR
C	College Outdoor	43.70	Fred Kerley	Texas A&M	5/26/2017	Austin, TX

1:20 PM (Day 1):

Pl	Name	Yr	Team	Time	Note	H(Pl)	Pts
1	GANDY, DREW	SR	CENTRAL METHOD	49.62		2(1)	832
2	TOP, PIETER	FR	WESTMONT	50.02		1(1)	814
3	LAWSON, WINSTON	SR	VANGUARD	50.26		2(2)	803
4	SCHMIDT, MICHAEL	FR	CORBAN	50.86		2(3)	775
5	DOTSON, JOE	SO	SOUTHERN OREG	50.95		1(2)	771
6	FOX, PHILIP	SO	BETHEL (IND.)	51.21		2(4)	760
7	PRZYSTUPA, MICHAEL	SR	BRITISH COLUMBI	51.75		1(3)	736
8	ANDJELIC, NIKOLA	JR	RIO GRANDE	51.87		2(5)	730
9	GRETZ, SETH	JR	OREGON TECH	52.23		2(6)	715
10	BRACKEN, JASON	JR	CORBAN	52.82		1(4)	689
11	CONNELL, COLE	SO	ST. AMBROSE	52.85		1(5)	688
12	BOLT, MATTHEW	SR	DORDT	54.24		1(6)	630
13	NEY, BROOKS	JR	COLLEGE OF IDAH	54.34		1(7)	626
14	SUDBECK, LEVI	FR	DOANE	54.99		2(7)	599
	KORVER, CALVIN	FR	NORTHWESTERN (DQ Rule	1	
	NEMITZ, JACKSON	SO	WESTMONT		DNS	2	

SECTION RESULTS

Pl	Name	Yr	Team	Time	Note	Pts
Section 1 of 2						
1	TOP, PIETER	FR	WESTMONT	50.02		814
2	DOTSON, JOE	SO	SOUTHERN OREG	50.95		771
3	PRZYSTUPA, MICHAEL	SR	BRITISH COLUMBI	51.75		736
4	BRACKEN, JASON	JR	CORBAN	52.82		689
5	CONNELL, COLE	SO	ST. AMBROSE	52.85		688
6	BOLT, MATTHEW	SR	DORDT	54.24		630
7	NEY, BROOKS	JR	COLLEGE OF IDAH	54.34		626
	KORVER, CALVIN	FR	NORTHWESTERN (DQ Rule	

Section 2 of 2

1	GANDY, DREW	SR	CENTRAL METHOD	49.62		832
2	LAWSON, WINSTON	SR	VANGUARD	50.26		803
3	SCHMIDT, MICHAEL	FR	CORBAN	50.86		775
4	FOX, PHILIP	SO	BETHEL (IND.)	51.21		760
5	ANDJELIC, NIKOLA	JR	RIO GRANDE	51.87		730
6	GRETZ, SETH	JR	OREGON TECH	52.23		715

NAIA OUTDOOR TRACK & FIELD CHAMPIONSHIPS 2017

Gulf Shores, AL

Mickey Miller Blackwell Stadium

Weather: Sunny & Clear, Th- 80, Fr- 83, Sa- 84

Host: Gulf Shores Sports Commission

5/25/2017 - 5/27/2017

MEET OFFICIALS**Meet Director:**


Houston Young

Meet Referee:

Lawhorn/Thurber/ Mitchell

Timing:

www.cfpitiming.com

**OFFICIAL MEET REPORT**

printed: 7/28/2017 2:59 PM

RESULTS**#42-5 Men's Decathlon 400 Meters (cont'd)**

Pl	Name	Yr	Team	Time	Note	Pts
7	SUDBECK, LEVI	FR	DOANE	54.99		599
	NEMITZ, JACKSON	SO	WESTMONT	DNS		

Men's Decathlon After 5 Events

Pl	Athlete	Yr	Team	Points
1	LAWSON, WINSTO	SR	VANGUARD	3505
2	GANDY, DREW	SR	CENTRAL METHOD	3459
3	TOP, PIETER	FR	WESTMONT	3438
4	FOX, PHILIP	SO	BETHEL (IND.)	3419
5	BRACKEN, JASON	JR	CORBAN	3382
6	GRETZ, SETH	JR	OREGON TECH	3358
7	ANDJELIC, NIKOLA	JR	RIO GRANDE	3355
8	PRZYSTUPA, MICH	SR	BRITISH COLUMBIA	3303
9	DOTSON, JOE	SO	SOUTHERN OREGO	3295
10	SCHMIDT, MICHA	FR	CORBAN	3224
11	CONNELL, COLE	SO	ST. AMBROSE	3102
12	SUDBECK, LEVI	FR	DOANE	2968
13	BOLT, MATTHEW	SR	DORDT	2957
14	NEY, BROOKS	JR	COLLEGE OF IDAH	2903
15	KORVER, CALVIN	FR	NORTHWESTERN (I	2579

#42-6 Men's Decathlon 110m Hurdles

W	World	12.80	Aries Merritt	USA	9/7/2012	Brussels, BEL
A	American	12.80	Aries Merritt	Reebok	9/7/2012	Brussels, BEL
N	NAIA Championship	13.74	Dominique DeGrammont	Azusa Pacific, AZ	2003	Olathe, KS
C	College Outdoor	13.00	Renaldo Nehemiah	Maryland	5/6/1979	Westwood, CA

10:00 AM (Day 2):

Pl	Name	Yr	Team	Time	Note	H(Pl)	Pts
	LAWSON, WINSTON	SR	VANGUARD	14.66	(+3.0)	4(1)	891
	ANDJELIC, NIKOLA	JR	RIO GRANDE	14.85	(+3.6)	1(1)	868
	TOP, PIETER	FR	WESTMONT	15.11	(+2.6)	3(1)	836
	PRZYSTUPA, MICHAEL	SR	BRITISH COLUMBI	15.17	(+2.6)	3(2)	829
	GRETZ, SETH	JR	OREGON TECH	15.25	(+3.0)	4(2)	820
	SUDBECK, LEVI	FR	DOANE	15.31	(+1.1)	2(1)	812
	GANDY, DREW	SR	CENTRAL METHOD	15.33	(+1.1)	2(2)	810
	KORVER, CALVIN	FR	NORTHWESTERN (15.64	(+3.6)	1(2)	774
	CONNELL, COLE	SO	ST. AMBROSE	15.82	(+2.6)	3(3)	753
	SCHMIDT, MICHAEL	FR	CORBAN	16.16	(+3.6)	1(3)	715
	DOTSON, JOE	SO	SOUTHERN OREG	16.20	(+3.0)	4(3)	710
	FOX, PHILIP	SO	BETHEL (IND.)	16.39	(+1.1)	2(3)	689
	NEY, BROOKS	JR	COLLEGE OF IDAH	16.64	(+3.0)	4(4)	662
	BRACKEN, JASON	JR	CORBAN	17.41	(+3.6)	1(4)	582
	BOLT, MATTHEW	SR	DORDT	18.95	(+1.1)	2(4)	437
	NEMITZ, JACKSON	SO	WESTMONT	DNS		3	

SECTION RESULTS

Pl	Name	Yr	Team	Time	Note	Pts
----	------	----	------	------	------	-----

Section 1 of 4


Wind: (+3.6)

NAIA OUTDOOR TRACK & FIELD CHAMPIONSHIPS 2017

Gulf Shores, AL
 Mickey Miller Blackwell Stadium
 Weather: Sunny & Clear, Th- 80, Fr- 83, Sa- 84
 Host: Gulf Shores Sports Commission
 5/25/2017 - 5/27/2017

MEET OFFICIALS

Meet Director:
Houston Young
Meet Referee:
Lawhorn/Thurber/ Mitchell
Timing:
www.cfpitiming.com



OFFICIAL MEET REPORT
 printed: 7/28/2017 2:59 PM

RESULTS

#42-6 Men's Decathlon 110m Hurdles (cont'd)

Pl	Name	Yr	Team	Time	Note	Pts
1	ANDJELIC, NIKOLA	JR	RIO GRANDE	14.85		868
2	KORVER, CALVIN	FR	NORTHWESTERN (15.64		774
3	SCHMIDT, MICHAEL	FR	CORBAN	16.16		715
4	BRACKEN, JASON	JR	CORBAN	17.41		582
Section 2 of 4				Wind: (+1.1)		
1	SUDBECK, LEVI	FR	DOANE	15.31		812
2	GANDY, DREW	SR	CENTRAL METHOD	15.33		810
3	FOX, PHILIP	SO	BETHEL (IND.)	16.39		689
4	BOLT, MATTHEW	SR	DORDT	18.95		437
Section 3 of 4				Wind: (+2.6)		
1	TOP, PIETER	FR	WESTMONT	15.11		836
2	PRZYSTUPA, MICHAEL	SR	BRITISH COLUMBI	15.17		829
3	CONNELL, COLE	SO	ST. AMBROSE	15.82		753
	NEMITZ, JACKSON	SO	WESTMONT	DNS		
Section 4 of 4				Wind: (+3.0)		
1	LAWSON, WINSTON	SR	VANGUARD	14.66		891
2	GRETZ, SETH	JR	OREGON TECH	15.25		820
3	DOTSON, JOE	SO	SOUTHERN OREG	16.20		710
4	NEY, BROOKS	JR	COLLEGE OF IDAH	16.64		662

Men's Decathlon After 6 Events

Pl	Athlete	Yr	Team	Points
1	LAWSON, WINSTO	SR	VANGUARD	4396
2	TOP, PIETER	FR	WESTMONT	4274
3	GANDY, DREW	SR	CENTRAL METHOD	4269
4	ANDJELIC, NIKOLA	JR	RIO GRANDE	4223
5	GRETZ, SETH	JR	OREGON TECH	4178
6	PRZYSTUPA, MICH	SR	BRITISH COLUMBIA	4132
7	FOX, PHILIP	SO	BETHEL (IND.)	4108
8	DOTSON, JOE	SO	SOUTHERN OREGO	4005
9	BRACKEN, JASON	JR	CORBAN	3964
10	SCHMIDT, MICHAEL	FR	CORBAN	3939
11	CONNELL, COLE	SO	ST. AMBROSE	3855
12	SUDBECK, LEVI	FR	DOANE	3780
13	NEY, BROOKS	JR	COLLEGE OF IDAH	3565
14	BOLT, MATTHEW	SR	DORDT	3394
15	KORVER, CALVIN	FR	NORTHWESTERN (I	3353

#42-7 Men's Decathlon Discus

W	World	74.08m	Jurgen Schult	GDR	6/6/1986	Neubrandenburg,
A	American	72.34m	Ben Plucknett	SoCal Striders	7/7/1981	Stockholm, SWE
N	NAIA Championship	64.08m	Ade Olukoju	Azusa Pacific, CA	1990	Stephenville, TX
C	College Outdoor	68.16m	Julian Wruck	U.C.L.A.	6/1/2013	Claremont, CA

10:40 AM (Day 2):

Pl	Name	Yr	Team	Mark	Rnd 1	Rnd 2	Rnd 3	Rnd 4	Rnd 5	Rnd 6	Pts
1	BRACKEN, JASON	JR	CORBAN	44.73m 146' 9 ¹ / ₄	44.73	41.25	44.25				761
2	DOTSON, JOE	SO	SOUTHERN	39.23m 128' 8 ³ / ₄	39.23	36.03	38.62				649

NAIA OUTDOOR TRACK & FIELD CHAMPIONSHIPS 2017

Gulf Shores, AL

Mickey Miller Blackwell Stadium

Weather: Sunny & Clear, Th- 80, Fr- 83, Sa- 84

Host: Gulf Shores Sports Commission

5/25/2017 - 5/27/2017

MEET OFFICIALS

Meet Director:


Houston Young

Meet Referee:

Lawhorn/Thurber/ Mitchell

Timing:

www.cfpitiming.com



OFFICIAL MEET REPORT

printed: 7/28/2017 2:59 PM

RESULTS

#42-7 Men's Decathlon Discus (cont'd)

10:40 AM (Day 2):

Pl	Name	Yr	Team	Mark	Rnd 1	Rnd 2	Rnd 3	Rnd 4	Rnd 5	Rnd 6	Pts
3	BOLT, MATTHEW	SR	DORDT	38.61m 126' 8 ¹ / ₄	FOUL	38.24	38.61				636
4	FOX, PHILIP	SO	BETHEL (IND)	35.76m 117' 4 ¹ / ₄	35.76	FOUL	FOUL				579
5	SCHMIDT, MICHAEL	FR	CORBAN	33.71m 110' 7 ¹ / ₂	33.71	30.58	31.97				538
6	ANDJELIC, NIKOLA	JR	RIO GRAND	33.52m 110' 0"	33.25	FOUL	33.52				534
7	GRETZ, SETH	JR	OREGON TE	32.75m 107' 5 ³ / ₄	31.42	32.64	32.75				519
8	SUDBECK, LEVI	FR	DOANE	32.23m 105' 9 ¹ / ₄	30.03	32.23	30.87				508
9	LAWSON, WINSTON	SR	VANGUARD	31.71m 104' 0 ³ / ₄	31.56	31.71	FOUL				498
10	NEY, BROOKS	JR	COLLEGE O	31.61m 103' 8 ³ / ₄	30.05	31.60	31.61				496
11	GANDY, DREW	SR	CENTRAL M	29.17m 95' 8 ³ / ₄	28.95	28.70	29.17				448
12	CONNELL, COLE	SO	ST. AMBROS	29.09m 95' 5 ¹ / ₂	24.44	FOUL	29.09				447
13	PRZYSTUPA, MICHAEL	SR	BRITISH CO	28.77m 94' 5"	28.77	FOUL	28.39				440
14	KORVER, CALVIN	FR	NORTHWES	27.57m 90' 5 ³ / ₄	FOUL	25.76	27.57				417
15	TOP, PIETER	FR	WESTMONT	27.47m 90' 1 ³ / ₄	27.47	27.16	27.44				415
	NEMITZ, JACKSON	SO	WESTMONT	NM	PASS	PASS	PASS				

Men's Decathlon After 7 Events

Pl	Athlete	Yr	Team	Points
1	LAWSON, WINSTON	SR	VANGUARD	4894
2	ANDJELIC, NIKOLA	JR	RIO GRANDE	4757
3	BRACKEN, JASON	JR	CORBAN	4725
4	GANDY, DREW	SR	CENTRAL METHODIST	4717
5	GRETZ, SETH	JR	OREGON TECH	4697
6	TOP, PIETER	FR	WESTMONT	4689
7	FOX, PHILIP	SO	BETHEL (IND.)	4687
8	DOTSON, JOE	SO	SOUTHERN OREGON	4654
9	PRZYSTUPA, MICHAEL	SR	BRITISH COLUMBIA	4572
10	SCHMIDT, MICHAEL	FR	CORBAN	4477
11	CONNELL, COLE	SO	ST. AMBROSE	4302
12	SUDBECK, LEVI	FR	DOANE	4288
13	NEY, BROOKS	JR	COLLEGE OF IDAH	4061
14	BOLT, MATTHEW	SR	DORDT	4030
15	KORVER, CALVIN	FR	NORTHWESTERN (I)	3770
16	NEMITZ, JACKSON	SO	WESTMONT	2432

#42-8 Men's Decathlon Pole Vault

W	World	6.14m	Sergey Budka	UKR	7/31/1994	Sestriere, ITA
A	American	6.04m	Brad Walker	Nike	6/8/2008	Eugene, OR
N	NAIA Championship	5.56m	Billy Olson	Abilene Christian, TX	1982	Charleston, WV
C	College Outdoor	5.98m	Lawrence Johnson	Tennessee	5/25/1996	Knoxville, TN

11:45 AM (Day 2):


Pl	Name	Yr	Team	Mark	3.90	4.00	4.10	4.20	4.30	4.40	4.50	4.60	4.70	4.80	Pts
1	GRETZ, SETH	JR	OREGON TE	4.70m 15' 5"	P	P	P	P	O	O	P	O	O	XXX	819
2	GANDY, DREW	SR	CENTRAL M	4.60m 15' 1"	P	P	O	XO	O	XO	XXO	XXO	XXX		790
3	ANDJELIC, NIKOLA	JR	RIO GRAND	4.30m 14' 1 ¹ / ₄	P	O	O	O	O	XXX					702
4	DOTSON, JOE	SO	SOUTHERN	4.30m 14' 1 ¹ / ₄	P	P	XXO	O	XO	XXX					702

NAIA OUTDOOR TRACK & FIELD CHAMPIONSHIPS 2017

Gulf Shores, AL
 Mickey Miller Blackwell Stadium
 Weather: Sunny & Clear, Th- 80, Fr- 83, Sa- 84
 Host: Gulf Shores Sports Commission
 5/25/2017 - 5/27/2017

MEET OFFICIALS

Meet Director:
 Houston Young
Meet Referee:
 Lawhorn/Thurber/ Mitchell
Timing:
 www.cfpitiming.com



OFFICIAL MEET REPORT
 printed: 7/28/2017 2:59 PM

RESULTS

#42-8 Men's Decathlon Pole Vault (cont'd)

Pl	Name	Yr Team	Mark	2.90	3.00	3.10	3.20	3.30	3.40	3.50	3.60	3.70	3.80	Pts
5	SCHMIDT, MICHAEL	FR CORBAN	4.20m 13' 9 ¹ / ₄	P	O	O	XXO	XXX						673
6	SUDBECK, LEVI	FR DOANE	4.10m 13' 5 ¹ / ₄	P	P	O	P	XXX						645
7	CONNELL, COLE	SO ST. AMBROS	4.10m 13' 5 ¹ / ₄	P	XO	XXO	X							645
8	FOX, PHILIP	SO BETHEL (IND)	4.00m 13' 1 ¹ / ₂	O	O	XXX								617
9	PRZYSTUPA, MICHAEL	SR BRITISH CO	3.90m 12' 9 ¹ / ₂	XXO	XXX									590
10	LAWSON, WINSTON	SR VANGUARD	3.80m 12' 5 ¹ / ₂	XXX										562

Pl	Name	Yr Team	Mark	2.90	3.00	3.10	3.20	3.30	3.40	3.50	3.60	3.70	3.80	Pts
3	ANDJELIC, NIKOLA	JR RIO GRAND	(cont'd)	P	P	P	P	P	P	P	P	P	O	702
7	CONNELL, COLE	SO ST. AMBROS	(cont'd)	P	P	P	P	P	P	P	P	O	P	645
8	FOX, PHILIP	SO BETHEL (IND)	(cont'd)	P	P	P	P	P	P	P	O	P	O	617
9	PRZYSTUPA, MICHAEL	SR BRITISH CO	(cont'd)	O	O	O	O	O	XO	XXO	XXO	O	O	590
10	LAWSON, WINSTON	SR VANGUARD	3.80m 12' 5 ¹ / ₂	P	P	P	P	P	P	P	O	P	XXO	562
11	KORVER, CALVIN	FR NORTHWES	3.70m 12' 1 ¹ / ₂	P	P	P	O	P	P	O	P	O	XXX	535
12	NEY, BROOKS	JR COLLEGE O	3.70m 12' 1 ¹ / ₂	P	P	P	P	P	O	P	XXO	XO	XXX	535
13	TOP, PIETER	FR WESTMONT	3.70m 12' 1 ¹ / ₂	P	P	P	XO	O	O	XXO	XO	XXO	XXX	535
14	BRACKEN, JASON	JR CORBAN	3.50m 11' 5 ³ / ₄	P	O	P	P	P	XXO	XO	P	XXX		482
15	BOLT, MATTHEW	SR DORDT	3.40m 11' 1 ³ / ₄	P	XXO	P	O	P	O					457

Pl	Name	Yr Team	Mark	2.70	2.80	Pts
9	PRZYSTUPA, MICHAEL	SR BRITISH CO	(cont'd)	O	O	590
14	BRACKEN, JASON	JR CORBAN	(cont'd)	O	P	482
15	BOLT, MATTHEW	SR DORDT	(cont'd)	O	P	457

Men's Decathlon After 8 Events

Pl	Athlete	Yr Team	Points
1	GRETZ, SETH	JR OREGON TECH	5516
2	GANDY, DREW	SR CENTRAL METHODI	5507
3	ANDJELIC, NIKOLA	JR RIO GRANDE	5459
4	LAWSON, WINSTO	SR VANGUARD	5456
5	DOTSON, JOE	SO SOUTHERN OREGO	5356
6	FOX, PHILIP	SO BETHEL (IND.)	5304
7	TOP, PIETER	FR WESTMONT	5224
8	BRACKEN, JASON	JR CORBAN	5207
9	PRZYSTUPA, MICH	SR BRITISH COLUMBIA	5162
10	SCHMIDT, MICHAE	FR CORBAN	5150
11	CONNELL, COLE	SO ST. AMBROSE	4947
12	SUDBECK, LEVI	FR DOANE	4933
13	NEY, BROOKS	JR COLLEGE OF IDAH	4596
14	BOLT, MATTHEW	SR DORDT	4487
15	KORVER, CALVIN	FR NORTHWESTERN (I	4305
16	NEMITZ, JACKSON	SO WESTMONT	2432

NAIA OUTDOOR TRACK & FIELD CHAMPIONSHIPS 2017

Gulf Shores, AL
 Mickey Miller Blackwell Stadium
 Weather: Sunny & Clear, Th- 80, Fr- 83, Sa- 84
 Host: Gulf Shores Sports Commission
 5/25/2017 - 5/27/2017

MEET OFFICIALS

Meet Director:
 Houston Young
Meet Referee:
 Lawhorn/Thurber/ Mitchell
Timing:
 www.cfpitiming.com



OFFICIAL MEET REPORT
 printed: 7/28/2017 2:59 PM

RESULTS

#42-9 Men's Decathlon Javelin

W World	98.48m	Jan Zelezny	CZE	5/25/1996	Jena, GER
A American	91.29m	Breaux Greer	adidas	6/21/2007	Indianapolis, IN
N NAIA Championship	75.46m	Rick Simoncic	Pittsburg State, KS	1986	Russellville, AR
C College Outdoor	89.10m	Patrik Boden	Texas	3/24/1990	Austin, TX

1:00 PM (Day 2):

Pl	Name	Yr Team	Mark	Rnd 1	Rnd 2	Rnd 3	Rnd 4	Rnd 5	Rnd 6	Pts
1	BRACKEN, JASON	JR CORBAN	55.31m <i>181' 5³/₄</i>	51.76	53.76	55.31				668
2	GANDY, DREW	SR CENTRAL M	53.01m <i>173' 11¹/₄</i>	51.10	53.01	50.64				633
3	LAWSON, WINSTON	SR VANGUARD	50.87m <i>166' 11"</i>	48.55	50.87	48.76				601
4	DOTSON, JOE	SO SOUTHERN	49.37m <i>162' 0"</i>	44.88	FOUL	49.37				579
5	ANDJELIC, NIKOLA	JR RIO GRAND	47.63m <i>156' 3¹/₂</i>	47.63	45.39	46.68				554
6	FOX, PHILIP	SO BETHEL (IND)	44.52m <i>146' 1"</i>	44.09	44.52	FOUL				508
7	KORVER, CALVIN	FR NORTHWES	43.45m <i>142' 7"</i>	36.89	38.93	43.45				492
8	GRETZ, SETH	JR OREGON TE	42.94m <i>140' 10³/₄</i>	FOUL	42.94	FOUL				485
9	SCHMIDT, MICHAEL	FR CORBAN	41.62m <i>136' 6³/₄</i>	41.62	38.13	41.59				466
10	BOLT, MATTHEW	SR DORDT	40.83m <i>133' 11³/₄</i>	FOUL	38.94	40.83				454
11	TOP, PIETER	FR WESTMONT	40.64m <i>133' 4¹/₄</i>	35.17	37.31	40.64				451
12	NEY, BROOKS	JR COLLEGE O	39.12m <i>128' 4¹/₂</i>	31.34	39.12	32.94				429
13	PRZYSTUPA, MICHAEL	SR BRITISH CO	37.11m <i>121' 9¹/₄</i>	FOUL	29.61	37.11				400
14	CONNELL, COLE	SO ST. AMBROS	36.08m <i>118' 4³/₄</i>	34.51	32.65	36.08				386
	SUDBECK, LEVI	FR DOANE	NM	FOUL	FOUL	FOUL				
	NEMITZ, JACKSON	SO WESTMONT	DNS							

Men's Decathlon After 9 Events

Pl	Athlete	Yr Team	Points
1	GANDY, DREW	SR CENTRAL METHODIST	6140
2	LAWSON, WINSTON	SR VANGUARD	6057
3	ANDJELIC, NIKOLA	JR RIO GRANDE	6013
4	GRETZ, SETH	JR OREGON TECH	6001
5	DOTSON, JOE	SO SOUTHERN OREGON	5935
6	BRACKEN, JASON	JR CORBAN	5875
7	FOX, PHILIP	SO BETHEL (IND.)	5812
8	TOP, PIETER	FR WESTMONT	5675
9	SCHMIDT, MICHAEL	FR CORBAN	5616
10	PRZYSTUPA, MICHAEL	SR BRITISH COLUMBIA	5562
11	CONNELL, COLE	SO ST. AMBROSE	5333
12	NEY, BROOKS	JR COLLEGE OF IDAH	5025
13	BOLT, MATTHEW	SR DORDT	4941
14	SUDBECK, LEVI	FR DOANE	4933
15	KORVER, CALVIN	FR NORTHWESTERN (I)	4797

NAIA OUTDOOR TRACK & FIELD CHAMPIONSHIPS 2017

Gulf Shores, AL

Mickey Miller Blackwell Stadium

Weather: Sunny & Clear, Th- 80, Fr- 83, Sa- 84

Host: Gulf Shores Sports Commission

5/25/2017 - 5/27/2017

MEET OFFICIALS**Meet Director:**


Houston Young

Meet Referee:

Lawhorn/Thurber/ Mitchell

Timing:

www.cfpitiming.com

**OFFICIAL MEET REPORT**

printed: 7/28/2017 2:59 PM

RESULTS**#42-10 Men's Decathlon 1500 Meters**

W	World	3:26.00	Hicham El Guerrouj	MAR	7/14/1998	Rome, ITA
A	American	3:29.30	Bernard Lagat	Nike	8/28/2005	Rieti, ITA
N	NAIA Championship	3:41.39	Silas Kisorio	Oklahoma Christian	2012	Marion, IN
C	College Outdoor	3:35.30	Sydney Maree	Villanova	6/6/1981	Baton Rouge, LA

2:20 PM (Day 2):

Pl	Name	Yr	Team	Time	Note	Pts
1	TOP, PIETER	FR	WESTMONT	4:21.07		804
2	DOTSON, JOE	SO	SOUTHERN OREG	4:22.18		797
3	SCHMIDT, MICHAEL	FR	CORBAN	4:25.45		775
4	GANDY, DREW	SR	CENTRAL METHOD	4:34.54		715
5	GRETZ, SETH	JR	OREGON TECH	4:38.17		692
6	ANDJELIC, NIKOLA	JR	RIO GRANDE	4:39.34		684
7	LAWSON, WINSTON	SR	VANGUARD	4:41.31		672
8	PRZYSTUPA, MICHAEL	SR	BRITISH COLUMBI	4:49.53		621
9	NEY, BROOKS	JR	COLLEGE OF IDAH	4:49.71		620
10	FOX, PHILIP	SO	BETHEL (IND.)	4:50.54		615
11	KORVER, CALVIN	FR	NORTHWESTERN (4:52.08		606
12	CONNELL, COLE	SO	ST. AMBROSE	4:55.61		585
13	BRACKEN, JASON	JR	CORBAN	4:57.79		573
14	BOLT, MATTHEW	SR	DORDT	5:41.49		345
	NEMITZ, JACKSON	SO	WESTMONT		DNS	
	SUDBECK, LEVI	FR	DOANE		DNS	

Men's Decathlon After 10 Events

Pl	Athlete	Yr	Team	Points
1	GANDY, DREW	SR	CENTRAL METHOD I	6855
2	DOTSON, JOE	SO	SOUTHERN OREGO	6732
3	LAWSON, WINSTO	SR	VANGUARD	6729
4	ANDJELIC, NIKOLA	JR	RIO GRANDE	6697
5	GRETZ, SETH	JR	OREGON TECH	6693
6	TOP, PIETER	FR	WESTMONT	6479
7	BRACKEN, JASON	JR	CORBAN	6448
8	FOX, PHILIP	SO	BETHEL (IND.)	6427
9	SCHMIDT, MICHA	FR	CORBAN	6391
10	PRZYSTUPA, MICH	SR	BRITISH COLUMBIA	6183
11	CONNELL, COLE	SO	ST. AMBROSE	5918
12	NEY, BROOKS	JR	COLLEGE OF IDAH	5645
13	KORVER, CALVIN	FR	NORTHWESTERN (I	5403
14	BOLT, MATTHEW	SR	DORDT	5286

#49 Women's Marathon

W	World	2:15:25.00	Paula Radcliffe	GBR	4/13/2003	London, ENG
A	American	2:19:36.00	Deena Kastor	Asica	4/23/2006	London, ENG
N	NAIA Championship	2:49:14.0h	Obsie Birru	Grand Valley, IA	2011	Marion, IN

6:00 AM (Day 3):

Pl	Name	Yr	Team	Time	Note	Pts
1	WERNER, MICHAELA	JR	OKLAHOMA CITY	3:03:41.60		10

NAIA OUTDOOR TRACK & FIELD CHAMPIONSHIPS 2017

Gulf Shores, AL

Mickey Miller Blackwell Stadium

Weather: Sunny & Clear, Th- 80, Fr- 83, Sa- 84

Host: Gulf Shores Sports Commission

5/25/2017 - 5/27/2017

MEET OFFICIALS

Meet Director:


Houston Young

Meet Referee:

Lawhorn/Thurber/ Mitchell

Timing:

www.cfpitiming.com



OFFICIAL MEET REPORT

printed: 7/28/2017 2:59 PM

RESULTS

#49 Women's Marathon (cont'd)

6:00 AM (Day 3):

Pl	Name	Yr	Team	Time	Note	Pts
2	LOPEZ, SELENE	SR	WAYLAND BAPTIS	3:08:08.50		8
3	REID, JANIE	JR	CARROLL	3:08:36.70		6
4	YOUNG, ARIEL	SO	OHIO CHRISTIAN	3:13:07.30		5
5	SCHRODER, HANNAH	SR	TAYLOR	3:16:47.80		4
6	STEVENS, ALISN	SR	ST. MARY (KAN.)	3:20:04.20		3
7	HEILER, ABBY	SR	AQUINAS	3:20:31.60		2
8	ALESHIRE, IVY	JR	WEST VIRGINIA TE	3:20:52.30		1
9	HAWGOOD, EMILY	SR	COLLEGE OF IDAH	3:21:59.90		
10	BARNEY, BREANNA	SO	MIDAMERICA NAZA	3:23:48.50		
11	HARRILL, TAYLOR	SO	OKLAHOMA CITY	3:25:39.30		
12	BROWN, BETHANY	SO	MIDAMERICA NAZA	3:25:52.00		
13	HOFFMANN, HANNAH	SR	SPRING ARBOR	3:29:58.70		
14	HEER, ANNA	SO	MIDAMERICA NAZA	3:30:19.80		
15	GALARZA, MARIA	SO	TEXAS WESLEYAN	3:30:43.10		
16	WANKUM, LAUREN	JR	MCPHERSON	3:32:14.80		
17	HOFFERT, KATIE	FR	MOUNT MERCY	3:34:02.50		
18	PALACIOS-GARCIA, ANNALEIZ	SO	OKLAHOMA CITY	3:36:12.40		
19	SHYKOWSKI, BAILEY	SO	WILLIAM JESSUP	3:38:09.70		
20	BOTTOROFF, MYSTEREE	FR	TENNESSEE WESL	3:39:24.70		
21	WILLIAMS, EMILY	SR	WESTMONT	3:40:38.30		
22	GONZALEZ, GUADALUPE	JR	WILLIAM PENN	3:40:49.50		
23	HEER, SARAH	SO	MIDAMERICA NAZA	3:41:57.90		
24	SCHMIDT, HANNAH	SR	WILLIAM JESSUP	3:42:04.60		
25	MCKIRGAN, MAKENZIE	SO	MOUNT VERNON N	3:42:19.70		
26	PAVELKA, RACHEL	JR	MIDLAND	3:42:43.10		
27	RIETVELD, BERKLEY	SR	MOUNT MARTY	3:43:14.60		
28	TUEY, KAITLYNN	JR	ST. MARY (KAN.)	3:44:57.20		
29	DIBLE, ALLISON	SR	AQUINAS	3:45:29.90		
30	VONBARGEN, JESSIE	JR	LEWIS-CLARK	3:49:43.90		
31	ELLIS, KAITLYNN	FR	ST. MARY (KAN.)	3:49:55.90		
32	PATTERSON, BRASKA	SO	MIDLAND	3:55:35.40		
33	O'MALLEY, MANDY	SR	MOUNT MARTY	3:56:26.30		
34	BUSTOS, ALEXIS	FR	TEXAS WESLEYAN	3:56:50.50		
35	MIDDAUGH, KATHY	SR	AQUINAS	3:57:36.20		
36	HORLANDER, BAILEY	FR	BAKER	4:03:58.80		
37	GONZALES, MELISSA	FR	TEXAS WESLEYAN	4:04:58.90		
38	POSNER, AMBER	SO	JAMESTOWN	4:23:18.00		
	CHANCE, LEAH	SR	TENNESSEE WESL		NT	
	MULLEN, MADDIE	SO	SCAD ATLANTA		NT	
	CLARK, CAITLIN	SO	SPRING ARBOR		NT	
	WOOD, OLIVIA	SR	WESTMONT		NT	
	IBARRA, CELESTE	SO	ROBERT MORRIS (I		NT	
	RHODES, HANNAH	JR	TENNESSEE WESL		NT	
	GROVE, TAYLOR	SO	CONCORDIA (NEB.		NT	
	YINGER, KARLIE	JR	TENNESSEE WESL		NT	

NAIA OUTDOOR TRACK & FIELD CHAMPIONSHIPS 2017

Gulf Shores, AL

Mickey Miller Blackwell Stadium

Weather: Sunny & Clear, Th- 80, Fr- 83, Sa- 84

Host: Gulf Shores Sports Commission

5/25/2017 - 5/27/2017

MEET OFFICIALS**Meet Director:**


Houston Young

Meet Referee:

Lawhorn/Thurber/ Mitchell

Timing:

www.cfpitiming.com

**OFFICIAL MEET REPORT**

printed: 7/28/2017 2:59 PM

RESULTS**#49 Women's Marathon (cont'd)****6:00 AM (Day 3):**

Pl	Name	Yr	Team	Time	Note	Pts
	MCGAHA, MAUREEN		SR CUMBERLANDS		NT	

#1 Women's 100 Meters

W	World	10.49	Florence Griffith-Joyner	USA	8/16/1988	Indianapolis, IN
A	American	10.49	Florence Griffith Joyner	World Class AC	7/16/1988	Indianapolis, IN
N	NAIA Championship	11.28	Jura Levy	Oklahoma Baptist	5/24/2014	Gulf Shores, AL
C	College Outdoor	10.78	Dawn Sowell	L.S.U.	6/2/1989	Provo, UT

3:50 PM (Day 3):**Finals**

Wind: (+2.8)

Pl	Name	Yr	Team	Time	Note	Pts
1	WOODS, BRIANNA		SR INDIANA TECH	11.45		10
2	WILLIAMS, J'HARI		FR USC-BEAUFORT	11.72		8
3	BRINSON, JONINA		JR MOBILE	11.73		6
4	JOHNSON, DEVIN		FR WAYLAND BAPTIS	11.82	11.815	5
5	HOLLINS, E'KEISHA		JR WAYLAND BAPTIS	11.82	11.818	4
6	HOLMES, TIA		JR INDIANA TECH	11.85		3
7	ENGLE, NATALI		JR FRIENDS	11.91		2
8	GARDNER, ASIA		FR SIENA HEIGHTS	12.02		1

2:50 PM (Day 2):**Prelims**

Pl	Name	Yr	Team	Time	Note	H(Pl)	
1	WOODS, BRIANNA		SR INDIANA TECH	11.64Q	(+1.1)	1(1)	
2	WILLIAMS, J'HARI		FR USC-BEAUFORT	11.79Q	(+3.1)	2(1)	
3	HOLLINS, E'KEISHA		JR WAYLAND BAPTIS	11.81Q	(+3.8)	3(1)	
4	JOHNSON, DEVIN		FR WAYLAND BAPTIS	11.82Q	(+2.6)	5(1)	
5	HOLMES, TIA		JR INDIANA TECH	11.86q	(+3.1)	2(2)	
6	BRINSON, JONINA		JR MOBILE	11.87Q	(+2.5)	4(1)	
7	ENGLE, NATALI		JR FRIENDS	11.88q	(+3.8)	3(2)	
8	GARDNER, ASIA		FR SIENA HEIGHTS	11.92q	(+2.6)	5(2)	
9	PENNIE, CHANTAL		JR SOUTHERN-NO	11.93	(+2.5)	4(2)	
10	BROOKS-GILLINGS, OSHIN		JR SOUTHERN-NO	11.94	(+2.6)	5(3)	
11	DENNIE, RENAE		SO WILEY	11.95	(+3.8)	3(3)	
12	BRAY, PAIGE		JR CULVER-STOCKTO	11.97	(+3.8)	3(4)	
13	PERRY, BRITTNEE		SR INDIANA TECH	12.01	12.008	(+2.5)	4(3)
14	TYLER, RAKAYLA		SO SOUTHERN OREG	12.01	12.009	(+1.1)	1(2)
15	BLUMKAITIS, JULIA		JR LINDENWOOD-BEL	12.02	(+2.6)	5(4)	
16	MASON, JASMINE		FR ST. GREGORY'S	12.04	(+2.5)	4(4)	
17	HOWARD, T'ARA		SR LANGSTON	12.05	(+3.1)	2(3)	
18	BRIDGES, MIA		JR WILLIAM CAREY	12.06	(+3.1)	2(4)	
19	MARES, GLORIA		JR BAKER	12.08	(+2.5)	4(5)	
20	REAMS, ALIYAH		SR MISSOURI BAPTIS	12.09	12.081	(+3.8)	3(5)
21	CRAWFORD, CHASITY		FR TEXAS WESLEYAN	12.09	12.086	(+2.5)	4(6)
22	COOKS, ANNIE		SR WILLIAM CAREY	12.09	12.089	(+2.5)	4(7)
23	THOMPSON, PATRICIA		SR INDIANA TECH	12.10	(+2.6)	5(5)	

NAIA OUTDOOR TRACK & FIELD CHAMPIONSHIPS 2017

Gulf Shores, AL

Mickey Miller Blackwell Stadium

Weather: Sunny & Clear, Th- 80, Fr- 83, Sa- 84

Host: Gulf Shores Sports Commission

5/25/2017 - 5/27/2017

MEET OFFICIALS**Meet Director:**


Houston Young

Meet Referee:

Lawhorn/Thurber/ Mitchell

Timing:

www.cfpitiming.com

**OFFICIAL MEET REPORT**

printed: 7/28/2017 2:59 PM

RESULTS**#1 Women's 100 Meters (cont'd)**

2:50 PM (Day 2):

Prelims

Pl	Name	Yr	Team	Time	Note	H(Pl)
24	WILLIAMS, ABERDEEN	FR	FLORIDA MEMORI	12.12		(+1.1) 1(3)
25	YOUNG-BROOKS, MILDRENAE	SO	SIENA HEIGHTS	12.15		(+1.1) 1(4)
26	PAUL, MARGARET	SO	OREGON TECH	12.16		(+3.8) 3(6)
27	BYRD, PAMELA	JR	WILLIAM CAREY	12.17		(+3.1) 2(5)
28	POPE, ASHLI	SO	CUMBERLANDS	12.20		(+2.5) 4(8)
29	LILJA, LISA	FR	KEISER UNIVERSIT	12.30	12.297	(+1.1) 1(5)
29	WEIR, KATRINA	SR	SOUTHWEST (N.M.)	12.30	12.297	(+3.8) 3(7)
31	HYMAN, OSHIN	JR	WARNER	12.31		(+1.1) 1(6)
32	ROSE, KEISHONDA	JR	BENEDICTINE (KA)	12.33		(+3.1) 2(6)
33	DAVID, DANIELLE	FR	WILEY	12.34		(+3.1) 2(7)
34	TRUSS, COURTNEY	JR	AQUINAS	12.45	12.446	(+2.6) 5(6)
35	BOYNTON, RASHE	SR	BETHEL (KAN.)	12.45	12.449	(+2.6) 5(7)
36	LEE, MALON	FR	MISSOURI VALLEY	12.46		(+2.6) 5(8)
37	MARK, TERRISA	SR	WILEY	12.60		(+3.8) 3(8)
38	RICKS, ANIKA	SR	FRIENDS	13.98		(+1.1) 1(7)

HEAT RESULTS**Prelims**

Pl	Name	Yr	Team	Time	Note
Heat 1 of 5 Wind: (+1.1)					
1	WOODS, BRIANNA	SR	INDIANA TECH	11.64Q	
2	TYLER, RAKAYLA	SO	SOUTHERN OREG	12.01	12.009
3	WILLIAMS, ABERDEEN	FR	FLORIDA MEMORI	12.12	
4	YOUNG-BROOKS, MILDRENAE	SO	SIENA HEIGHTS	12.15	
5	LILJA, LISA	FR	KEISER UNIVERSIT	12.30	12.297
6	HYMAN, OSHIN	JR	WARNER	12.31	
7	RICKS, ANIKA	SR	FRIENDS	13.98	
Heat 2 of 5 Wind: (+3.1)					
1	WILLIAMS, J'HARI	FR	USC-BEAUFORT	11.79Q	
2	HOLMES, TIA	JR	INDIANA TECH	11.86q	
3	HOWARD, T'ARA	SR	LANGSTON	12.05	
4	BRIDGES, MIA	JR	WILLIAM CAREY	12.06	
5	BYRD, PAMELA	JR	WILLIAM CAREY	12.17	
6	ROSE, KEISHONDA	JR	BENEDICTINE (KA)	12.33	
7	DAVID, DANIELLE	FR	WILEY	12.34	
Heat 3 of 5 Wind: (+3.8)					
1	HOLLINS, E'KEISHA	JR	WAYLAND BAPTIS	11.81Q	
2	ENGLE, NATALI	JR	FRIENDS	11.88q	
3	DENNIE, RENAE	SO	WILEY	11.95	
4	BRAY, PAIGE	JR	CULVER-STOCKTO	11.97	
5	REAMS, ALIYAH	SR	MISSOURI BAPTIS	12.09	12.081
6	PAUL, MARGARET	SO	OREGON TECH	12.16	
7	WEIR, KATRINA	SR	SOUTHWEST (N.M.)	12.30	12.297
8	MARK, TERRISA	SR	WILEY	12.60	

NAIA OUTDOOR TRACK & FIELD CHAMPIONSHIPS 2017

Gulf Shores, AL

Mickey Miller Blackwell Stadium

Weather: Sunny & Clear, Th- 80, Fr- 83, Sa- 84

Host: Gulf Shores Sports Commission

5/25/2017 - 5/27/2017

MEET OFFICIALS**Meet Director:**


Houston Young

Meet Referee:

Lawhorn/Thurber/ Mitchell

Timing:

www.cfpitiming.com

**OFFICIAL MEET REPORT**

printed: 7/28/2017 2:59 PM

RESULTS**#1 Women's 100 Meters (cont'd)****Prelims**

Pl	Name	Yr	Team	Time	Note
Heat 4 of 5					
				Wind: (+2.5)	
1	BRINSON, JONINA	JR	MOBILE	11.87Q	
2	PENNIE, CHANTAL	JR	SOUTHERN-NO	11.93	
3	PERRY, BRITTNEE	SR	INDIANA TECH	12.01	12.008
4	MASON, JASMINE	FR	ST. GREGORY'S	12.04	
5	MARES, GLORIA	JR	BAKER	12.08	
6	CRAWFORD, CHASITY	FR	TEXAS WESLEYAN	12.09	12.086
7	COOKS, ANNIE	SR	WILLIAM CAREY	12.09	12.089
8	POPE, ASHLI	SO	CUMBERLANDS	12.20	

Heat 5 of 5

Pl	Name	Yr	Team	Time	Note
				Wind: (+2.6)	
1	JOHNSON, DEVIN	FR	WAYLAND BAPTIS	11.82Q	
2	GARDNER, ASIA	FR	SIENA HEIGHTS	11.92q	
3	BROOKS-GILLINGS, OSHIN	JR	SOUTHERN-NO	11.94	
4	BLUMKAITIS, JULIA	JR	LINDENWOOD-BEL	12.02	
5	THOMPSON, PATRICIA	SR	INDIANA TECH	12.10	
6	TRUSS, COURTNEY	JR	AQUINAS	12.45	12.446
7	BOYNTON, RASHE	SR	BETHEL (KAN.)	12.45	12.449
8	LEE, MALON	FR	MISSOURI VALLEY	12.46	

#3 Women's 200 Meters

W	World	21.34	Florence Griffith-Joyner	USA	9/29/1988	Seoul, KOR
A	American	21.34	Florence Griffith Joyner	World Class AC	9/29/1988	Seoul, KOR
N	NAIA Championship	23.10	Sevethedn Fynes	Southern- New Orleans		
C	College Outdoor	22.04	Dawn Sowell	L.S.U.	6/2/1989	Provo, UT

5:10 PM (Day 3):**Finals**

Pl	Name	Yr	Team	Time	Note	Pts
				Wind: (+4.8)		
1	BOLTON, ARGYANA	FR	SOUTHERN-NO	23.16		10
2	WILLIAMS, J'HARI	FR	USC-BEAUFORT	23.67		8
3	WOODS, BRIANNA	SR	INDIANA TECH	23.82		6
4	POLEON, NATASHA	SO	WILEY	23.94		5
5	JOHNSON, DEVIN	FR	WAYLAND BAPTIS	24.04		4
6	BRAY, PAIGE	JR	CULVER-STOCKTO	24.41		3
7	FLETCHER, JEROSAN	JR	PARK U.	24.52		2
8	GARDNER, ASIA	FR	SIENA HEIGHTS	24.56		1

4:50 PM (Day 1):**Prelims**

Pl	Name	Yr	Team	Time	Note	H(Pl)
1	BOLTON, ARGYANA	FR	SOUTHERN-NO	23.85Q	(-1.3)	4(1)
2	WILLIAMS, J'HARI	FR	USC-BEAUFORT	23.94Q	(+1.0)	2(1)
3	WOODS, BRIANNA	SR	INDIANA TECH	23.98Q	(+0.3)	3(1)
4	JOHNSON, DEVIN	FR	WAYLAND BAPTIS	24.19Q	(+2.0)	1(1)
5	POLEON, NATASHA	SO	WILEY	24.20q	(-1.3)	4(2)
6	BRAY, PAIGE	JR	CULVER-STOCKTO	24.52q	(+2.0)	1(2)
7	GARDNER, ASIA	FR	SIENA HEIGHTS	24.61q	24.601 (+0.3)	3(2)

NAIA OUTDOOR TRACK & FIELD CHAMPIONSHIPS 2017

Gulf Shores, AL

Mickey Miller Blackwell Stadium

Weather: Sunny & Clear, Th- 80, Fr- 83, Sa- 84

Host: Gulf Shores Sports Commission

5/25/2017 - 5/27/2017

MEET OFFICIALS**Meet Director:**


Houston Young

Meet Referee:

Lawhorn/Thurber/ Mitchell

Timing:

www.cfpitiming.com

**OFFICIAL MEET REPORT**

printed: 7/28/2017 2:59 PM

RESULTS**#3 Women's 200 Meters (cont'd)**

4:50 PM (Day 1):

Prelims

Pl	Name	Yr	Team	Time	Note	H(Pl)
8	FLETCHER, JEROSAN	JR	PARK U.	24.61q	24.607 (+1.0)	2(2)
9	PRYCE, TAISHIA	FR	WILEY	24.65	(+1.0)	2(3)
10	CALLOWAY, FAITH	SO	USC-BEAUFORT	24.67	(+1.0)	2(4)
11	MARES, GLORIA	JR	BAKER	24.72	(+1.0)	2(5)
12	THOMPSON, PATRICIA	SR	INDIANA TECH	24.79	(+2.0)	1(3)
13	DANIEL, ARIANNA	FR	SOUTHERN OREG	24.83	24.823 (+2.0)	1(4)
13	HOLLINS, E'KEISHA	JR	WAYLAND BAPTIS	24.83	24.823 (-1.3)	4(3)
15	COTTON, CAITLYN	FR	HASTINGS	24.85	(+0.3)	3(3)
16	PENNIE, CHANTAL	JR	SOUTHERN-NO	24.94	(+0.3)	3(4)
17	SMITH, NIKKI	FR	COLUMBIA (MO.)	24.95	24.945 (+1.0)	2(6)
18	SMITH, VASHAWNDA	SO	LINDSEY WILSON	24.95	24.947 (+2.0)	1(5)
19	BROOKS-GILLINGS, OSHIN	JR	SOUTHERN-NO	24.96	(-1.3)	4(4)
20	TERRY, SHA'LONDA	FR	INDIANA TECH	24.97	(+0.3)	3(5)
21	COOKS, ANNIE	SR	WILLIAM CAREY	25.14	25.136 (+2.0)	1(6)
22	LILJA, LISA	FR	KEISER UNIVERSIT	25.14	25.140 (-1.3)	4(5)
23	NEALY, TISIAN	JR	ST. MARY (KAN.)	25.18	(-1.3)	4(6)
24	WEIR, KATRINA	SR	SOUTHWEST (N.M.)	25.22	(+1.0)	2(7)
25	HYMAN, OSHIN	JR	WARNER	25.27	(+0.3)	3(6)
26	ROSE, KEISHONDA	JR	BENEDICTINE (KA	25.35	(+2.0)	1(7)
27	CRAWFORD, CHASITY	FR	TEXAS WESLEYAN	25.40	(-1.3)	4(7)
28	BRAIMBRIDGE, AMY	FR	MCPHERSON	25.54	(+0.3)	3(7)
29	EDWARDS, TANNESHA	FR	GRACELAND	25.79	(+2.0)	1(8)

HEAT RESULTS**Prelims**

Pl	Name	Yr	Team	Time	Note
Heat 1 of 4 Wind: (+2.0)					
1	JOHNSON, DEVIN	FR	WAYLAND BAPTIS	24.19Q	
2	BRAY, PAIGE	JR	CULVER-STOCKTO	24.52q	
3	THOMPSON, PATRICIA	SR	INDIANA TECH	24.79	
4	DANIEL, ARIANNA	FR	SOUTHERN OREG	24.83	24.823
5	SMITH, VASHAWNDA	SO	LINDSEY WILSON	24.95	24.947
6	COOKS, ANNIE	SR	WILLIAM CAREY	25.14	25.136
7	ROSE, KEISHONDA	JR	BENEDICTINE (KA	25.35	
8	EDWARDS, TANNESHA	FR	GRACELAND	25.79	
Heat 2 of 4 Wind: (+1.0)					
1	WILLIAMS, J'HARI	FR	USC-BEAUFORT	23.94Q	
2	FLETCHER, JEROSAN	JR	PARK U.	24.61q	24.607
3	PRYCE, TAISHIA	FR	WILEY	24.65	
4	CALLOWAY, FAITH	SO	USC-BEAUFORT	24.67	
5	MARES, GLORIA	JR	BAKER	24.72	
6	SMITH, NIKKI	FR	COLUMBIA (MO.)	24.95	24.945
7	WEIR, KATRINA	SR	SOUTHWEST (N.M.)	25.22	
Heat 3 of 4 Wind: (+0.3)					

NAIA OUTDOOR TRACK & FIELD CHAMPIONSHIPS 2017

Gulf Shores, AL

Mickey Miller Blackwell Stadium

Weather: Sunny & Clear, Th- 80, Fr- 83, Sa- 84

Host: Gulf Shores Sports Commission

5/25/2017 - 5/27/2017

MEET OFFICIALS**Meet Director:**


Houston Young

Meet Referee:

Lawhorn/Thurber/ Mitchell

Timing:

www.cfpitiming.com

**OFFICIAL MEET REPORT**

printed: 7/28/2017 2:59 PM

RESULTS**#3 Women's 200 Meters (cont'd)****Prelims**

Pl	Name	Yr	Team	Time	Note
1	WOODS, BRIANNA	SR	INDIANA TECH	23.98	Q
2	GARDNER, ASIA	FR	SIENA HEIGHTS	24.61	q 24.601
3	COTTON, CAITLYN	FR	HASTINGS	24.85	
4	PENNIE, CHANTAL	JR	SOUTHERN-NO	24.94	
5	TERRY, SHA'LONDA	FR	INDIANA TECH	24.97	
6	HYMAN, OSHIN	JR	WARNER	25.27	
7	BRAIMBRIDGE, AMY	FR	MCPHERSON	25.54	

Heat 4 of 4

Wind: (-1.3)

1	BOLTON, ARGYANA	FR	SOUTHERN-NO	23.85	Q
2	POLEON, NATASHA	SO	WILEY	24.20	q
3	HOLLINS, E'KEISHA	JR	WAYLAND BAPTIS	24.83	24.823
4	BROOKS-GILLINGS, OSHIN	JR	SOUTHERN-NO	24.96	
5	LILJA, LISA	FR	KEISER UNIVERSIT	25.14	25.140
6	NEALY, TISIAN	JR	ST. MARY (KAN.)	25.18	
7	CRAWFORD, CHASITY	FR	TEXAS WESLEYAN	25.40	

#5 Women's 400 Meters

W	World	47.60	Marita Koch	GDR	10/6/1985	Canberra, AUS
A	American	48.70	Sandi Richards	Nike	9/17/2006	Athens, GRE
N	NAIA Championship	51.44	Fatimat Yusuf	Azusa Pacific, CA	1996	Marietta, GA
C	College Outdoor	49.71	Courtney Okolo	Texas	4/23/2016	Baton Rouge, LA

4:30 PM (Day 3):**Finals**

Pl	Name	Yr	Team	Time	Note	Pts
1	HYLTON, SHADAE	JR	SOUTHERN-NO	54.41		10
2	POLEON, NATASHA	SO	WILEY	54.89		8
3	VELGERSDYK, MIRANDA	JR	DORDT	55.28		6
4	MOODY, JENNA	JR	ST. FRANCIS (ILL.)	55.97		5
5	WILSON, APRIL	SR	INDIANA TECH	56.25		4
6	MOODY, AYANNA	SO	INDIANA TECH	56.30		3
7	WILLIAMS, ARIANE	SO	XAVIER-LOUISIANA	57.11		2
8	MOORE, ALEXIS	JR	SIENA HEIGHTS	57.19		1

3:30 PM (Day 2):**Prelims**

Pl	Name	Yr	Team	Time	Note	H(Pl)
1	HYLTON, SHADAE	JR	SOUTHERN-NO	54.82	Q	2(1)
2	POLEON, NATASHA	SO	WILEY	55.59	Q	3(1)
3	MOODY, JENNA	JR	ST. FRANCIS (ILL.)	55.71	Q	2(2)
4	VELGERSDYK, MIRANDA	JR	DORDT	55.99	Q	1(1)
5	MOORE, ALEXIS	JR	SIENA HEIGHTS	56.74	q	2(3)
6	MOODY, AYANNA	SO	INDIANA TECH	56.98	Q	1(2)
7	WILLIAMS, ARIANE	SO	XAVIER-LOUISIANA	57.31	q	2(4)
8	FLETCHER, JEROSAN	JR	PARK U.	57.35		2(5)
9	WILSON, APRIL	SR	INDIANA TECH	57.58	Q	3(2)
10	THOMAS, CHRISS ANN	SO	WILEY	57.60		3(3)

NAIA OUTDOOR TRACK & FIELD CHAMPIONSHIPS 2017

Gulf Shores, AL

Mickey Miller Blackwell Stadium

Weather: Sunny & Clear, Th- 80, Fr- 83, Sa- 84

Host: Gulf Shores Sports Commission

5/25/2017 - 5/27/2017

MEET OFFICIALS**Meet Director:**


Houston Young

Meet Referee:

Lawhorn/Thurber/ Mitchell

Timing:

www.cfpitiming.com

**OFFICIAL MEET REPORT**

printed: 7/28/2017 2:59 PM

RESULTS**#5 Women's 400 Meters (cont'd)**

3:30 PM (Day 2):

Prelims

Pl Name	Yr Team	Time	Note	H(Pl)
11 PHIPPS, TARYN	SR WESTMONT	57.97		3(4)
12 DAVID, DANIELLE	FR WILEY	58.16		1(3)
13 SMITH, NIKKI	FR COLUMBIA (MO.)	58.43		3(5)
14 SMITH, MOLLY JO	SR ST. AMBROSE	59.23		3(6)
15 HARRISON, DEJA	JR WILEY	1:04.13		1(4)
WHITE, MONICA	SO CARROLL	DQ		2
REED, MEAGAN	JR DILLARD	DQ		1
COLUMBUS, KAHLIA	SO DILLARD	DQ		1
BARTH, KARA	SR CARROLL	DQ		2

HEAT RESULTS**Prelims**

Pl Name	Yr Team	Time	Note
Heat 1 of 3			
1 VELGERSDYK, MIRANDA	JR DORDT	55.99Q	
2 MOODY, AYANNA	SO INDIANA TECH	56.98Q	
3 DAVID, DANIELLE	FR WILEY	58.16	
4 HARRISON, DEJA	JR WILEY	1:04.13	
REED, MEAGAN	JR DILLARD	DQ	
COLUMBUS, KAHLIA	SO DILLARD	DQ	
Heat 2 of 3			
1 HYLTON, SHADAE	JR SOUTHERN-NO	54.82Q	
2 MOODY, JENNA	JR ST. FRANCIS (ILL.)	55.71Q	
3 MOORE, ALEXIS	JR SIENA HEIGHTS	56.74q	
4 WILLIAMS, ARIANE	SO XAVIER-LOUISIANA	57.31q	
5 FLETCHER, JEROSAN	JR PARK U.	57.35	
WHITE, MONICA	SO CARROLL	DQ	
BARTH, KARA	SR CARROLL	DQ	
Heat 3 of 3			
1 POLEON, NATASHA	SO WILEY	55.59Q	
2 WILSON, APRIL	SR INDIANA TECH	57.58Q	
3 THOMAS, CHRISS ANN	SO WILEY	57.60	
4 PHIPPS, TARYN	SR WESTMONT	57.97	
5 SMITH, NIKKI	FR COLUMBIA (MO.)	58.43	
6 SMITH, MOLLY JO	SR ST. AMBROSE	59.23	

NAIA OUTDOOR TRACK & FIELD CHAMPIONSHIPS 2017

Gulf Shores, AL

Mickey Miller Blackwell Stadium

Weather: Sunny & Clear, Th- 80, Fr- 83, Sa- 84

Host: Gulf Shores Sports Commission

5/25/2017 - 5/27/2017

MEET OFFICIALS**Meet Director:**


Houston Young

Meet Referee:

Lawhorn/Thurber/ Mitchell

Timing:

www.cfpitiming.com

**OFFICIAL MEET REPORT**

printed: 7/28/2017 2:59 PM

RESULTS**#7 Women's 800 Meters**

W World	1:53.28	Jarmila Kratochvilova	TCH	7/26/1983	Munich, GER
A American	1:56.40	Jearl Miles Clark	Reebok	8/11/1999	Zurich, SWI
N NAIA Championship	2:02.12	Helen Crofts	Simon Fraser, BC	2011	Marion, IN
C College Outdoor	1:59.10	Raevyn Rogers	Oregon	4/15/2017	Torrance, CA

4:50 PM (Day 3):**Finals**

Pl	Name	Yr	Team	Time	Note	Pts
1	SEGRAVE, HANNAH	SR	MILLIGAN	2:06.98		10
2	SHIELDS, ANNA	SO	POINT PARK	2:10.35		8
3	BOSCH, KATIE	JR	NORTHWESTERN (2:11.69		6
4	WILLIAMS, ELIZABETH	FR	WAYLAND BAPTIS	2:11.94		5
5	SIGAFOOSE, ADRI	JR	AQUINAS	2:13.02		4
6	BEEZHOLD, ALEXA	JR	OLIVET NAZARENE	2:14.32		3
7	JOURDAN, ASHLEY	SR	TRINITY CHRISTIA	2:14.64		2
8	SOSA, SILVIA	JR	WAYLAND BAPTIS	2:15.80		1

2:00 PM (Day 2):**Prelims**

Pl	Name	Yr	Team	Time	Note	H(Pl)
1	SHIELDS, ANNA	SO	POINT PARK	2:10.53q		4(1)
2	SEGRAVE, HANNAH	SR	MILLIGAN	2:11.61q		3(1)
3	BOSCH, KATIE	JR	NORTHWESTERN (2:11.80q		2(1)
4	SIGAFOOSE, ADRI	JR	AQUINAS	2:12.25q		1(1)
5	WILLIAMS, ELIZABETH	FR	WAYLAND BAPTIS	2:12.40q		3(2)
6	BEEZHOLD, ALEXA	JR	OLIVET NAZARENE	2:12.63q		1(2)
7	SOSA, SILVIA	JR	WAYLAND BAPTIS	2:13.40q		1(3)
8	JOURDAN, ASHLEY	SR	TRINITY CHRISTIA	2:13.47q		1(4)
9	ABBOTT, ASPEN	SR	SOUTHERN OREG	2:13.73		1(5)
10	JENSEN, ARIEL	JR	LEWIS-CLARK	2:14.01		3(3)
11	VAN ZEE, JUSTINE	SR	DORDT	2:14.41		4(2)
12	CANO, TIFFANY	SO	WAYLAND BAPTIS	2:14.75		2(2)
13	MURRAY, ALISA	SR	BIOLA	2:15.04		3(4)
14	PEACE, MADISON	SR	CUMBERLANDS	2:15.17		4(3)
15	KORPACH, SARAH	SR	BRITISH COLUMBI	2:15.26		2(3)
16	DANIELS, PATRICE	JR	WAYLAND BAPTIS	2:15.71		2(4)
17	BROWN-DIVAN, KARLEY	SR	OLIVET NAZARENE	2:15.76		2(5)
18	MUMM, MICHELLE	JR	MORNINGSIDE	2:16.76		2(6)
19	BLATTNER, KARI	SO	SOUTHWESTERN (2:16.79		4(4)
20	VAN TASSEL, CAMILLE	JR	BRITISH COLUMBI	2:16.82		3(5)
21	LANDHUIS, KATIE	JR	NORTHWESTERN (2:17.03		4(5)
22	SPRINKLES, JESSICA	FR	INDIANA WESLEYA	2:17.13		3(6)
23	MOORE, CHARLOTTE	JR	ARIZONA CHRISTI	2:17.20		4(6)
24	SKILES, KATELYNN	JR	LEWIS-CLARK	2:17.34		3(7)
25	MALMBORG, JOSEFINE	SO	KEISER UNIVERSIT	2:18.43		1(6)
26	ENGELBREKT, LILY	JR	NORTHWEST U.	2:18.83		1(7)
27	PARKS, EMILY	FR	WESTMONT	2:19.05		2(7)
28	WOODALL, NICOLE	SR	ST. AMBROSE	2:19.30		4(7)

NAIA OUTDOOR TRACK & FIELD CHAMPIONSHIPS 2017

Gulf Shores, AL

Mickey Miller Blackwell Stadium

Weather: Sunny & Clear, Th- 80, Fr- 83, Sa- 84

Host: Gulf Shores Sports Commission

5/25/2017 - 5/27/2017

MEET OFFICIALS**Meet Director:**


Houston Young

Meet Referee:

Lawhorn/Thurber/ Mitchell

Timing:

www.cfpitiming.com

**OFFICIAL MEET REPORT**

printed: 7/28/2017 2:59 PM

RESULTS**#7 Women's 800 Meters (cont'd)****HEAT RESULTS****Prelims**

Pl	Name	Yr	Team	Time	Note
Heat 1 of 4					
1	SIGAFOOSE, ADRI	JR	AQUINAS	2:12.25Q	
2	BEEZHOLD, ALEXA	JR	OLIVET NAZARENE	2:12.63q	
3	SOSA, SILVIA	JR	WAYLAND BAPTIS	2:13.40q	
4	JOURDAN, ASHLEY	SR	TRINITY CHRISTIA	2:13.47q	
5	ABBOTT, ASPEN	SR	SOUTHERN OREG	2:13.73	
6	MALMBORG, JOSEFINE	SO	KEISER UNIVERSIT	2:18.43	
7	ENGELBREKT, LILY	JR	NORTHWEST U.	2:18.83	
Heat 2 of 4					
1	BOSCH, KATIE	JR	NORTHWESTERN (2:11.80Q	
2	CANO, TIFFANY	SO	WAYLAND BAPTIS	2:14.75	
3	KORPACH, SARAH	SR	BRITISH COLUMBI	2:15.26	
4	DANIELS, PATRICE	JR	WAYLAND BAPTIS	2:15.71	
5	BROWN-DIVAN, KARLEY	SR	OLIVET NAZARENE	2:15.76	
6	MUMM, MICHELLE	JR	MORNINGSIDE	2:16.76	
7	PARKS, EMILY	FR	WESTMONT	2:19.05	
Heat 3 of 4					
1	SEGRAVE, HANNAH	SR	MILLIGAN	2:11.61Q	
2	WILLIAMS, ELIZABETH	FR	WAYLAND BAPTIS	2:12.40q	
3	JENSEN, ARIEL	JR	LEWIS-CLARK	2:14.01	
4	MURRAY, ALISA	SR	BIOLA	2:15.04	
5	VAN TASSEL, CAMILLE	JR	BRITISH COLUMBI	2:16.82	
6	SPRINKLES, JESSICA	FR	INDIANA WESLEYA	2:17.13	
7	SKILES, KATELYNN	JR	LEWIS-CLARK	2:17.34	
Heat 4 of 4					
1	SHIELDS, ANNA	SO	POINT PARK	2:10.53Q	
2	VAN ZEE, JUSTINE	SR	DORDT	2:14.41	
3	PEACE, MADISON	SR	CUMBERLANDS	2:15.17	
4	BLATTNER, KARI	SO	SOUTHWESTERN (2:16.79	
5	LANDHUIS, KATIE	JR	NORTHWESTERN (2:17.03	
6	MOORE, CHARLOTTE	JR	ARIZONA CHRISTI	2:17.20	
7	WOODALL, NICOLE	SR	ST. AMBROSE	2:19.30	

#9 Women's 1500 Meters

W	World	3:50.07	Genzebe Dibaba	ETH	7/17/2015	Fontvieille, MON
A	American	3:57.12	Mary Slaney	Athletics West	7/26/1983	Zurich, SWI
N	NAIA Championship	4:16.56	Sarah Howell	Simon Fraser, BC	1992	Abbotsford, BC,
C	College Outdoor	3:59.90	Jenny Simpson	Colorado		Eugene, OR

3:00 PM (Day 3):

Pl	Name	Yr	Team	Time	Note	Pts
1	SHIELDS, ANNA	SO	POINT PARK	4:24.58		10
2	HAWTHORN, NATALIA	SR	BRITISH COLUMBI	4:26.34		8
3	SYMONDS, NICOLA	SO	BRITISH COLUMBI	4:27.55		6
4	MCBEATH, SARAH	SR	INDIANA WESLEYA	4:30.62		5
5	MOORE, SARA	SR	OKLAHOMA CITY	4:32.78		4

NAIA OUTDOOR TRACK & FIELD CHAMPIONSHIPS 2017

Gulf Shores, AL

Mickey Miller Blackwell Stadium

Weather: Sunny & Clear, Th- 80, Fr- 83, Sa- 84

Host: Gulf Shores Sports Commission

5/25/2017 - 5/27/2017

MEET OFFICIALS**Meet Director:**


Houston Young

Meet Referee:

Lawhorn/Thurber/ Mitchell

Timing:

www.cfpitiming.com

**OFFICIAL MEET REPORT**

printed: 7/28/2017 2:59 PM

RESULTS**#9 Women's 1500 Meters (cont'd)**

3:00 PM (Day 3):

Pl	Name	Yr	Team	Time	Note	Pts
6	PERKINSON, JESSA	JR	SOUTHERN OREG	4:33.28		3
7	SIGAFOOSE, ADRI	JR	AQUINAS	4:33.85		2
8	KILMARTIN, SANDRA	SR	BRITISH COLUMBI	4:34.51		1
9	KLOPFENSTEIN, LILA	SR	COLLEGE OF IDAH	4:45.47		
10	ENGELBREKT, LILY	JR	NORTHWEST U.	4:47.35		
11	DE CASTRO, DANIELLE	SO	OREGON TECH	4:48.21		
12	PEDRICK, MORGAN	SR	THE MASTERS	4:54.61		

#11 Women's 5000 Meters

W	World	14:11.15	Tirunesh Dibaba	ETH			Oslo, NOR
A	American	14:44.76	Molly Huddle	Saucony	8/27/2010		Brussels, BEL
N	NAIA Championship	16:20.97	Mirian Kaumba	Oklahoma Baptist			
C	College Outdoor	15:07.64	Jenny Simpson	Colorado	5/2/2009		Palto Alto, CA

5:30 PM (Day 3):

Finals

Pl	Name	Yr	Team	Time	Note	Pts
1	PERKINSON, JESSA	JR	SOUTHERN OREG	17:24.55		10
2	WILLGING, ELLIE	SO	ST. XAVIER	17:30.46		8
3	VITALE-SULLIVAN, MOLLY	FR	COLLEGE OF IDAH	17:38.98		6
4	AU, ENID	SO	BRITISH COLUMBI	17:39.81		5
5	BROWN, SIERRA	SR	NORTHWEST CHRI	17:41.20		4
6	JEMELI, JACKLINE	SO	WAYLAND BAPTIS	17:47.61		3
7	JOHNSTON, STEPHANIE	JR	CONCORDIA (MICH	17:52.72		2
8	HAWTHORN, NATALIA	SR	BRITISH COLUMBI	18:13.90		1
9	HAVRANEK, ANNA	JR	SHAWNEE STATE	18:17.69		
10	CASSAR, BROOKE	JR	OKLAHOMA CITY	18:21.99		
11	FRANKIAN, ABIGAIL	JR	THE MASTERS	18:24.79		
12	KEARNEY, EMILY	FR	SCAD ATLANTA	18:39.45		
13	ESTABROOK, SARAH	JR	NORTHWEST U.	18:53.14		
14	KASTER, JULIA	SO	SOUTHEASTERN U	19:17.67		
15	DORN, KEILI	SO	EMBRY-RIDDLE AR	19:23.76		
	VALLAIRE, SHEA	JR	NORTHWEST CHRI	DNF		

6:10 PM (Day 2):

Prelims

Pl	Name	Yr	Team	Time	Note	H(Pl)
1	WILLGING, ELLIE	SO	ST. XAVIER	18:13.54q		1(1)
2	HAWTHORN, NATALIA	SR	BRITISH COLUMBI	18:14.66q		1(2)
3	HAVRANEK, ANNA	JR	SHAWNEE STATE	18:15.35q		1(3)
4	VALLAIRE, SHEA	JR	NORTHWEST CHRI	18:15.51q		1(4)
5	KEARNEY, EMILY	FR	SCAD ATLANTA	18:15.55q		1(5)
6	ESTABROOK, SARAH	JR	NORTHWEST U.	18:16.36q		1(6)
7	CASSAR, BROOKE	JR	OKLAHOMA CITY	18:20.49q		1(7)
8	PERKINSON, JESSA	JR	SOUTHERN OREG	18:31.51q		2(1)
9	AU, ENID	SO	BRITISH COLUMBI	18:35.25q		2(2)

NAIA OUTDOOR TRACK & FIELD CHAMPIONSHIPS 2017

Gulf Shores, AL

Mickey Miller Blackwell Stadium

Weather: Sunny & Clear, Th- 80, Fr- 83, Sa- 84

Host: Gulf Shores Sports Commission

5/25/2017 - 5/27/2017

MEET OFFICIALS**Meet Director:**

Houston Young

Meet Referee:

Lawhorn/Thurber/ Mitchell

Timing:

www.cfpitiming.com

**OFFICIAL MEET REPORT**

printed: 7/28/2017 2:59 PM

RESULTS**#11 Women's 5000 Meters (cont'd)**

6:10 PM (Day 2):

Prelims

Pl Name	Yr Team	Time Note	H(Pl)
10 VITALE-SULLIVAN, MOLLY	FR COLLEGE OF IDAH	18:36.19Q	2(3)
11 BROWN, SIERRA	SR NORTHWEST CHRI	18:36.81Q	2(4)
12 DORN, KEILI	SO EMBRY-RIDDLE AR	18:38.64q	1(8)
13 JOHNSTON, STEPHANIE	JR CONCORDIA (MICH	18:40.79Q	2(5)
14 JEMELI, JACKLINE	SO WAYLAND BAPTIS	18:41.63Q	2(6)
15 FRANKIAN, ABIGAIL	JR THE MASTERS	18:44.42q	2(7)
16 KASTER, JULIA	SO SOUTHEASTERN U	18:44.78q	2(8)
17 BLACKMORE, KAYLE	SO SOUTHERN OREG	18:56.32	1(9)
18 RANSOM, EMILY	SO BIOLA	19:24.61	2(9)
19 MUNDEL, SAMANTHA	SO CARROLL	20:07.71	1(10)

HEAT RESULTS**Prelims**

Pl Name	Yr Team	Time Note
Heat 1 of 2		
1 WILLGING, ELLIE	SO ST. XAVIER	18:13.54Q
2 HAWTHORN, NATALIA	SR BRITISH COLUMBI	18:14.66Q
3 HAVRANEK, ANNA	JR SHAWNEE STATE	18:15.35Q
4 VALLAIRE, SHEA	JR NORTHWEST CHRI	18:15.51Q
5 KEARNEY, EMILY	FR SCAD ATLANTA	18:15.55Q
6 ESTABROOK, SARAH	JR NORTHWEST U.	18:16.36Q
7 CASSAR, BROOKE	JR OKLAHOMA CITY	18:20.49q
8 DORN, KEILI	SO EMBRY-RIDDLE AR	18:38.64q
9 BLACKMORE, KAYLE	SO SOUTHERN OREG	18:56.32
10 MUNDEL, SAMANTHA	SO CARROLL	20:07.71

Heat 2 of 2

1 PERKINSON, JESSA	JR SOUTHERN OREG	18:31.51Q
2 AU, ENID	SO BRITISH COLUMBI	18:35.25Q
3 VITALE-SULLIVAN, MOLLY	FR COLLEGE OF IDAH	18:36.19Q
4 BROWN, SIERRA	SR NORTHWEST CHRI	18:36.81Q
5 JOHNSTON, STEPHANIE	JR CONCORDIA (MICH	18:40.79Q
6 JEMELI, JACKLINE	SO WAYLAND BAPTIS	18:41.63Q
7 FRANKIAN, ABIGAIL	JR THE MASTERS	18:44.42q
8 KASTER, JULIA	SO SOUTHEASTERN U	18:44.78q
9 RANSOM, EMILY	SO BIOLA	19:24.61

#13 Women's 10000 Meters

W World	29:17.45	Almaz Ayana	ETH	8/12/2016	Rio de Janerio,
A American	30:22.22	Shalane Flanagan	Nike	8/15/2008	Beijing, CHN
N NAIA Championship	34:22.95	Alissa McKaig	Indiana Tech	2008	Edwardsville, IL
C College Outdoor	31:18.07	Lisa Koll	Iowa State	3/26/2010	Palto Alto, CA

7:50 PM (Day 1):

Pl Name	Yr Team	Time Note	Pts
1 WILLGING, ELLIE	SO ST. XAVIER	36:28.78	10
2 HAVRANEK, ANNA	JR SHAWNEE STATE	36:42.88	8

NAIA OUTDOOR TRACK & FIELD CHAMPIONSHIPS 2017

Gulf Shores, AL

Mickey Miller Blackwell Stadium

Weather: Sunny & Clear, Th- 80, Fr- 83, Sa- 84

Host: Gulf Shores Sports Commission

5/25/2017 - 5/27/2017

MEET OFFICIALS**Meet Director:**


Houston Young

Meet Referee:

Lawhorn/Thurber/ Mitchell

Timing:

www.cfpitiming.com

**OFFICIAL MEET REPORT**

printed: 7/28/2017 2:59 PM

RESULTS**#13 Women's 10000 Meters (cont'd)**

7:50 PM (Day 1):

Pl	Name	Yr	Team	Time	Note	Pts
3	JOHNSTON, STEPHANIE	JR	CONCORDIA (MICH)	36:43.12		6
4	LOPEZ, SELENE	SR	WAYLAND BAPTIS	36:45.03		5
5	CHERONO, JACKLINE	FR	WAYLAND BAPTIS	36:46.60		4
6	YOUNG, ARIEL	SO	OHIO CHRISTIAN	36:49.29		3
7	JEMELI, JACKLINE	SO	WAYLAND BAPTIS	36:56.24		2
8	VALLAIRE, SHEA	JR	NORTHWEST CHRI	37:03.41		1
9	RAY, SARAH	SR	OLIVET NAZARENE	37:22.34		
10	ELLIS, ASHTYN	JR	COLLEGE OF IDAH	37:44.06		
11	SOPER, ELIZABETH	SR	OLIVET NAZARENE	37:50.92		
12	BETHEA, JANELLE	JR	HASTINGS	37:55.04		
13	COLLINS, KELLY	SR	WESTMONT	37:57.53		
14	ARELLANO, RAVEN	SO	GRACE	38:10.71		
15	REED, CINDY	SO	OREGON TECH	38:32.99		
16	DOUGLAS, BETSY	JR	USC-BEAUFORT	39:11.96		
17	RIOS, MELISSA	SO	NORTHWEST CHRI	39:35.19		
18	SHARP, BRITTANY	SO	MARIAN (IND.)	40:10.98		
	GUARNACCIA, KATIE	JR	POINT PARK	DNS		

#15 Women's 100m Hurdles

W	World	12.20	Keni Harrison	USA	7/22/2016	London, ENG
A	American	12.26	Brianna Rollins	Clemson	6/22/2013	Des Moines, IA
N	NAIA Championship	13.28	Crystal Bardge	Embry-Riddle FL	2012	Marion, IN
C	College Outdoor	12.39	Brianna Rollins	Clemson	6/8/2013	Eugene, OR

3:20 PM (Day 3):

Finals

Wind: (+1.9)

Pl	Name	Yr	Team	Time	Note	Pts
1	BRISCOE, TELECIA	FR	WAYLAND BAPTIS	13.70		10
2	MOTSI, TANYA	SR	BRITISH COLUMBI	14.10		8
3	PARKER, KARIS	JR	WAYLAND BAPTIS	14.12		6
4	CORREIA, LEONDRA	FR	INDIANA TECH	14.16		5
5	NEWMAN, SASHA	JR	DILLARD	14.19		4
6	DENNIE, RENAE	SO	WILEY	14.26		3
7	LOWMAN, SHERITA	FR	INDIANA TECH	14.37		2
8	BRAMHALL, RACHEL	SR	DOANE	14.45		1

1:30 PM (Day 2):

Prelims

Pl	Name	Yr	Team	Time	Note	H(Pl)
1	BRISCOE, TELECIA	FR	WAYLAND BAPTIS	13.83Q	(+2.5)	3(1)
2	PARKER, KARIS	JR	WAYLAND BAPTIS	13.87Q	(+2.3)	1(1)
3	MOTSI, TANYA	SR	BRITISH COLUMBI	14.09Q	(+2.8)	2(1)
4	BRAMHALL, RACHEL	SR	DOANE	14.11q	(+2.8)	2(2)
5	DENNIE, RENAE	SO	WILEY	14.13Q	(+2.3)	5(1)
6	NEWMAN, SASHA	JR	DILLARD	14.19q	(+2.8)	2(3)
7	CORREIA, LEONDRA	FR	INDIANA TECH	14.23Q	(+1.6)	4(1)

NAIA OUTDOOR TRACK & FIELD CHAMPIONSHIPS 2017

Gulf Shores, AL

Mickey Miller Blackwell Stadium

Weather: Sunny & Clear, Th- 80, Fr- 83, Sa- 84

Host: Gulf Shores Sports Commission

5/25/2017 - 5/27/2017

MEET OFFICIALS**Meet Director:**


Houston Young

Meet Referee:

Lawhorn/Thurber/ Mitchell

Timing:

www.cfpitiming.com

**OFFICIAL MEET REPORT**

printed: 7/28/2017 2:59 PM

RESULTS**#15 Women's 100m Hurdles (cont'd)**

1:30 PM (Day 2):

Prelims

Pl	Name	Yr	Team	Time	Note	H(Pl)
8	LOWMAN, SHERITA	FR	INDIANA TECH	14.24q	(+2.5)	3(2)
9	DESIRA, TORI	SR	AQUINAS	14.33	14.329 (+2.8)	2(4)
9	KING, ALEX	SR	AQUINAS	14.33	14.329 (+1.6)	4(2)
11	BERKS, OLIVIA	FR	HASTINGS	14.34	(+2.3)	1(2)
12	RAMIREZ, JENNIFER	FR	OUR LADY OF THE	14.36	14.356 (+2.3)	1(3)
12	BAKER, CHELSEA	JR	FRIENDS	14.36	14.356 (+2.3)	5(2)
14	BALLARD, ERIONA	JR	INDIANA TECH	14.37	(+2.3)	5(3)
15	ALLEN, SHAKIRAH	FR	INDIANA TECH	14.40	(+2.8)	2(5)
16	HARRIS, DACIA	FR	MIDAMERICA NAZA	14.45	(+2.3)	5(4)
17	BUSHKOFKY, KRISTA	SR	CLARKE	14.50	(+2.3)	1(4)
18	HAMILTON, DIMETREA	FR	GRAND VIEW	14.53	(+2.3)	1(5)
19	HONEYMAN, ABBY	JR	DICKINSON ST.	14.55	14.547 (+1.6)	4(5)
19	TAYLOR, JAQUEL	JR	INDIANA TECH	14.55	14.542 (+1.6)	4(3)
21	BROWN, AMORE	SO	AQUINAS	14.57	(+2.3)	5(5)
22	HERRERA, MADISON	JR	WESTMONT	14.72	(+1.6)	4(6)
23	OTAH, ASHLEY	FR	BIOLA	14.78	(+2.5)	3(3)
24	GEORGE, JALACIA	SO	INDIANA TECH	14.84	(+2.5)	3(4)
25	WUBBEN, DANIELLE	JR	DORDT	14.96	(+2.3)	1(6)
26	KEUNE, MACKENZIE	FR	NORTHWESTERN (14.97	(+2.3)	1(7)
27	ARELLANO, KAIANN	JR	JAMESTOWN	15.00	(+2.3)	5(6)
28	WELLS, CHEYENNE	SR	BRENAU	15.13	(+2.5)	3(5)
29	ROMINE, SYDNEY	FR	BRENAU	15.16	(+2.3)	5(7)
30	MOSELEY, AYANNA	SR	INDIANA TECH	15.18	(+2.5)	3(6)
31	JOSEPH, JASLYN	FR	USC-BEAUFORT	15.25	(+1.6)	4(7)
32	WHATLEY, OLIVIA	SO	UNION (KY.)	15.29	(+2.5)	3(7)
33	SAKEUH, PLENEH-TAY	SO	TAYLOR	15.80	(+2.8)	2(6)
	SIMPSON, LARIAH	SR	INDIANA TECH	DQ		4

HEAT RESULTS**Prelims**

Pl	Name	Yr	Team	Time	Note
Heat 1 of 5					
Wind: (+2.3)					
1	PARKER, KARIS	JR	WAYLAND BAPTIS	13.87Q	
2	BERKS, OLIVIA	FR	HASTINGS	14.34	
3	RAMIREZ, JENNIFER	FR	OUR LADY OF THE	14.36	14.356
4	BUSHKOFKY, KRISTA	SR	CLARKE	14.50	
5	HAMILTON, DIMETREA	FR	GRAND VIEW	14.53	
6	WUBBEN, DANIELLE	JR	DORDT	14.96	
7	KEUNE, MACKENZIE	FR	NORTHWESTERN (14.97	
Heat 2 of 5					
Wind: (+2.8)					
1	MOTSI, TANYA	SR	BRITISH COLUMBI	14.09Q	
2	BRAMHALL, RACHEL	SR	DOANE	14.11q	
3	NEWMAN, SASHA	JR	DILLARD	14.19q	
4	DESIRA, TORI	SR	AQUINAS	14.33	14.329

NAIA OUTDOOR TRACK & FIELD CHAMPIONSHIPS 2017

Gulf Shores, AL

Mickey Miller Blackwell Stadium

Weather: Sunny & Clear, Th- 80, Fr- 83, Sa- 84

Host: Gulf Shores Sports Commission

5/25/2017 - 5/27/2017

MEET OFFICIALS**Meet Director:**


Houston Young

Meet Referee:

Lawhorn/Thurber/ Mitchell

Timing:

www.cfpitiming.com

**OFFICIAL MEET REPORT**

printed: 7/28/2017 2:59 PM

RESULTS**#15 Women's 100m Hurdles (cont'd)****Prelims**

Pl	Name	Yr Team	Time	Note
5	ALLEN, SHAKIRAH	FR INDIANA TECH	14.40	
6	SAKEUH, PLENESEH-TAY	SO TAYLOR	15.80	

Heat 3 of 5

Wind: (+2.5)

1	BRISCOE, TELECIA	FR WAYLAND BAPTIS	13.83Q	
2	LOWMAN, SHERITA	FR INDIANA TECH	14.24q	
3	OTAH, ASHLEY	FR BIOLA	14.78	
4	GEORGE, JALACIA	SO INDIANA TECH	14.84	
5	WELLS, CHEYENNE	SR BRENAU	15.13	
6	MOSELEY, AYANNA	SR INDIANA TECH	15.18	
7	WHATLEY, OLIVIA	SO UNION (KY.)	15.29	

Heat 4 of 5

Wind: (+1.6)

1	CORREIA, LEONDRA	FR INDIANA TECH	14.23Q	
2	KING, ALEX	SR AQUINAS	14.33	14.329
3	TAYLOR, JAQUEL	JR INDIANA TECH	14.55	14.542
5	HONEYMAN, ABBY	JR DICKINSON ST.	14.55	14.547
6	HERRERA, MADISON	JR WESTMONT	14.72	
7	JOSEPH, JASLYN	FR USC-BEAUFORT	15.25	
	SIMPSON, LARIAH	SR INDIANA TECH	DQ	

Heat 5 of 5

Wind: (+2.3)

1	DENNIE, RENAE	SO WILEY	14.13Q	
2	BAKER, CHELSEA	JR FRIENDS	14.36	14.356
3	BALLARD, ERIONA	JR INDIANA TECH	14.37	
4	HARRIS, DACIA	FR MIDAMERICA NAZA	14.45	
5	BROWN, AMORE	SO AQUINAS	14.57	
6	ARELLANO, KAIANN	JR JAMESTOWN	15.00	
7	ROMINE, SYDNEY	FR BRENAU	15.16	

#17 Women's 400m Hurdles

W	World	52.34	Yuliya Pechenkina	RUS	8/8/2003	Tula, RUS
A	American	52.47	Lashinda Demus	Nike	9/1/2011	Daegu, KOR
N	NAIA Championship	55.14	Deon Hemmings	Central State, OH	1993	Abbotsford, BC,
C	College Outdoor	53.21	Kori Carter	Stanford	6/7/2013	Eugene, OR

4:10 PM (Day 3):**Finals**

Pl	Name	Yr Team	Time	Note	Pts
1	NEEDHAM, TAYLOR	JR SOUTHWESTERN (59.92		10
2	SMIKLE, KIMONA	SO SOUTHERN-NO	1:00.18		8
3	BRANNAGAN, KALYN	JR DOANE	1:00.86		6
4	NEWMAN, SASHA	JR DILLARD	1:01.87		5
5	GREEN, SHANTAE	JR SOUTHERN-NO	1:02.21		4
6	BRAMHALL, RACHEL	SR DOANE	1:02.48		3
7	FLORES, ALEXIS	JR WAYLAND BAPTIS	1:02.61		2
8	SMITH, MOLLY JO	SR ST. AMBROSE	1:04.27		1

NAIA OUTDOOR TRACK & FIELD CHAMPIONSHIPS 2017

Gulf Shores, AL

Mickey Miller Blackwell Stadium

Weather: Sunny & Clear, Th- 80, Fr- 83, Sa- 84

Host: Gulf Shores Sports Commission

5/25/2017 - 5/27/2017

MEET OFFICIALS**Meet Director:**


Houston Young

Meet Referee:

Lawhorn/Thurber/ Mitchell

Timing:

www.cfpitiming.com

**OFFICIAL MEET REPORT**

printed: 7/28/2017 2:59 PM

RESULTS**#17 Women's 400m Hurdles (cont'd)**

4:00 PM (Day 1):

Prelims

Pl	Name	Yr	Team	Time	Note	H(Pl)
1	GREEN, SHANTAE	JR	SOUTHERN-NO	1:00.71	Q	1(1)
2	NEEDHAM, TAYLOR	JR	SOUTHWESTERN (1:00.87	Q	4(1)
3	BRAMHALL, RACHEL	SR	DOANE	1:01.31	Q	2(1)
4	NEWMAN, SASHA	JR	DILLARD	1:01.47	q	4(2)
5	BRANNAGAN, KALYN	JR	DOANE	1:01.63	q 1:01.627	1(2)
6	SMIKLE, KIMONA	SO	SOUTHERN-NO	1:01.63	q 1:01.628	3(1)
7	SMITH, MOLLY JO	SR	ST. AMBROSE	1:01.73	q	3(2)
8	FLORES, ALEXIS	JR	WAYLAND BAPTIS	1:01.74	q	2(2)
9	RAMIREZ, JENNIFER	FR	OUR LADY OF THE	1:02.14		3(3)
10	HUNDLEY, SHELBY	SO	FRIENDS	1:02.91		4(3)
11	SUPERIOR, TAYLOR	JR	USC-BEAUFORT	1:02.95		3(4)
12	TOURIGNY, KATHERINE	SR	BRITISH COLUMBI	1:03.61		1(3)
13	SAPP, JENNY	SO	LEWIS-CLARK	1:03.84		1(4)
14	WHITE, HALEY	SO	EASTERN OREGO	1:03.98		3(5)
15	DEHAVEN-BOYD, ALEXIA	SO	LINDSEY WILSON	1:04.35		3(6)
16	PHILLIPS, ABIGAIL	SR	TAYLOR	1:04.44		1(5)
17	HAWKINS, KAMI	SO	COLLEGE OF IDAH	1:04.75		4(4)
18	WHATLEY, OLIVIA	SO	UNION (KY.)	1:04.80		4(5)
19	KEUNE, MACKENZIE	FR	NORTHWESTERN (1:04.87		2(3)
20	EMERSON, KATIE	SO	EASTERN OREGO	1:04.98		2(4)
21	MADDEN, HAYLEY	FR	BRITISH COLUMBI	1:05.33		2(5)
22	AMBUUL, TERESA	FR	ST. GREGORY'S	1:05.94		2(6)
23	HARSIN, EMILY	JR	DOANE	1:06.03		4(6)
24	PRYCE, TAISHIA	FR	WILEY	1:31.49		1(6)
	HOLNESS, SHAY-ANN	JR	FLORIDA MEMORI	DNF		3

HEAT RESULTS**Prelims**

Pl	Name	Yr	Team	Time	Note
Heat 1 of 4					
1	GREEN, SHANTAE	JR	SOUTHERN-NO	1:00.71	Q
2	BRANNAGAN, KALYN	JR	DOANE	1:01.63	q 1:01.627
3	TOURIGNY, KATHERINE	SR	BRITISH COLUMBI	1:03.61	
4	SAPP, JENNY	SO	LEWIS-CLARK	1:03.84	
5	PHILLIPS, ABIGAIL	SR	TAYLOR	1:04.44	
6	PRYCE, TAISHIA	FR	WILEY	1:31.49	
Heat 2 of 4					
1	BRAMHALL, RACHEL	SR	DOANE	1:01.31	Q
2	FLORES, ALEXIS	JR	WAYLAND BAPTIS	1:01.74	q
3	KEUNE, MACKENZIE	FR	NORTHWESTERN (1:04.87	
4	EMERSON, KATIE	SO	EASTERN OREGO	1:04.98	
5	MADDEN, HAYLEY	FR	BRITISH COLUMBI	1:05.33	
6	AMBUUL, TERESA	FR	ST. GREGORY'S	1:05.94	

Heat 3 of 4

NAIA OUTDOOR TRACK & FIELD CHAMPIONSHIPS 2017

Gulf Shores, AL

Mickey Miller Blackwell Stadium

Weather: Sunny & Clear, Th- 80, Fr- 83, Sa- 84

Host: Gulf Shores Sports Commission

5/25/2017 - 5/27/2017

MEET OFFICIALS**Meet Director:**


Houston Young

Meet Referee:

Lawhorn/Thurber/ Mitchell

Timing:

www.cfpitiming.com

**OFFICIAL MEET REPORT**

printed: 7/28/2017 2:59 PM

RESULTS**#17 Women's 400m Hurdles (cont'd)****Prelims**

Pl	Name	Yr Team	Time Note
1	SMIKLE, KIMONA	SO SOUTHERN-NO	1:01.63Q1:01.628
2	SMITH, MOLLY JO	SR ST. AMBROSE	1:01.73q
3	RAMIREZ, JENNIFER	FR OUR LADY OF THE	1:02.14
4	SUPERIOR, TAYLOR	JR USC-BEAUFORT	1:02.95
5	WHITE, HALEY	SO EASTERN OREGO	1:03.98
6	DEHAVEN-BOYD, ALEXIA	SO LINDSEY WILSON	1:04.35
	HOLNESS, SHAY-ANN	JR FLORIDA MEMORI	DNF

Heat 4 of 4

1	NEEDHAM, TAYLOR	JR SOUTHWESTERN (1:00.87Q
2	NEWMAN, SASHA	JR DILLARD	1:01.47q
3	HUNDLEY, SHELBY	SO FRIENDS	1:02.91
4	HAWKINS, KAMI	SO COLLEGE OF IDAH	1:04.75
5	WHATLEY, OLIVIA	SO UNION (KY.)	1:04.80
6	HARSIN, EMILY	JR DOANE	1:06.03

#19 Women's 3000m Steeple

W	World	8:52.78	Ruth Jebat	QAT	8/27/2016	Paris, FRA
A	American	9:11.42	Emma Coburn	New Balance	7/12/2014	Glasgow,
N	NAIA Championship	10:12.31	Justyna Mudy	Shorter, GA	2009	Edwardsville, IL
C	College Outdoor	9:24.41	Courtney Frerichs	New Mexico	6/11/2016	Eugene, Or

2:00 PM (Day 3):

Pl	Name	Yr Team	Time Note	Pts
1	DEWISPELARE, MARISSA	SR DOANE	10:23.99	10
2	ESPOSITO, LEAH	SR CARROLL	10:47.05	8
3	COOK, CAROLINE	JR SCAD SAVANNAH	10:53.72	6
4	DAWSON, LYNDEE	JR BIOLA	10:56.86	5
5	CROY, STEPHANIE	JR BIOLA	11:02.07	4
6	FLETCHER, MICHELLE	SR NORTHWEST CHRI	11:03.20	3
7	GALE, MACIE	SR NORTHWEST CHRI	11:06.15	2
8	MORENO, LORENA	JR ST. MARY (KAN.)	11:11.67	1
9	RUSSELL, TAMIKA	SO COLLEGE OF IDAH	11:21.54	
10	CAIRNS, BRIANNA	SR BRITISH COLUMBI	11:24.68	
11	HUNSAKER, HANNAH	JR BIOLA	11:27.75	
12	INGOLDSBY, RACHAEL	SR THE MASTERS	11:30.45	
13	ZIMMERMAN, BROOKE	SR FRIENDS	11:34.85	
14	RILEY, KERIGAN	SR INDIANA TECH	11:36.21	
15	BALL, GRACIE	SR ST. FRANCIS (ILL.)	11:45.51	
16	FOLLETTE, CHRISTA	SO FRIENDS	12:06.82	
17	CORYELL, CATHY	SR CORNERSTONE	12:12.79	
18	BAKER, TERRI	SR WESTMONT	13:12.44	

#45 Women's 5000m Walk

N	NAIA Championship	23:19.91	Nicola Evangelista	British Columbia	5/25/2011	Marion, IN
---	-------------------	----------	--------------------	------------------	-----------	------------

NAIA OUTDOOR TRACK & FIELD CHAMPIONSHIPS 2017

Gulf Shores, AL

Mickey Miller Blackwell Stadium

Weather: Sunny & Clear, Th- 80, Fr- 83, Sa- 84

Host: Gulf Shores Sports Commission

5/25/2017 - 5/27/2017

MEET OFFICIALS**Meet Director:**


Houston Young

Meet Referee:

Lawhorn/Thurber/ Mitchell

Timing:

www.cfpitiming.com

**OFFICIAL MEET REPORT**

printed: 7/28/2017 2:59 PM

RESULTS**#45 Women's 5000m Walk (cont'd)**

4:10 PM (Day 2):

Pl	Name	Yr	Team	Time	Note	Pts
1	CISNEROS, ANALI	FR	JUDSON	24:09.51		10
2	ALFONZO, NATALIA	SR	MISSOURI BAPTIS	24:35.08		8
3	NEWHOFF, KATHARINE	FR	ST. AMBROSE	25:59.29		6
4	MCCOLLUM, BRENDA	JR	BAKER	26:46.12		5
5	LOPEZ, JENNY	JR	ST. AMBROSE	26:59.20		4
6	MCCANDREW, DENISE	JR	MISSOURI BAPTIS	27:23.12		3
7	DELGADO, CASSANDRA	JR	ST. AMBROSE	27:57.64		2
8	BROGAN, BAILEY	SR	CORNERSTONE	28:33.55		1
9	ZHANG, ZOE	FR	BRITISH COLUMBI	29:08.04		
10	EMERY, SIANA	FR	GOSHEN	29:14.86		
	MELENDEZ, AMBERLY	FR	CARDINAL STRITC	DNF		
	APOLLO, CAITLIN	JR	BAKER	DQ		

#21 Women's 4 x 100m Relay

W	World	40.82	Bartoletta, Felix, Knight, Jeter	USA	8/11/2012	London, ENG
A	American	40.82	Madison, Felix, Knight, Jeter	USA national team	8/11/2012	London, GBR
N	NAIA Championship	44.32	Edwards, Grant, Sterling, Pomales	Central State, OH	1994	Azusa, CA
C	College Outdoor	42.12	Dunmore, Stevens, Cunliffe, Washington	Oregon	4/15/2017	Torrance, CA

2:40 PM (Day 3):

Finals

Pl	Team	Time	Note	Pts
1	INDIANA TECH (A)	45.21		10
	1) HOLMES, TIA JR		2) THOMPSON, PATRICIA SR	
	3) PERRY, BRITNEE SR		4) WOODS, BRIANNA SR	
2	WILEY (A)	46.64		8
	1) MARK, TERRISA SR		2) POLEON, NATASHA SO	
	3) ARTHUR, KENISHA SR		4) PRYCE, TAISHIA FR	
3	SIENA HEIGHTS (A)	46.81		6
	1) YOUNG-BROOKS, MILDRENAE SO		2) HILL, EMILY SO	
	3) MOORE, ALEXIS JR		4) GARDNER, ASIA FR	
4	WILLIAM CAREY (A)	46.82		5
	1) BRIDGES, MIA JR		2) COOKS, ANNIE SR	
	3) DONALD, CHARLANA FR		4) BYRD, PAMELA JR	
5	USC-BEAUFORT (A)	47.38		4
	1) CALLOWAY, FAITH SO		2) SUPERIOR, TAYLOR JR	
	3) MUTCHERSON, CORT'NASHA FR		4) WILLIAMS, J'HARI FR	
6	SOUTHERN OREGON (A)	47.49		3
	1) TYLER, RAKAYLA SO		2) DANIEL, ARIANNA FR	
	3) HAMMAN, MARGOT JR		4) GREENWADE, SAVANNAH FR	
7	DORDT (A)	47.92		2
	1) VELGERSDYK, MIRANDA JR		2) WIND, JOSCELYN SO	
	3) REGENERUS, PAM FR		4) WUBBEN, DANIELLE JR	

NAIA OUTDOOR TRACK & FIELD CHAMPIONSHIPS 2017

Gulf Shores, AL

Mickey Miller Blackwell Stadium

Weather: Sunny & Clear, Th- 80, Fr- 83, Sa- 84

Host: Gulf Shores Sports Commission

5/25/2017 - 5/27/2017

MEET OFFICIALS**Meet Director:**


Houston Young

Meet Referee:

Lawhorn/Thurber/ Mitchell

Timing:

www.cfpitiming.com

**OFFICIAL MEET REPORT**

printed: 7/28/2017 2:59 PM

RESULTS**#21 Women's 4 x 100m Relay (cont'd)**

2:40 PM (Day 3):

Finals

Pl	Team	Time	Note	Pts
	SOUTHERN-NO (A)		DQ	
	1) BROOKS-GILLINGS, OSHIN JR			
	2) HYLTON, SHADAE JR			
	3) PENNIE, CHANTAL JR			
	4) BOLTON, ARGYANA FR			

2:30 PM (Day 1):

Prelims

Pl	Team	Time	Note	H(Pl)
1	INDIANA TECH (A)	45.83q		3(1)
	1) HOLMES, TIA JR			
	2) THOMPSON, PATRICIA SR			
	3) PERRY, BRITNEE SR			
	4) WOODS, BRIANNA SR			
2	SOUTHERN-NO (A)	46.17q		2(1)
	1) BROOKS-GILLINGS, OSHIN JR			
	2) HYLTON, SHADAE JR			
	3) PENNIE, CHANTAL JR			
	4) BOLTON, ARGYANA FR			
3	SIENA HEIGHTS (A)	46.44q		3(2)
	1) YOUNG-BROOKS, MILDRENAE SO			
	2) HILL, EMILY SO			
	3) MOORE, ALEXIS JR			
	4) GARDNER, ASIA FR			
4	WILEY (A)	46.99q		1(1)
	1) MARK, TERRISA SR			
	2) POLEON, NATASHA SO			
	3) ARTHUR, KENISHA SR			
	4) DENNIE, RENAE SO			
5	SOUTHERN OREGON (A)	47.06q		1(2)
	1) TYLER, RAKAYLA SO			
	2) DANIEL, ARIANNA FR			
	3) HAMMAN, MARGOT JR			
	4) GREENWADE, SAVANNAH FR			
6	USC-BEAUFORT (A)	47.13q		2(2)
	1) CALLOWAY, FAITH SO			
	2) SUPERIOR, TAYLOR JR			
	3) MUTCHERSON, CORT'NASHA FR			
	4) WILLIAMS, J'HARI FR			
7	WILLIAM CAREY (A)	47.18q		2(3)
	1) BRIDGES, MIA JR			
	2) COOKS, ANNIE SR			
	3) DONALD, CHARLANA FR			
	4) BYRD, PAMELA JR			
8	DORDT (A)	47.29q		1(3)
	1) VELGERSDYK, MIRANDA JR			
	2) WIND, JOSCELYN SO			
	3) REGENERUS, PAM FR			
	4) WUBBEN, DANIELLE JR			
9	FRIENDS (A)	47.35		2(4)
	1) HUNDLEY, SHELBY SO			
	2) SIMON, ABBY SR			
	3) ALEXANDER, JAMIE SR			
	4) ENGLE, NATALI JR			
10	HASTINGS (A)	47.44		3(3)
	1) CUNNINGHAM, SHANTINIQUE SO			
	2) BERKS, OLIVIA FR			
	3) FAIMON, APRIL SR			
	4) COTTON, CAITLYN FR			
11	DOANE (A)	47.45		3(4)
	1) BRAMHALL, RACHEL SR			
	2) DUVAL, ALYSSA FR			
	3) WIETZKI, JORDAN SR			
	4) BRADLEY, KAITLIN JR			

NAIA OUTDOOR TRACK & FIELD CHAMPIONSHIPS 2017

Gulf Shores, AL

Mickey Miller Blackwell Stadium

Weather: Sunny & Clear, Th- 80, Fr- 83, Sa- 84

Host: Gulf Shores Sports Commission

5/25/2017 - 5/27/2017

MEET OFFICIALS**Meet Director:**

Houston Young

Meet Referee:

Lawhorn/Thurber/ Mitchell

Timing:

www.cfpitiming.com

**OFFICIAL MEET REPORT**

printed: 7/28/2017 2:59 PM

RESULTS**#21 Women's 4 x 100m Relay (cont'd)**

2:30 PM (Day 1):

Prelims

PI Team	Time	Note	H(PI)
12 AQUINAS (A)	47.73		3(5)
1) TRUSS, COURTNEY JR	2) MEACHUM, GRACE SO		
3) EYAMBA, EUNICE SO	4) FLOYD, ANALIS FR		
13 MARIAN (IND.) (A)	47.90		2(5)
1) MILLS, TAMIA FR	2) BIRKS, LATEEFAH JR		
3) GIBSON, RAVEN FR	4) HERRING, KYNDAL FR		
14 TENNESSEE WESLEYAN (A)	47.96		3(6)
1) LANKFORD, ALEXIS FR	2) JOHNSON, ALEXANDRIA JR		
3) KIRK, JYMEELAH FR	4) HOOIJDONK, ELS SO		
15 INDIANA WESLEYAN (A)	47.98		2(6)
1) FRIEDEN, KENDRA FR	2) MERTZ, MACHAELA SR		
3) KRANTZ, JAILYN SO	4) MELVIN, CORRINE SR		
16 XAVIER-LOUISIANA (A)	48.59		2(7)
1) WRIGHT, MARTINA SO	2) MILTON, ALEXIS SO		
3) RIGGS, JUSTYCE FR	4) RILEY, RY-ANNE FR		
17 LOYOLA-NEW ORLEANS (A)	48.61		1(4)
1) PEARSON, DIAMOND FR	2) HEBERT, MERI SO		
3) HENDERSON, TIERA SO	4) BANKS, LEAH SO		
18 GRAND VIEW (A)	49.39		1(5)
1) HAMILTON, DIMETREA FR	2) AYERS, RONNOJA JR		
3) ROBERTS, KATIE JR	4) FLAWS, ALLIE FR		
19 EDWARD WATERS (A)	50.20		1(6)
1) MOSS, QUADAISHA SO	2) BLOUNT, ALEXANDRA FR		
3) HOWARD, NAKIYA FR	4) CAMPBELL, ANNETTE FR		
WAYLAND BAPTIST (A)	DNF		1
1) BRISCOE, TELECIA FR	2) JOHNSON, DEVIN FR		
3) PARKER, KARIS JR	4) HOLLINS, E'KEISHA JR		
DILLARD (A)	DNF		3
1) REED, MEAGAN JR	2) FORTUNA, KAITLYN SR		
3) HURST, TAJDREANA SO	4) COLUMBUS, KAHLIA SO		

HEAT RESULTS**Prelims**

PI Team	Time	Note
Heat 1 of 3		
1 WILEY (A)	46.99Q	
1) MARK, TERRISA SR	2) POLEON, NATASHA SO	
3) ARTHUR, KENISHA SR	4) DENNIE, RENAE SO	
2 SOUTHERN OREGON (A)	47.06	

Q

NAIA OUTDOOR TRACK & FIELD CHAMPIONSHIPS 2017

Gulf Shores, AL

Mickey Miller Blackwell Stadium

Weather: Sunny & Clear, Th- 80, Fr- 83, Sa- 84

Host: Gulf Shores Sports Commission

5/25/2017 - 5/27/2017

MEET OFFICIALS**Meet Director:**


Houston Young

Meet Referee:

Lawhorn/Thurber/ Mitchell

Timing:

www.cfpitiming.com

**OFFICIAL MEET REPORT**

printed: 7/28/2017 2:59 PM

RESULTS**#21 Women's 4 x 100m Relay (cont'd)****Prelims**

Pl	Team	Time	Note
4	LOYOLA-NEW ORLEANS (A)	48.61	
	1) TYLER, RAKAYLA SO		2) DANIEL, ARIANNA FR
	3) HAMMAN, MARGOT JR		4) GREENWADE, SAVANNAH FR
5	GRAND VIEW (A)	49.39	
	1) PEARSON, DIAMOND FR		2) HEBERT, MERI SO
	3) HENDERSON, TIERA SO		4) BANKS, LEAH SO
6	EDWARD WATERS (A)	50.20	
	1) HAMILTON, DIMETREA FR		2) AYERS, RONNOJA JR
	3) ROBERTS, KATIE JR		4) FLAWS, ALLIE FR
	1) MOSS, QUADAISHA SO		2) BLOUNT, ALEXANDRA FR
	3) HOWARD, NAKIYA FR		4) CAMPBELL, ANNETTE FR
	WAYLAND BAPTIST (A)	DNF	
	1) BRISCOE, TELECIA FR		2) JOHNSON, DEVIN FR
	3) PARKER, KARIS JR		4) HOLLINS, E'KEISHA JR
Heat 2 of 3			
1	SOUTHERN-NO (A)	46.17Q	
	1) BROOKS-GILLINGS, OSHIN JR		2) HYLTON, SHADAE JR
	3) PENNIE, CHANTAL JR		4) BOLTON, ARGYANA FR
2	USC-BEAUFORT (A)	47.13Q	
	1) CALLOWAY, FAITH SO		2) SUPERIOR, TAYLOR JR
	3) MUTCHERSON, CORT'NASHA FR		4) WILLIAMS, J'HARI FR
3	WILLIAM CAREY (A)	47.18q	
	1) BRIDGES, MIA JR		2) COOKS, ANNIE SR
	3) DONALD, CHARLANA FR		4) BYRD, PAMELA JR
4	FRIENDS (A)	47.35	
	1) HUNDLEY, SHELBY SO		2) SIMON, ABBY SR
	3) ALEXANDER, JAMIE SR		4) ENGLE, NATALI JR
5	MARIAN (IND.) (A)	47.90	
	1) MILLS, TAMIA FR		2) BIRKS, LATEEFAH JR
	3) GIBSON, RAVEN FR		4) HERRING, KYNDAL FR
6	INDIANA WESLEYAN (A)	47.98	
	1) FRIEDEN, KENDRA FR		2) MERTZ, MACHAELA SR
	3) KRANTZ, JAILYN SO		4) MELVIN, CORRINE SR
7	XAVIER-LOUISIANA (A)	48.59	
	1) WRIGHT, MARTINA SO		2) MILTON, ALEXIS SO
	3) RIGGS, JUSTYCE FR		4) RILEY, RY-ANNE FR
Heat 3 of 3			
1	INDIANA TECH (A)	45.83Q	
	1) HOLMES, TIA JR		2) THOMPSON, PATRICIA SR
	3) PERRY, BRITTNEE SR		4) WOODS, BRIANNA SR
2	SIENA HEIGHTS (A)	46.44Q	

NAIA OUTDOOR TRACK & FIELD CHAMPIONSHIPS 2017

Gulf Shores, AL

Mickey Miller Blackwell Stadium

Weather: Sunny & Clear, Th- 80, Fr- 83, Sa- 84

Host: Gulf Shores Sports Commission

5/25/2017 - 5/27/2017

MEET OFFICIALS**Meet Director:**


Houston Young

Meet Referee:

Lawhorn/Thurber/ Mitchell

Timing:

www.cfpitiming.com

**OFFICIAL MEET REPORT**

printed: 7/28/2017 2:59 PM

RESULTS**#21 Women's 4 x 100m Relay (cont'd)****Prelims**

Pl	Team	Time	Note
4	DOANE (A) 1) YOUNG-BROOKS, MILDRENAE SO 3) MOORE, ALEXIS JR 2) HILL, EMILY SO 4) GARDNER, ASIA FR	47.45	
5	AQUINAS (A) 1) BRAMHALL, RACHEL SR 3) WIETZKI, JORDAN SR 2) DUVAL, ALYSSA FR 4) BRADLEY, KAITLIN JR	47.73	
6	TENNESSEE WESLEYAN (A) 1) TRUSS, COURTNEY JR 3) EYAMBA, EUNICE SO 2) MEACHUM, GRACE SO 4) FLOYD, ANALIS FR	47.96	
	DILLARD (A) 1) LANKFORD, ALEXIS FR 3) KIRK, JYMEELAH FR 2) JOHNSON, ALEXANDRIA JR 4) HOOIJDONK, ELS SO	DNF	
	1) REED, MEAGAN JR 3) HURST, TAJDREANA SO 2) FORTUNA, KAITLYN SR 4) COLUMBUS, KAHLIA SO		

#23 Women's 4 x 400m Relay

W	World	3:15.17	Ledovskaya, Nazarova, Pinigina,	URS	10/1/1988	Seoul, KOR
A	American	3:15.51	Howard, Dixon, Brisco, Joyner	USA national team	10/1/1988	Seoul, KOR
N	NAIA Championship	3:33.46	Fynes, Cole, Morgridge, McKenzie	Southern- New Orleans	1994	Azusa, CA
C	College Outdoor	3:23.75	Jones, McIntosh, Chapple, Richards	Texas	4/3/2004	Austin, TX

6:15 PM (Day 3):**Finals**

Pl	Team	Time	Note	Pts
1	SOUTHERN-NO (A) 1) HYLTON, SHADAE JR 3) BOLTON, ARGYANA FR 2) SMIKLE, KIMONA SO 4) BENNETT, ORENTIA SR	3:37.57		10
2	INDIANA TECH (A) 1) KENNEDY, PATIENCE SO 3) TERRY, SHA'LONDA FR 2) MOODY, AYANNA SO 4) WILSON, APRIL SR	3:43.98		8
3	WILEY (A) 1) POLEON, NATASHA SO 3) PRYCE, TAISHIA FR 2) THOMAS, CHRISS ANN SO 4) DAVID, DANIELLE FR	3:44.82		6
4	CARROLL (A) 1) EHMANN, KEELY SO 3) PORCH, HANNAH SO 2) WHITE, MONICA SO 4) BARTH, KARA SR	3:46.18		5
5	WAYLAND BAPTIST (A) 1) HOLLINS, E'KEISHA JR 3) CANO, TIFFANY SO 2) PARKER, KARIS JR 4) FLORES, ALEXIS JR	3:47.86		4
6	DORDT (A) 1) VELGERSDYK, MIRANDA JR 3) WILGENBURG, JENNA SO 2) RANKIN, ELIZABETH SO 4) WIND, JOSCELYN SO	3:48.52		3

NAIA OUTDOOR TRACK & FIELD CHAMPIONSHIPS 2017

Gulf Shores, AL

Mickey Miller Blackwell Stadium

Weather: Sunny & Clear, Th- 80, Fr- 83, Sa- 84

Host: Gulf Shores Sports Commission

5/25/2017 - 5/27/2017

MEET OFFICIALS**Meet Director:**


Houston Young

Meet Referee:

Lawhorn/Thurber/ Mitchell

Timing:

www.cfpitiming.com

**OFFICIAL MEET REPORT**

printed: 7/28/2017 2:59 PM

RESULTS**#23 Women's 4 x 400m Relay (cont'd)**

6:15 PM (Day 3):

Finals

Pl	Team	Time	Note	Pts
7	DILLARD (A)	3:48.77		2
	1) NEWMAN, SASHA JR	2) COLUMBUS, KAHLIA SO		
	3) HURST, TAJDREANA SO	4) REED, MEAGAN JR		
8	XAVIER-LOUISIANA (A)	3:56.31		1
	1) RILEY, RY-ANNE FR	2) WILLIAMS, ARIANE SO		
	3) SHANNON, TRAMAINE SR	4) ALLEN, CLARKE JR		

7:45 PM (Day 2):

Prelims

Pl	Team	Time	Note	H(Pl)
1	SOUTHERN-NO (A)	3:45.03q		2(1)
	1) BENNETT, ORENTHIA SR	2) SMIKLE, KIMONA SO		
	3) HYLTON, SHADAE JR	4) GREEN, SHANTAE JR		
2	WILEY (A)	3:46.01q		1(1)
	1) PRYCE, TAISHIA FR	2) THOMAS, CHRISS ANN SO		
	3) DAVID, DANIELLE FR	4) POLEON, NATASHA SO		
3	INDIANA TECH (A)	3:46.75q		1(2)
	1) KENNEDY, PATIENCE SO	2) MOODY, AYANNA SO		
	3) TERRY, SHA'LONDA FR	4) WILSON, APRIL SR		
4	CARROLL (A)	3:47.56q		2(2)
	1) EHMANN, KEELY SO	2) WHITE, MONICA SO		
	3) PORCH, HANNAH SO	4) BARTH, KARA SR		
5	WAYLAND BAPTIST (A)	3:48.52q		2(3)
	1) HOLLINS, E'KEISHA JR	2) PARKER, KARIS JR		
	3) CANO, TIFFANY SO	4) FLORES, ALEXIS JR		
6	DORDT (A)	3:49.58q		1(3)
	1) VELGERSDYK, MIRANDA JR	2) RANKIN, ELIZABETH SO		
	3) WILGENBURG, JENNA SO	4) WIND, JOSCELYN SO		
7	XAVIER-LOUISIANA (A)	3:49.76q		1(4)
	1) RILEY, RY-ANNE FR	2) WILLIAMS, ARIANE SO		
	3) SHANNON, TRAMAINE SR	4) ALLEN, CLARKE JR		
8	DILLARD (A)	3:49.93q		2(4)
	1) NEWMAN, SASHA JR	2) COLUMBUS, KAHLIA SO		
	3) HURST, TAJDREANA SO	4) REED, MEAGAN JR		
9	SOUTHERN OREGON (A)	3:51.15		1(5)
	1) TYLER, RAKAYLA SO	2) ABBOTT, ASPEN SR		
	3) GREENWADE, SAVANNAH FR	4) DANIEL, ARIANNA FR		
10	USC-BEAUFORT (A)	3:51.83		2(5)
	1) SUPERIOR, TAYLOR JR	2) TREGONING, LAUREN SO		
	3) MUTCHERSON, CORT'NASHA FR	4) CALLOWAY, FAITH SO		

NAIA OUTDOOR TRACK & FIELD CHAMPIONSHIPS 2017

Gulf Shores, AL

Mickey Miller Blackwell Stadium

Weather: Sunny & Clear, Th- 80, Fr- 83, Sa- 84

Host: Gulf Shores Sports Commission

5/25/2017 - 5/27/2017

MEET OFFICIALS

Meet Director:


Houston Young

Meet Referee:

Lawhorn/Thurber/ Mitchell

Timing:

www.cfpitiming.com



OFFICIAL MEET REPORT

printed: 7/28/2017 2:59 PM

RESULTS

#23 Women's 4 x 400m Relay (cont'd)

7:45 PM (Day 2):

Prelims

Pl	Team		Time	Note	H(Pl)
11	MARIAN (IND.) (A)		3:52.88		1(6)
	1) GIBSON, RAVEN FR	2) HERRING, KYNDAL FR			
	3) KOEHL, OLIVIA SO	4) BIRKS, LATEEFAH JR			
12	DOANE (A)		3:52.90		2(6)
	1) GOKIE, KYLIE SR	2) BRAMHALL, RACHEL SR			
	3) HARSIN, EMILY JR	4) BRANNAGAN, KALYN JR			
13	AQUINAS (A)		3:54.33		1(7)
	1) FLOYD, ANALIS FR	2) DESIRA, TORI SR			
	3) REPESH, ANNA FR	4) TRUSS, COURTNEY JR			
14	MORNINGSIDE (A)		3:54.91		2(7)
	1) JOSEPH, ELEKA JR	2) MUMM, MICHELLE JR			
	3) BOER, PAYTON SO	4) PELELO-RAY, ROSE SO			
15	EASTERN OREGON (A)		3:57.63		1(8)
	1) WHITE, HALEY SO	2) DODD, PAIGE SO			
	3) CURRENT, KENDALL SR	4) HERBES, ELIZABETH FR			
16	SOUTHWESTERN (KAN.) (A)		3:57.90		2(8)
	1) BLATTNER, KARI SO	2) BUCHANAN, TAYA' FR			
	3) VOGELE, JUSTINE SO	4) NEEDHAM, TAYLOR JR			

HEAT RESULTS

Prelims

Pl	Team		Time	Note
Heat 1 of 2				
1	WILEY (A)		3:46.01q	
	1) PRYCE, TAISHIA FR	2) THOMAS, CHRISS ANN SO		
	3) DAVID, DANIELLE FR	4) POLEON, NATASHA SO		
2	INDIANA TECH (A)		3:46.75q	
	1) KENNEDY, PATIENCE SO	2) MOODY, AYANNA SO		
	3) TERRY, SHA'LONDA FR	4) WILSON, APRIL SR		
3	DORDT (A)		3:49.58q	
	1) VELGERSDYK, MIRANDA JR	2) RANKIN, ELIZABETH SO		
	3) WILGENBURG, JENNA SO	4) WIND, JOSCELYN SO		
4	XAVIER-LOUISIANA (A)		3:49.76q	
	1) RILEY, RY-ANNE FR	2) WILLIAMS, ARIANE SO		
	3) SHANNON, TRAMAINE SR	4) ALLEN, CLARKE JR		
5	SOUTHERN OREGON (A)		3:51.15	
	1) TYLER, RAKAYLA SO	2) ABBOTT, ASPEN SR		
	3) GREENWADE, SAVANNAH FR	4) DANIEL, ARIANNA FR		
6	MARIAN (IND.) (A)		3:52.88	

NAIA OUTDOOR TRACK & FIELD CHAMPIONSHIPS 2017

Gulf Shores, AL

Mickey Miller Blackwell Stadium

Weather: Sunny & Clear, Th- 80, Fr- 83, Sa- 84

Host: Gulf Shores Sports Commission

5/25/2017 - 5/27/2017

MEET OFFICIALS

Meet Director:


Houston Young

Meet Referee:

Lawhorn/Thurber/ Mitchell

Timing:

www.cfpitiming.com



OFFICIAL MEET REPORT

printed: 7/28/2017 2:59 PM

RESULTS

#23 Women's 4 x 400m Relay (cont'd)

Prelims

Pl	Team	Time	Note
	1) GIBSON, RAVEN FR	2) HERRING, KYNDAL FR	
	3) KOEHL, OLIVIA SO	4) BIRKS, LATEEFAH JR	
8	EASTERN OREGON (A)	3:57.63	
	1) WHITE, HALEY SO	2) DODD, PAIGE SO	
	3) CURRENT, KENDALL SR	4) HERBES, ELIZABETH FR	

Heat 2 of 2

1	SOUTHERN-NO (A)	3:45.03q	
	1) BENNETT, ORENTHIA SR	2) SMIKLE, KIMONA SO	
	3) HYLTON, SHADAE JR	4) GREEN, SHANTAE JR	
2	CARROLL (A)	3:47.56q	
	1) EHMANN, KEELY SO	2) WHITE, MONICA SO	
	3) PORCH, HANNAH SO	4) BARTH, KARA SR	
3	WAYLAND BAPTIST (A)	3:48.52q	
	1) HOLLINS, E'KEISHA JR	2) PARKER, KARIS JR	
	3) CANO, TIFFANY SO	4) FLORES, ALEXIS JR	
4	DILLARD (A)	3:49.93q	
	1) NEWMAN, SASHA JR	2) COLUMBUS, KAHLIA SO	
	3) HURST, TAJDREANA SO	4) REED, MEAGAN JR	
5	USC-BEAUFORT (A)	3:51.83	
	1) SUPERIOR, TAYLOR JR	2) TREGONING, LAUREN SO	
	3) MUTCHERSON, CORT'NASHA FR	4) CALLOWAY, FAITH SO	
6	DOANE (A)	3:52.90	
	1) GOKIE, KYLIE SR	2) BRAMHALL, RACHEL SR	
	3) HARSIN, EMILY JR	4) BRANNAGAN, KALYN JR	
7	MORNINGSIDE (A)	3:54.91	
	1) JOSEPH, ELEKA JR	2) MUMM, MICHELLE JR	
	3) BOER, PAYTON SO	4) PELELO-RAY, ROSE SO	
8	SOUTHWESTERN (KAN.) (A)	3:57.90	
	1) BLATTNER, KARI SO	2) BUCHANAN, TAYA' FR	
	3) VOGELE, JUSTINE SO	4) NEEDHAM, TAYLOR JR	

#43 Women's 4 x 800m Relay

W	World	7:50.17	Olizarenko, Gurina, Borisova,	URS	8/5/1984	Moscow, URS
N	NAIA Championship	8:43.99	Krasovska, Kolstad, Johnstone, Howard	Simon Fraser, BC	2005	Louisville, KY
C	College Outdoor	8:17.45	Margey, Piccirillo, Akande, Lipari	Villanova	4/27/2013	Philadelphia, PA

5:30 PM (Day 2):

Finals

Pl	Team	Time	Note	Pts
1	AQUINAS (A)	8:53.57		10
	1) WINCHESTER, MELISSA SO	2) MILLER, ALEXIS SO		
	3) ANDERSON, SYDNEY SR	4) SIGAFOOSE, ADRI JR		

NAIA OUTDOOR TRACK & FIELD CHAMPIONSHIPS 2017

Gulf Shores, AL

Mickey Miller Blackwell Stadium

Weather: Sunny & Clear, Th- 80, Fr- 83, Sa- 84

Host: Gulf Shores Sports Commission

5/25/2017 - 5/27/2017

MEET OFFICIALS**Meet Director:**

Houston Young

Meet Referee:

Lawhorn/Thurber/ Mitchell

Timing:

www.cfpitiming.com

**OFFICIAL MEET REPORT**

printed: 7/28/2017 2:59 PM

RESULTS**#43 Women's 4 x 800m Relay (cont'd)**

5:30 PM (Day 2):

Finals

Pl	Team		Time	Note	Pts
2	BRITISH COLUMBIA (A)		8:54.31		8
	1) VAN TASSEL, CAMILLE JR	2) KORPACH, SARAH SR			
	3) SYMONDS, NICOLA SO	4) KILMARTIN, SANDRA SR			
3	WAYLAND BAPTIST (A)		8:56.71		6
	1) SOSA, SILVIA JR	2) CANO, TIFFANY SO			
	3) DANIELS, PATRICE JR	4) WILLIAMS, ELIZABETH FR			
4	MORNINGSIDE (A)		9:08.81		5
	1) BOER, PAYTON SO	2) WARNER, CASSIE SO			
	3) MUMM, MICHELLE JR	4) SHEPHERD, TIFFANY SR			
5	BIOLA (A)		9:12.67		4
	1) HUNSAKER, HANNAH JR	2) DOHERTY, KATHRYN SO			
	3) DAWSON, LYNDEE JR	4) MURRAY, ALISA SR			
6	DORDT (A)		9:18.30		3
	1) LEWIS, KELSEY SR	2) DE SCHIFFART, ERICA JR			
	3) VAN ZEE, JUSTINE SR	4) COUCH, OLIVIA FR			
7	WESTMONT (A)		9:26.57		2
	1) BROWN, ANNE ELISE FR	2) GEISINGER, HOPE JR			
	3) PARKS, EMILY FR	4) PHIPPS, TARYN SR			
8	ST. AMBROSE (A)		9:38.46		1
	1) PLUMB, ASHLEY SO	2) WOODALL, NICOLE SR			
	3) LAMPE, SARAH SR	4) SMITH, MOLLY JO SR			

5:40 PM (Day 1):

Prelims

Pl	Team		Time	Note	H(Pl)
1	WAYLAND BAPTIST (A)		9:05.03q		2(1)
	1) SOSA, SILVIA JR	2) CANO, TIFFANY SO			
	3) DANIELS, PATRICE JR	4) WILLIAMS, ELIZABETH FR			
2	BRITISH COLUMBIA (A)		9:05.10q		1(1)
	1) TINKHAM, MIKAYLA FR	2) CAIRNS, BRIANNA SR			
	3) VAN TASSEL, CAMILLE JR	4) KILMARTIN, SANDRA SR			
3	BIOLA (A)		9:05.42q		1(2)
	1) HUNSAKER, HANNAH JR	2) DOHERTY, KATHRYN SO			
	3) DAWSON, LYNDEE JR	4) MURRAY, ALISA SR			
4	WESTMONT (A)		9:06.91q		1(3)
	1) BROWN, ANNE ELISE FR	2) GEISINGER, HOPE JR			
	3) PHIPPS, TARYN SR	4) PARKS, EMILY FR			
5	DORDT (A)		9:07.31q		1(4)
	1) LEWIS, KELSEY SR	2) WILGENBURG, JENNA SO			
	3) DE SCHIFFART, ERICA JR	4) VAN ZEE, JUSTINE SR			

NAIA OUTDOOR TRACK & FIELD CHAMPIONSHIPS 2017

Gulf Shores, AL

Mickey Miller Blackwell Stadium

Weather: Sunny & Clear, Th- 80, Fr- 83, Sa- 84

Host: Gulf Shores Sports Commission

5/25/2017 - 5/27/2017

MEET OFFICIALS**Meet Director:**


Houston Young

Meet Referee:

Lawhorn/Thurber/ Mitchell

Timing:

www.cfpitiming.com

**OFFICIAL MEET REPORT**

printed: 7/28/2017 2:59 PM

RESULTS**#43 Women's 4 x 800m Relay (cont'd)**

5:40 PM (Day 1):

Prelims

Pl	Team		Time	Note	H(Pl)
6	AQUINAS (A)		9:07.90q		3(1)
	1) ANDERSON, SYDNEY SR	2) WINCHESTER, MELISSA SO			
	3) MILLER, ALEXIS SO	4) SIGAFOOSE, ADRI JR			
7	MORNINGSIDE (A)		9:09.94q		3(2)
	1) WARNER, CASSIE SO	2) SHEPHERD, TIFFANY SR			
	3) MUMM, MICHELLE JR	4) BOER, PAYTON SO			
8	ST. FRANCIS (ILL.) (A)		9:11.86		1(5)
	1) CROSSON, CATHERINE JR	2) LOPEZ, LESLEY JR			
	3) KNOTT, ASHLEE JR	4) CONROY, TAYLOR FR			
9	ST. AMBROSE (A)		9:12.21q		2(2)
	1) WOODALL, NICOLE SR	2) PLUMB, ASHLEY SO			
	3) LAMPE, SARAH SR	4) SMITH, MOLLY JO SR			
10	NORTHWESTERN (IOWA) (A)		9:13.27		3(3)
	1) BOSCH, KATIE JR	2) MUILENBURG, REBEKAH SO			
	3) DE JONG, KASSIDY SO	4) LANDHUIS, KATIE JR			
11	MILLIGAN (A)		9:13.40		2(3)
	1) STONE, ERICA FR	2) WEBB, JOELLE FR			
	3) HAAS, KATLYN FR	4) SEGRAVE, HANNAH SR			
12	TAYLOR (A)		9:13.63		2(4)
	1) BLAGG, RACHEL SO	2) CROSBY, MARJORIE SO			
	3) BLUEMEL, TAYLOR FR	4) NOYES, NAOMI FR			
13	DOANE (A)		9:19.13		2(5)
	1) SIECK, LOGAN SR	2) COOK, ASHLEY FR			
	3) LEMKAU, DELANEY SO	4) DEWISPELARE, MARISSA SR			
14	OKLAHOMA CITY (A)		9:19.52		3(4)
	1) NELL, STEFANI SO	2) HOYER, SHERIDAN SO			
	3) METOYER, ALEXIS SO	4) MOORE, SARA SR			
15	INDIANA TECH (A)		9:20.94		3(5)
	1) RILEY, KERIGAN SR	2) GORMAN, ANNA FR			
	3) HOSEY, JUSTICE SR	4) LOMBARDO, ALEXIS FR			
16	CONCORDIA (NEB.) (A)		9:21.39		2(6)
	1) VLASIN, MARTI SR	2) WRAGGE, QUINN SO			
	3) DABERKOW, ALAYNA SR	4) RATHJEN, MIRANDA FR			
17	SIENA HEIGHTS (A)		9:23.12		2(7)
	1) RUSSO, ASHLEY JR	2) WILLS, SHARMAINE FR			
	3) PEKEL, BRIANNA JR	4) RIDAL, MARIAH SR			
18	THE MASTERS (A)		9:34.15		3(6)
	1) FAIRCHILD, MIKALA JR	2) BISHOP, RYLEE SO			
	3) SCIARRA, ARIANA FR	4) PEDRICK, MORGAN SR			

NAIA OUTDOOR TRACK & FIELD CHAMPIONSHIPS 2017

Gulf Shores, AL

Mickey Miller Blackwell Stadium

Weather: Sunny & Clear, Th- 80, Fr- 83, Sa- 84

Host: Gulf Shores Sports Commission

5/25/2017 - 5/27/2017

MEET OFFICIALS

Meet Director:

Houston Young

Meet Referee:

Lawhorn/Thurber/ Mitchell

Timing:

www.cfpitiming.com



OFFICIAL MEET REPORT

printed: 7/28/2017 2:59 PM

RESULTS

#43 Women's 4 x 800m Relay (cont'd)

5:40 PM (Day 1):

Prelims

Pl	Team	Time	Note	H(Pl)
19	CORNERSTONE (A)	9:36.44		1(6)
	1) RICHTER, VALERIE SO		2) QUICK, MEGAN JR	
	3) SOROKIN, AMANDA FR		4) BOHATCH, KATYA FR	

HEAT RESULTS

Prelims

Pl	Team	Time	Note
Heat 1 of 3			
1	BRITISH COLUMBIA (A)	9:05.10q	
	1) TINKHAM, MIKAYLA FR		2) CAIRNS, BRIANNA SR
	3) VAN TASSEL, CAMILLE JR		4) KILMARTIN, SANDRA SR
2	BIOLA (A)	9:05.42q	
	1) HUNSAKER, HANNAH JR		2) DOHERTY, KATHRYN SO
	3) DAWSON, LYNDEE JR		4) MURRAY, ALISA SR
3	WESTMONT (A)	9:06.91q	
	1) BROWN, ANNE ELISE FR		2) GEISINGER, HOPE JR
	3) PHIPPS, TARYN SR		4) PARKS, EMILY FR
4	DORDT (A)	9:07.31q	
	1) LEWIS, KELSEY SR		2) WILGENBURG, JENNA SO
	3) DE SCHIFFART, ERICA JR		4) VAN ZEE, JUSTINE SR
5	ST. FRANCIS (ILL.) (A)	9:11.86	
	1) CROSSON, CATHERINE JR		2) LOPEZ, LESLEY JR
	3) KNOTT, ASHLEE JR		4) CONROY, TAYLOR FR
6	CORNERSTONE (A)	9:36.44	
	1) RICHTER, VALERIE SO		2) QUICK, MEGAN JR
	3) SOROKIN, AMANDA FR		4) BOHATCH, KATYA FR
Heat 2 of 3			
1	WAYLAND BAPTIST (A)	9:05.03q	
	1) SOSA, SILVIA JR		2) CANO, TIFFANY SO
	3) DANIELS, PATRICE JR		4) WILLIAMS, ELIZABETH FR
2	ST. AMBROSE (A)	9:12.21q	
	1) WOODALL, NICOLE SR		2) PLUMB, ASHLEY SO
	3) LAMPE, SARAH SR		4) SMITH, MOLLY JO SR
3	MILLIGAN (A)	9:13.40	
	1) STONE, ERICA FR		2) WEBB, JOELLE FR
	3) HAAS, KATLYN FR		4) SEGRAVE, HANNAH SR
4	TAYLOR (A)	9:13.63	
	1) BLAGG, RACHEL SO		2) CROSBY, MARJORIE SO
	3) BLUEMEL, TAYLOR FR		4) NOYES, NAOMI FR
5	DOANE (A)	9:19.13	

NAIA OUTDOOR TRACK & FIELD CHAMPIONSHIPS 2017

Gulf Shores, AL
 Mickey Miller Blackwell Stadium
 Weather: Sunny & Clear, Th- 80, Fr- 83, Sa- 84
 Host: Gulf Shores Sports Commission
 5/25/2017 - 5/27/2017

MEET OFFICIALS

Meet Director:
 Houston Young
Meet Referee:
 Lawhorn/Thurber/ Mitchell
Timing:
 www.cfpitiming.com



OFFICIAL MEET REPORT
 printed: 7/28/2017 2:59 PM

RESULTS

#43 Women's 4 x 800m Relay (cont'd)

Prelims

Pl	Team	Time	Note
7	SIENA HEIGHTS (A)	9:23.12	
	1) SIECK, LOGAN SR		2) COOK, ASHLEY FR
	3) LEMKAU, DELANEY SO		4) DEWISPELARE, MARISSA SR
	1) RUSSO, ASHLEY JR		2) WILLS, SHARMAINE FR
	3) PEKEL, BRIANNA JR		4) RIDAL, MARIAH SR
Heat 3 of 3			
1	AQUINAS (A)	9:07.90q	
	1) ANDERSON, SYDNEY SR		2) WINCHESTER, MELISSA SO
	3) MILLER, ALEXIS SO		4) SIGAFOOSE, ADRI JR
2	MORNINGSIDE (A)	9:09.94q	
	1) WARNER, CASSIE SO		2) SHEPHERD, TIFFANY SR
	3) MUMM, MICHELLE JR		4) BOER, PAYTON SO
3	NORTHWESTERN (IOWA) (A)	9:13.27	
	1) BOSCH, KATIE JR		2) MUILENBURG, REBEKAH SO
	3) DE JONG, KASSIDY SO		4) LANDHUIS, KATIE JR
4	OKLAHOMA CITY (A)	9:19.52	
	1) NELL, STEFANI SO		2) HOYER, SHERIDAN SO
	3) METOYER, ALEXIS SO		4) MOORE, SARA SR
5	INDIANA TECH (A)	9:20.94	
	1) RILEY, KERIGAN SR		2) GORMAN, ANNA FR
	3) HOSEY, JUSTICE SR		4) LOMBARDO, ALEXIS FR
6	THE MASTERS (A)	9:34.15	
	1) FAIRCHILD, MIKALA JR		2) BISHOP, RYLEE SO
	3) SCIARRA, ARIANA FR		4) PEDRICK, MORGAN SR

#25 Women's High Jump

W	World	2.09m	Stefka Kostadinova	BUL	8/30/1987	Rome, ITA
A	American	2.05m	Chaunte Lowe	Nike	6/26/2010	Des Moines, IA
N	NAIA Championship	1.89m	Latrese Johnson	Azusa Pacific, CA	1991	Stephenville, TX
C	College Outdoor	1.99m	Brigetta Barrett	Arizona	5/11/2013	Los Angeles, CA

2:00 PM (Day 3):

Pl	Name	Yr	Team	Mark	1.60	1.65	1.68	1.71	1.74	1.77	1.80	Pts
1	COLLIER, BECKY	SR	WESTMONT	1.77m 5' 9 ³ / ₄	O	O	O	O	O	XXO	XXX	10
2	JOHNSON, MARISSA	SR	SIENA HEIG	1.74m 5' 8 ¹ / ₂	XO	O	XO	O	O	XXX		8
3	BAKER, CHELSEA	JR	FRIENDS	1.74m 5' 8 ¹ / ₂	O	O	O	O	XO	XXX		6
4	GUIJARRO, CANDELLA	JR	INDIANA TE	1.71m 5' 7 ¹ / ₄	O	XO	O	O	XXX			5
5	NALTY, ASHLEIGH	SR	MISSOURI B	1.71m 5' 7 ¹ / ₄	O	O	O	XO	XXX			4
6	BROWN, ANNE-LORRAIN	JR	OLIVET NAZ	1.71m 5' 7 ¹ / ₄	O	XO	XXO	XO	XXX			3
7	COLLIER, BAILEY	SR	SOUTHWES	1.68m 5' 6"	XXO	O	O	XXX				2
8	MCBRIDE, HARLEY	SR	EASTERN O	1.68m 5' 6"	O	O	XO	XXX				1
9	SATO, NINA	JR	WAYLAND B	1.68m 5' 6"	O	XO	XO	XXX				
10	ROSENBAUM, SAVANNA	SO	HASTINGS	1.68m 5' 6"	O	XO	XXO	XXX				
11	DALE, ALEXIS	FR	DOANE	1.65m 5' 5"	O	O	XXX					

NAIA OUTDOOR TRACK & FIELD CHAMPIONSHIPS 2017

Gulf Shores, AL
 Mickey Miller Blackwell Stadium
 Weather: Sunny & Clear, Th- 80, Fr- 83, Sa- 84
 Host: Gulf Shores Sports Commission
 5/25/2017 - 5/27/2017

MEET OFFICIALS

Meet Director:
 Houston Young
Meet Referee:
 Lawhorn/Thurber/ Mitchell
Timing:
 www.cfpitiming.com



OFFICIAL MEET REPORT
 printed: 7/28/2017 2:59 PM

RESULTS

#25 Women's High Jump (cont'd)

Rank	Name	Yr	Team	Mark	1	2	3	4	5
12	CAMPBELL, OLIVIA	SO	BRITISH CO	1.65m 5' 5"	XXO	XXO	XXX		
13	BROWN, SHAY	SO	DOANE	1.60m 5' 3"	O	XXX			
13	ARELLANO, KAIANN	JR	JAMESTOW	1.60m 5' 3"	O	XXX			
13	SCHMIDT, CRYSTAL	SR	CARROLL	1.60m 5' 3"	O	XXX			
16	SINTEK, CLAIRE	SO	DOANE	1.60m 5' 3"	XO	XXX			
16	MICHALSKI, EMILY	SO	DAVENPORT	1.60m 5' 3"	XO	XXX			
18	BRINSON, JONINA	JR	MOBILE	1.60m 5' 3"	XXO	XXX			
18	DICKERSON, KAYLYN	SR	LANGSTON	1.60m 5' 3"	XXO	XXX			
	SUPERIOR, TAYLOR	JR	USC-BEAUF	NH	XXX				
	CHIN, DAVIA	FR	EDWARD W	NH	XXX				
	WALKER, ARDEEN	FR	MIDAMERIC	NH	XXX				
	PETTY, TYANNA	JR	RIO GRAND	NH	XXX				

#27 Women's Pole Vault

Level	Height	Name	Country	Date	Location
W	5.06m	Yelena Isinbayeva	RUS	8/28/2009	Zurich, SUI
A	4.92m	Jen Stuczynski	adidas	7/6/2008	Eugene, OR
N	4.16m	Lesia Kubistha	Point Loma Nazarene, CA	2000	Abbotsford, BC,
C	4.72m	Sandi Morris	Arkansas	5/15/2015	Starkville, MS

3:00 PM (Day 1):


Pl	Name	Yr	Team	Mark	3.60	3.65	3.70	3.75	3.80	3.85	3.90	3.95	4.00	4.17	Pts
1	WOJCIECHOWSKI, DANIELLE	SO	BETHEL (IND)	4.00m 13' 11 ¹ / ₂	P	P	O	P	XO	P	XO	P	O	XXX	10
2	BAILEY, BETHANY	SR	INDIANA WE	3.90m 12' 9 ¹ / ₂	P	P	XO	P	O	P	O	XXX			8
3	MEGENHARDT, ANNA	SR	HASTINGS	3.85m 12' 7 ¹ / ₂	O	P	O	P	XXO	XO	P	XXX			6
4	GRAVO, MCKENZIE	SO	CONCORDIA	3.85m 12' 7 ¹ / ₂	P	O	P	O	O	XXO	XXX				5
5	MCKINLEY, SHEILA	JR	SIENA HEIG	3.85m 12' 7 ¹ / ₂	O	XO	O	O	O	XXO	XXX				4
6	MCKINLEY, TASHA	JR	SIENA HEIG	3.80m 12' 5 ¹ / ₂	XO	O	O	O	O	XXX					3
7	BOWERS, DANA	SO	WESTMONT	3.75m 12' 3 ¹ / ₂	XXO	XXO	XXO	O	XXX						2
8	TOVAR, KATRINA	SO	SPRING ARB	3.75m 12' 3 ¹ / ₂	O	XO	XO	XXO	XXX						1
9	SMITH, NOELLE	SR	SOKA	3.65m 11' 11 ³ / ₄	O	O	XXX								
10	ROBINSON, MIKA	JR	CARROLL	3.65m 11' 11 ³ / ₄	XO	XO	XXX								
11	CUNDITH, TERAH	JR	CARROLL	3.60m 11' 9 ³ / ₄	O	XXX									
12	KUENZER, BETHANY	JR	SPRING ARB	3.60m 11' 9 ³ / ₄	O	XXX									
13	SPRENG, RACHEL	SO	AQUINAS	3.60m 11' 9 ³ / ₄	XO	XXX									
14	PRYSTUPA, SARAH	FR	BIOLA	3.60m 11' 9 ³ / ₄	XO	XXX									
15	RHODES, RENEE	SO	COLUMBIA (3.50m 11' 5 ³ / ₄	XXX										
15	DROUILLARD, ERIN	JR	AQUINAS	3.50m 11' 5 ³ / ₄	XXX										
17	GALLO, DAYNA	SR	INDIANA WE	3.50m 11' 5 ³ / ₄	XXX										
18	HIATT, MAEGAN	SO	DOANE	3.50m 11' 5 ³ / ₄	XXX										
19	WILSON, LATONYA	JR	INDIANA TE	3.50m 11' 5 ³ / ₄	XXX										
	BROOKS, ALLISON	SO	CONCORDIA	NH	P	P	XXX								
Pl	Name	Yr	Team	Mark	3.40	3.50									Pts
7	BOWERS, DANA	SO	WESTMONT	(cont'd)	XO	O									2
8	TOVAR, KATRINA	SO	SPRING ARB	(cont'd)	O	O									1
9	SMITH, NOELLE	SR	SOKA	(cont'd)	O	O									
10	ROBINSON, MIKA	JR	CARROLL	(cont'd)	O	XXO									
11	CUNDITH, TERAH	JR	CARROLL	(cont'd)	O	O									

NAIA OUTDOOR TRACK & FIELD CHAMPIONSHIPS 2017

Gulf Shores, AL
 Mickey Miller Blackwell Stadium
 Weather: Sunny & Clear, Th- 80, Fr- 83, Sa- 84
 Host: Gulf Shores Sports Commission
 5/25/2017 - 5/27/2017

MEET OFFICIALS

Meet Director:
 Houston Young
 Meet Referee:
 Lawhorn/Thurber/ Mitchell
 Timing:
 www.cfpitiming.com



OFFICIAL MEET REPORT
 printed: 7/28/2017 2:59 PM

RESULTS

#27 Women's Pole Vault (cont'd)

12 KUENZER, BETHANY	JR SPRING ARB	(cont'd)	O	XXO
13 SPRENG, RACHEL	SO AQUINAS	(cont'd)	P	O
14 PRYSTUPA, SARAH	FR BIOLA	(cont'd)	O	XO
15 RHODES, RENEE	SO COLUMBIA (3.50m 11' 5 ³ / ₄	O	O
15 DROUILLARD, ERIN	JR AQUINAS	3.50m 11' 5 ³ / ₄	O	O
17 GALLO, DAYNA	SR INDIANA WE	3.50m 11' 5 ³ / ₄	XXO	O
18 HIATT, MAEGAN	SO DOANE	3.50m 11' 5 ³ / ₄	O	XO
19 WILSON, LATONYA	JR INDIANA TE	3.50m 11' 5 ³ / ₄	XO	XXO
20 MOSIER, TRISTEN	FR CONCORDIA	3.40m 11' 1 ³ / ₄	XO	XXX
20 HOLLOWAN, KENDAL	SR BAKER	3.40m 11' 1 ³ / ₄	XO	XXX
20 MOHR, ABIGAIL	JR DOANE	3.40m 11' 1 ³ / ₄	XO	XXX
UNDERHILL, CHENA	FR WESTMONT	NH	XXX	
SHOOP, AMYGRACE	JR AQUINAS	NH	XXX	
SCHINDLER, COURTNEY	FR DOANE	NH	XXX	

#29 Women's Long Jump

W World	7.52m	Galina Chistyakova	USSR	6/11/1988	St. Petersburg,
A American	7.49m	Jackie Joyner-Kersey	Honda	5/22/1994	New York, NY
N NAIA Championship	6.70m	Ruky Abdulai	Simon Fraser	2007	Fresno, CA
C College Outdoor	6.99m	Jackie Joyner-Kersey	U.C.L.A.	5/4/1985	Westwood, CA

5:30 PM (Day 1):

Pl	Name	Yr Team	Mark	Rnd 1	Rnd 2	Rnd 3	Rnd 4	Rnd 5	Rnd 6	F(Pl)	Pts
1	STRICKER, ABBY	SO COLUMBIA (5.91m 19' 4 ³ / ₄ (+0.0)	5.63 (+0.7)	5.77 (+1.0)	5.71 (+0.0)	5.64 (+0.0)	5.91 (+0.0)	5.56 (+0.0)	1(1)	10
2	PRYCE, TAISHIA	FR WILEY	5.90m 19' 4 ¹ / ₄ (+0.0)	5.90 (+0.0)	5.83 (+0.0)	5.78 (+0.0)	5.72 (+0.0)	5.31 (+0.0)	5.71 (+0.0)	4(1)	8
3	BRISCOE, TELECIA	FR WAYLAND B	5.90m 19' 4 ¹ / ₄ (+0.0)	5.42 (+0.5)	5.73 (-0.1)	5.52 (+0.0)	5.82 (+0.0)	5.90 (+0.0)	FOUL	2(1)	6
4	FLETCHER, JEROSAN	JR PARK U.	5.88m 19' 3 ¹ / ₂ (+0.8)	5.78 (+1.9)	5.88 (+0.8)	5.74 (-1.0)	5.60 (+0.0)	5.72 (+0.0)	5.69 (+0.0)	1(2)	5
5	CUNNINGHAM, SHANTINIQUE	SO HASTINGS	5.86m 19' 2 ³ / ₄ (+0.0)	5.85 (+0.8)	5.82 (+0.3)	5.82 (+1.1)	5.80 (+0.0)	FOUL	5.86 (+0.0)	2(2)	4
6	WILLIAMS, ZARRIA	FR OHIO CHRIS	5.84m 19' 2" (+1.3)	FOUL	FOUL	5.84 (+1.3)	FOUL	5.36 (+0.0)	4.78 (+0.0)	2(3)	3
7	BAKER, CHELSEA	JR FRIENDS	5.81m 19' 0 ³ / ₄ (+1.3)	5.39 (+0.4)	5.81 (+1.3)	5.57 (+1.6)	5.42 (+0.0)	5.66 (+0.0)	5.54 (+0.0)	3(1)	2
8	BETHEA, LESLIE	JR WILEY	5.71m 18' 9" (+0.0)	5.71 (+0.0)	5.35 (+1.7)	5.51 (+1.3)	5.20 (+0.0)	5.17 (+0.0)	4.98 (+0.0)	2(4)	1
9	BRADLEY, KYLIE	SR OLIVET NAZ	5.68m 18' 7 ³ / ₄ (+1.0)	5.38 (+0.0)	5.52 (+1.7)	5.68 (+1.0)	5.39 (+0.0)	5.50 (+0.0)	FOUL	2(5)	
10	SAKEUH, PLENESEH-TAY	SO TAYLOR	5.66m 18' 7" (+0.0)	5.66 (+0.0)	5.62 (+0.0)	5.52 (+0.0)				4(2)	
11	CORREIA, LEONDRA	FR INDIANA TE	5.64m 18' 6" (+0.0)	FOUL	FOUL	5.64 (+0.0)				4(3)	
12	MARKLE, REGANNE	FR HASTINGS	5.63m 18' 5 ³ / ₄ (+0.3)	5.59 (+1.4)	5.51 (+0.0)	5.63 (+0.3)				1(3)	
13	BRINSON, JONINA	JR MOBILE	5.61m 18' 5" (-0.5)	5.61 (-0.5)	5.54 (+0.0)	5.58 (+0.8)				1(4)	
14	HERRERA, MADISON	JR WESTMONT	5.60m 18' 4 ¹ / ₂ (+1.2)	FOUL	FOUL	5.60 (+1.2)				1(5)	
15	SANDS, BRIA	SO LIFE	5.58m 18' 3 ³ / ₄ (-0.6)	5.58 (-0.6)	5.26 (-0.8)	5.49 (+0.9)				1(6)	
16	KEITH, IERYON	JR XAVIER-LOU	5.58m 18' 3 ³ / ₄ (+1.9)	5.58 (+1.9)	5.09 (+0.1)	4.96 (+1.9)				2(6)	
17	HYMAN, OSHIN	JR WARNER	5.57m 18' 3 ¹ / ₄ (+1.2)	5.43 (+1.0)	5.34 (+1.2)	5.57 (+1.2)				3(2)	
18	WUBBEN, DANIELLE	JR DORDT	5.49m 18' 0 ¹ / ₄ (+1.4)	5.20 (+1.2)	5.49 (+1.4)	4.91 (+0.7)				3(3)	
19	YOUNG-BROOKS, MILDRENAE	SO SIENA HEIG	5.46m 17' 11" (+0.5)	5.46 (+0.5)	5.32 (+0.0)	FOUL				1(7)	
20	FLORES, ALEXIS	JR WAYLAND B	5.45m 17' 10 ³ / ₄ (+1.8)	5.36 (+0.0)	5.32 (+0.3)	5.45 (+1.8)				1(8)	
21	OCCEUS, ISMAELLE	SR BRENAU	5.45m 17' 10 ³ / ₄ (+0.2)	5.45 (+0.2)	FOUL	4.88 (+0.0)				2(7)	
22	RILEY, RY-ANNE	FR XAVIER-LOU	5.44m 17' 10 ¹ / ₄ (+0.0)	5.02 (+1.9)	5.23 (+0.0)	5.44 (+0.0)				1(9)	
23	HOLMES, TIA	JR INDIANA TE	5.39m 17' 8 ¹ / ₄ (+1.4)	5.09 (+1.5)	5.06 (+1.4)	5.39 (+1.4)				3(4)	
24	HURST, TAJDREANA	SO DILLARD	5.37m 17' 7 ¹ / ₂ (+0.0)	5.09 (+0.0)	5.37 (+0.0)	5.03 (+0.0)				4(4)	
25	GRIGG, KAYLA	JR INDIANA TE	5.37m 17' 7 ¹ / ₂ (+0.9)	5.06 (+1.1)	5.04 (+1.1)	5.37 (+0.9)				3(5)	

NAIA OUTDOOR TRACK & FIELD CHAMPIONSHIPS 2017

Gulf Shores, AL

Mickey Miller Blackwell Stadium

Weather: Sunny & Clear, Th- 80, Fr- 83, Sa- 84

Host: Gulf Shores Sports Commission

5/25/2017 - 5/27/2017

MEET OFFICIALS

Meet Director:


Houston Young

Meet Referee:

Lawhorn/Thurber/ Mitchell

Timing:

www.cfpitiming.com



OFFICIAL MEET REPORT

printed: 7/28/2017 2:59 PM

RESULTS

#29 Women's Long Jump (cont'd)

5:30 PM (Day 1):

Pl	Name	Yr	Team	Mark	Rnd 1	Rnd 2	Rnd 3	Rnd 4	Rnd 5	Rnd 6	F (Pl)	Pts
26	JOHNSON, MEGAN	FR	VALLEY CIT	5.36m 17' 7" (+0.0)	5.24 (+0.0)	5.36 (+0.0)	FOUL					4(5)
27	EBELS, BRITTA	SR	DAVENPORT	5.35m 17' 6 ³ / ₄ (+0.0)	5.25 (-0.3)	5.35 (+0.0)	5.27 (+2.3)					1(10)
28	BUSHKOFKY, KRISTA	SR	CLARKE	5.33m 17' 6" (+0.4)	5.33 (+0.4)	5.24 (+1.7)	5.15 (+1.7)					3(6)
29	DAGGS, JOYCELYN	SR	DILLARD	5.31m 17' 5 ¹ / ₄ (+1.8)	5.31 (+1.8)	FOUL	FOUL					2(8)
30	WILLIAMS, TATIANA	FR	LINDSEY WI	5.30m 17' 4 ³ / ₄ (+2.1)	FOUL	5.30 (+2.1)	5.19 (+1.4)					3(7)
31	BONT, MALLORY	JR	DAVENPORT	5.27m 17' 3 ¹ / ₂ (+2.3)	5.21 (+1.0)	5.27 (+2.3)	5.23 (+0.0)					2(9)
32	BRAGG, KAYVONA	SO	AVILA	5.26m 17' 3 ¹ / ₄ (+0.0)	5.08 (+0.1)	5.00 (+0.0)	5.26 (+0.0)					4(6)
33	SMITH, CONEISHA	SO	JARVIS CHRI	5.25m 17' 2 ³ / ₄ (+0.7)	4.99 (+0.9)	5.25 (+0.7)	4.99 (+0.0)					1(11)
34	FORD, KEANDRIA	FR	LANGSTON	5.19m 17' 0 ¹ / ₂ (+0.3)	4.35 (-0.4)	FOUL	5.19 (+0.3)					1(12)
35	PARKER, KARIS	JR	WAYLAND B	5.18m 17' 0" (+1.9)	FOUL	5.18 (+1.9)	5.18 (+1.1)					3(8)
36	ATLADOTTIR, STEINNUN	JR	ST. MARY (K	5.18m 17' 0" (+1.9)	5.12 (+1.4)	5.18 (+1.9)	5.09 (+0.7)					3(8)
37	LAMOURT, LAUREN	FR	ST. AMBROS	5.16m 16' 11 ¹ / ₄ (+0.0)	FOUL	5.16 (+0.0)	4.95 (+0.0)					4(7)
38	DUGAN, ASHLEY	JR	YORK (NEB.)	5.14m 16' 10 ¹ / ₂ (+0.0)	5.13 (+0.0)	5.14 (+0.0)	4.84 (+0.0)					4(8)
39	TENNESSEE, DALLAS	JR	INDIANA TE	5.10m 16' 8 ³ / ₄ (+0.5)	5.09 (+2.2)	5.10 (+0.5)	3.80 (+0.5)					3(10)
40	LAMER, KAMBERLYN	SO	DAKOTA WE	5.07m 16' 7 ³ / ₄ (+0.0)	FOUL	5.07 (+0.0)	FOUL					4(9)
41	WILLIAMS, PATRICE	SR	JARVIS CHRI	5.01m 16' 5 ¹ / ₄ (+0.1)	4.96 (+1.1)	4.82 (+1.3)	5.01 (+0.1)					2(10)
42	ROTH, SAM	SR	ST. AMBROS	4.99m 16' 4 ¹ / ₂ (+0.0)	4.99 (+0.0)	4.86 (+0.0)	FOUL					4(10)
43	RESPRESS, HAYLEY	FR	LINDSEY WI	4.93m 16' 2 ¹ / ₄ (+2.3)	4.84 (+0.8)	4.93 (+2.3)	4.92 (+0.0)					2(11)
44	WILLIAMS, J'HARI	FR	USC-BEAUF	4.71m 15' 5 ¹ / ₂ (+1.4)	FOUL	4.71 (+1.4)	PASS					3(11)
	WOTOE, MARKAI	FR	WALDORF	DNS								4
	HARRIS, ANNESHA	SO	LINDSEY WI	FOUL	FOUL	FOUL	FOUL					3
	BANKS, LEAH	SO	LOYOLA-NE	FOUL	FOUL	FOUL	FOUL					2

FLIGHT RESULTS


Pl	Name	Yr	Team	Mark	Rnd 1	Rnd 2	Rnd 3	Rnd 4	Rnd 5	Rnd 6	
Flight 1 of 4											
1	STRICKER, ABBY	SO	COLUMBIA (5.91m 19' 4 ³ / ₄ (+0.0)	5.63 (+0.7)	5.77 (+1.0)	5.71 (+0.0)	5.64 (+0.0)	5.91 (+0.0)	5.56 (+0.0)	
2	FLETCHER, JEROSAN	JR	PARK U.	5.88m 19' 3 ¹ / ₂ (+0.8)	5.78 (+1.9)	5.88 (+0.8)	5.74 (-1.0)	5.60 (+0.0)	5.72 (+0.0)	5.69 (+0.0)	
3	MARKLE, REGANNE	FR	HASTINGS	5.63m 18' 5 ³ / ₄ (+0.3)	5.59 (+1.4)	5.51 (+0.0)	5.63 (+0.3)				
4	BRINSON, JONINA	JR	MOBILE	5.61m 18' 5" (-0.5)	5.61 (-0.5)	5.54 (+0.0)	5.58 (+0.8)				
5	HERRERA, MADISON	JR	WESTMONT	5.60m 18' 4 ¹ / ₂ (+1.2)	FOUL	FOUL	5.60 (+1.2)				
6	SANDS, BRIA	SO	LIFE	5.58m 18' 3 ³ / ₄ (-0.6)	5.58 (-0.6)	5.26 (-0.8)	5.49 (+0.9)				
7	YOUNG-BROOKS, MILDRENAE	SO	SIENA HEIG	5.46m 17' 11" (+0.5)	5.46 (+0.5)	5.32 (+0.0)	FOUL				
8	FLORES, ALEXIS	JR	WAYLAND B	5.45m 17' 10 ³ / ₄ (+1.8)	5.36 (+0.0)	5.32 (+0.3)	5.45 (+1.8)				
9	RILEY, RY-ANNE	FR	XAVIER-LOU	5.44m 17' 10 ¹ / ₄ (+0.0)	5.02 (+1.9)	5.23 (+0.0)	5.44 (+0.0)				
10	EBELS, BRITTA	SR	DAVENPORT	5.35m 17' 6 ³ / ₄ (+0.0)	5.25 (-0.3)	5.35 (+0.0)	5.27 (+2.3)				
11	SMITH, CONEISHA	SO	JARVIS CHRI	5.25m 17' 2 ³ / ₄ (+0.7)	4.99 (+0.9)	5.25 (+0.7)	4.99 (+0.0)				
12	FORD, KEANDRIA	FR	LANGSTON	5.19m 17' 0 ¹ / ₂ (+0.3)	4.35 (-0.4)	FOUL	5.19 (+0.3)				
Flight 2 of 4											
1	BRISCOE, TELECIA	FR	WAYLAND B	5.90m 19' 4 ¹ / ₄ (+0.0)	5.42 (+0.5)	5.73 (-0.1)	5.52 (+0.0)	5.82 (+0.0)	5.90 (+0.0)	FOUL	
2	CUNNINGHAM, SHANTINIQUE	SO	HASTINGS	5.86m 19' 2 ³ / ₄ (+0.0)	5.85 (+0.8)	5.82 (+0.3)	5.82 (+1.1)	5.80 (+0.0)	FOUL	5.86 (+0.0)	
3	WILLIAMS, ZARRIA	FR	OHIO CHRIS	5.84m 19' 2" (+1.3)	FOUL	FOUL	5.84 (+1.3)	FOUL	5.36 (+0.0)	4.78 (+0.0)	
4	BETHEA, LESLIE	JR	WILEY	5.71m 18' 9" (+0.0)	5.71 (+0.0)	5.35 (+1.7)	5.51 (+1.3)	5.20 (+0.0)	5.17 (+0.0)	4.98 (+0.0)	
5	BRADLEY, KYLIE	SR	OLIVET NAZ	5.68m 18' 7 ³ / ₄ (+1.0)	5.38 (+0.0)	5.52 (+1.7)	5.68 (+1.0)	5.39 (+0.0)	5.50 (+0.0)	FOUL	
6	KEITH, IERYON	JR	XAVIER-LOU	5.58m 18' 3 ³ / ₄ (+1.9)	5.58 (+1.9)	5.09 (+0.1)	4.96 (+1.9)				

NAIA OUTDOOR TRACK & FIELD CHAMPIONSHIPS 2017

Gulf Shores, AL
 Mickey Miller Blackwell Stadium
 Weather: Sunny & Clear, Th- 80, Fr- 83, Sa- 84
 Host: Gulf Shores Sports Commission
 5/25/2017 - 5/27/2017

MEET OFFICIALS

Meet Director:
 Houston Young
 Meet Referee:
 Lawhorn/Thurber/ Mitchell
 Timing:
 www.cfpitiming.com



OFFICIAL MEET REPORT
 printed: 7/28/2017 2:59 PM

RESULTS

#29 Women's Long Jump (cont'd)

Pl	Name	Yr	Team	Mark	Rnd 1	Rnd 2	Rnd 3	Rnd 4	Rnd 5	Rnd 6
7	OCCEUS, ISMAELLE	SR	BRENAU	5.45m 17' 10 ³ / ₄ (+0.2)	5.45 (+0.2)	FOUL	4.88 (+0.0)			
8	DAGGS, JOYCELYN	SR	DILLARD	5.31m 17' 5 ¹ / ₄ (+1.8)	5.31 (+1.8)	FOUL	FOUL			
9	BONT, MALLORY	JR	DAVENPORT	5.27m 17' 3 ¹ / ₂ (+2.3)	5.21 (+1.0)	5.27 (+2.3)	5.23 (+0.0)			
10	WILLIAMS, PATRICE	SR	JARVIS CHRI	5.01m 16' 5 ¹ / ₄ (+0.1)	4.96 (+1.1)	4.82 (+1.3)	5.01 (+0.1)			
11	RESPRESS, HAYLEY	FR	LINDSEY WI	4.93m 16' 2 ¹ / ₄ (+2.3)	4.84 (+0.8)	4.93 (+2.3)	4.92 (+0.0)			
	BANKS, LEAH	SO	LOYOLA-NE	FOUL	FOUL	FOUL	FOUL			
Flight 3 of 4										
1	BAKER, CHELSEA	JR	FRIENDS	5.81m 19' 0 ³ / ₄ (+1.3)	5.39 (+0.4)	5.81 (+1.3)	5.57 (+1.6)	5.42 (+0.0)	5.66 (+0.0)	5.54 (+0.0)
2	HYMAN, OSHIN	JR	WARNER	5.57m 18' 3 ¹ / ₄ (+1.2)	5.43 (+1.0)	5.34 (+1.2)	5.57 (+1.2)			
3	WUBBEN, DANIELLE	JR	DORDT	5.49m 18' 0 ¹ / ₄ (+1.4)	5.20 (+1.2)	5.49 (+1.4)	4.91 (+0.7)			
4	HOLMES, TIA	JR	INDIANA TE	5.39m 17' 8 ¹ / ₄ (+1.4)	5.09 (+1.5)	5.06 (+1.4)	5.39 (+1.4)			
5	GRIGG, KAYLA	JR	INDIANA TE	5.37m 17' 7 ¹ / ₂ (+0.9)	5.06 (+1.1)	5.04 (+1.1)	5.37 (+0.9)			
6	BUSHKOFKY, KRISTA	SR	CLARKE	5.33m 17' 6" (+0.4)	5.33 (+0.4)	5.24 (+1.7)	5.15 (+1.7)			
7	WILLIAMS, TATIANA	FR	LINDSEY WI	5.30m 17' 4 ³ / ₄ (+2.1)	FOUL	5.30 (+2.1)	5.19 (+1.4)			
8	PARKER, KARIS	JR	WAYLAND B	5.18m 17' 0" (+1.9)	FOUL	5.18 (+1.9)	5.18 (+1.1)			
8	ATLADOTTIR, STEINNUN	JR	ST. MARY (K	5.18m 17' 0" (+1.9)	5.12 (+1.4)	5.18 (+1.9)	5.09 (+0.7)			
10	TENNESSEE, DALLAS	JR	INDIANA TE	5.10m 16' 8 ³ / ₄ (+0.5)	5.09 (+2.2)	5.10 (+0.5)	3.80 (+0.5)			
11	WILLIAMS, J'HARI	FR	USC-BEAUF	4.71m 15' 5 ¹ / ₂ (+1.4)	FOUL	4.71 (+1.4)	PASS			
	HARRIS, ANNESHA	SO	LINDSEY WI	FOUL	FOUL	FOUL	FOUL			
Flight 4 of 4										
1	PRYCE, TAISHIA	FR	WILEY	5.90m 19' 4 ¹ / ₄ (+0.0)	5.90 (+0.0)	5.83 (+0.0)	5.78 (+0.0)	5.72 (+0.0)	5.31 (+0.0)	5.71 (+0.0)
2	SAKEUH, PLESEH-TAY	SO	TAYLOR	5.66m 18' 7" (+0.0)	5.66 (+0.0)	5.62 (+0.0)	5.52 (+0.0)			
3	CORREIA, LEONDR	FR	INDIANA TE	5.64m 18' 6" (+0.0)	FOUL	FOUL	5.64 (+0.0)			
4	HURST, TAJDREANA	SO	DILLARD	5.37m 17' 7 ¹ / ₂ (+0.0)	5.09 (+0.0)	5.37 (+0.0)	5.03 (+0.0)			
5	JOHNSON, MEGAN	FR	VALLEY CIT	5.36m 17' 7" (+0.0)	5.24 (+0.0)	5.36 (+0.0)	FOUL			
6	BRAGG, KAYVONA	SO	AVILA	5.26m 17' 3 ¹ / ₄ (+0.0)	5.08 (+0.1)	5.00 (+0.0)	5.26 (+0.0)			
7	LAMOURT, LAUREN	FR	ST. AMBROS	5.16m 16' 11 ¹ / ₄ (+0.0)	FOUL	5.16 (+0.0)	4.95 (+0.0)			
8	DUGAN, ASHLEY	JR	YORK (NEB.)	5.14m 16' 10 ¹ / ₂ (+0.0)	5.13 (+0.0)	5.14 (+0.0)	4.84 (+0.0)			
9	LAMER, KAMBERLYN	SO	DAKOTA WE	5.07m 16' 7 ³ / ₄ (+0.0)	FOUL	5.07 (+0.0)	FOUL			
10	ROTH, SAM	SR	ST. AMBROS	4.99m 16' 4 ¹ / ₂ (+0.0)	4.99 (+0.0)	4.86 (+0.0)	FOUL			
	WOTOE, MARKAI	FR	WALDORF	DNS						

#31 Women's Triple Jump

W	World	15.50m	Inessa Kravets	UKR	8/10/1995	Goteborg, SWE
A	American	14.45m	Tiombé Hurd	Nike	7/11/2004	Sacramento, CA
N	NAIA Championship	13.30m	Yvette French	Prairie View A&M, TX	1997	Marietta, GA
C	College Outdoor	14.71m	Keturah Orji	Georgia	8/14/2016	Rio de Janeiro,

5:30 PM (Day 2):

Pl	Name	Yr	Team	Mark	Rnd 1	Rnd 2	Rnd 3	Rnd 4	Rnd 5	Rnd 6	F(Pl)	Pts
1	SANDS, BRIA	SO	LIFE	12.31m 40' 4 ³ / ₄ (+0.0)	FOUL	11.85 (+1.3)	FOUL	11.98 (+0.7)	12.31 (+0.0)	FOUL	2(1)	10
2	EDEKO, ISI	SR	ST. FRANCIS	12.15m 39' 10 ¹ / ₂ (+0.0)	11.91 (+2.6)	11.73 (+1.6)	12.04 (+1.8)	12.15 (+0.0)	12.13 (+0.0)	11.85 (+0.0)	1(1)	8
3	BRUNS, DALLAS	SR	SOUTHWES	11.87m 38' 11 ¹ / ₂ (+2.9)	FOUL	11.87 (+2.9)	11.56 (+1.2)	11.05 (+0.1)	FOUL	11.38 (+0.1)	1(2)	6
4	DOLL, LAUREN	FR	FRIENDS	11.86m 38' 11" (+1.4)	10.26 (+1.4)	11.86 (+1.4)	11.55 (+0.5)	11.15 (+0.6)	11.35 (+1.0)	11.43 (+0.0)	2(2)	5
5	HORNER, AMY	SR	TABOR	11.81m 38' 9" (+1.7)	FOUL	11.67 (+2.2)	11.81 (+1.7)	FOUL	FOUL	FOUL	1(3)	4
6	BEKAR, KIANA	FR	BRITISH CO	11.75m 38' 6 ³ / ₄ (+1.7)	FOUL	11.75 (+1.7)	11.72 (+1.0)	FOUL	FOUL	FOUL	1(4)	3
7	HYMAN, OSHIN	JR	WARNER	11.75m 38' 6 ³ / ₄ (+0.0)	11.49 (+0.3)	11.75 (+0.0)	10.73 (+0.1)	11.64 (+0.6)	11.60 (+0.1)	11.67 (+0.0)	2(3)	2
8	CAMPBELL, OLIVIA	SO	BRITISH CO	11.65m 38' 2 ³ / ₄ (+0.0)	FOUL	FOUL	11.54 (+0.0)	11.34 (+0.0)	11.65 (+0.0)	FOUL	1(5)	1

NAIA OUTDOOR TRACK & FIELD CHAMPIONSHIPS 2017

Gulf Shores, AL

Mickey Miller Blackwell Stadium

Weather: Sunny & Clear, Th- 80, Fr- 83, Sa- 84

Host: Gulf Shores Sports Commission

5/25/2017 - 5/27/2017

MEET OFFICIALS

Meet Director:


Houston Young

Meet Referee:

Lawhorn/Thurber/ Mitchell

Timing:

www.cfpitiming.com



OFFICIAL MEET REPORT

printed: 7/28/2017 2:59 PM

RESULTS

#31 Women's Triple Jump (cont'd)

5:30 PM (Day 2):

Pl	Name	Yr	Team	Mark	Rnd 1	Rnd 2	Rnd 3	Rnd 4	Rnd 5	Rnd 6	F (Pl)	Pts
9	CRUMP, AUTUMN	JR	UNION (KY.)	11.63m 38' 2" (+0.0)	FOUL	11.63 (+0.0)	11.33 (+0.0)	11.08 (+0.0)	11.16 (+0.0)	11.31 (+0.0)	2(4)	
10	HOSFORD, BRANDI	JR	ST. AMBROS	11.53m 37' 10" (+0.2)	11.21 (+0.9)	FOUL	11.53 (+0.2)				1(6)	
11	OCCEUS, ISMAELLE	SR	BRENAU	11.43m 37' 6" (+0.7)	FOUL	FOUL	11.43 (+0.7)				2(5)	
12	BAKER, CHELSEA	JR	FRIENDS	11.40m 37' 5" (+1.2)	FOUL	11.40 (+1.2)	FOUL				2(6)	
13	DRAKE, HANNAH	SO	CORNERST	11.39m 37' 4 1/2" (+0.8)	11.33 (+2.7)	11.39 (+0.8)	11.14 (+1.8)				1(7)	
14	WILLIAMS, CHARLENA	JR	SIENA HEIG	11.35m 37' 3" (+2.0)	11.09 (+1.6)	11.35 (+2.0)	11.26 (+0.5)				1(8)	
15	CUNNINGHAM, SHANTINIQUE	SO	HASTINGS	11.31m 37' 1 1/4" (+2.7)	FOUL	11.31 (+2.7)	11.21 (+0.7)				1(9)	
16	HELMS, JASMINE	SR	MCPHERSO	11.31m 37' 1 1/4" (+0.0)	11.02 (+1.2)	10.84 (+1.0)	11.31 (+0.0)				2(7)	
17	FREEMAN, EMONI	FR	EDWARD W	11.28m 37' 0 1/4" (+0.0)	11.28 (+0.0)	11.07 (+1.7)	FOUL				2(8)	
18	BRINSON, JONINA	JR	MOBILE	11.28m 37' 0 1/4" (+1.2)	FOUL	FOUL	11.28 (+1.2)				2(8)	
19	JUDKINS, BREANNA	FR	CLARKE	11.24m 36' 10 1/2" (+1.1)	FOUL	11.24 (+1.1)	FOUL				2(10)	
20	ANDERSON, AMANDA	FR	EDWARD W	11.08m 36' 4 1/4" (+1.7)	10.98 (+1.8)	11.08 (+1.7)	10.68 (+2.1)				1(10)	
21	STRICKER, ABBY	SO	COLUMBIA (11.08m 36' 4 1/4" (+0.0)	FOUL	FOUL	11.08 (+0.0)				2(11)	
22	CRAFT, DANIELLE	FR	CUMBERLA	11.06m 36' 3 1/2" (+1.4)	11.06 (+1.4)	10.92 (+1.5)	10.78 (+1.3)				1(11)	
23	CARR, EBONY	JR	WILEY	10.79m 35' 5" (+0.0)	10.58 (+1.8)	10.50 (+0.3)	10.79 (+0.0)				2(12)	
	MCCRARY, MEGAN	FR	MISSOURI B	NM	FOUL	FOUL	FOUL				1	

FLIGHT RESULTS

Pl	Name	Yr	Team	Mark	Rnd 1	Rnd 2	Rnd 3	Rnd 4	Rnd 5	Rnd 6	
Flight 1 of 2											
1	EDEKO, ISI	SR	ST. FRANCIS	12.15m 39' 10 1/2" (+0.0)	11.91 (+2.6)	11.73 (+1.6)	12.04 (+1.8)	12.15 (+0.0)	12.13 (+0.0)	11.85 (+0.0)	
2	BRUNS, DALLAS	SR	SOUTHWES	11.87m 38' 11 1/2" (+2.9)	FOUL	11.87 (+2.9)	11.56 (+1.2)	11.05 (+0.1)	FOUL	11.38 (+0.1)	
3	HORNER, AMY	SR	TABOR	11.81m 38' 9" (+1.7)	FOUL	11.67 (+2.2)	11.81 (+1.7)	FOUL	FOUL	FOUL	
4	BEKAR, KIANA	FR	BRITISH CO	11.75m 38' 6 3/4" (+1.7)	FOUL	11.75 (+1.7)	11.72 (+1.0)	FOUL	FOUL	FOUL	
5	CAMPBELL, OLIVIA	SO	BRITISH CO	11.65m 38' 2 3/4" (+0.0)	FOUL	FOUL	11.54 (+0.0)	11.34 (+0.0)	11.65 (+0.0)	FOUL	
6	HOSFORD, BRANDI	JR	ST. AMBROS	11.53m 37' 10" (+0.2)	11.21 (+0.9)	FOUL	11.53 (+0.2)				
7	DRAKE, HANNAH	SO	CORNERST	11.39m 37' 4 1/2" (+0.8)	11.33 (+2.7)	11.39 (+0.8)	11.14 (+1.8)				
8	WILLIAMS, CHARLENA	JR	SIENA HEIG	11.35m 37' 3" (+2.0)	11.09 (+1.6)	11.35 (+2.0)	11.26 (+0.5)				
9	CUNNINGHAM, SHANTINIQUE	SO	HASTINGS	11.31m 37' 1 1/4" (+2.7)	FOUL	11.31 (+2.7)	11.21 (+0.7)				
10	ANDERSON, AMANDA	FR	EDWARD W	11.08m 36' 4 1/4" (+1.7)	10.98 (+1.8)	11.08 (+1.7)	10.68 (+2.1)				
11	CRAFT, DANIELLE	FR	CUMBERLA	11.06m 36' 3 1/2" (+1.4)	11.06 (+1.4)	10.92 (+1.5)	10.78 (+1.3)				
	MCCRARY, MEGAN	FR	MISSOURI B	NM	FOUL	FOUL	FOUL				
Flight 2 of 2											
1	SANDS, BRIA	SO	LIFE	12.31m 40' 4 3/4" (+0.0)	FOUL	11.85 (+1.3)	FOUL	11.98 (+0.7)	12.31 (+0.0)	FOUL	
2	DOLL, LAUREN	FR	FRIENDS	11.86m 38' 11" (+1.4)	10.26 (+1.4)	11.86 (+1.4)	11.55 (+0.5)	11.15 (+0.6)	11.35 (+1.0)	11.43 (+0.0)	
3	HYMAN, OSHIN	JR	WARNER	11.75m 38' 6 3/4" (+0.0)	11.49 (+0.3)	11.75 (+0.0)	10.73 (+0.1)	11.64 (+0.6)	11.60 (+0.1)	11.67 (+0.0)	
4	CRUMP, AUTUMN	JR	UNION (KY.)	11.63m 38' 2" (+0.0)	FOUL	11.63 (+0.0)	11.33 (+0.0)	11.08 (+0.0)	11.16 (+0.0)	11.31 (+0.0)	
5	OCCEUS, ISMAELLE	SR	BRENAU	11.43m 37' 6" (+0.7)	FOUL	FOUL	11.43 (+0.7)				
6	BAKER, CHELSEA	JR	FRIENDS	11.40m 37' 5" (+1.2)	FOUL	11.40 (+1.2)	FOUL				
7	HELMS, JASMINE	SR	MCPHERSO	11.31m 37' 1 1/4" (+0.0)	11.02 (+1.2)	10.84 (+1.0)	11.31 (+0.0)				
8	FREEMAN, EMONI	FR	EDWARD W	11.28m 37' 0 1/4" (+0.0)	11.28 (+0.0)	11.07 (+1.7)	FOUL				
8	BRINSON, JONINA	JR	MOBILE	11.28m 37' 0 1/4" (+1.2)	FOUL	FOUL	11.28 (+1.2)				
10	JUDKINS, BREANNA	FR	CLARKE	11.24m 36' 10 1/2" (+1.1)	FOUL	11.24 (+1.1)	FOUL				
11	STRICKER, ABBY	SO	COLUMBIA (11.08m 36' 4 1/4" (+0.0)	FOUL	FOUL	11.08 (+0.0)				
12	CARR, EBONY	JR	WILEY	10.79m 35' 5" (+0.0)	10.58 (+1.8)	10.50 (+0.3)	10.79 (+0.0)				

NAIA OUTDOOR TRACK & FIELD CHAMPIONSHIPS 2017

Gulf Shores, AL
 Mickey Miller Blackwell Stadium
 Weather: Sunny & Clear, Th- 80, Fr- 83, Sa- 84
 Host: Gulf Shores Sports Commission
 5/25/2017 - 5/27/2017

MEET OFFICIALS

Meet Director:
Houston Young
Meet Referee:
Lawhorn/Thurber/ Mitchell
Timing:
www.cfpitiming.com



OFFICIAL MEET REPORT
 printed: 7/28/2017 2:59 PM

RESULTS

#33 Women's Shot Put

W World	22.63m	Natalya Lisovskaya	URS	6/7/1987	Moscow, RUS
A American	20.24m	Michelle Carter	Nike	6/22/2013	Des Moines, IA
N NAIA Championship	18.17m	Vivian Chukwuemeka	Azusa Pacific, CA	2002	Olathe, KS
C College Outdoor	19.35m	Raven Saunders	Mississippi	8/12/2016	Rio de Janeiro,

1:00 PM (Day 2):

Pl	Name	Yr Team	Mark	Rnd 1	Rnd 2	Rnd 3	Rnd 4	Rnd 5	Rnd 6	F(Pl)	Pts
1	LIERMANN, SAMANTHA	SO CONCORDIA	14.84m 48' 8 ¹ / ₂ "	14.84 (+0.0)	14.62 (+0.0)	FOUL	14.45 (+0.0)	14.77 (+0.0)	14.29 (+0.0)	2(1)	10
2	ROBERTS, CHANEL	SR LINDSEY WI	14.56m 47' 9 ¹ / ₂ "	12.26 (+0.0)	14.56 (+0.0)	14.38 (+0.0)	13.39 (+0.0)	14.01 (+0.0)	14.27 (+0.0)	1(1)	8
3	KELLY, RAVEN	SR ST. FRANCIS	14.37m 47' 2"	14.37 (+0.0)	13.65 (+0.0)	13.59 (+0.0)	13.67 (+0.0)	14.29 (+0.0)	13.89 (+0.0)	3(1)	6
4	OLSEN, SARA	JR HASTINGS	14.35m 47' 1 ¹ / ₄ "	13.56 (+0.0)	13.68 (+0.0)	14.35 (+0.0)	14.05 (+0.0)	14.26 (+0.0)	FOUL	1(2)	5
5	DAVIS, KYLIE	SO OLIVET NAZ	14.33m 47' 0 ¹ / ₂ "	FOUL	14.24 (+0.0)	FOUL	14.33 (+0.0)	FOUL	FOUL	1(3)	4
6	LYON, KELBIE	SO HASTINGS	14.25m 46' 9 ¹ / ₄ "	FOUL	13.80 (+0.0)	FOUL	13.95 (+0.0)	14.25 (+0.0)	13.78 (+0.0)	1(4)	3
7	BROWN, ALIYAH	SO PARK U.	14.14m 46' 5"	13.93 (+0.0)	14.14 (+0.0)	13.88 (+0.0)	12.88 (+0.0)	13.75 (+0.0)	14.01 (+0.0)	3(2)	2
8	NASH, EBONI	SO HASTINGS	14.02m 46' 0 ¹ / ₄ "	14.02 (+0.0)	13.97 (+0.0)	FOUL	FOUL	FOUL	FOUL	1(5)	1
9	IRVIN, JORDAN	JR INDIANA TE	13.89m 45' 7"	13.17 (+0.0)	13.89 (+0.0)	13.14 (+0.0)	FOUL	13.32 (+0.0)	FOUL	1(6)	
10	ROBB, KALI	SR CONCORDIA	13.72m 45' 0 ¹ / ₂ "	13.72 (+0.0)	13.62 (+0.0)	FOUL				2(2)	
11	THOMPSON, TEEKA	SR HASTINGS	13.68m 44' 10 ³ / ₄ "	13.26 (+0.0)	13.25 (+0.0)	13.68 (+0.0)				2(3)	
12	WINDLE, ALYSSA	SR TABOR	13.65m 44' 9 ³ / ₄ "	13.65 (+0.0)	13.19 (+0.0)	12.78 (+0.0)				2(4)	
13	PUCKETT, DAPHNE	JR GREAT FALL	13.48m 44' 3"	13.48 (+0.0)	13.05 (+0.0)	13.05 (+0.0)				2(5)	
14	GEISLER, SERI	SO VALLEY CIT	13.44m 44' 1 ¹ / ₂ "	13.02 (+0.0)	13.44 (+0.0)	12.53 (+0.0)				1(7)	
15	BOCK, LEA	SO OLIVET NAZ	13.36m 43' 10 ¹ / ₄ "	13.17 (+0.0)	13.36 (+0.0)	FOUL				3(3)	
16	MORSE, HAYLEY	JR COLLEGE O	13.28m 43' 7"	12.20 (+0.0)	13.28 (+0.0)	13.18 (+0.0)				3(4)	
17	MCNEAL, ALLISON	FR RIO GRAND	13.27m 43' 6 ³ / ₄ "	FOUL	13.27 (+0.0)	FOUL				3(5)	
18	SHAW, ADRIANNA	FR CONCORDIA	13.20m 43' 4"	12.86 (+0.0)	13.20 (+0.0)	13.16 (+0.0)				2(6)	
19	DONNELL, JENNIFER	JR JUDSON	13.05m 42' 10"	12.12 (+0.0)	13.05 (+0.0)	12.98 (+0.0)				2(7)	
20	SOAT, ERIN	SO CLARKE	13.04m 42' 9 ³ / ₄ "	13.04 (+0.0)	FOUL	12.99 (+0.0)				1(8)	
21	MACKEY, TE'REIA	JR INDIANA TE	12.99m 42' 7 ³ / ₄ "	12.99 (+0.0)	FOUL	12.92 (+0.0)				3(6)	
22	HUBER, MACKENZIE	FR VALLEY CIT	12.77m 41' 11"	12.01 (+0.0)	12.36 (+0.0)	12.77 (+0.0)				1(9)	
23	EICKHOFF, JASMINE	SO CONCORDIA	12.74m 41' 9 ³ / ₄ "	12.74 (+0.0)	FOUL	FOUL				3(7)	
24	GRINT, KATE	FR DOANE	12.73m 41' 9 ¹ / ₂ "	FOUL	12.73 (+0.0)	FOUL				3(8)	
25	PETTELL, PAIGE	FR LINDSEY WI	12.68m 41' 7 ¹ / ₂ "	12.20 (+0.0)	FOUL	12.68 (+0.0)				2(8)	
26	MUSIC, BRYANNA	JR OTTAWA	12.59m 41' 4"	12.59 (+0.0)	FOUL	FOUL				2(9)	
27	MALLER, ELIZABETH	SO MILLIGAN	12.46m 40' 10 ³ / ₄ "	12.04 (+0.0)	12.46 (+0.0)	FOUL				3(9)	

FLIGHT RESULTS

Pl	Name	Yr Team	Mark	Rnd 1	Rnd 2	Rnd 3	Rnd 4	Rnd 5	Rnd 6	
Flight 1 of 3										
1	ROBERTS, CHANEL	SR LINDSEY WI	14.56m 47' 9 ¹ / ₂ "	12.26 (+0.0)	14.56 (+0.0)	14.38 (+0.0)	13.39 (+0.0)	14.01 (+0.0)	14.27 (+0.0)	
2	OLSEN, SARA	JR HASTINGS	14.35m 47' 1 ¹ / ₄ "	13.56 (+0.0)	13.68 (+0.0)	14.35 (+0.0)	14.05 (+0.0)	14.26 (+0.0)	FOUL	
3	DAVIS, KYLIE	SO OLIVET NAZ	14.33m 47' 0 ¹ / ₂ "	FOUL	14.24 (+0.0)	FOUL	14.33 (+0.0)	FOUL	FOUL	
4	LYON, KELBIE	SO HASTINGS	14.25m 46' 9 ¹ / ₄ "	FOUL	13.80 (+0.0)	FOUL	13.95 (+0.0)	14.25 (+0.0)	13.78 (+0.0)	
5	NASH, EBONI	SO HASTINGS	14.02m 46' 0 ¹ / ₄ "	14.02 (+0.0)	13.97 (+0.0)	FOUL	FOUL	FOUL	FOUL	
6	IRVIN, JORDAN	JR INDIANA TE	13.89m 45' 7"	13.17 (+0.0)	13.89 (+0.0)	13.14 (+0.0)	FOUL	13.32 (+0.0)	FOUL	
7	GEISLER, SERI	SO VALLEY CIT	13.44m 44' 1 ¹ / ₂ "	13.02 (+0.0)	13.44 (+0.0)	12.53 (+0.0)				
8	SOAT, ERIN	SO CLARKE	13.04m 42' 9 ³ / ₄ "	13.04 (+0.0)	FOUL	12.99 (+0.0)				
9	HUBER, MACKENZIE	FR VALLEY CIT	12.77m 41' 11"	12.01 (+0.0)	12.36 (+0.0)	12.77 (+0.0)				
Flight 2 of 3										

NAIA OUTDOOR TRACK & FIELD CHAMPIONSHIPS 2017

Gulf Shores, AL

Mickey Miller Blackwell Stadium

Weather: Sunny & Clear, Th- 80, Fr- 83, Sa- 84

Host: Gulf Shores Sports Commission

5/25/2017 - 5/27/2017

MEET OFFICIALS

Meet Director:

Houston Young

Meet Referee:

Lawhorn/Thurber/ Mitchell

Timing:

www.cfpitiming.com



OFFICIAL MEET REPORT

printed: 7/28/2017 2:59 PM

RESULTS

#33 Women's Shot Put (cont'd)

Pl	Name	Yr Team	Mark	Rnd 1	Rnd 2	Rnd 3	Rnd 4	Rnd 5	Rnd 6
1	LIERMANN, SAMANTHA	SO CONCORDIA	14.84m 48' 8 ¹ / ₂ "	14.84 (+0.0)	14.62 (+0.0)	FOUL	14.45 (+0.0)	14.77 (+0.0)	14.29 (+0.0)
2	ROBB, KALI	SR CONCORDIA	13.72m 45' 0 ¹ / ₂ "	13.72 (+0.0)	13.62 (+0.0)	FOUL			
3	THOMPSON, TEEKA	SR HASTINGS	13.68m 44' 10 ³ / ₄ "	13.26 (+0.0)	13.25 (+0.0)	13.68 (+0.0)			
4	WINDLE, ALYSSA	SR TABOR	13.65m 44' 9 ³ / ₄ "	13.65 (+0.0)	13.19 (+0.0)	12.78 (+0.0)			
5	PUCKETT, DAPHNE	JR GREAT FALL	13.48m 44' 3"	13.48 (+0.0)	13.05 (+0.0)	13.05 (+0.0)			
6	SHAW, ADRIANNA	FR CONCORDIA	13.20m 43' 4"	12.86 (+0.0)	13.20 (+0.0)	13.16 (+0.0)			
7	DONNELL, JENNIFER	JR JUDSON	13.05m 42' 10"	12.12 (+0.0)	13.05 (+0.0)	12.98 (+0.0)			
8	PETTELL, PAIGE	FR LINDSEY WI	12.68m 41' 7 ¹ / ₂ "	12.20 (+0.0)	FOUL	12.68 (+0.0)			
9	MUSIC, BRYANNA	JR OTTAWA	12.59m 41' 4"	12.59 (+0.0)	FOUL	FOUL			
Flight 3 of 3									
1	KELLY, RAVEN	SR ST. FRANCIS	14.37m 47' 2"	14.37 (+0.0)	13.65 (+0.0)	13.59 (+0.0)	13.67 (+0.0)	14.29 (+0.0)	13.89 (+0.0)
2	BROWN, ALIYAH	SO PARK U.	14.14m 46' 5"	13.93 (+0.0)	14.14 (+0.0)	13.88 (+0.0)	12.88 (+0.0)	13.75 (+0.0)	14.01 (+0.0)
3	BOCK, LEA	SO OLIVET NAZ	13.36m 43' 10 ¹ / ₄ "	13.17 (+0.0)	13.36 (+0.0)	FOUL			
4	MORSE, HAYLEY	JR COLLEGE O	13.28m 43' 7"	12.20 (+0.0)	13.28 (+0.0)	13.18 (+0.0)			
5	MCNEAL, ALLISON	FR RIO GRAND	13.27m 43' 6 ³ / ₄ "	FOUL	13.27 (+0.0)	FOUL			
6	MACKEY, TE'REIA	JR INDIANA TE	12.99m 42' 7 ³ / ₄ "	12.99 (+0.0)	FOUL	12.92 (+0.0)			
7	EICKHOFF, JASMINE	SO CONCORDIA	12.74m 41' 9 ³ / ₄ "	12.74 (+0.0)	FOUL	FOUL			
8	GRINT, KATE	FR DOANE	12.73m 41' 9 ¹ / ₂ "	FOUL	12.73 (+0.0)	FOUL			
9	MALLER, ELIZABETH	SO MILLIGAN	12.46m 40' 10 ³ / ₄ "	12.04 (+0.0)	12.46 (+0.0)	FOUL			

#35 Women's Discus

W World	76.80m	Gabriele Reinsch	GDR	7/9/1988	Neubrandenburg,
A American	69.17m	Gia Lewis-Smallwood	Nike	8/30/2014	Angers, FRA
N NAIA Championship	58.69m	Annie Hess	Concordia OR	2008	Edwardsville, IL
C College Outdoor	67.48m	Meg Ritchie	Arizona	4/26/1981	Walnut, CA

2:00 PM (Day 3):


Pl	Name	Yr Team	Mark	Rnd 1	Rnd 2	Rnd 3	Rnd 4	Rnd 5	Rnd 6	F(Pl)	Pts
1	THOMPSON, TEEKA	SR HASTINGS	48.86m 160' 4"	46.48 (+0.0)	FOUL	48.86 (+0.0)	FOUL	FOUL	FOUL	2(1)	10
2	BLAKE, KAYLEE	SR BRIAR CLIFF	47.04m 154' 4 ¹ / ₄ "	47.04 (+0.0)	44.23 (+0.0)	45.09 (+0.0)	45.63 (+0.0)	FOUL	44.27 (+0.0)	3(1)	8
3	DAVIS, LAVON	FR GRAND VIE	46.98m 154' 1 ³ / ₄ "	18.53 (+0.0)	34.13 (+0.0)	46.98 (+0.0)	35.05 (+0.0)	42.31 (+0.0)	FOUL	2(2)	6
4	WINDLE, ALYSSA	SR TABOR	46.71m 153' 3 ¹ / ₄ "	46.71 (+0.0)	41.74 (+0.0)	44.79 (+0.0)	44.89 (+0.0)	45.78 (+0.0)	45.22 (+0.0)	3(2)	5
5	SVOBODA, KATRICIA	SR CONCORDIA	46.10m 151' 3 ¹ / ₄ "	42.28 (+0.0)	FOUL	42.70 (+0.0)	46.10 (+0.0)	FOUL	45.17 (+0.0)	1(1)	4
6	SHAW, BETHANY	FR CONCORDIA	46.08m 151' 2 ¹ / ₂ "	46.08 (+0.0)	45.14 (+0.0)	FOUL	45.04 (+0.0)	FOUL	FOUL	3(3)	3
7	PARISH, KEELY	SO HASTINGS	45.96m 150' 9 ³ / ₄ "	44.96 (+0.0)	45.81 (+0.0)	FOUL	FOUL	44.37 (+0.0)	45.96 (+0.0)	1(2)	2
8	O'NEILL, ASHLEY	SR SIENA HEIG	45.24m 148' 5 ¹ / ₄ "	42.60 (+0.0)	43.84 (+0.0)	FOUL	43.11 (+0.0)	45.24 (+0.0)	FOUL	2(3)	1
9	STEINBRUECK, JAN	JR CONCORDIA	42.62m 139' 10 ¹ / ₄ "	FOUL	42.62 (+0.0)	41.79 (+0.0)	FOUL	FOUL	42.22 (+0.0)	1(3)	
10	GEERLINGS, AMANDA	FR SIENA HEIG	42.44m 139' 3 ¹ / ₄ "	36.65 (+0.0)	42.44 (+0.0)	FOUL				2(4)	
11	VANNATTA, CARLIE	JR OLIVET NAZ	42.37m 139' 0 ¹ / ₂ "	42.37 (+0.0)	40.57 (+0.0)	FOUL				1(4)	
12	OTERO, CLAIRE	JR COLLEGE O	42.18m 138' 5"	FOUL	FOUL	42.18 (+0.0)				1(5)	
13	SKOPERA, CARLEY	SO CONCORDIA	41.26m 135' 4 ³ / ₄ "	40.72 (+0.0)	41.26 (+0.0)	FOUL				2(5)	
14	GRINT, KATE	FR DOANE	40.81m 133' 11"	40.81 (+0.0)	FOUL	FOUL				1(6)	
15	SCHNEIDER, NICOLE	SO INDIANA WE	40.38m 132' 6"	40.38 (+0.0)	40.20 (+0.0)	33.10 (+0.0)				2(6)	
16	DAVIS, KYLIE	SO OLIVET NAZ	40.21m 131' 11 ¹ / ₄ "	FOUL	40.21 (+0.0)	FOUL				1(7)	
17	RINEHART, JEZRI	SO OLIVET NAZ	40.13m 131' 8 ¹ / ₄ "	40.13 (+0.0)	FOUL	37.13 (+0.0)				3(4)	
18	EMBRAY, JACY	SO CONCORDIA	39.71m 130' 3 ³ / ₄ "	37.99 (+0.0)	FOUL	39.71 (+0.0)				3(5)	
19	PETTELL, PAIGE	FR LINDSEY WI	39.57m 129' 10 ¹ / ₄ "	38.75 (+0.0)	39.57 (+0.0)	38.83 (+0.0)				3(6)	
20	ROBB, KALI	SR CONCORDIA	39.27m 128' 10 ¹ / ₄ "	37.40 (+0.0)	39.27 (+0.0)	FOUL				3(7)	

NAIA OUTDOOR TRACK & FIELD CHAMPIONSHIPS 2017

Gulf Shores, AL
 Mickey Miller Blackwell Stadium
 Weather: Sunny & Clear, Th- 80, Fr- 83, Sa- 84
 Host: Gulf Shores Sports Commission
 5/25/2017 - 5/27/2017

MEET OFFICIALS

Meet Director:
 Houston Young
 Meet Referee:
 Lawhorn/Thurber/ Mitchell
 Timing:
 www.cfpitiming.com



OFFICIAL MEET REPORT
 printed: 7/28/2017 2:59 PM

RESULTS

#35 Women's Discus (cont'd)

2:00 PM (Day 3):

Pl Name	Yr Team	Mark	Rnd 1	Rnd 2	Rnd 3	Rnd 4	Rnd 5	Rnd 6	F(Pl)	Pts
21 GEE, HANNAH	SR OLIVET NAZ	38.75m 127' 1 ³ / ₄	36.80 (+0.0)	38.75 (+0.0)	FOUL					3(8)
22 WELLS, TAYLOR	SR GRAND VIE	37.37m 122' 7 ¹ / ₂	FOUL	31.21 (+0.0)	37.37 (+0.0)					2(7)
23 RAMAEKERS, NICOLE	JR HASTINGS	36.87m 120' 11 ³ / ₄	FOUL	FOUL	36.87 (+0.0)					1(8)
SHAW, ADRIANNA	FR CONCORDIA	FOUL	FOUL	FOUL	FOUL					2
BOCK, LEA	SO OLIVET NAZ	FOUL	FOUL	FOUL	FOUL					3

FLIGHT RESULTS

Pl Name	Yr Team	Mark	Rnd 1	Rnd 2	Rnd 3	Rnd 4	Rnd 5	Rnd 6	
Flight 1 of 3									
1 SVOBODA, KATRICIA	SR CONCORDIA	46.10m 151' 3 ¹ / ₄	42.28 (+0.0)	FOUL	42.70 (+0.0)	46.10 (+0.0)	FOUL	45.17 (+0.0)	
2 PARISH, KEELY	SO HASTINGS	45.96m 150' 9 ³ / ₄	44.96 (+0.0)	45.81 (+0.0)	FOUL	FOUL	44.37 (+0.0)	45.96 (+0.0)	
3 STEINBRUECK, JAN	JR CONCORDIA	42.62m 139' 10 ¹ / ₄	FOUL	42.62 (+0.0)	41.79 (+0.0)	FOUL	FOUL	42.22 (+0.0)	
4 VANNATTA, CARLIE	JR OLIVET NAZ	42.37m 139' 0 ¹ / ₂	42.37 (+0.0)	40.57 (+0.0)	FOUL				
5 OTERO, CLAIRE	JR COLLEGE O	42.18m 138' 5"	FOUL	FOUL	42.18 (+0.0)				
6 GRINT, KATE	FR DOANE	40.81m 133' 11"	40.81 (+0.0)	FOUL	FOUL				
7 DAVIS, KYLIE	SO OLIVET NAZ	40.21m 131' 11 ¹ / ₄	FOUL	40.21 (+0.0)	FOUL				
8 RAMAEKERS, NICOLE	JR HASTINGS	36.87m 120' 11 ³ / ₄	FOUL	FOUL	36.87 (+0.0)				
Flight 2 of 3									
1 THOMPSON, TEEKA	SR HASTINGS	48.86m 160' 4"	46.48 (+0.0)	FOUL	48.86 (+0.0)	FOUL	FOUL	FOUL	
2 DAVIS, LAVON	FR GRAND VIE	46.98m 154' 1 ³ / ₄	18.53 (+0.0)	34.13 (+0.0)	46.98 (+0.0)	35.05 (+0.0)	42.31 (+0.0)	FOUL	
3 O'NEILL, ASHLEY	SR SIENA HEIG	45.24m 148' 5 ¹ / ₄	42.60 (+0.0)	43.84 (+0.0)	FOUL	43.11 (+0.0)	45.24 (+0.0)	FOUL	
4 GEERLINGS, AMANDA	FR SIENA HEIG	42.44m 139' 3 ¹ / ₄	36.65 (+0.0)	42.44 (+0.0)	FOUL				
5 SKOPERA, CARLEY	SO CONCORDIA	41.26m 135' 4 ³ / ₄	40.72 (+0.0)	41.26 (+0.0)	FOUL				
6 SCHNEIDER, NICOLE	SO INDIANA WE	40.38m 132' 6"	40.38 (+0.0)	40.20 (+0.0)	33.10 (+0.0)				
7 WELLS, TAYLOR	SR GRAND VIE	37.37m 122' 7 ¹ / ₂	FOUL	31.21 (+0.0)	37.37 (+0.0)				
SHAW, ADRIANNA	FR CONCORDIA	FOUL	FOUL	FOUL	FOUL				
Flight 3 of 3									
1 BLAKE, KAYLEE	SR BRIAR CLIFF	47.04m 154' 4 ¹ / ₄	47.04 (+0.0)	44.23 (+0.0)	45.09 (+0.0)	45.63 (+0.0)	FOUL	44.27 (+0.0)	
2 WINDLE, ALYSSA	SR TABOR	46.71m 153' 3 ¹ / ₄	46.71 (+0.0)	41.74 (+0.0)	44.79 (+0.0)	44.89 (+0.0)	45.78 (+0.0)	45.22 (+0.0)	
3 SHAW, BETHANY	FR CONCORDIA	46.08m 151' 2 ¹ / ₂	46.08 (+0.0)	45.14 (+0.0)	FOUL	45.04 (+0.0)	FOUL	FOUL	
4 RINEHART, JEZRI	SO OLIVET NAZ	40.13m 131' 8 ¹ / ₄	40.13 (+0.0)	FOUL	37.13 (+0.0)				
5 EMBRAY, JACY	SO CONCORDIA	39.71m 130' 3 ³ / ₄	37.99 (+0.0)	FOUL	39.71 (+0.0)				
6 PETTELL, PAIGE	FR LINDSEY WI	39.57m 129' 10 ¹ / ₄	38.75 (+0.0)	39.57 (+0.0)	38.83 (+0.0)				
7 ROBB, KALI	SR CONCORDIA	39.27m 128' 10 ¹ / ₄	37.40 (+0.0)	39.27 (+0.0)	FOUL				
8 GEE, HANNAH	SR OLIVET NAZ	38.75m 127' 1 ³ / ₄	36.80 (+0.0)	38.75 (+0.0)	FOUL				
BOCK, LEA	SO OLIVET NAZ	FOUL	FOUL	FOUL	FOUL				

#37 Women's Hammer

W World	82.98m	Anita Wlodarczyk	POL	8/28/2016	Warsaw, POL
A American	75.73m	Amanda Bingson	Nike	6/22/2013	Des Moines, IA
N NAIA Championship	61.64m	Reta Woodard	Embry-Riddle	5/23/2013	Marion, IN
C College Outdoor	72.94m	Jenny Dahlgren	Georgia	4/13/2007	Athens, GA

10:00 AM (Day 1):

Pl Name	Yr Team	Mark	Rnd 1	Rnd 2	Rnd 3	Rnd 4	Rnd 5	Rnd 6	F(Pl)	Pts
1 KELLY, RAVEN	SR ST. FRANCIS	61.33m 201' 2 ³ / ₄	58.20	60.80	FOUL	58.10	58.38	61.33	3(1)	10
2 KOPP, PRESTON	SR CLARKE	55.81m 183' 1 ¹ / ₂	52.49	52.80	52.66	53.02	55.81	FOUL	2(1)	8

DirectAthletics MeetPro 90

NAIA OUTDOOR TRACK & FIELD CHAMPIONSHIPS 2017

Gulf Shores, AL

Mickey Miller Blackwell Stadium

Weather: Sunny & Clear, Th- 80, Fr- 83, Sa- 84

Host: Gulf Shores Sports Commission

5/25/2017 - 5/27/2017

MEET OFFICIALS

Meet Director:

Houston Young

Meet Referee:

Lawhorn/Thurber/ Mitchell

Timing:

www.cfpitiming.com



OFFICIAL MEET REPORT

printed: 7/28/2017 2:59 PM

RESULTS

#37 Women's Hammer (cont'd)

10:00 AM (Day 1):

Pl	Name	Yr	Team	Mark	Rnd 1	Rnd 2	Rnd 3	Rnd 4	Rnd 5	Rnd 6	F (Pl)	Pts
3	ROBB, KALI	SR	CONCORDIA	55.29m 181' 5"	52.56	54.08	FOUL	55.29	FOUL	FOUL	2(2)	6
4	MUSIC, BRYANNA	JR	OTTAWA	54.32m 178' 2 ³ / ₄	52.59	53.08	53.56	53.10	53.70	54.32	2(3)	5
5	MEYER, SYDNEY	SR	CONCORDIA	53.36m 175' 1"	53.36	50.78	FOUL	51.81	FOUL	51.77	3(2)	4
6	VANNATTA, CARLIE	JR	OLIVET NAZ	53.25m 174' 8 ³ / ₄	53.25	50.70	50.67	51.45	49.51	FOUL	2(4)	3
7	SCRIVNER, MADELYN	JR	WILLIAM WO	52.44m 172' 0 ³ / ₄	50.56	FOUL	50.67	51.35	52.44	51.89	3(3)	2
8	OLSEN, SARA	JR	HASTINGS	50.51m 165' 8 ³ / ₄	50.51	49.39	50.30	FOUL	FOUL	FOUL	2(5)	1
9	LIERMANN, SAMANTHA	SO	CONCORDIA	50.34m 165' 2 ¹ / ₄	50.34	FOUL	FOUL	FOUL	49.10	FOUL	1(1)	
10	BELT, ABBY	JR	FRIENDS	50.22m 164' 9 ¹ / ₂	FOUL	50.22	47.93				2(6)	
11	PERRY, KAYLYN	JR	DAVENPORT	50.20m 164' 8 ³ / ₄	47.80	50.20	49.10				2(7)	
12	SVOBODA, KATRICIA	SR	CONCORDIA	49.03m 160' 10 ¹ / ₂	47.77	49.03	FOUL				3(4)	
13	JONES, BREANNA	JR	GREAT FALL	48.80m 160' 1 ¹ / ₂	48.13	48.80	48.21				1(2)	
14	NASH, EBONI	SO	HASTINGS	48.54m 159' 3 ¹ / ₄	46.71	48.43	48.54				2(8)	
15	REILLY, SAMANTHA	JR	VITERBO	48.52m 159' 2 ¹ / ₂	46.77	46.52	48.52				1(3)	
16	O'NEILL, RACHEL	SO	SIENA HEIG	48.47m 159' 0 ¹ / ₂	FOUL	48.47	FOUL				3(5)	
17	SCHUMAKER, JENNA	SO	DAVENPORT	48.45m 158' 11 ³ / ₄	48.45	46.78	FOUL				2(9)	
18	O'NEILL, ASHLEY	SR	SIENA HEIG	48.33m 158' 7"	47.98	FOUL	48.33				2(10)	
19	JORDAHL, BRIANNA	SO	TAYLOR	48.29m 158' 5 ¹ / ₂	FOUL	48.29	46.96				3(6)	
20	MARTIN, KYLIE	SR	DAKOTA ST	47.56m 156' 0 ³ / ₄	47.01	46.00	47.56				1(4)	
21	JAMES, MARISSA	JR	DAVENPORT	46.93m 154' 0"	46.00	46.70	46.93				1(5)	
22	RINEHART, JEZRI	SO	OLIVET NAZ	46.75m 153' 4 ³ / ₄	FOUL	46.55	46.75				3(7)	
23	RAMAEKERS, NICOLE	JR	HASTINGS	46.66m 153' 1 ¹ / ₄	46.66	45.34	FOUL				1(6)	
24	HOLYFIELD, GABBY	JR	CORNERST	45.72m 150' 0 ¹ / ₄	FOUL	FOUL	45.72				1(7)	
25	DAVIS, LAVON	FR	GRAND VIE	43.93m 144' 1 ³ / ₄	FOUL	39.27	43.93				1(8)	
26	NELLIS, MELANIE	SR	BETHEL (IND)	43.49m 142' 8 ¹ / ₂	FOUL	FOUL	43.49				3(8)	
27	LUMPKIN, KERYN	SO	BETHEL (IND)	42.86m 140' 7 ³ / ₄	42.86	42.39	41.65				1(9)	
28	COUTURE, EMILY	SO	SIENA HEIG	42.42m 139' 2 ¹ / ₄	41.28	42.42	41.21				3(9)	
	HOLLINGER, AMBERNICOLE	JR	BIOLA	NM	FOUL	FOUL	FOUL				1	
	LYON, KELBIE	SO	HASTINGS	FOUL	FOUL	FOUL	FOUL				3	

FLIGHT RESULTS

Pl	Name	Yr	Team	Mark	Rnd 1	Rnd 2	Rnd 3	Rnd 4	Rnd 5	Rnd 6	
Flight 1 of 3											
1	LIERMANN, SAMANTHA	SO	CONCORDIA	50.34m 165' 2 ¹ / ₄	50.34	FOUL	FOUL	FOUL	49.10	FOUL	
2	JONES, BREANNA	JR	GREAT FALL	48.80m 160' 1 ¹ / ₂	48.13	48.80	48.21				
3	REILLY, SAMANTHA	JR	VITERBO	48.52m 159' 2 ¹ / ₂	46.77	46.52	48.52				
4	MARTIN, KYLIE	SR	DAKOTA ST	47.56m 156' 0 ³ / ₄	47.01	46.00	47.56				
5	JAMES, MARISSA	JR	DAVENPORT	46.93m 154' 0"	46.00	46.70	46.93				
6	RAMAEKERS, NICOLE	JR	HASTINGS	46.66m 153' 1 ¹ / ₄	46.66	45.34	FOUL				
7	HOLYFIELD, GABBY	JR	CORNERST	45.72m 150' 0 ¹ / ₄	FOUL	FOUL	45.72				
8	DAVIS, LAVON	FR	GRAND VIE	43.93m 144' 1 ³ / ₄	FOUL	39.27	43.93				
9	LUMPKIN, KERYN	SO	BETHEL (IND)	42.86m 140' 7 ³ / ₄	42.86	42.39	41.65				
	HOLLINGER, AMBERNICOLE	JR	BIOLA	NM	FOUL	FOUL	FOUL				
Flight 2 of 3											
1	KOPP, PRESTON	SR	CLARKE	55.81m 183' 1 ¹ / ₂	52.49	52.80	52.66	53.02	55.81	FOUL	
2	ROBB, KALI	SR	CONCORDIA	55.29m 181' 5"	52.56	54.08	FOUL	55.29	FOUL	FOUL	

NAIA OUTDOOR TRACK & FIELD CHAMPIONSHIPS 2017

Gulf Shores, AL

Mickey Miller Blackwell Stadium

Weather: Sunny & Clear, Th- 80, Fr- 83, Sa- 84

Host: Gulf Shores Sports Commission

5/25/2017 - 5/27/2017

MEET OFFICIALS

Meet Director:


Houston Young

Meet Referee:

Lawhorn/Thurber/ Mitchell

Timing:

www.cfpitiming.com



OFFICIAL MEET REPORT

printed: 7/28/2017 2:59 PM

RESULTS

#37 Women's Hammer (cont'd)

Pl	Name	Yr Team	Mark	Rnd 1	Rnd 2	Rnd 3	Rnd 4	Rnd 5	Rnd 6
3	MUSIC, BRYANNA	JR OTTAWA	54.32m 178' 2 ³ / ₄	52.59	53.08	53.56	53.10	53.70	54.32
4	VANNATTA, CARLIE	JR OLIVET NAZ	53.25m 174' 8 ³ / ₄	53.25	50.70	50.67	51.45	49.51	FOUL
5	OLSEN, SARA	JR HASTINGS	50.51m 165' 8 ³ / ₄	50.51	49.39	50.30	FOUL	FOUL	FOUL
6	BELT, ABBY	JR FRIENDS	50.22m 164' 9 ¹ / ₂	FOUL	50.22	47.93			
7	PERRY, KAYLYN	JR DAVENPORT	50.20m 164' 8 ³ / ₄	47.80	50.20	49.10			
8	NASH, EBONI	SO HASTINGS	48.54m 159' 3 ¹ / ₄	46.71	48.43	48.54			
9	SCHUMAKER, JENNA	SO DAVENPORT	48.45m 158' 11 ³ / ₄	48.45	46.78	FOUL			
10	O'NEILL, ASHLEY	SR SIENA HEIG	48.33m 158' 7"	47.98	FOUL	48.33			
Flight 3 of 3									
1	KELLY, RAVEN	SR ST. FRANCIS	61.33m 201' 2 ³ / ₄	58.20	60.80	FOUL	58.10	58.38	61.33
2	MEYER, SYDNEY	SR CONCORDIA	53.36m 175' 1"	53.36	50.78	FOUL	51.81	FOUL	51.77
3	SCRIVNER, MADELYN	JR WILLIAM WO	52.44m 172' 0 ³ / ₄	50.56	FOUL	50.67	51.35	52.44	51.89
4	SVOBODA, KATRICIA	SR CONCORDIA	49.03m 160' 10 ¹ / ₂	47.77	49.03	FOUL			
5	O'NEILL, RACHEL	SO SIENA HEIG	48.47m 159' 0 ¹ / ₂	FOUL	48.47	FOUL			
6	JORDAHL, BRIANNA	SO TAYLOR	48.29m 158' 5 ¹ / ₂	FOUL	48.29	46.96			
7	RINEHART, JEZRI	SO OLIVET NAZ	46.75m 153' 4 ³ / ₄	FOUL	46.55	46.75			
8	NELLIS, MELANIE	SR BETHEL (IND)	43.49m 142' 8 ¹ / ₂	FOUL	FOUL	43.49			
9	COUTURE, EMILY	SO SIENA HEIG	42.42m 139' 2 ¹ / ₄	41.28	42.42	41.21			
	LYON, KELBIE	SO HASTINGS	FOUL	FOUL	FOUL				

#39 Women's Javelin

W World	72.28m	Barbora Spotakova	CZE	9/13/2008	Stuttgart, GER
A American	66.67m	Kara Winger	Asics	6/25/2010	Des Moines, IA
N NAIA Championship	56.09m	Liz Gleadle	British Columbia, BC	2010	Marion, IN
C College Outdoor	62.19m	Maggie Malone	Texas A&M	6/9/2016	Eugene, OR

3:00 PM (Day 1):

Pl	Name	Yr Team	Mark	Rnd 1	Rnd 2	Rnd 3	Rnd 4	Rnd 5	Rnd 6	F(Pl)	Pts
1	GEISLER, SERI	SO VALLEY CIT	52.68m 172' 10 ¹ / ₄	46.90	48.56	FOUL	52.68	49.29	48.43	1(1)	10
2	DELL, BAILEY	JR NORTHWES	48.76m 160' 0"	47.61	47.27	45.58	48.76	45.82	FOUL	1(2)	8
3	BRADLEY, KYLIE	SR OLIVET NAZ	45.64m 149' 9"	44.03	45.28	43.14	45.64	44.94	44.55	3(1)	6
4	MCDUGALD, KENDYL	JR MIDAMERIC	45.14m 148' 1 ¹ / ₂	41.63	40.21	FOUL	45.14	FOUL	40.73	2(1)	5
5	SVOBODA, KATRICIA	SR CONCORDIA	42.97m 141' 0"	40.26	42.97	FOUL	FOUL	40.57	41.59	3(2)	4
6	NELSON, MADELEINE	SR NORTHWES	42.76m 140' 3 ³ / ₄	42.76	42.49	FOUL	41.24	FOUL	40.41	1(3)	3
7	GOKIE, KYLIE	SR DOANE	41.65m 136' 8"	41.65	40.11	FOUL	40.27	40.27	40.79	2(2)	2
8	THOMSEN, MAITLYN	SO DOANE	41.15m 135' 0 ¹ / ₄	34.33	FOUL	40.74	FOUL	41.15	41.15	2(3)	1
9	MILLER, ANNA	SO NORTHWES	40.69m 133' 6 ¹ / ₄	FOUL	34.10	40.59	40.69	FOUL	39.97	3(3)	
10	EICKHOFF, JASMINE	SO CONCORDIA	40.59m 133' 2 ¹ / ₄	FOUL	38.11	40.59	39.94	FOUL	FOUL	2(4)	
11	COSBY, SHANA	FR GREAT FALL	39.72m 130' 4"	33.52	39.72	FOUL				3(4)	
12	SCHMIDT, CRYSTAL	SR CARROLL	39.67m 130' 2"	39.15	FOUL	39.67				3(5)	
13	KNEIFL, KATI	SO MORNINGSI	39.63m 130' 0 ¹ / ₂	38.66	FOUL	39.63				1(4)	
14	RUSSELL, PEYTON	SR WALDORF	39.51m 129' 7 ³ / ₄	39.51	FOUL	FOUL				1(5)	
15	ORNELAS, SELENA	JR SOUTHWES	38.67m 126' 10 ³ / ₄	35.37	33.64	38.67				2(5)	
16	ZOLLMAN, KARIANNE	SO EASTERN O	37.12m 121' 9 ³ / ₄	36.97	32.76	37.12				3(6)	
17	GARDNER, JESSICA	FR KANSAS WE	36.92m 121' 1 ³ / ₄	34.93	FOUL	36.92				1(6)	
18	CASE, SAVANAH	SR MIDAMERIC	36.47m 119' 8"	36.47	FOUL	FOUL				1(7)	
19	MEYER, SYDNEY	SR CONCORDIA	35.68m 117' 1"	FOUL	35.50	35.68				1(8)	
20	HARMAN, BRIANNA	SO CAMPBELLS	35.64m 116' 11 ¹ / ₂	FOUL	31.67	35.64				3(7)	

NAIA OUTDOOR TRACK & FIELD CHAMPIONSHIPS 2017

Gulf Shores, AL
 Mickey Miller Blackwell Stadium
 Weather: Sunny & Clear, Th- 80, Fr- 83, Sa- 84
 Host: Gulf Shores Sports Commission
 5/25/2017 - 5/27/2017

MEET OFFICIALS

Meet Director:
 Houston Young
 Meet Referee:
 Lawhorn/Thurber/ Mitchell
 Timing:
 www.cfpitiming.com



OFFICIAL MEET REPORT
 printed: 7/28/2017 2:59 PM

RESULTS

#39 Women's Javelin (cont'd)

3:00 PM (Day 1):

Pl Name	Yr Team	Mark	Rnd 1	Rnd 2	Rnd 3	Rnd 4	Rnd 5	Rnd 6	F (Pl)	Pts
21 YANCEY, LAURA	SO OTTAWA	35.49m 116' 5 1/2"	34.54	FOUL	35.49					2(6)
22 WELLS, TAYLOR	SR GRAND VIE	34.43m 112' 11 3/4"	31.20	FOUL	34.43					2(7)
23 KLEIN, KEITON	FR CARROLL	31.98m 104' 11 1/4"	FOUL	30.99	31.98					3(8)
JONES, KAREN	SO MARIAN (IND)	DNS								2
BAILEY, KATHERINE	JR FRIENDS	FOUL	FOUL	FOUL	PASS					3

FLIGHT RESULTS

Pl Name	Yr Team	Mark	Rnd 1	Rnd 2	Rnd 3	Rnd 4	Rnd 5	Rnd 6	
Flight 1 of 3									
1 GEISLER, SERI	SO VALLEY CIT	52.68m 172' 10 1/4"	46.90	48.56	FOUL	52.68	49.29	48.43	
2 DELL, BAILEY	JR NORTHWES	48.76m 160' 0"	47.61	47.27	45.58	48.76	45.82	FOUL	
3 NELSON, MADELEINE	SR NORTHWES	42.76m 140' 3 3/4"	42.76	42.49	FOUL	41.24	FOUL	40.41	
4 KNEIFL, KATI	SO MORNINGSI	39.63m 130' 0 1/2"	38.66	FOUL	39.63				
5 RUSSELL, PEYTON	SR WALDORF	39.51m 129' 7 3/4"	39.51	FOUL	FOUL				
6 GARDNER, JESSICA	FR KANSAS WE	36.92m 121' 1 3/4"	34.93	FOUL	36.92				
7 CASE, SAVANAH	SR MIDAMERIC	36.47m 119' 8"	36.47	FOUL	FOUL				
8 MEYER, SYDNEY	SR CONCORDIA	35.68m 117' 1"	FOUL	35.50	35.68				
Flight 2 of 3									
1 MCDUGALD, KENDYL	JR MIDAMERIC	45.14m 148' 1 1/2"	41.63	40.21	FOUL	45.14	FOUL	40.73	
2 GOKIE, KYLIE	SR DOANE	41.65m 136' 8"	41.65	40.11	FOUL	40.27	40.27	40.79	
3 THOMSEN, MAITLYN	SO DOANE	41.15m 135' 0 1/4"	34.33	FOUL	40.74	FOUL	41.15	41.15	
4 EICKHOFF, JASMINE	SO CONCORDIA	40.59m 133' 2 1/4"	FOUL	38.11	40.59	39.94	FOUL	FOUL	
5 ORNELAS, SELENA	JR SOUTHWES	38.67m 126' 10 3/4"	35.37	33.64	38.67				
6 YANCEY, LAURA	SO OTTAWA	35.49m 116' 5 1/2"	34.54	FOUL	35.49				
7 WELLS, TAYLOR	SR GRAND VIE	34.43m 112' 11 3/4"	31.20	FOUL	34.43				
JONES, KAREN	SO MARIAN (IND)	DNS							
Flight 3 of 3									
1 BRADLEY, KYLIE	SR OLIVET NAZ	45.64m 149' 9"	44.03	45.28	43.14	45.64	44.94	44.55	
2 SVOBODA, KATRICIA	SR CONCORDIA	42.97m 141' 0"	40.26	42.97	FOUL	FOUL	40.57	41.59	
3 MILLER, ANNA	SO NORTHWES	40.69m 133' 6 1/4"	FOUL	34.10	40.59	40.69	FOUL	39.97	
4 COSBY, SHANA	FR GREAT FALL	39.72m 130' 4"	33.52	39.72	FOUL				
5 SCHMIDT, CRYSTAL	SR CARROLL	39.67m 130' 2"	39.15	FOUL	39.67				
6 ZOLLMAN, KARIANNE	SO EASTERN O	37.12m 121' 9 3/4"	36.97	32.76	37.12				
7 HARMAN, BRIANNA	SO CAMPBELLS	35.64m 116' 11 1/2"	FOUL	31.67	35.64				
8 KLEIN, KEITON	FR CARROLL	31.98m 104' 11 1/4"	FOUL	30.99	31.98				
BAILEY, KATHERINE	JR FRIENDS	FOUL	FOUL	FOUL	PASS				

#41 Women's Outdoor Heptathlon

Pl Name	Points	100H	High Jump	Shot Put	200	Long Jump	Javelin	800
1 COLLIER, BECKY	5178	15.09	1.76m	10.28m	26.48	5.56m	35.69m	2:20.67
WESTMONT		(+0.4)	5' 9 1/4"	33' 9"	(-0.1)	18' 3" (+2.9)	117' 1 1/2"	
Team Points: 10		830	928	548	756	717	585	814
2 HOUSTON, ANNA	4861	15.20	1.67m	11.91m	26.89	5.06m	40.64m	2:37.98
WILLIAM WOODS		(+0.8)	5' 5 3/4"	39' 1 1/4"	(-0.1)	16' 7 1/4" (+2.9)	133' 4 1/4"	
Team Points: 8		815	818	655	721	576	680	596

NAIA OUTDOOR TRACK & FIELD CHAMPIONSHIPS 2017

Gulf Shores, AL

Mickey Miller Blackwell Stadium

Weather: Sunny & Clear, Th- 80, Fr- 83, Sa- 84

Host: Gulf Shores Sports Commission

5/25/2017 - 5/27/2017

MEET OFFICIALS

Meet Director:


Houston Young

Meet Referee:

Lawhorn/Thurber/ Mitchell

Timing:

www.cfpitiming.com



OFFICIAL MEET REPORT

printed: 7/28/2017 2:59 PM

RESULTS

#41 Women's Outdoor Heptathlon (cont'd)

Pl	Name	Points	100H	High Jump	Shot Put	200	Long Jump	Javelin	800
3	VAN HARN, MEGA WILLIAM WOODS	4813	15.20 (+0.5)	1.49m 4' 10 1/2"	11.49m 37' 8 3/4"	26.17 (-0.1)	5.06m 16' 7 1/4 (+1.8)	34.75m 114' 0 1/2"	2:19.06
	Team Points: 6		815	610	627	782	576	567	836
4	RICHMOND, JENN WILLIAM JESSUP	4642	15.36 (-2.0)	1.49m 4' 10 1/2"	11.20m 36' 9 1/4"	26.44 (-0.1)	4.55m 14' 11 1/4 (+1.9)	40.61m 133' 3"	2:25.52
	Team Points: 5		795	610	608	759	441	679	750
5	ISAACS, TYANN FRIENDS	4640	15.67 (-2.0)	1.52m 4' 11 3/4"	11.57m 37' 11 3/4"	26.51 (-0.1)	4.82m 15' 9 3/4 (+2.3)	40.10m 131' 7"	2:31.44
	Team Points: 4		755	644	633	753	511	669	675
6	SCHAFFER, EMMA DAVENPORT	4611	15.31 (+0.4)	1.58m 5' 2 1/4"	11.89m 39' 0 1/2"	27.10 (-0.1)	4.98m 16' 4 1/4 (+3.6)	30.48m 100' 0 1/4"	2:29.47
	Team Points: 3		801	712	654	704	554	486	700
7	BANKS, LEAH LOYOLA-NEW ORL	4534	15.13 (+0.8)	1.46m 4' 9 1/2"	8.84m 29' 0 1/4"	26.14 (-0.1)	5.55m 18' 2 1/2 (+2.8)	27.79m 91' 2 1/4"	2:26.08
	Team Points: 2		825	577	454	785	715	435	743
8	ARELLANO, KAIAN JAMESTOWN	4506	14.89 (+0.5)	1.67m 5' 5 3/4"	9.76m 32' 0 1/2"	26.56 (-0.1)	4.64m 15' 2 3/4 (+3.0)	25.10m 82' 4 1/2"	2:27.78
	Team Points: 1		856	818	514	749	464	384	721
9	PETTY, TYANNA RIO GRANDE	4504	15.58 (+0.5)	1.52m 4' 11 3/4"	9.72m 31' 11"	25.73 (-0.1)	4.66m 15' 3 1/2 (+2.0)	27.32m 89' 7 3/4"	2:16.94
			767	644	511	821	469	426	866
10	SUPERIOR, TAYLO USC-BEAUFORT	4492	15.19 (-2.0)	1.58m 5' 2 1/4"	9.28m 30' 5 1/2"	26.28 (-0.1)	5.19m 17' 0 1/2 (+1.7)	22.86m 75' 0 1/4"	2:25.21
			817	712	482	773	612	342	754
11	SCHMIDT, CRYSTA CARROLL	4450	16.50 (+0.5)	1.61m 5' 3 1/4"	12.02m 39' 5 1/2"	28.14 (-0.1)	4.92m 16' 1 3/4 (+3.2)	43.27m 141' 11 3/4"	2:46.66
			654	747	662	620	538	730	499
12	VON ESSEN, AMBE OREGON TECH	4426	16.21 (-2.0)	1.46m 4' 9 1/2"	9.59m 31' 5 3/4"	25.59 (-0.1)	5.13m 16' 10" (+3.2)	28.55m 93' 8 1/4"	2:23.27
			689	577	503	833	595	449	780
13	FAIMON, APRIL HASTINGS	4233	15.34 (+0.4)	1.46m 4' 9 1/2"	11.85m 38' 10 3/4"	26.36 (-0.1)	4.87m 15' 11 3/4 (+3.4)	28.48m 93' 5 1/2"	2:49.43
			797	577	651	766	524	448	470
14	DODD, PAIGE EASTERN OREGO	4207	16.26 (+0.8)	1.58m 5' 2 1/4"	8.92m 29' 3 1/2"	26.79 (-0.1)	4.70m 15' 5" (+1.3)	28.36m 93' 0 3/4"	2:29.49
			683	712	459	729	479	446	699
15	MORRISON, SAMA DAVENPORT	4206	15.42 (+0.8)	1.58m 5' 2 1/4"	9.51m 31' 2 3/4"	26.78 (-0.1)	4.64m 15' 2 3/4 (+1.0)	26.04m 85' 5 1/2"	2:36.49
			787	712	497	730	464	402	614
16	LACOCK, BETHAN CARROLL	4022	15.55 (+0.4)	1.55m 5' 1"	9.83m 32' 3 1/4"	26.29 (-0.1)	5.23m 17' 2" (+2.1)	NM	2:32.58
			770	678	518	772	623		661

NAIA OUTDOOR TRACK & FIELD CHAMPIONSHIPS 2017

Gulf Shores, AL

Mickey Miller Blackwell Stadium

Weather: Sunny & Clear, Th- 80, Fr- 83, Sa- 84

Host: Gulf Shores Sports Commission

5/25/2017 - 5/27/2017

MEET OFFICIALS**Meet Director:**


Houston Young

Meet Referee:

Lawhorn/Thurber/ Mitchell

Timing:

www.cfpitiming.com

**OFFICIAL MEET REPORT**

printed: 7/28/2017 2:59 PM

RESULTS**#41-1 Women's Outdoor Heptathlon 100m Hurdles**

W	World	12.20	Keni Harrison	USA	7/22/2016	London, ENG
A	American	12.26	Brianna Rollins	Clemson	6/22/2013	Des Moines, IA
N	NAIA Championship	13.28	Crystal Bardsge	Embry-Riddle FL	2012	Marion, IN
C	College Outdoor	12.39	Brianna Rollins	Clemson	6/8/2013	Eugene, OR

10:30 AM (Day 1):

Pl	Name	Yr	Team	Time	Note	H(Pl)	Pts
1	ARELLANO, KAIANN	JR	JAMESTOWN	14.89		(+0.5) 4(1)	856
2	COLLIER, BECKY	SR	WESTMONT	15.09		(+0.4) 1(1)	830
3	BANKS, LEAH	SO	LOYOLA-NEW ORL	15.13		(+0.8) 3(1)	825
4	SUPERIOR, TAYLOR	JR	USC-BEAUFORT	15.19		(-2.0) 2(1)	817
5	HOUSTON, ANNA	SO	WILLIAM WOODS	15.20	15.195	(+0.8) 3(2)	815
6	VAN HARN, MEGAN	FR	WILLIAM WOODS	15.20	15.199	(+0.5) 4(2)	815
7	SCHAFFER, EMMA	FR	DAVENPORT	15.31		(+0.4) 1(2)	801
8	FAIMON, APRIL	SR	HASTINGS	15.34		(+0.4) 1(3)	797
9	RICHMOND, JENNAH	SR	WILLIAM JESSUP	15.36		(-2.0) 2(2)	795
10	MORRISON, SAMANTHA	FR	DAVENPORT	15.42		(+0.8) 3(3)	787
11	LACOCK, BETHANY	JR	CARROLL	15.55		(+0.4) 1(4)	770
12	PETTY, TYANNA	JR	RIO GRANDE	15.58		(+0.5) 4(3)	767
13	ISAACS, TYANN	JR	FRIENDS	15.67		(-2.0) 2(3)	755
14	VON ESSEN, AMBER	SO	OREGON TECH	16.21		(-2.0) 2(4)	689
15	DODD, PAIGE	SO	EASTERN OREGO	16.26		(+0.8) 3(4)	683
16	SCHMIDT, CRYSTAL	SR	CARROLL	16.50		(+0.5) 4(4)	654

SECTION RESULTS

Pl	Name	Yr	Team	Time	Note	Pts
Section 1 of 4				Wind: (+0.4)		
1	COLLIER, BECKY	SR	WESTMONT	15.09		830
2	SCHAFFER, EMMA	FR	DAVENPORT	15.31		801
3	FAIMON, APRIL	SR	HASTINGS	15.34		797
4	LACOCK, BETHANY	JR	CARROLL	15.55		770
Section 2 of 4				Wind: (-2.0)		
1	SUPERIOR, TAYLOR	JR	USC-BEAUFORT	15.19		817
2	RICHMOND, JENNAH	SR	WILLIAM JESSUP	15.36		795
3	ISAACS, TYANN	JR	FRIENDS	15.67		755
4	VON ESSEN, AMBER	SO	OREGON TECH	16.21		689
Section 3 of 4				Wind: (+0.8)		
1	BANKS, LEAH	SO	LOYOLA-NEW ORL	15.13		825
2	HOUSTON, ANNA	SO	WILLIAM WOODS	15.20	15.195	815
3	MORRISON, SAMANTHA	FR	DAVENPORT	15.42		787
4	DODD, PAIGE	SO	EASTERN OREGO	16.26		683
Section 4 of 4				Wind: (+0.5)		
1	ARELLANO, KAIANN	JR	JAMESTOWN	14.89		856
2	VAN HARN, MEGAN	FR	WILLIAM WOODS	15.20	15.199	815
3	PETTY, TYANNA	JR	RIO GRANDE	15.58		767
4	SCHMIDT, CRYSTAL	SR	CARROLL	16.50		654

NAIA OUTDOOR TRACK & FIELD CHAMPIONSHIPS 2017

Gulf Shores, AL

Mickey Miller Blackwell Stadium

Weather: Sunny & Clear, Th- 80, Fr- 83, Sa- 84

Host: Gulf Shores Sports Commission

5/25/2017 - 5/27/2017

MEET OFFICIALS

Meet Director:


Houston Young

Meet Referee:

Lawhorn/Thurber/ Mitchell

Timing:

www.cfpitiming.com



OFFICIAL MEET REPORT

printed: 7/28/2017 2:59 PM

RESULTS

Women's Outdoor Heptathlon After 1 Events

Pl	Athlete	Yr	Team	Points
1	ARELLANO, KAIAN	JR	JAMESTOWN	856
2	COLLIER, BECKY	SR	WESTMONT	830
3	BANKS, LEAH	SO	LOYOLA-NEW ORL	825
4	SUPERIOR, TAYLO	JR	USC-BEAUFORT	817
5	HOUSTON, ANNA	SO	WILLIAM WOODS	815
5	VAN HARN, MEGA	FR	WILLIAM WOODS	815
7	SCHAFFER, EMMA	FR	DAVENPORT	801
8	FAIMON, APRIL	SR	HASTINGS	797
9	RICHMOND, JENN	SR	WILLIAM JESSUP	795
10	MORRISON, SAMA	FR	DAVENPORT	787
11	LACOCK, BETHAN	JR	CARROLL	770
12	PETTY, TYANNA	JR	RIO GRANDE	767
13	ISAACS, TYANN	JR	FRIENDS	755
14	VON ESSEN, AMBE	SO	OREGON TECH	689
15	DODD, PAIGE	SO	EASTERN OREGON	683
16	SCHMIDT, CRYSTA	SR	CARROLL	654

#41-2 Women's Outdoor Heptathlon High Jump

W	World	2.09m	Stefka Kostadinova	BUL	8/30/1987	Rome, ITA
A	American	2.05m	Chaunte Lowe	Nike	6/26/2010	Des Moines, IA
N	NAIA Championship	1.89m	Latrese Johnson	Azusa Pacific, CA	1991	Stephenville, TX
C	College Outdoor	1.99m	Brigetta Barrett	Arizona	5/11/2013	Los Angeles, CA

11:05 AM (Day 1):


Pl	Name	Yr	Team	Mark	1.52	1.55	1.58	1.61	1.64	1.67	1.70	1.73	1.76	1.79	Pts
1	COLLIER, BECKY	SR	WESTMONT	1.76m 5' 9 ¹ / ₄	P	P	O	P	O	XO	O	XXO	XO	XXX	928
2	HOUSTON, ANNA	SO	WILLIAM WO	1.67m 5' 5 ³ / ₄	XO	XO	O	XXO	XXO	XO	XXX				818
3	ARELLANO, KAIANN	JR	JAMESTOW	1.67m 5' 5 ³ / ₄	XXO	XO	O	O	XO	XXO	XXX				818
4	SCHMIDT, CRYSTAL	SR	CARROLL	1.61m 5' 3 ¹ / ₄	P	XO	O	O	XXX						747
5	SUPERIOR, TAYLOR	JR	USC-BEAUF	1.58m 5' 2 ¹ / ₄	O	P	O	P	XXX						712
6	SCHAFFER, EMMA	FR	DAVENPORT	1.58m 5' 2 ¹ / ₄	XO	XXO	O	XXX							712
7	DODD, PAIGE	SO	EASTERN O	1.58m 5' 2 ¹ / ₄	O	XO	XO	XXX							712
8	MORRISON, SAMANTHA	FR	DAVENPORT	1.58m 5' 2 ¹ / ₄	P	XO	XO	XXX							712
9	LACOCK, BETHANY	JR	CARROLL	1.55m 5' 1"	XXO	XXO	XXX								678
10	PETTY, TYANNA	JR	RIO GRAND	1.52m 4' 11 ³ / ₄	XXO	XXX									644
10	ISAACS, TYANN	JR	FRIENDS	1.52m 4' 11 ³ / ₄	XXO	XXX									644
12	RICHMOND, JENNAH	SR	WILLIAM JES	1.49m 4' 10 ¹ / ₂	XXX										610
13	VAN HARN, MEGAN	FR	WILLIAM WO	1.49m 4' 10 ¹ / ₂	XXX										610
Pl	Name	Yr	Team	Mark	1.34	1.37	1.40	1.43	1.46	1.49	Pts				
2	HOUSTON, ANNA	SO	WILLIAM WO	(cont'd)	P	P	P	P	O	O	818				
5	SUPERIOR, TAYLOR	JR	USC-BEAUF	(cont'd)	P	P	P	P	O	P	712				
6	SCHAFFER, EMMA	FR	DAVENPORT	(cont'd)	O	P	O	P	O	O	712				
7	DODD, PAIGE	SO	EASTERN O	(cont'd)	P	P	P	P	P	O	712				
8	MORRISON, SAMANTHA	FR	DAVENPORT	(cont'd)	P	P	O	P	O	XO	712				
9	LACOCK, BETHANY	JR	CARROLL	(cont'd)	P	P	P	P	O	XO	678				
10	ISAACS, TYANN	JR	FRIENDS	(cont'd)	P	O	O	O	O	O	644				
12	RICHMOND, JENNAH	SR	WILLIAM JES	1.49m 4' 10 ¹ / ₂	P	O	O	O	O	O	610				

NAIA OUTDOOR TRACK & FIELD CHAMPIONSHIPS 2017

Gulf Shores, AL
 Mickey Miller Blackwell Stadium
 Weather: Sunny & Clear, Th- 80, Fr- 83, Sa- 84
 Host: Gulf Shores Sports Commission
 5/25/2017 - 5/27/2017

MEET OFFICIALS

Meet Director:
 Houston Young
Meet Referee:
 Lawhorn/Thurber/ Mitchell
Timing:
 www.cfpitiming.com



OFFICIAL MEET REPORT
 printed: 7/28/2017 2:59 PM

RESULTS

#41-2 Women's Outdoor Heptathlon High Jump (cont'd)

Pl	Athlete	Yr	Team	Height	1st	2nd	3rd	4th	5th	6th	7th	8th	9th	10th	Points
13	VAN HARN, MEGAN	FR	WILLIAM WO	1.49m 4' 10 ¹ / ₂	O	O	XO	XXO	O	XXO					610
14	FAIMON, APRIL	SR	HASTINGS	1.46m 4' 9 ¹ / ₂	P	O	O	O	XO	XXX					577
15	VON ESSEN, AMBER	SO	OREGON TE	1.46m 4' 9 ¹ / ₂	XO	XO	O	XXO	XO	XXX					577
16	BANKS, LEAH	SO	LOYOLA-NE	1.46m 4' 9 ¹ / ₂	P	O	O	O	XXO	XXX					577

Women's Outdoor Heptathlon After 2 Events

Pl	Athlete	Yr	Team	Points
1	COLLIER, BECKY	SR	WESTMONT	1758
2	ARELLANO, KAIAN	JR	JAMESTOWN	1674
3	HOUSTON, ANNA	SO	WILLIAM WOODS	1633
4	SUPERIOR, TAYLO	JR	USC-BEAUFORT	1529
5	SCHAFFER, EMMA	FR	DAVENPORT	1513
6	MORRISON, SAMA	FR	DAVENPORT	1499
7	LACOCK, BETHAN	JR	CARROLL	1448
8	VAN HARN, MEGA	FR	WILLIAM WOODS	1425
9	PETTY, TYANNA	JR	RIO GRANDE	1411
10	RICHMOND, JENN	SR	WILLIAM JESSUP	1405
11	BANKS, LEAH	SO	LOYOLA-NEW ORL	1402
12	SCHMIDT, CRYSTA	SR	CARROLL	1401
13	ISAACS, TYANN	JR	FRIENDS	1399
14	DODD, PAIGE	SO	EASTERN OREGON	1395
15	FAIMON, APRIL	SR	HASTINGS	1374
16	VON ESSEN, AMBE	SO	OREGON TECH	1266

#41-3 Women's Outdoor Heptathlon Shot Put

World	22.63m	Natalya Lisovskaya	URS	6/7/1987	Moscow, RUS
A American	20.24m	Michelle Carter	Nike	6/22/2013	Des Moines, IA
N NAIA Championship	18.17m	Vivian Chukwuemeka	Azusa Pacific, CA	2002	Olathe, KS
C College Outdoor	19.35m	Raven Saunders	Mississippi	8/12/2016	Rio de Janeiro,

12:05 PM (Day 1):

Pl	Name	Yr	Team	Mark	Rnd 1	Rnd 2	Rnd 3	Rnd 4	Rnd 5	Rnd 6	Pts
1	SCHMIDT, CRYSTAL	SR	CARROLL	12.02m 39' 5 ¹ / ₂	12.02	11.18	11.75				662
2	HOUSTON, ANNA	SO	WILLIAM WO	11.91m 39' 1 ¹ / ₄	10.83	10.68	11.91				655
3	SCHAFFER, EMMA	FR	DAVENPORT	11.89m 39' 0 ¹ / ₂	11.43	11.89	11.77				654
4	FAIMON, APRIL	SR	HASTINGS	11.85m 38' 10 ³ / ₄	11.11	FOUL	11.85				651
5	ISAACS, TYANN	JR	FRIENDS	11.57m 37' 11 ³ / ₄	10.14	11.57	11.28				633
6	VAN HARN, MEGAN	FR	WILLIAM WO	11.49m 37' 8 ³ / ₄	11.49	FOUL	10.76				627
7	RICHMOND, JENNAH	SR	WILLIAM JES	11.20m 36' 9 ¹ / ₄	10.65	11.01	11.20				608
8	COLLIER, BECKY	SR	WESTMONT	10.28m 33' 9"	10.08	10.28	9.93				548
9	LACOCK, BETHANY	JR	CARROLL	9.83m 32' 3 ¹ / ₄	9.83	9.54	9.07				518
10	ARELLANO, KAIANN	JR	JAMESTOW	9.76m 32' 0 ¹ / ₂	9.76	9.58	8.70				514
11	PETTY, TYANNA	JR	RIO GRAND	9.72m 31' 11"	9.45	9.72	9.68				511
12	VON ESSEN, AMBER	SO	OREGON TE	9.59m 31' 5 ³ / ₄	9.59	8.51	8.51				503
13	MORRISON, SAMANTHA	FR	DAVENPORT	9.51m 31' 2 ³ / ₄	8.71	9.51	8.92				497
14	SUPERIOR, TAYLOR	JR	USC-BEAUF	9.28m 30' 5 ¹ / ₂	9.28	8.81	8.62				482
15	DODD, PAIGE	SO	EASTERN O	8.92m 29' 3 ¹ / ₂	8.92	8.67	8.79				459
16	BANKS, LEAH	SO	LOYOLA-NE	8.84m 29' 0 ¹ / ₄	8.84	8.83	8.82				454

NAIA OUTDOOR TRACK & FIELD CHAMPIONSHIPS 2017

Gulf Shores, AL

Mickey Miller Blackwell Stadium

Weather: Sunny & Clear, Th- 80, Fr- 83, Sa- 84

Host: Gulf Shores Sports Commission

5/25/2017 - 5/27/2017

MEET OFFICIALS**Meet Director:**


Houston Young

Meet Referee:

Lawhorn/Thurber/ Mitchell

Timing:

www.cfpitiming.com

**OFFICIAL MEET REPORT**

printed: 7/28/2017 2:59 PM

RESULTS**Women's Outdoor Heptathlon After 3 Events**

Pl	Athlete	Yr	Team	Points
1	COLLIER, BECKY	SR	WESTMONT	2306
2	HOUSTON, ANNA	SO	WILLIAM WOODS	2288
3	ARELLANO, KAIAN	JR	JAMESTOWN	2188
4	SCHAFFER, EMMA	FR	DAVENPORT	2167
5	SCHMIDT, CRYSTA	SR	CARROLL	2063
6	VAN HARN, MEGA	FR	WILLIAM WOODS	2052
7	ISAACS, TYANN	JR	FRIENDS	2032
8	FAIMON, APRIL	SR	HASTINGS	2025
9	RICHMOND, JENN	SR	WILLIAM JESSUP	2013
10	SUPERIOR, TAYLO	JR	USC-BEAUFORT	2011
11	MORRISON, SAMA	FR	DAVENPORT	1996
12	LACOCK, BETHAN	JR	CARROLL	1966
13	PETTY, TYANNA	JR	RIO GRANDE	1922
14	BANKS, LEAH	SO	LOYOLA-NEW ORL	1856
15	DODD, PAIGE	SO	EASTERN OREGON	1854
16	VON ESSEN, AMBE	SO	OREGON TECH	1769

#41-4 Women's Outdoor Heptathlon 200 Meters

W	World	21.34	Florence Griffith-Joyner	USA	9/29/1988	Seoul, KOR
A	American	21.34	Florence Griffith Joyner	World Class AC	9/29/1988	Seoul, KOR
N	NAIA Championship	23.10	Sevethedn Fynes	Southern- New Orleans		
C	College Outdoor	22.04	Dawn Sowell	L.S.U.	6/2/1989	Provo, UT

1:00 PM (Day 1):

Pl	Name	Yr	Team	Time	Note	H(Pl)	Pts
1	VON ESSEN, AMBER		SO OREGON TECH	25.59	(-0.1)	1(1)	833
2	PETTY, TYANNA		JR RIO GRANDE	25.73	(-0.1)	2(1)	821
3	BANKS, LEAH		SO LOYOLA-NEW ORL	26.14	(-0.1)	2(2)	785
4	VAN HARN, MEGAN		FR WILLIAM WOODS	26.17	(-0.1)	1(2)	782
5	SUPERIOR, TAYLOR		JR USC-BEAUFORT	26.28	(-0.1)	2(3)	773
6	LACOCK, BETHANY		JR CARROLL	26.29	(-0.1)	1(3)	772
7	FAIMON, APRIL		SR HASTINGS	26.36	(-0.1)	1(4)	766
8	RICHMOND, JENNAH		SR WILLIAM JESSUP	26.44	(-0.1)	2(4)	759
9	COLLIER, BECKY		SR WESTMONT	26.48	(-0.1)	2(5)	756
10	ISAACS, TYANN		JR FRIENDS	26.51	(-0.1)	1(5)	753
11	ARELLANO, KAIANN		JR JAMESTOWN	26.56	(-0.1)	1(6)	749
12	MORRISON, SAMANTHA		FR DAVENPORT	26.78	(-0.1)	1(7)	730
13	DODD, PAIGE		SO EASTERN OREGO	26.79	(-0.1)	2(6)	729
14	HOUSTON, ANNA		SO WILLIAM WOODS	26.89	(-0.1)	2(7)	721
15	SCHAFFER, EMMA		FR DAVENPORT	27.10	(-0.1)	1(8)	704
16	SCHMIDT, CRYSTAL		SR CARROLL	28.14	(-0.1)	2(8)	620

SECTION RESULTS

Pl	Name	Yr	Team	Time	Note	Pts
Section 1 of 2						
Wind: (-0.1)						
1	VON ESSEN, AMBER		SO OREGON TECH	25.59		833
2	VAN HARN, MEGAN		FR WILLIAM WOODS	26.17		782
3	LACOCK, BETHANY		JR CARROLL	26.29		772

NAIA OUTDOOR TRACK & FIELD CHAMPIONSHIPS 2017

Gulf Shores, AL

Mickey Miller Blackwell Stadium

Weather: Sunny & Clear, Th- 80, Fr- 83, Sa- 84

Host: Gulf Shores Sports Commission

5/25/2017 - 5/27/2017

MEET OFFICIALS

Meet Director:


Houston Young

Meet Referee:

Lawhorn/Thurber/ Mitchell

Timing:

www.cfpitiming.com



OFFICIAL MEET REPORT

printed: 7/28/2017 2:59 PM

RESULTS

#41-4 Women's Outdoor Heptathlon 200 Meters (cont'd)

Pl	Name	Yr	Team	Time	Note	Pts
4	FAIMON, APRIL	SR	HASTINGS	26.36		766
5	ISAACS, TYANN	JR	FRIENDS	26.51		753
6	ARELLANO, KAIANN	JR	JAMESTOWN	26.56		749
7	MORRISON, SAMANTHA	FR	DAVENPORT	26.78		730
8	SCHAFFER, EMMA	FR	DAVENPORT	27.10		704

Section 2 of 2

Wind: (-0.1)

1	PETTY, TYANNA	JR	RIO GRANDE	25.73		821
2	BANKS, LEAH	SO	LOYOLA-NEW ORL	26.14		785
3	SUPERIOR, TAYLOR	JR	USC-BEAUFORT	26.28		773
4	RICHMOND, JENNAH	SR	WILLIAM JESSUP	26.44		759
5	COLLIER, BECKY	SR	WESTMONT	26.48		756
6	DODD, PAIGE	SO	EASTERN OREGO	26.79		729
7	HOUSTON, ANNA	SO	WILLIAM WOODS	26.89		721
8	SCHMIDT, CRYSTAL	SR	CARROLL	28.14		620

Women's Outdoor Heptathlon After 4 Events

Pl	Athlete	Yr	Team	Points
1	COLLIER, BECKY	SR	WESTMONT	3062
2	HOUSTON, ANNA	SO	WILLIAM WOODS	3009
3	ARELLANO, KAIAN	JR	JAMESTOWN	2937
4	SCHAFFER, EMMA	FR	DAVENPORT	2871
5	VAN HARN, MEGA	FR	WILLIAM WOODS	2834
6	FAIMON, APRIL	SR	HASTINGS	2791
7	ISAACS, TYANN	JR	FRIENDS	2785
8	SUPERIOR, TAYLO	JR	USC-BEAUFORT	2784
9	RICHMOND, JENN	SR	WILLIAM JESSUP	2772
10	PETTY, TYANNA	JR	RIO GRANDE	2743
11	LACOCK, BETHAN	JR	CARROLL	2738
12	MORRISON, SAMA	FR	DAVENPORT	2726
13	SCHMIDT, CRYSTA	SR	CARROLL	2683
14	BANKS, LEAH	SO	LOYOLA-NEW ORL	2641
15	VON ESSEN, AMBE	SO	OREGON TECH	2602
16	DODD, PAIGE	SO	EASTERN OREGON	2583

#41-5 Women's Outdoor Heptathlon Long Jump

W	World	7.52m	Galina Chistyakova	USSR	6/11/1988	St. Petersburg,
A	American	7.49m	Jackie Joyner-Kersey	Honda	5/22/1994	New York, NY
N	NAIA Championship	6.70m	Ruky Abdulai	Simon Fraser	2007	Fresno, CA
C	College Outdoor	6.99m	Jackie Joyner-Kersey	U.C.L.A.	5/4/1985	Westwood, CA

10:30 AM (Day 2):

Pl	Name	Yr	Team	Mark		Rnd 1	Rnd 2	Rnd 3	Rnd 4	Rnd 5	Rnd 6	Pts
1	COLLIER, BECKY	SR	WESTMONT	5.56m 18' 3"	(+2.9)	5.56 (+2.9)	5.43 (+2.1)	PASS				717
2	BANKS, LEAH	SO	LOYOLA-NE	5.55m 18' 2½"	(+2.8)	FOUL	5.55 (+2.8)	5.39 (+1.8)				715
3	LACOCK, BETHANY	JR	CARROLL	5.23m 17' 2"	(+2.1)	5.22 (+3.0)	5.23 (+2.1)	5.08 (+1.8)				623
4	SUPERIOR, TAYLOR	JR	USC-BEAUF	5.19m 17' 0½"	(+1.7)	5.06 (+2.8)	4.94 (+1.8)	5.19 (+1.7)				612
5	VON ESSEN, AMBER	SO	OREGON TE	5.13m 16' 10"	(+3.2)	FOUL	5.08 (+1.0)	5.13 (+3.2)				595
6	VAN HARN, MEGAN	FR	WILLIAM WO	5.06m 16' 7¼"	(+1.8)	4.66 (+3.1)	5.06 (+1.8)	4.95 (+2.1)				576

NAIA OUTDOOR TRACK & FIELD CHAMPIONSHIPS 2017

Gulf Shores, AL

Mickey Miller Blackwell Stadium

Weather: Sunny & Clear, Th- 80, Fr- 83, Sa- 84

Host: Gulf Shores Sports Commission

5/25/2017 - 5/27/2017

MEET OFFICIALS

Meet Director:


Houston Young

Meet Referee:

Lawhorn/Thurber/ Mitchell

Timing:

www.cfpitiming.com



OFFICIAL MEET REPORT

printed: 7/28/2017 2:59 PM

RESULTS

#41-5 Women's Outdoor Heptathlon Long Jump (cont'd)

10:30 AM (Day 2):

Pl	Name	Yr	Team	Mark	Rnd 1	Rnd 2	Rnd 3	Rnd 4	Rnd 5	Rnd 6	Pts
7	HOUSTON, ANNA	SO	WILLIAM WO	5.06m 16' 7 ¹ / ₄ (+2.9)	4.86 (+3.4)	4.79 (+2.0)	5.06 (+2.9)				576
8	SCHAFER, EMMA	FR	DAVENPORT	4.98m 16' 4 ¹ / ₄ (+3.6)	4.74 (+0.1)	4.94 (+2.1)	4.98 (+3.6)				554
9	SCHMIDT, CRYSTAL	SR	CARROLL	4.92m 16' 1 ³ / ₄ (+3.2)	4.68 (+2.0)	4.92 (+3.2)	4.69 (+3.2)				538
10	FAIMON, APRIL	SR	HASTINGS	4.87m 15' 11 ³ / ₄ (+3.4)	4.87 (+3.4)	FOUL	4.54 (+4.1)				524
11	ISAACS, TYANN	JR	FRIENDS	4.82m 15' 9 ³ / ₄ (+2.3)	4.76 (+1.6)	4.82 (+2.3)	4.70 (+2.0)				511
12	DODD, PAIGE	SO	EASTERN O	4.70m 15' 5" (+1.3)	4.70 (+1.3)	4.51 (+2.6)	FOUL				479
13	PETTY, TYANNA	JR	RIO GRAND	4.66m 15' 3 ¹ / ₂ (+2.0)	4.55 (+2.6)	FOUL	4.66 (+2.0)				469
14	MORRISON, SAMANTHA	FR	DAVENPORT	4.64m 15' 2 ³ / ₄ (+1.0)	4.27 (+2.4)	4.54 (+1.5)	4.64 (+1.0)				464
15	ARELLANO, KAIANN	JR	JAMESTOW	4.64m 15' 2 ³ / ₄ (+3.0)	4.12 (+1.7)	4.64 (+3.0)	4.54 (+1.6)				464
16	RICHMOND, JENNAH	SR	WILLIAM JES	4.55m 14' 11 ¹ / ₄ (+1.9)	4.50 (+2.0)	4.14 (+2.0)	4.55 (+1.9)				441

Women's Outdoor Heptathlon After 5 Events

Pl	Athlete	Yr	Team	Points
1	COLLIER, BECKY	SR	WESTMONT	3779
2	HOUSTON, ANNA	SO	WILLIAM WOODS	3585
3	SCHAFER, EMMA	FR	DAVENPORT	3425
4	VAN HARN, MEGA	FR	WILLIAM WOODS	3410
5	ARELLANO, KAIAN	JR	JAMESTOWN	3401
6	SUPERIOR, TAYLO	JR	USC-BEAUFORT	3396
7	LACOCK, BETHAN	JR	CARROLL	3361
8	BANKS, LEAH	SO	LOYOLA-NEW ORL	3356
9	FAIMON, APRIL	SR	HASTINGS	3315
10	ISAACS, TYANN	JR	FRIENDS	3296
11	SCHMIDT, CRYSTA	SR	CARROLL	3221
12	RICHMOND, JENN	SR	WILLIAM JESSUP	3213
13	PETTY, TYANNA	JR	RIO GRANDE	3212
14	VON ESSEN, AMBE	SO	OREGON TECH	3197
15	MORRISON, SAMA	FR	DAVENPORT	3190
16	DODD, PAIGE	SO	EASTERN OREGON	3062

#41-6 Women's Outdoor Heptathlon Javelin

W	World	72.28m	Barbora Spotakova	CZE	9/13/2008	Stuttgart, GER
A	American	66.67m	Kara Winger	Asics	6/25/2010	Des Moines, IA
N	NAIA Championship	56.09m	Liz Gleadle	British Columbia, BC	2010	Marion, IN
C	College Outdoor	62.19m	Maggie Malone	Texas A&M	6/9/2016	Eugene, OR

11:35 AM (Day 2):

Pl	Name	Yr	Team	Mark	Rnd 1	Rnd 2	Rnd 3	Rnd 4	Rnd 5	Rnd 6	Pts
1	SCHMIDT, CRYSTAL	SR	CARROLL	43.27m 141' 11 ³ / ₄	43.27	36.64	38.56				730
2	HOUSTON, ANNA	SO	WILLIAM WO	40.64m 133' 4 ¹ / ₄	34.56	35.94	40.64				680
3	RICHMOND, JENNAH	SR	WILLIAM JES	40.61m 133' 3"	34.30	34.68	40.61				679
4	ISAACS, TYANN	JR	FRIENDS	40.10m 131' 7"	34.83	35.73	40.10				669
5	COLLIER, BECKY	SR	WESTMONT	35.69m 117' 1 ¹ / ₂	FOUL	FOUL	35.69				585
6	VAN HARN, MEGAN	FR	WILLIAM WO	34.75m 114' 0 ¹ / ₂	27.88	30.71	34.75				567
7	SCHAFER, EMMA	FR	DAVENPORT	30.48m 100' 0 ¹ / ₄	30.48	25.25	29.34				486
8	VON ESSEN, AMBER	SO	OREGON TE	28.55m 93' 8 ¹ / ₄	26.12	28.55	22.88				449

NAIA OUTDOOR TRACK & FIELD CHAMPIONSHIPS 2017

Gulf Shores, AL

Mickey Miller Blackwell Stadium

Weather: Sunny & Clear, Th- 80, Fr- 83, Sa- 84

Host: Gulf Shores Sports Commission

5/25/2017 - 5/27/2017

MEET OFFICIALS**Meet Director:**


Houston Young

Meet Referee:

Lawhorn/Thurber/ Mitchell

Timing:

www.cfpitiming.com

**OFFICIAL MEET REPORT**

printed: 7/28/2017 2:59 PM

RESULTS**#41-6 Women's Outdoor Heptathlon Javelin (cont'd)**

11:35 AM (Day 2):

Pl	Name	Yr	Team	Mark	Rnd 1	Rnd 2	Rnd 3	Rnd 4	Rnd 5	Rnd 6	Pts
9	FAIMON, APRIL	SR	HASTINGS	28.48m 93' 5½"	28.48	FOUL	FOUL				448
10	DODD, PAIGE	SO	EASTERN O	28.36m 93' 0¾"	27.85	28.36	FOUL				446
11	BANKS, LEAH	SO	LOYOLA-NE	27.79m 91' 2¼"	FOUL	FOUL	27.79				435
12	PETTY, TYANNA	JR	RIO GRAND	27.32m 89' 7¾"	26.94	27.32	FOUL				426
13	MORRISON, SAMANTHA	FR	DAVENPORT	26.04m 85' 5½"	26.04	24.60	FOUL				402
14	ARELLANO, KAIANN	JR	JAMESTOW	25.10m 82' 4½"	24.99	24.14	25.10				384
15	SUPERIOR, TAYLOR	JR	USC-BEAUF	22.86m 75' 0¼"	FOUL	FOUL	22.86				342
	LACOCK, BETHANY	JR	CARROLL	NM	FOUL	FOUL	FOUL				

Women's Outdoor Heptathlon After 6 Events

Pl	Athlete	Yr	Team	Points
1	COLLIER, BECKY	SR	WESTMONT	4364
2	HOUSTON, ANNA	SO	WILLIAM WOODS	4265
3	VAN HARN, MEGA	FR	WILLIAM WOODS	3977
4	ISAACS, TYANN	JR	FRIENDS	3965
5	SCHMIDT, CRYSTA	SR	CARROLL	3951
6	SCHAFFER, EMMA	FR	DAVENPORT	3911
7	RICHMOND, JENN	SR	WILLIAM JESSUP	3892
8	BANKS, LEAH	SO	LOYOLA-NEW ORL	3791
9	ARELLANO, KAIAN	JR	JAMESTOWN	3785
10	FAIMON, APRIL	SR	HASTINGS	3763
11	SUPERIOR, TAYLO	JR	USC-BEAUFORT	3738
12	VON ESSEN, AMBE	SO	OREGON TECH	3646
13	PETTY, TYANNA	JR	RIO GRANDE	3638
14	MORRISON, SAMA	FR	DAVENPORT	3592
15	DODD, PAIGE	SO	EASTERN OREGON	3508
16	LACOCK, BETHAN	JR	CARROLL	3361

#41-7 Women's Outdoor Heptathlon 800 Meters

W	World	1:53.28	Jarmila Kratochvilova	TCH	7/26/1983	Munich, GER
A	American	1:56.40	Jearl Miles Clark	Reebok	8/11/1999	Zurich, SWI
N	NAIA Championship	2:02.12	Helen Crofts	Simon Fraser, BC	2011	Marion, IN
C	College Outdoor	1:59.10	Raevyn Rogers	Oregon	4/15/2017	Torrance, CA

12:30 PM (Day 2):

Pl	Name	Yr	Team	Time	Note	Pts
1	PETTY, TYANNA	JR	RIO GRANDE	2:16.94		866
2	VAN HARN, MEGAN	FR	WILLIAM WOODS	2:19.06		836
3	COLLIER, BECKY	SR	WESTMONT	2:20.67		814
4	VON ESSEN, AMBER	SO	OREGON TECH	2:23.27		780
5	SUPERIOR, TAYLOR	JR	USC-BEAUFORT	2:25.21		754
6	RICHMOND, JENNAH	SR	WILLIAM JESSUP	2:25.52		750
7	BANKS, LEAH	SO	LOYOLA-NEW ORL	2:26.08		743
8	ARELLANO, KAIANN	JR	JAMESTOWN	2:27.78		721
9	SCHAFFER, EMMA	FR	DAVENPORT	2:29.47		700
10	DODD, PAIGE	SO	EASTERN OREGO	2:29.49		699
11	ISAACS, TYANN	JR	FRIENDS	2:31.44		675

NAIA OUTDOOR TRACK & FIELD CHAMPIONSHIPS 2017

Gulf Shores, AL

Mickey Miller Blackwell Stadium

Weather: Sunny & Clear, Th- 80, Fr- 83, Sa- 84

Host: Gulf Shores Sports Commission

5/25/2017 - 5/27/2017

MEET OFFICIALS**Meet Director:**


Houston Young

Meet Referee:

Lawhorn/Thurber/ Mitchell

Timing:

www.cfpitiming.com

**OFFICIAL MEET REPORT**

printed: 7/28/2017 2:59 PM

RESULTS**#41-7 Women's Outdoor Heptathlon 800 Meters (cont'd)**

12:30 PM (Day 2):

Pl	Name	Yr	Team	Time	Note	Pts
12	LACOCK, BETHANY	JR	CARROLL	2:32.58		661
13	MORRISON, SAMANTHA	FR	DAVENPORT	2:36.49		614
14	HOUSTON, ANNA	SO	WILLIAM WOODS	2:37.98		596
15	SCHMIDT, CRYSTAL	SR	CARROLL	2:46.66		499
16	FAIMON, APRIL	SR	HASTINGS	2:49.43		470

Women's Outdoor Heptathlon After 7 Events

Pl	Athlete	Yr	Team	Points
1	COLLIER, BECKY	SR	WESTMONT	5178
2	HOUSTON, ANNA	SO	WILLIAM WOODS	4861
3	VAN HARN, MEGA	FR	WILLIAM WOODS	4813
4	RICHMOND, JENN	SR	WILLIAM JESSUP	4642
5	ISAACS, TYANN	JR	FRIENDS	4640
6	SCHAFFER, EMMA	FR	DAVENPORT	4611
7	BANKS, LEAH	SO	LOYOLA-NEW ORL	4534
8	ARELLANO, KAIAN	JR	JAMESTOWN	4506
9	PETTY, TYANNA	JR	RIO GRANDE	4504
10	SUPERIOR, TAYLO	JR	USC-BEAUFORT	4492
11	SCHMIDT, CRYSTA	SR	CARROLL	4450
12	VON ESSEN, AMBE	SO	OREGON TECH	4426
13	FAIMON, APRIL	SR	HASTINGS	4233
14	DODD, PAIGE	SO	EASTERN OREGON	4207
15	MORRISON, SAMA	FR	DAVENPORT	4206
16	LACOCK, BETHAN	JR	CARROLL	4022

Men's Scores

Pl	Team	Code	Score
1	British Columbia	BRIT	71
2	Indiana Tech	INI2	64
3	Wiley	WILE	57
4	Lindsey Wilson	LIKY	47
5	Concordia (Neb.)	CONE	46
6	Wayland Baptist	WAYL	45
7	Southern Oregon	SOOR	29
7	MidAmerica Nazarene	MIDA	29
9	St. Ambrose	STAM	28
10	Doane	DOAN	26
11	Bethel (Ind.)	BEIN	25
12	Florida Memorial	FLOR	23
13	Bacone	BACO	20
13	Siena Heights	SIMI	20
15	Carroll	CAR1	19
16	Southern-NO	SOLA	18
17	St. Mary (Kan.)	SMKS	16
17	William Carey	CARE	16
19	Dordt	DORD	14

NAIA OUTDOOR TRACK & FIELD CHAMPIONSHIPS 2017

Gulf Shores, AL

Mickey Miller Blackwell Stadium

Weather: Sunny & Clear, Th- 80, Fr- 83, Sa- 84

Host: Gulf Shores Sports Commission

5/25/2017 - 5/27/2017

MEET OFFICIALS

Meet Director:


Houston Young

Meet Referee:

Lawhorn/Thurber/ Mitchell

Timing:

www.cfpitiming.com



OFFICIAL MEET REPORT

printed: 7/28/2017 2:59 PM

RESULTS

Men's Scores (cont'd)

PI	Team	Code	Score
20	Hastings	HAST	13
20	William Penn	WIIA	13
20	Olivet Nazarene	OLIL	13
23	Taylor	TAYL	11
23	Westmont	WECA	11
23	Marian (Ind.)	MAI2	11
23	Central Methodist	CEMO	11
27	Cardinal Stritch	CARD	10
27	Northwest U.	NOWA	10
27	College of Idaho	COLL	10
27	Keiser University	KEIS	10
27	Eastern Oregon	EAOR	10
32	Great Falls	GREA	9
32	Jarvis Christian	JARV	9
34	Corban	CORB	8
34	Edward Waters	EDWA	8
34	Aquinas	AQUI	8
34	McPherson	MCPK	8
34	Rocky Mountain	ROMT	8
34	Vanguard	VANG	8
34	Northwestern (Iowa)	NOIA	8
34	William Woods	WIM2	8
42	West Virginia Tech	WVTE	7
42	Northwest Christian	NOOR	7
44	Missouri Baptist	MIMO	6
44	Allen	ALSC	6
44	Rio Grande	RIOG	6
44	Webber	WEBB	6
48	Campbellsville	CAKY	5
48	Evergreen St.	EVER	5
48	Spring Arbor	SPMI	5
48	Indiana Wesleyan	INI3	5
48	Columbia (Mo.)	COL1	5
53	Madonna	MADO	4
53	SCAD Savannah	SAVA	4
53	Milligan	MITN	4
53	Oregon Tech	OREG	4
53	Tennessee Wesleyan	TNWE	4
53	Lindenwood-Belleville	LIND	4
59	Midland	MIDL	3
59	Cornerstone	COM3	3
61	Davenport	DAVE	2
61	The Masters	THEM	2
61	Point Park	POPA	2
61	St. Francis (Ill.)	STFR	2
65	Judson	JUDS	1

NAIA OUTDOOR TRACK & FIELD CHAMPIONSHIPS 2017

Gulf Shores, AL

Mickey Miller Blackwell Stadium

Weather: Sunny & Clear, Th- 80, Fr- 83, Sa- 84

Host: Gulf Shores Sports Commission

5/25/2017 - 5/27/2017

MEET OFFICIALS

Meet Director:


Houston Young

Meet Referee:

Lawhorn/Thurber/ Mitchell

Timing:

www.cfpitiming.com



OFFICIAL MEET REPORT

printed: 7/28/2017 2:59 PM

RESULTS

Men's Scores (cont'd)

Pl	Team	Code	Score
65	Reinhardt	REIN	1
65	Dickinson St.	DIND	1
65	Morningside	MORN	1
65	St. Xavier	STXA	1

Women's Scores

Pl	Team	Code	Score
1	Wayland Baptist	WAYL	75
2	Indiana Tech	INI2	56
3	Southern-NO	SOLA	42
4	British Columbia	BRIT	41
5	Wiley	WILE	39
6	Concordia (Neb.)	CONE	36
7	Hastings	HAST	32
8	St. Francis (Ill.)	STFR	29
9	Siena Heights	SIMI	25
10	Westmont	WECA	24
11	Doane	DOAN	23
12	Northwest Christian	NOOR	21
13	USC-Beaufort	SOSC	20
14	Friends	FRIE	19
14	Olivet Nazarene	OLIL	19
14	Carroll	CAR1	19
17	Aquinas	AQUI	18
17	Point Park	POPA	18
17	St. Xavier	STXA	18
20	Southern Oregon	SOOR	16
20	William Woods	WIM2	16
22	Missouri Baptist	MIMO	15
23	Dordt	DORD	14
23	St. Ambrose	STAM	14
23	Oklahoma City	OKO2	14
26	Biola	BIOL	13
26	Indiana Wesleyan	INI3	13
28	Southwestern (Kan.)	SOKS	12
29	Dillard	DILL	11
29	Ohio Christian	OHCH	11
31	Judson	JUDS	10
31	Valley City State	STA1	10
31	Bethel (Ind.)	BEIN	10
31	Columbia (Mo.)	COL1	10
31	Milligan	MITN	10
31	Life	LIFE	10
37	Park U.	PAMO	9
37	Tabor	TABO	9
39	Briar Cliff	BRIA	8
39	Shawnee State	SHOH	8

NAIA OUTDOOR TRACK & FIELD CHAMPIONSHIPS 2017

Gulf Shores, AL

Mickey Miller Blackwell Stadium

Weather: Sunny & Clear, Th- 80, Fr- 83, Sa- 84

Host: Gulf Shores Sports Commission

5/25/2017 - 5/27/2017

MEET OFFICIALS

Meet Director:

Houston Young

Meet Referee:

Lawhorn/Thurber/ Mitchell

Timing:

www.cfpitiming.com



OFFICIAL MEET REPORT

printed: 7/28/2017 2:59 PM

RESULTS

Women's Scores (cont'd)

PI	Team	Code	Score
39	Lindsey Wilson	LIKY	8
39	Clarke	CLIA	8
39	Concordia (Mich.)	COM2	8
44	College of Idaho	COLL	6
44	SCAD Savannah	SAVA	6
44	Grand View	GRAN	6
44	Southwestern Christian	SWCH	6
44	Northwestern (Iowa)	NOIA	6
44	Mobile	MOBI	6
50	Morningside	MORN	5
50	William Jessup	WICA	5
50	Baker	BAKS	5
50	William Carey	CARE	5
50	Ottawa	OTTA	5
50	MidAmerica Nazarene	MIDA	5
56	Taylor	TAYL	4
56	St. Mary (Kan.)	SMKS	4
58	Davenport	DAVE	3
58	Xavier-Louisiana	XALA	3
58	Culver-Stockton	CULV	3
61	Loyola-New Orleans	LOYO	2
61	Trinity Christian	TRIL	2
61	Warner	WARN	2
64	Spring Arbor	SPMI	1
64	West Virginia Tech	WVTE	1
64	Jamestown	JAME	1
64	Cornerstone	COM3	1
64	Eastern Oregon	EAOR	1