


NAIA OUTDOOR TRACK & FIELD CHAMPIONSHIPS

Marion, IN
Indiana Wesleyan University
5/24/2023 - 5/26/2023



OFFICIAL MEET REPORT
printed: 5/26/2023 5:42 PM

RESULTS

#41-1 Women's Outdoor Heptathlon 100m Hurdles

R Championship 13.28 Crystal Barge 2012

10:30 AM (Day 1):

Pl Name	Yr Team	Time	H(Pl)	Pts
1 McColly, Kaitlyn	SO Dickinson St.	14.56 (+2.0)	4(1)	901
2 Dutchak, Rebecca	JR British Colum	14.57 (+1.9)	2(1)	899
3 Cabrera, Anna	SR Mobile	14.65 (+1.7)	1(1)	888
4 Davis, Mariam	SR Southeastern	15.17 (+2.0)	4(2)	819
5 Copeland, Destiny	SR Huntington	15.45 (+1.7)	1(2)	783
6 Stevens, Abi	JR Southern Ore	15.55 (+1.9)	2(2)	770
7 Young, Roby	SO College of Ida	15.70 (+0.4)	3(1)	751
8 Richert, Amy	JR Concordia (N	15.74 (+1.9)	2(3)	746
9 Conley, Sammy	SO Eastern Ore	15.81 (+2.0)	4(3)	738
10 Odell, Ally	JR Oregon Tech	15.93 (+2.0)	4(4)	723
11 Clark, Abby	SO Montana Tec	15.94 (+1.7)	1(3)	722
12 Grandle, Lizzy	FR Eastern Ore	16.16 (+0.4)	3(2)	695
13 Pentecost, Cailyn	JR Bethel (Ind.)	16.22 (+1.9)	2(4)	688
14 Noble, Josi	FR Concordia (N	16.41 (+0.4)	3(3)	665
15 Jackson, Jayden	SO Jessup	16.42 (+1.7)	1(4)	664
16 Hodges, Jenna	SR Southern Ore	16.82 (+0.4)	3(4)	617
17 Toliver, Jordynn	SR Jamestown	16.84 (+2.0)	4(5)	615
18 Sween, Lily	SR Westmont	17.04 (+1.9)	2(5)	592

#41-2 Women's Outdoor Heptathlon High Jump

R Championship 1.89m Latrese Johnson 1991

Pl Name	Yr Team	Mark	H(Pl)	Pts
1 Stevens, Abi	JR Southern Ore	1.64m		783
2 Clark, Abby	SO Montana Tec	1.64m		783
3 Grandle, Lizzy	FR Eastern Ore	1.61m		747
4 Davis, Mariam	SR Southeastern	1.58m		712
5 Sween, Lily	SR Westmont	1.58m		712
6 McColly, Kaitlyn	SO Dickinson St.	1.58m		712
7 Cabrera, Anna	SR Mobile	1.58m		712
8 Pentecost, Cailyn	JR Bethel (Ind.)	1.55m		678
9 Young, Roby	SO College of Ida	1.55m		678
10 Richert, Amy	JR Concordia (N	1.55m		678
11 Jackson, Jayden	SO Jessup	1.52m		644
12 Odell, Ally	JR Oregon Tech	1.49m		610
13 Hodges, Jenna	SR Southern Ore	1.46m		577
13 Toliver, Jordynn	SR Jamestown	1.46m		577
15 Copeland, Destiny	SR Huntington	1.46m		577
16 Dutchak, Rebecca	JR British Colum	1.46m		577
17 Conley, Sammy	SO Eastern Ore	1.43m		544
18 Noble, Josi	FR Concordia (N	1.37m		481

#41-3 Women's Outdoor Heptathlon Shot Put

R Championship 18.17m Vivian Chukwuemeka 2002

Pl Name	Yr Team	Mark	Pts
1 Grandle, Lizzy	FR Eastern Ore	11.75m	645
2 Pentecost, Cailyn	JR Bethel (Ind.)	11.48m	627
3 Dutchak, Rebecca	JR British Colum	11.42m	623
4 Odell, Ally	JR Oregon Tech	11.40m	621
5 Clark, Abby	SO Montana Tec	10.96m	592
6 Cabrera, Anna	SR Mobile	10.89m	588
7 Sween, Lily	SR Westmont	10.75m	579
8 Toliver, Jordynn	SR Jamestown	10.70m	575
9 Noble, Josi	FR Concordia (N	10.62m	570
10 Jackson, Jayden	SO Jessup	10.56m	566
11 Conley, Sammy	SO Eastern Ore	10.44m	558
12 Richert, Amy	JR Concordia (N	10.24m	545
13 McColly, Kaitlyn	SO Dickinson St.	10.24m	545
14 Copeland, Destiny	SR Huntington	10.15m	539
15 Hodges, Jenna	SR Southern Ore	9.94m	526
16 Davis, Mariam	SR Southeastern	9.72m	511
17 Young, Roby	SO College of Ida	9.37m	488
18 Stevens, Abi	JR Southern Ore	9.10m	471


#41-4 Women's Outdoor Heptathlon 200 Meters

R Championship 22.98 Raheema Westfall 2022

Pl Name	Yr Team	Time	H(Pl)	Pts
1 Copeland, Destiny	SR Huntington	24.39 (+2.6)	1(1)	944
2 Noble, Josi	FR Concordia (N	25.83 (+2.6)	1(2)	812
3 Clark, Abby	SO Montana Tec	25.94 (+2.6)	1(3)	802
4 Dutchak, Rebecca	JR British Colum	25.97 (+2.9)	2(1)	800
5 Davis, Mariam	SR Southeastern	26.03 (+2.6)	1(4)	795
6 Young, Roby	SO College of Ida	26.32 (+2.9)	2(2)	769
7 McColly, Kaitlyn	SO Dickinson St.	26.33 (+2.6)	1(5)	769
8 Sween, Lily	SR Westmont	26.43 (+2.9)	2(3)	760
9 Conley, Sammy	SO Eastern Ore	26.48 (+2.6)	1(6)	756
10 Stevens, Abi	JR Southern Ore	26.52 (+2.6)	1(7)	752
11 Pentecost, Cailyn	JR Bethel (Ind.)	26.61 (+2.6)	1(8)	745
12 Hodges, Jenna	SR Southern Ore	26.61 (+2.9)	2(4)	745
13 Richert, Amy	JR Concordia (N	26.96 (+2.9)	2(5)	715
14 Cabrera, Anna	SR Mobile	27.31 (+2.9)	2(6)	686
15 Toliver, Jordynn	SR Jamestown	27.35 (+2.9)	2(7)	683
16 Grandle, Lizzy	FR Eastern Ore	27.48 (+2.9)	2(8)	672
17 Jackson, Jayden	SO Jessup	27.66 (+2.6)	1(9)	658
18 Odell, Ally	JR Oregon Tech	28.25 (+2.9)	2(9)	611

NAIA OUTDOOR TRACK & FIELD CHAMPIONSHIPS

Marion, IN
Indiana Wesleyan University
5/24/2023 - 5/26/2023



OFFICIAL MEET REPORT
printed: 5/26/2023 5:42 PM

RESULTS

#24 Women's 4 x 100m Relay

R Championship 44.32 Central State 1994

3:00 PM (Day 1): (Top 1 per Heat + next 5 advance)

Prelims

PI Team	Time	H(PI)
1 William Carey (A)	44.94q	1(1)
1) Smith, Tyese FR		
2) Linton, Machaeda FR		
3) Myles, Salieci SO		
2 Cumberland (Tenn.) (A)	45.56q	3(1)
1) Mensah, Doris FR		
2) Mack, Alana SR		
3) Samuel, Blessing FR		
4) Idamadudu, Praise SO		
3 Indiana Tech (A)	45.71q	4(1)
1) Warthen, Jamaya SO		
2) Grenyion, Soyinne JR		
3) Kyle, Taylor SO		
4) Pogue, Kiya SO		
4 Life (A)	45.77q	2(1)
1) Darby, Kayce FR		
2) Davis, Talayla JR		
3) Perkins, Alexia JR		
4) Smith-Speed, Maya JR		
5 Southeastern U. (A)	45.97q	1(2)
1) Mendez, Irmiris SO		
2) Lawrence, Oluwafikayomi JR		
3) Simpson, Namiah SR		
4) Canfall, Toni SR		
6 Dillard (A)	46.07q	2(2)
1) Burton, Tori FR		
2) Byrd, Kevell SO		
3) Matthews, Ta'nijal SR		
4) Joshua, Meghan FR		
7 Vanguard (A)	46.23q	2(3)
1) Jackson, Dorothy JR		
2) Burke, Eryn SO		
3) Burke, Jordyn SO		
4) Johnson, Armyiah JR		
8 Mobile (A)	46.31q	4(2)
1) Edwards, Myla JR		
2) Mansur, Samantha SR		
3) Jack, Latavia SO		
4) Jackson, Jerenie SO		
9 Madonna (A)	46.42q	4(3)
1) Jones, Anaiya JR		
2) Jones, Charity SO		
3) Wood, Nia SR		
4) Brown, Jayla SR		
10 Campbellsville (A)	46.59	3(2)
1) Cannon, Kourtlyn FR		
2) Schofield, Alexia SO		
3) Lewis, LaAuhnni SO		
4) Boyd, Alexia JR		
11 Xavier-Louisiana (A)	46.68	1(3)
1) Carter, Emerald JR		
2) Ford, Ariel JR		
3) Horton, Darryan SR		
4) Turner, Kynneddy SO		
12 Florida Memorial (A)	46.70	4(4)
1) Bazilio, Qunizel JR		
2) Wilson, Denai SR		
3) Higgins, Kaylee JR		
4) Sangster, Anitria SR		
13 British Columbia (A)	46.88	3(3)
1) Rastad, Emma JR		
2) Urbanowicz, Sonya FR		
3) Smith, Cayla JR		
4) Sobkowich, Hanna SO		
14 Our Lady of the Lake (A)	47.22	1(4)
1) Toledo, Alondra SR		
2) Kebbi, Kiana SO		
3) Roberts, Autumn SO		
4) Mchenry, Larrisa SO		

#24 Women's 4 x 100m Relay (cont'd)


3:00 PM (Day 1): (Top 1 per Heat + next 5 advance)

Prelims

PI Team	Time	H(PI)
15 Southwestern (Kan.) (A)	47.27	1(5)
1) Booker, Rachel SR		
2) Hanna, Meliah SO		
3) Hill, Kyah SO		
4) Terry, Lauryn SO		
16 Taylor (A)	47.34	2(4)
1) Sakeuh, Patience JR		
2) Altum, Audrey SR		
3) Siefert, Kiana FR		
4) Davis, D'Arjha FR		
17 Concordia (Neb.) (A)	47.65	2(5)
1) Battershell, Rachel SR		
2) Kirchner, Kayla FR		
3) Rhodes, Kellie JR		
4) Rodencal, Adrianna FR		
18 College of Idaho (A)	47.81	1(6)
1) Barylski, Chloe SO		
2) Trent, Addison FR		
3) Bowman, Charlotte SO		
4) Wood, Sage SO		
19 St. Francis (Ill.) (A)	47.82	2(6)
1) Colins, Emerson FR		
2) Bruno, Mara JR		
3) Trenter, Gianna SO		
4) Baker, Shyasia SR		
20 Eastern Oregon (A)	47.89	4(5)
1) Chavarria, Yahaira SO		
2) Williams, Sade FR		
3) Peck, Sydney FR		
4) Brown, Katie SO		
21 St. Mary (Kan.) (A)	47.91	4(6)
1) Colson, Samantha SO		
2) Spencer, Zaira JR		
3) Wardlow, Lexi JR		
4) Raney, Gretchen SO		
22 Jarvis Christian (A)	47.95	2(7)
1) Beasley, Tamara FR		
2) Hickman-Gilbert, Garlanesha SO		
3) Norwood, Aryah FR		
4) Johnson, Kiana SO		
23 Westmont (A)	48.01	3(4)
1) Phillips, McKenna FR		
2) Keck, Siena SR		
3) Rodrigues, Jaiden SO		
4) Williams, Charlotte FR		
24 Viterbo (A)	48.18	1(7)
1) Schunk, Claudia JR		
2) Yeakel, Lana SR		
3) Veronen, Ashley SO		
4) Ihde, Breanna SR		
25 Tennessee Wesleyan (A)	48.22	4(7)
1) Jean-Pierre, Akia SO		
2) Bassar, Chaggie JR		
3) Garrison, Lauren JR		
4) Goss, Aniecia SO		
26 Mount Marty (A)	48.47	3(5)
1) Hardmeyer, Isabelle FR		
2) Sorensen, Zelig FR		
3) Even, Alexis FR		
4) Clark, Elianna SR		
27 Doane (A)	48.62	3(6)
1) Bothwell, Isabel SO		
2) Pingel, Annika SR		
3) Mahoney, Morgan FR		
4) Cotton, Caitlyn SR		
28 Texas Wesleyan (A)	48.66	3(7)
1) Henderson, Alysa JR		
2) Williams, Jaelynn SO		
3) Gordon, Lasharia FR		
4) Dalzell, Allison SR		

NAIA OUTDOOR TRACK & FIELD CHAMPIONSHIPS

Marion, IN
Indiana Wesleyan University
5/24/2023 - 5/26/2023



OFFICIAL MEET REPORT
printed: 5/26/2023 5:42 PM

RESULTS

#24 Women's 4 x 100m Relay (cont'd)

3:00 PM (Day 1): (Top 1 per Heat + next 5 advance)

Prelims

Pl	Team	Time	H(Pl)
29	Truett-McConnell (A)	48.92	2(8)
	1) Arnold, Amya FR		2) Hall, Myesha SO
	3) Wilmoth, Brooke FR		4) Nakanwagi, Esther SR
30	MidAmerica Nazarene (A)	49.04	1(8)
	1) Lindenmeyer, Carly JR		2) Nicholson, Janiah SO
	3) Jenkins, Jocelyn FR		4) Solir, Daizy SO
	Olivet Nazarene (A)	DQ	3
	1) Carter, Kiara SO		2) Brent, Kimberly JR
	3) Miller, Tera JR		4) Sturup, Olivia JR
	Marian (Ind.) (A)	DQ	4
	1) Melvin, Makayla SR		2) Oleksak, Erin SR
	3) Reuter, Hanna FR		4) Mameli, Giorgia SO
	Lindsey Wilson (A)	NT	4
	1) Nelson, Jordan SR		2) Brisbon, Jozlen SO
	3) Engel, Kyra FR		4) Senica, Luna JR

#10 Women's 1500 Meters

R Championship 4:14.38 Anna Shields 2018

3:50 PM (Day 1): (Top 4 per Heat + next 4 advance)

Prelims

Pl	Name	Yr Team	Time	H(Pl)
1	Little Light, Sydney	SR Rocky Mount	4:34.75Q	1(1)
2	Wiley, Addy	FR Huntington	4:35.83Q	1(2)
3	Plastow, Heather	SR Grace	4:36.63Q	1(3)
4	MacGillivray, Holly	SO British Colum	4:38.43Q	2(1)
5	Shirts, Abbey	SO College of Ida	4:38.56Q	2(2)
6	Kearney, Ellen-Mary	FR Milligan	4:38.92Q	1(4)
7	Cobo, Caroline	JR Benedictine (4:39.56Q	2(3)
8	Haecker, Rylee	JR Concordia (N	4:39.87q	1(5)
9	Pfohl, Amelia	SO British Colum	4:39.94Q	2(4)
10	Pineda, Ana	SR St. Francis (Ill	4:42.05q	2(5)
11	Tedder, Emily	SO Huntington	4:44.04q	1(6)
12	Muterspaw, Emma	SO Taylor	4:44.22q	2(6)
13	Shell, Brooklyn	JR Lewis-Clark	4:47.84	2(7)
14	Long, Theresa	SO Ave Maria	4:52.41	1(7)
15	Hundley, Madden	SR Westmont	4:54.08	1(8)
16	McDonald, Ashlei	FR Texas Wesle	4:54.69	2(8)
17	Hundley, Abigail	SO Westmont	4:54.92	1(9)
18	Cooper, Summer	JR Goshen	4:59.21	2(9)
19	Campbell, Mackenzie	SO British Colum	4:59.75	1(10)
20	Albo, Jacqueline	JR Lawrence Te	5:11.82	2(10)

#18 Women's 400m Hurdles

R Championship 55.14 Deon Hemmings 1993

4:30 PM (Day 1): (Top 2 per Heat + next 3 advance)

Prelims

Pl	Name	Yr Team	Time	H(Pl)
1	Antkoviak, Hannah	SO Olivet Nazare	58.35Q	1(1)
2	Abu, Joy	JR William Carey	59.57Q	2(1)
3	Wrzesinski, Wrenzi	JR Dickinson St.	1:01.02Q	1(2)
4	Bell, Tajanique	SR Baker	1:01.33q	1(3)
5	Perry, JayOnna	FR Ottawa	1:01.49Q	3(1)
6	Burke, Jordyn	SO Vanguard	1:02.40Q	2(2)
7	Simpson, Namiah	SR Southeastern	1:02.40Q	3(2)
8	Britt, Ashley	SR Lewis-Clark	1:02.41q	3(3)
9	Ambuul, Alison	SO Benedictine (1:02.73q	3(4)
10	Richards, Linnearia	FR Siena Heights	1:03.13	1(4)
11	Warren, Kourtney	SO Friends	1:03.40	2(3)
12	Bayes, Morgan	SR Eastern Oreg	1:03.42	2(4)
13	Rowe, Jaida	FR Hastings	1:04.08	2(5)
14	Maley, Mariah	SO St. Francis (In	1:04.36	1(5)
15	Deana Paninka, Yanira	FR Central Meth	1:05.22	2(6)
16	Bazilio, Qunizel	JR Florida Memo	1:05.25	3(5)
17	Adams, Aniya	SO Lawrence Te	1:05.57	1(6)
18	Johnson, Kailey	JR Central Meth	1:06.07	3(6)
19	Stier, Anni	SR Jamestown	1:06.70	2(7)
20	Fleurimond, Shanice	FR Keiser	1:08.49	2(8)
21	Lambrecht, Katie	SO St. Ambrose	1:08.98	3(7)
	Hawk, Ally	FR Indiana Wesl	DQ	1
	Rowland, Allena	FR Clarke	DQ	3

#4 Women's 200 Meters

R Championship 22.98 Raheema Westfall 2022


5:20 PM (Day 1): (Top 2 per Heat + next 3 advance)

Prelims

Pl	Name	Yr Team	Time	H(Pl)
1	Idamadudu, Praise	SO Cumberland (23.21 (+2.3)Q	1(1)
2	Wilson, Denai	SR Florida Memo	23.38 (+2.3)Q	1(2)
3	Byrd, Kevell	SO Dillard	23.81 (+2.3)q	1(3)
4	Richman, Sabrina	SR Life	23.87 (+2.8)Q	3(1)
5	Davis, Talayla	JR Life	23.90 (+1.9)Q	2(1)
6	Warthen, Jamaya	SO Indiana Tech	23.92 (+2.8)Q	3(2)
7	Busker, Alyssa	JR Trinity Christi	24.05 (+2.8)q	3(3)
8	Turner, Kynnedey	SO Xavier-Louisi	24.06 (+1.9)Q	2(2)
9	Sobkowich, Hanna	SO British Colum	24.09 (+1.9)q	2(3)
10	Jack, Latavia	SO Mobile	24.13 (+1.9)	2(4)
11	Mendez, Irmiris	SO Southeastern	24.13 (+2.3)	1(4)
12	Williams, Jaelynn	SO Texas Wesle	24.14 (+1.9)	2(5)
13	Lawrence, Oluwafikayomi	JR Southeastern	24.17 (+1.9)	2(6)

NAIA OUTDOOR TRACK & FIELD CHAMPIONSHIPS

Marion, IN
Indiana Wesleyan University
5/24/2023 - 5/26/2023



OFFICIAL MEET REPORT
printed: 5/26/2023 5:42 PM

RESULTS

#4 Women's 200 Meters (cont'd)

5:20 PM (Day 1): (Top 2 per Heat + next 3 advance)

Prelims

Pl	Name	Yr Team	Time	H(Pl)
14	Schofield, Alexia	SO Campbellsvill	24.18 (+2.8)	3(4)
15	Davis, Sabrina	SO Warner	24.38 (+2.3)	1(5)
16	Smith-Speed, Maya	JR Life	24.47 (+2.3)	1(6)
17	Canfall, Toni	SR Southeastern	24.55 (+2.8)	3(5)
18	Scott, Tre'Breh	SO Central Meth	24.62 (+1.9)	2(7)
19	Brown, Jayla	SR Madonna	24.70 (+2.3)	1(7)
20	Butler, Gabbi	JR St. Ambrose	24.88 (+2.8)	3(6)
21	Hanna, Destiny	FR Brewton-Park	24.93 (+2.8)	3(7)
22	Chavarria, Yahaira	SO Eastern Oreg	25.43 (+1.9)	2(8)
	Garba, Jamila	JR Campbellsvill	DNS (NW)	3

#28 Women's 4 x 800m Relay

R Championship 8:43.99 Simon Fraser 2005

6:15 PM (Day 1): (Top 2 per Heat + next 3 advance)

Prelims

Pl Team	Time	H(Pl)
1 Grace (A)	9:01.54Q	1(1)
1) Friesen, Tara SR	2) Hulstedt, Anna JR	
3) Plastow, Heather SR	4) Sauder, Kylie SO	
2 St. Mary (Kan.) (A)	9:04.59Q	1(2)
1) Walter-Sherretts, Maddy JR	2) Armendariz, Alyssa SR	
3) Hiebert, Reagan JR	4) Gregg, Carlie JR	
3 British Columbia (A)	9:07.21Q	2(1)
1) Fleming, Elysse SO	2) Pfohl, Amelia SO	
3) Mortimer, Rachel SO	4) MacGillivray, Holly SO	
4 Dordt (A)	9:08.06Q	2(2)
1) Ten Haken, Bethany SR	2) Buwalda, Shelby FR	
3) Heynen, Emilee SO	4) Kooistra, Mika SR	
5 Eastern Oregon (A)	9:12.40Q	3(1)
1) Nichols, Madelyn SO	2) Mitchell, Lauryn SO	
3) Gebhardt, Katie Jo SR	4) Herbes, Michelle SR	
6 The Master's (A)	9:15.30Q	3(2)
1) Nelson, Emma FR	2) Niednagel, Rebekah FR	
3) Johnson, Suzie FR	4) Palmgren, Ellen JR	
7 Indiana Tech (A)	9:17.07q	3(3)
1) Evans, Haven SR	2) Boese, Krista JR	
3) Palmer, Mckenna SO	4) Voyles, Lisa JR	
8 Huntington (A)	9:17.23q	1(3)
1) Tedder, Emily SO	2) Gentz, Abbey FR	
3) Brewer, MacKenzie FR	4) Wiley, Addy FR	
9 Goshen (A)	9:20.50q	2(3)
1) Chebet, Mercy FR	2) Wellington, Mia JR	
3) Alderfer Fisher, Annika JR	4) Cooper, Summer JR	

#28 Women's 4 x 800m Relay (cont'd)

6:15 PM (Day 1): (Top 2 per Heat + next 3 advance)

Prelims

Pl Team	Time	H(Pl)
10 Cumberlands (A)	9:20.71	3(4)
1) Lucason, Elizabeth FR	2) Liddle, Ashlyn SO	
3) Henage, Ella FR	4) Terry, Ashley SO	
11 Taylor (A)	9:21.54	1(4)
1) Studnicki, Brooke SR	2) Johnson, Emily JR	
3) Burden, Kaitlin FR	4) Muterspaw, Emma SO	
12 Concordia (Neb.) (A)	9:23.18	2(4)
1) Beisel, Keegan FR	2) Freiberg, Kylahn SO	
3) Kaschinske, Rhaya SO	4) Haecker, Rylee JR	
13 Milligan (A)	9:24.07	3(5)
1) Allen, Gracie JR	2) Kearney, Ellen-Mary FR	
3) Christian, Megan JR	4) Dominy, Caitlin SR	
14 Life (A)	9:25.32	1(5)
1) Williams, Kyja FR	2) Florvilus, Brianna SR	
3) Magnusdottir, Dagbjort JR	4) Gibson, Najah FR	
15 Montreat (A)	9:31.85	1(6)
1) Hasty, Kilia SO	2) Castellanos, Yessenia SO	
3) Standifer, Emily SO	4) Cronk, Mahaley JR	
16 Morningside (A)	9:36.98	1(7)
1) Sporrer, Courtney FR	2) Sanchez, Michelle JR	
3) Sporrer, Taylor JR	4) Chicoine, Emily JR	
17 Benedictine (Kan.) (A)	9:41.39	2(5)
1) Downey, Gemma SO	2) Michael, Siena FR	
3) Sattler, Leah SR	4) Nelson, Emilie FR	
18 Vanguard (A)	9:42.41	2(6)
1) Leach, Penelopi SO	2) Baranski, Kate SO	
3) Sanchez-Ruiz, Karla SO	4) Morales, Jessina SO	
19 Missouri Baptist (A)	10:02.40	3(6)
1) Rinkenberger, Isabel SO	2) Rockette, Adrienne FR	
3) Noyes, Mattie FR	4) Sargent, Madison JR	

#20 Women's 3000m Steeple

R Championship 10:12.31 Justyna Mudy 2009


7:25 PM (Day 1): (Top 5 per Heat + next 4 advance)

Prelims

Pl Name	Yr Team	Time	H(Pl)
1 Miller, Evie	SR St. Francis (In)	10:46.96Q	2(1)
2 Vanderwall, Ahna	JR Taylor	10:49.32Q	2(2)
3 Hennessey, Jamie	SR British Colum	10:53.91Q	2(3)
4 Lawson, Morgan	SR Grand View	10:56.61Q	2(4)
5 Hiebert, Riley	JR St. Mary (Kan)	10:58.08Q	1(1)
6 Armendariz, Alyssa	SR St. Mary (Kan)	10:58.11Q	1(2)
7 Reed, Mia	JR Missouri Bapt	10:58.34Q	1(3)
8 Martin, Sage	SO College of Ida	10:58.41Q	1(4)

NAIA OUTDOOR TRACK & FIELD CHAMPIONSHIPS

Marion, IN
Indiana Wesleyan University
5/24/2023 - 5/26/2023



OFFICIAL MEET REPORT
printed: 5/26/2023 5:42 PM

RESULTS

#20 Women's 3000m Steeple (cont'd)

7:25 PM (Day 1): (Top 5 per Heat + next 4 advance)

Prelims

Pl	Name	Yr	Team	Time	H(Pl)
9	Dimond, Ellie	JR	William Wood	10:58.69Q	1(5)
10	Giles, Caroline	JR	Friends	10:59.07q	1(6)
11	Mauer, Larissa	SR	College of Ida	11:02.63Q	2(5)
12	Mallory, Jenna	SR	Montreat	11:08.02q	1(7)
13	Kuperus, Elyse	SR	Dordt	11:11.32q	2(6)
14	Johnson, Meredith	SR	Lindsey Wilso	11:12.10q	1(8)
15	Timm, Grace	SO	Dickinson St.	11:13.32	1(9)
16	Wiebe, Brooke	SO	Tabor	11:14.35	1(10)
17	Manning, Carlin	JR	Montana Tec	11:15.03	2(7)
18	Nale, Harley	SR	William Wood	11:17.41	2(8)
19	Ackley, Lynae	SO	Taylor	11:25.43	2(9)
20	Ganter, Savannah	FR	Embry-Riddle	11:40.63	2(10)
21	Fee, Madalenn	FR	Cotney	11:49.33	1(11)
22	Wellington, Mia	JR	Goshen	11:59.22	1(12)
23	Perkins, Keagan	SR	Graceland	12:10.61	2(11)
	Forster, Lauren	SO	Southern Ore	DNS	2

#14 Women's 10000 Meters

R Championship 34:07.91 Emily Kearney 2021

8:20 PM (Day 1):

Pl	Name	Yr	Team	Time	Pts
1	Rohm, Julia	SR	Southeastern	35:53.10	10
2	Tingelstad, Ellyse	SO	College of Ida	35:59.90	8
3	Fredericks, Hannah	SO	The Master's	36:18.33	6
4	Beckett, Marley	FR	British Colum	36:36.64	5
5	Bakken, Katherine	SR	St. Francis (Ill	36:39.51	4
6	Gamble, Mollie	JR	Taylor	36:51.23	3
7	Sullivan, Talia	JR	SCAD Savan	37:00.59	2
8	Adler, Hannah	SR	Aquinas	37:00.74	1
9	Nielson, Hailey	SO	Montana Tec	37:16.89	
10	Lopez, Alejandra	JR	Southern Ore	37:17.16	
11	Bearzi, Alyssa	SO	Milligan	37:19.81	
12	Ebetino, Alex	JR	St. Francis (In	37:22.56	
13	Becker, Kyla	JR	British Colum	37:24.10	
14	Schickel, Jacey	SR	Olivet Nazare	37:38.49	
15	Madsen, Kate	SO	St. Mary (Kan	37:46.85	
16	Kampman, Jessica	SR	Dordt	37:49.26	
17	De Santiago, Montserrat	SR	SCAD Savan	38:00.03	
18	Page, Kimberly	SR	The Master's	38:04.44	
19	Cooper, Megan	SR	Bethel (Ind.)	38:10.55	
20	Ray, Ali	SR	Marian (Ind.)	38:11.37	
21	Prince, Azalea	JR	Jessup	38:14.37	
22	Overberg, Chloe	FR	Lewis-Clark	38:17.48	
23	McConnell, Cammie	SR	Cornerstone	38:19.87	

#14 Women's 10000 Meters (cont'd)

8:20 PM (Day 1):

Pl	Name	Yr	Team	Time	Pts
24	Connor, Molly	SO	College of Ida	38:30.51	
25	Wilk, Bailey	JR	St. Francis (Ill	38:35.17	
26	Hiatt, Mallory	JR	Grace	38:40.70	
27	Terry, Tiffany	FR	Embry-Riddle	38:46.33	
28	Kizziar, Sydnee	SR	Southern Ore	38:52.55	
29	Hartman, Kaylea	JR	Northwest U.	39:04.90	
30	Brodahl, Haylee	SR	Southern Ore	39:06.79	
31	Brown, Jozi	JR	Shawnee Stat	39:19.70	
32	Brewer, Taya	SO	Montana Wes	39:19.90	
33	Harding, Molly	FR	Aquinas	39:27.03	
34	Nootbaar, Autumn	SR	The Master's	41:12.12	
	Gralki, Julia	SO	SCAD Savan	DNF	
	Kibiwott, Mercy	SO	Cumberland (DNS	

#32 Women's Pole Vault


R Championship 4.16m Lesa Kubishta 2000

12:00 PM (Day 1):

Pl	Name	Yr	Team	Mark	Pts
1	Urbanowicz, Sonya	FR	British Colum	3.95m	10
2	Puelz, Josie	JR	Concordia (N	3.90m	8
3	Albrecht, Erica	FR	Siena Heights	3.80m	6
4	Conrad, Margherita	FR	Siena Heights	3.75m	5
5	Brown, Nevaeh	JR	Midway	3.70m	4
6	Rumohr, Abby	JR	Westmont	3.70m	3
7	VerPlank, Ashley	JR	Cornerstone	3.65m	2
8	Mies, Chasity	FR	Siena Heights	3.65m	1
9	Townsend, Tatum	JR	Cornerstone	3.55m	
10	Johnson, Emma	SO	Viterbo	3.55m	
11	Nowell, Samantha	JR	Siena Heights	3.45m	
11	Stanley, Kennedy	FR	Doane	3.45m	
11	Wahl, Madison	JR	Dickinson St.	3.45m	
14	Svoboda, Kayla	FR	Concordia (N	3.45m	
15	Bertsch, terra	SO	Providence (3.45m	
	Nuutinen, Bailey	SR	Viterbo	NH	
	Rippen, Gracie	JR	Mount Marty	NH	
	Baynes, Shaily	SO	Aquinas	NH	
	Boggs, Erin	SO	Concordia (N	NH	
	Mapson, Erin	SR	Concordia (N	NH	
	Gallagher, Chloe	JR	Carroll (Mont.	NH	
	Fugate, Tyler	JR	Siena Heights	DNS	
	Brooks, Makayla	FR	Midway	DNS	

NAIA OUTDOOR TRACK & FIELD CHAMPIONSHIPS

Marion, IN
Indiana Wesleyan University
5/24/2023 - 5/26/2023



OFFICIAL MEET REPORT
printed: 5/26/2023 5:42 PM

RESULTS

#46 Women's Hammer

R Championship 61.64m Reta Woodard 2013

3:30 PM (Day 1):

Pl	Name	Yr Team	Mark	F(Pl)	Pts
1	Batu, Jennifer	SR Life	58.66m	3(1)	10
2	Anderson, Kiara	JR Hastings	56.35m	3(2)	8
3	Fuller, Macy	JR Doane	55.78m	3(3)	6
4	Green, Madison	JR Grand View	55.24m	3(4)	5
5	Woodward, Kenna	JR Eastern Ore	54.83m	3(5)	4
6	Beard, Baylee	FR Central Meth	54.46m	2(1)	3
7	Sutton, Madison	JR Benedictine (53.81m	3(6)	2
8	Nagel, Kori	SO Dickinson St.	53.62m	1(1)	1
9	Ledbetter, Maggie	SR Eastern Ore	52.52m	3(7)	
10	Benjamin, Arriana	SR Marian (Ind.)	52.40m	2(2)	
11	Kessler, Emilee	JR Madonna	51.87m	2(3)	
12	Friesen, Lauren	FR British Colum	51.81m	2(4)	
13	Conner, Allyson	JR Providence (51.24m	2(5)	
14	Nygaard, Tori	JR Dickinson St.	51.19m	3(8)	
15	Wohlgemuth, Abi	SO Concordia (N	50.95m	1(2)	
16	Dadson, Michelle	SO British Colum	50.15m	3(9)	
17	Hall, Bella	FR British Colum	49.78m	2(6)	
18	Albright, Danielle	SR Life	49.66m	1(3)	
19	Pokorney, Kamryn	JR Concordia (N	49.39m	3(10)	
20	Miller, Chloe	SR Indiana Wesl	49.03m	2(7)	
21	Hall, Courtney	SR Olivet Nazare	48.75m	1(4)	
22	Eden, Jessa	JR Hastings	48.73m	3(11)	
23	Lotz, Victoria	SO MidAmerica	48.56m	2(8)	
24	Pine, Cassandra	JR Hastings	47.52m	1(5)	
25	Breuker, Jenna	JR Cornerstone	47.21m	1(6)	
26	Omizi, Sophiat	SR Cumberland (46.82m	2(9)	
27	Owings, Alli	JR Concordia (N	46.44m	2(10)	
28	Wright, Aanyah	JR Huntington	45.35m	1(7)	
29	Jones, Candice	SO York (Neb.)	45.19m	1(8)	
30	Aldajuste, Niesha	SO Webber	44.99m	1(9)	
	Deffenbaugh, Darby	SR Dakota Wesle	NM	1	

#34 Women's Long Jump

R Championship 6.70m Ruky Abdulai 2007

6:00 PM (Day 1):

Pl	Name	Yr Team	Mark	F(Pl)	Pts
1	Linton, Machaeda	FR William Carey	5.90m (+2.7)	3(1)	10
2	Oleksak, Erin	SR Marian (Ind.)	5.90m (+2.6)	1(1)	8
3	Hall, Myesha	SO Truett-McCon	5.84m (+0.4)	3(2)	6
4	Pfefferkorn, Makala	SO Indiana Koko	5.73m (+1.8)	2(1)	5
5	Boyd, Alexia	JR Campbellsvill	5.70m (+0.1)	3(3)	4
6	Goss, Aniecia	SO Tennessee W	5.68m (+0.0)	2(2)	3
7	Browne, Princess	SO Multnomah	5.66m (+4.0)	3(4)	2
8	Rastad, Emma	JR British Colum	5.62m (+2.8)	3(5)	1

#34 Women's Long Jump (cont'd)

6:00 PM (Day 1):

Pl	Name	Yr Team	Mark	F(Pl)	Pts
9	Davis, Mariam	SR Southeastern	5.57m (+3.0)	2(3)	
10	Copeland, Destiny	SR Huntington	5.51m (-2.1)	3(6)	
11	Samuel, Blessing	FR Cumberland (5.46m (+1.7)	1(2)	
12	Graham, Andreaana	SO Florida Memo	5.45m (+2.7)	2(4)	
13	Xayarath, Erica	JR Huntington	5.43m (+5.1)	1(3)	
14	Macdonald, Allison	JR British Colum	5.39m (+1.8)	2(5)	
15	Mack, Alana	SR Cumberland (5.39m (+2.1)	2(7)	
16	Turner, Carlie	JR Indiana Tech	5.39m (-1.8)	3(7)	
17	Jones, Maisonne	JR USC-Beaufort	5.36m (-1.8)	3(8)	
18	Lindenmeyer, Carly	JR MidAmerica	5.34m (+1.0)	3(9)	
19	Ott, Jocelyn	JR Dickinson St.	5.34m (+3.6)	1(4)	
20	Jones, Nevagant	JR William Carey	5.31m (+4.5)	1(5)	
21	Veals, Chasity	SO Langston	5.29m (+4.3)	1(6)	
22	O'Brien, Caitlyn	FR Ave Maria	5.27m (+0.0)	2(7)	
23	Pappas, Mayah	SO Bushnell	5.27m (+3.6)	1(7)	
24	Senica, Luna	JR Lindsey Wilso	5.16m (+1.8)	1(8)	
25	Trent, Addison	FR College of Ida	5.12m (-1.0)	3(10)	
26	Burns, Nala	FR MidAmerica	5.08m (+1.5)	2(8)	
27	Ravelli, Nikki	FR Lindsey Wilso	5.05m (+0.1)	3(11)	
28	Schofield, Alexia	SO Campbellsvill	4.92m (+2.5)	1(9)	
29	Quinones, Jhanya	SR Mobile	4.91m (+0.3)	2(9)	
	Batu-Tiako, Abigaille	SR William Penn	NM (NW)	1	
	Vargo, Morgan	SO Cornerstone	DNS (NW)	2	

#44 Women's Javelin

R Championship 56.09m Liz Gleadle 2010

7:00 PM (Day 1):

Pl	Name	Yr Team	Mark	F(Pl)	Pts
1	Conley, Alex	SR Oregon Tech	47.27m	3(1)	10
2	Clark, Mckenzie	JR Providence (46.85m	3(2)	8
3	Scott, Micaiah	SR The Master's	46.32m	3(3)	6
4	Odegard, Kendra	SO Valley City St	45.08m	3(4)	5
5	Grandle, Lizzy	FR Eastern Ore	44.10m	2(1)	4
6	Barber, Laurel	JR Ottawa	43.47m	3(5)	3
7	Jordan, Jenna	SO Montana Tec	42.75m	2(2)	2
8	Babb, Katilyn	JR Truett-McCon	42.58m	3(6)	1
9	Best, Allie	JR Eastern Ore	42.11m	3(7)	
10	Emerson, Ellie	FR William Wood	41.24m	2(3)	
11	Ortiz, Kiana	SO Culver-Stockt	40.85m	1(1)	
12	Stieglitz, Kea	JR Lewis-Clark	40.81m	2(4)	
13	Burton, Madeline	SO Columbia (Mo	40.50m	3(8)	
14	Byrum, Emma	JR Indiana Koko	39.94m	1(2)	
15	Toliver, Jordynn	SR Jamestown	39.91m	1(3)	
16	Quigley, Malaika	JR Southern Ore	39.56m	2(5)	
17	Hill, Abby	SO Mount Mercy	39.52m	1(4)	

NAIA OUTDOOR TRACK & FIELD CHAMPIONSHIPS

Marion, IN
Indiana Wesleyan University
5/24/2023 - 5/26/2023



OFFICIAL MEET REPORT
printed: 5/26/2023 5:42 PM

RESULTS

#44 Women's Javelin (cont'd)

7:00 PM (Day 1):

Pl	Name	Yr Team	Mark	F(Pl)	Pts
18	Brooks, Aarika	JR Oregon Tech	39.38m	2(6)	
19	Thomas, Natalie	JR William Wood	39.25m	3(9)	
20	Claussen, Taylor	SO Bethany (Kan	37.87m	2(7)	
21	Miller, Amber	SR Oregon Tech	37.54m	1(5)	
22	Boub, Rian	SO St. Thomas (37.33m	1(6)	
23	Raborn, Sydney	SR Ottawa	37.26m	1(7)	
24	Ravelli, Nikki	FR Lindsey Wilso	36.93m	1(8)	
25	Wilkins, Precious	SR Indiana Wesl	36.57m	1(9)	
26	Stottlemeyre, Gretchen	SO Concordia (N	36.23m	2(8)	
27	Bratscher, Brittan	JR Oregon Tech	34.88m	2(9)	
28	Janes, Giovanna	JR British Colum	33.35m	3(10)	

#41 Women's Heptathlon

R Championship 5626 Kim Vanderhoeck 1992

Pl	Name	Yr Team	Points	Pts
1	McColly, Kaitlyn	SO Dickinson St.	4922	10
2	Dutchak, Rebecca	JR British Colum	4830	8
3	Clark, Abby	SO Montana Tec	4826	6
4	Stevens, Abi	JR Southern Ore	4705	5
5	Copeland, Destiny	SR Huntington	4652	4
6	Davis, Mariam	SR Southeastern	4645	3
7	Cabrera, Anna	SR Mobile	4644	2
8	Grandle, Lizzy	FR Eastern Ore	4477	1
9	Hodges, Jenna	SR Southern Ore	4391	
10	Noble, Josi	FR Concordia (N	4370	
11	Richert, Amy	JR Concordia (N	4368	
12	Pentecost, Cailyn	JR Bethel (Ind.)	4334	
13	Young, Roby	SO College of Ida	4318	
14	Sween, Lily	SR Westmont	4313	
15	Toliver, Jordynn	SR Jamestown	4280	
16	Odell, Ally	JR Oregon Tech	4264	
17	Jackson, Jayden	SO Jessup	4213	
18	Conley, Sammy	SO Eastern Ore	4172	

#41-5 Women's Outdoor Heptathlon Long Jump

R Championship 6.70m Ruky Abdulai 2007

10:00 AM (Day 2):

Pl	Name	Yr Team	Mark	Pts
1	Copeland, Destiny	SR Huntington	5.58m (+2.9)	723
2	Davis, Mariam	SR Southeastern	5.44m (+1.1)	683
3	McColly, Kaitlyn	SO Dickinson St.	5.37m (+1.9)	663
4	Clark, Abby	SO Montana Tec	5.35m (+2.4)	657
5	Dutchak, Rebecca	JR British Colum	5.31m (+5.5)	645
6	Stevens, Abi	JR Southern Ore	5.21m (+3.5)	617

#41-5 Women's Outdoor Heptathlon Long Jump (cont'd)

10:00 AM (Day 2):

Pl	Name	Yr Team	Mark	Pts
7	Hodges, Jenna	SR Southern Ore	5.16m (+3.6)	603
8	Sween, Lily	SR Westmont	5.15m (+1.5)	601
9	Cabrera, Anna	SR Mobile	5.06m (+4.6)	576
10	Richert, Amy	JR Concordia (N	5.05m (+3.0)	573
11	Jackson, Jayden	SO Jessup	5.00m (+3.8)	559
12	Toliver, Jordynn	SR Jamestown	4.95m (+2.7)	546
13	Noble, Josi	FR Concordia (N	4.92m (+5.5)	538
14	Odell, Ally	JR Oregon Tech	4.89m (+5.7)	530
15	Grandle, Lizzy	FR Eastern Ore	4.88m (+2.4)	527
16	Pentecost, Cailyn	JR Bethel (Ind.)	4.83m (+2.3)	514
17	Young, Roby	SO College of Ida	4.78m (-0.6)	500
18	Conley, Sammy	SO Eastern Ore	4.40m (-2.3)	403

#41-6 Women's Outdoor Heptathlon Javelin

R Championship 56.09m Liz Gleadle 2010

Pl	Name	Yr Team	Mark	Pts
1	Grandle, Lizzy	FR Eastern Ore	42.19m	709
2	Toliver, Jordynn	SR Jamestown	39.82m	664
3	Hodges, Jenna	SR Southern Ore	38.64m	641
4	Dutchak, Rebecca	JR British Colum	38.57m	640
5	Conley, Sammy	SO Eastern Ore	36.20m	595
6	Cabrera, Anna	SR Mobile	35.85m	588
7	Noble, Josi	FR Concordia (N	35.55m	582
8	McColly, Kaitlyn	SO Dickinson St.	35.41m	579
9	Odell, Ally	JR Oregon Tech	33.93m	551
10	Stevens, Abi	JR Southern Ore	33.48m	543
11	Richert, Amy	JR Concordia (N	33.24m	538
12	Clark, Abby	SO Montana Tec	32.74m	529
13	Pentecost, Cailyn	JR Bethel (Ind.)	30.98m	495
14	Young, Roby	SO College of Ida	30.35m	483
15	Davis, Mariam	SR Southeastern	30.24m	481
16	Sween, Lily	SR Westmont	28.55m	449
17	Jackson, Jayden	SO Jessup	24.66m	376
18	Copeland, Destiny	SR Huntington	20.65m	301


#41-7 Women's Outdoor Heptathlon 800 Meters

R Championship 2:02.12 Helen Crofts 2011

Pl	Name	Yr Team	Time	Pts
1	Copeland, Destiny	SR Huntington	2:22.88	785
2	Stevens, Abi	JR Southern Ore	2:24.05	769
3	McColly, Kaitlyn	SO Dickinson St.	2:25.28	753
4	Jackson, Jayden	SO Jessup	2:25.87	746
5	Clark, Abby	SO Montana Tec	2:26.24	741
6	Noble, Josi	FR Concordia (N	2:27.71	722

NAIA OUTDOOR TRACK & FIELD CHAMPIONSHIPS

Marion, IN
Indiana Wesleyan University
5/24/2023 - 5/26/2023



OFFICIAL MEET REPORT
printed: 5/26/2023 5:42 PM

RESULTS

#41-7 Women's Outdoor Heptathlon 800 Meters (cont'd)

Pl Name	Yr Team	Time	Pts
7 Hodges, Jenna	SR Southern Ore	2:30.87	682
8 Young, Roby	SO College of Ida	2:33.53	649
9 Dutchak, Rebecca	JR British Colum	2:33.81	646
10 Davis, Mariam	SR Southeastern	2:33.94	644
11 Sween, Lily	SR Westmont	2:35.93	620
12 Toliver, Jordynn	SR Jamestown	2:35.98	620
13 Odell, Ally	JR Oregon Tech	2:36.13	618
14 Cabrera, Anna	SR Mobile	2:37.19	606
15 Pentecost, Cailyn	JR Bethel (Ind.)	2:38.81	587
16 Conley, Sammy	SO Eastern Oreg	2:39.51	578
17 Richert, Amy	JR Concordia (N	2:39.95	573
18 Grandle, Lizzy	FR Eastern Oreg	2:48.27	482

#15 Women's 100m Hurdles

R Championship 13.28 Crystal Bardge 2012

2:00 PM (Day 2): (Top 1 per Heat + next 4 advance)

Prelims

Pl Name	Yr Team	Time	H(Pl)
1 Clayton, Gizel	FR Central Meth	13.51 (+1.5)Q	3(1)
2 Antkoviak, Hannah	SO Olivet Nazare	13.64 (+2.9)Q	2(1)
3 Myles, Salieci	SO William Carey	13.68 (+2.4)Q	4(1)
4 Oleksak, Erin	SR Marian (Ind.)	13.78 (+0.2)Q	1(1)
5 Abu, Joy	JR William Carey	13.78 (+0.2)q	1(2)
6 Carter, Emerald	JR Xavier-Louisi	13.90 (+1.5)q	3(2)
7 Mensah, Doris	FR Cumberland (13.90 (+2.4)q	4(2)
8 Beyioku-Alase, Tashina	SO Dillard	13.96 (+1.8)Q	5(1)
9 Scott, Tre'Breh	SO Central Meth	14.01 (+2.9)q	2(2)
10 Kelly, Madigan	SO Lewis-Clark	14.08 (+2.9)	2(3)
11 Mendez, Irmiris	SO Southeastern	14.12 (+2.9)	2(4)
12 Sakeuh, Patience	JR Taylor	14.16 (+1.5)	3(3)
13 Rodencal, Adrianna	FR Concordia (N	14.18 (+0.2)	1(3)
14 Jackson, Faith	JR Siena Heights	14.18 (+1.8)	5(2)
15 Thomas, Nisa	JR Hastings	14.18 (+2.4)	4(3)
16 Wisby, Trinity	FR Langston	14.19 (+2.4)	4(4)
17 Pogue, Kiya	SO Indiana Tech	14.20 (+1.8)	5(3)
18 Jones, Katlyn	JR Indiana Tech	14.32 (+0.2)	1(4)
19 Altum, Audrey	SR Taylor	14.35 (+1.8)	5(4)
20 Bell, Tajanique	SR Baker	14.37 (+2.4)	4(5)
21 Latchinson, An'Janae	FR William Carey	14.51 (+1.8)	5(5)
22 Wrzesinski, Wrenzi	JR Dickinson St.	14.54 (+2.9)	2(5)
23 Williams, Yasmyne	FR Florida Memo	14.65 (+0.2)	1(5)
24 Harris, Jade	FR Xavier-Louisi	14.66 (+1.5)	3(4)
25 Rowe, Jaida	FR Hastings	14.67 (+1.5)	3(5)
26 McColly, Kaitlyn	SO Dickinson St.	14.69 (+0.2)	1(6)
27 Bagarus, Rylin	SR Bethel (Ind.)	14.69 (+2.9)	2(6)
28 Sargent, Taylor	SR Valley City St	14.75 (+2.9)	2(7)

#15 Women's 100m Hurdles (cont'd)

2:00 PM (Day 2): (Top 1 per Heat + next 4 advance)

Prelims

Pl Name	Yr Team	Time	H(Pl)
29 Hillen, Natalea	JR Point Park	14.76 (+0.2)	1(7)
30 Judd, Theresa	SO Aquinas	14.77 (+2.4)	4(6)
31 Siefert, Kiana	FR Taylor	14.81 (+2.4)	4(7)
32 Harris, Shavonte	JR Friends	14.85 (+2.9)	2(8)
33 Sauvakacolo, Fane	JR Dakota State	14.99 (+1.8)	5(6)
34 Coleman, Kyla	FR Xavier-Louisi	15.11 (+1.5)	3(6)
George, Ashinee	JR Mount Marty	DNF (NW)	5
Young, Daila	FR Dillard	DQ (NW)	1
DiVeronica, Emma	SO St. Thomas (FS (NW)	5
Newman, Keiana	JR Friends	DNS (NW)	3

#8 Women's 800 Meters

R Championship 2:02.12 Helen Crofts 2011


2:30 PM (Day 2): (Top 2 per Heat + next 3 advance)

Prelims

Pl Name	Yr Team	Time	H(Pl)
1 Sauder, Kylie	SO Grace	2:09.82Q	2(1)
2 MacGillivray, Holly	SO British Colum	2:10.09Q	2(2)
3 Mortimer, Rachel	SO British Colum	2:11.05Q	3(1)
4 Voyles, Lisa	JR Indiana Tech	2:11.27q	2(3)
5 Wiley, Addy	FR Huntington	2:11.41Q	1(1)
6 Cobo, Caroline	JR Benedictine (2:11.77q	2(4)
7 Palmgren, Ellen	JR The Master's	2:12.42Q	3(2)
8 Whitney, Maggie	SR Aquinas	2:12.55Q	1(2)
9 Herbes, Michelle	SR Eastern Oreg	2:13.24q	3(3)
10 Shirts, Abbey	SO College of Ida	2:13.27	1(3)
11 Pingel, Annika	SR Doane	2:13.90	3(4)
12 Hahlbeck, Jena	SR Park U.	2:14.59	1(4)
13 Mitchell, Lauryn	SO Eastern Oreg	2:15.14	2(5)
14 Simancas, Maria	JR William Carey	2:16.15	1(5)
15 Pinkerton, Veronica	JR Hastings	2:16.40	1(6)
16 Gagnon, Alyssa	SR St. Thomas (2:16.47	3(5)
17 Jolley, Cailen	SR Oklahoma Cit	2:17.15	2(6)
18 Esch, Jenna	SO Concordia (N	2:17.32	1(7)
19 Hulstedt, Anna	JR Grace	2:19.58	3(6)
20 Yelton, Jaymee	SO Huston-Tillots	2:19.77	2(7)
21 Barton, Skylah	SO Xavier-Louisi	2:20.17	2(8)
22 Johnson, Suzie	FR The Master's	2:23.21	3(7)
23 Vidales, Rianna	SR Texas Wesle	2:23.37	3(8)

NAIA OUTDOOR TRACK & FIELD CHAMPIONSHIPS

Marion, IN
Indiana Wesleyan University
5/24/2023 - 5/26/2023



OFFICIAL MEET REPORT
printed: 5/26/2023 5:42 PM

RESULTS

#2 Women's 100 Meters

R Championship 11.28 Jura Levy 2014

3:20 PM (Day 2): (Top 2 per Heat + next 3 advance)

Prelims

Pl Name	Yr Team	Time	H(Pl)
1 Wilson, Denai	SR Florida Memo	11.54 (+2.6)Q	3(1)
2 Davis, Talayla	JR Life	11.56 (+0.3)Q	2(1)
3 Myles, Salieci	SO William Carey	11.65 (+2.6)Q	3(2)
4 Linton, Machaeda	FR William Carey	11.68 (+3.5)Q	1(1)
5 Busker, Alyssa	JR Trinity Christi	11.70 (+3.5)Q	1(2)
6 Williams, Jaelynn	SO Texas Wesle	11.74 (+3.5)q	1(3)
7 Boyd, Alexia	JR Campbellsvill	11.74 (+2.6)q	3(3)
8 Warthen, Jamaya	SO Indiana Tech	11.75 (+2.6)q	3(4)
9 Sobkowich, Hanna	SO British Colum	11.77 (+0.3)Q	2(2)
10 Smith, Tyese	FR William Carey	11.85 (+3.5)	1(4)
11 Davis, Sabrina	SO Warner	11.85 (+2.6)	3(5)
12 Jack, Latavia	SO Mobile	11.85 (+0.3)	2(3)
13 Turner, Kynneddy	SO Xavier-Louisi	11.88 (+3.5)	1(5)
14 Byrd, Kevell	SO Dillard	11.91 (+0.3)	2(4)
15 Pogue, Kiya	SO Indiana Tech	11.96 (+3.5)	1(6)
16 Canfall, Toni	SR Southeastern	11.99 (+3.5)	1(7)
17 Joshua, Meghan	FR Dillard	12.03 (+3.5)	1(8)
18 Cartwright, Malaisha	SR UNT-Dallas	12.09 (+2.6)	3(6)
19 Hanna, Destiny	FR Brewton-Park	12.10 (+0.3)	2(5)
20 Raney, Gretchen	SO St. Mary (Kan	12.15 (+2.6)	3(7)
21 Kyle, Taylor	SO Indiana Tech	12.16 (+0.3)	2(6)
22 Rastad, Emma	JR British Colum	12.20 (+2.6)	3(8)
23 Smith-Speed, Maya	JR Life	12.34 (+0.3)	2(7)
24 Matthews, Ta'nijal	SR Dillard	12.40 (+3.5)	1(9)
25 Mackey, Brandy	SO Voorhees	12.69 (+0.3)	2(8)
26 Clayton, Gizel	FR Central Meth	13.02 (+0.3)	2(9)

#6 Women's 400 Meters

R Championship 51.44 Fatima Yusuf 1996

4:00 PM (Day 2): (Top 2 per Heat + next 12 advance)

Prelims

Pl Name	Yr Team	Time	H(Pl)
1 Idamadudu, Praise	SO Cumberland (53.71q	1(1)
2 Grenyion, Soyinne	JR Indiana Tech	55.40q	1(2)
3 Florvilus, Brianna	SR Life	55.64q	2(1)
4 Irby, Jo'Deci	JR Indiana Tech	55.71q	1(3)
5 Butler, Gabbi	JR St. Ambrose	55.85q	1(4)
6 Jones, Charity	SO Madonna	56.05q	2(2)
7 Carter, Kiara	SO Olivet Nazare	56.07q	1(5)
8 Byrd, Kevell	SO Dillard	56.27q	2(3)
9 Richman, Sabrina	SR Life	56.36q	3(1)
10 Davis, Calli	JR Mount Marty	56.50q	3(2)

#6 Women's 400 Meters (cont'd)

4:00 PM (Day 2): (Top 2 per Heat + next 12 advance)

Prelims

Pl Name	Yr Team	Time	H(Pl)
11 Lawrence, Oluwafikayomi	JR Southeastern	56.57q	2(4)
12 Bruno, Mara	JR St. Francis (Ill	56.75q	1(6)
13 Rowland, Allena	FR Clarke	56.76q	3(3)
14 Burke, Eryn	SO Vanguard	57.38q	3(4)
15 Camilo-Montenegro, Darly	JR Central Meth	57.77q	2(5)
16 Shamsid-Deen, Sadiya	FR Mobile	57.85q	3(5)
17 Moody, Kayla	JR Indiana Tech	57.89q	2(6)
18 Kramer, Kennedy	SO Northwestern	57.90q	3(6)
19 Yelton, Jaymee	SO Huston-Tillots	58.05	2(7)
20 Smith, Cayla	JR British Colum	58.05	1(7)
21 Blaylock, Kendra	SO Friends	58.12	3(7)
22 Battershell, Rachel	SR Concordia (N	58.37	1(8)
23 Olson, Jewel	SO Dickinson St.	59.80	2(8)
Caurthens, Samaya	SO Keiser	DQ	1
Alven, Jakarri	SO Aquinas	FS	2
Mongwe, Nikiwe	SO MidAmerica	DNS	3

#22 Women's 5000m Walk

R Championship 23:19.91 Nicola Evangelista 2011

4:45 PM (Day 2):


Pl Name	Yr Team	Time	Pts
1 Lundman, Olivia	SO British Colum	23:24.98	10
2 Trefts, Izabelle	SO Columbia (S.	24:40.04	8
3 Lu, Joean	SR British Colum	24:49.06	6
4 Cardle, Cassidy	JR British Colum	26:01.95	5
5 Heiser-Whately, Victoria	SR Columbia (S.	27:17.14	4
6 Colino, Ainhoa	FR Columbia (S.	27:40.82	3
7 Heiser-Whately, Jessica	SR Columbia (S.	27:40.97	2
8 Thompson, Paige	SR Grand View	28:08.71	1
9 Morris, Baileigh	SO Central Meth	28:15.56	
10 Dawson, Lauren	JR Concordia (N	28:34.97	
11 Todd, Tara	SR Cumberlands	29:27.20	
12 Morris, Allison	JR Iowa Wesleya	30:02.77	
13 Grogan, Jenna	JR Cumberlands	30:25.35	
14 Hill, Abby	SO Mount Mercy	30:52.20	
15 Younce, Faith	SO Iowa Wesleya	32:05.95	
VanOver, Korissa	JR Indiana Tech	DQ	

#28 Women's 4 x 800m Relay

R Championship 8:43.99 Simon Fraser 2005

NAIA OUTDOOR TRACK & FIELD CHAMPIONSHIPS

Marion, IN
Indiana Wesleyan University
5/24/2023 - 5/26/2023



OFFICIAL MEET REPORT
printed: 5/26/2023 5:42 PM

RESULTS

#28 Women's 4 x 800m Relay (cont'd)

6:10 PM (Day 2):

Finals

Pl	Team	Time	Pts
1	British Columbia (A) 1) Fleming, Elysse SO 2) Pfohl, Amelia SO 3) Mortimer, Rachel SO 4) MacGillivray, Holly SO	8:56.68	10
2	Grace (A) 1) Hulstedt, Anna JR 2) Friesen, Tara SR 3) Plastow, Heather SR 4) Sauder, Kylie SO	8:59.51	8
3	Dordt (A) 1) Buwalda, Shelby FR 2) Stuit, Anmarie SR 3) Heynen, Emilee SO 4) Kooistra, Mika SR	9:01.80	6
4	Indiana Tech (A) 1) Evans, Haven SR 2) Boese, Krista JR 3) Palmer, Mckenna SO 4) Voyles, Lisa JR	9:09.89	5
5	Huntington (A) 1) Brewer, MacKenzie FR 2) Gentz, Abbey FR 3) Wiley, Addy FR 4) Tedder, Emily SO	9:10.21	4
6	St. Mary (Kan.) (A) 1) Walter-Sherretts, Maddy JR 2) Armendariz, Alyssa SR 3) Hiebert, Reagan JR 4) Gregg, Carlie JR	9:13.52	3
7	The Master's (A) 1) Nelson, Emma FR 2) Niednagel, Rebekah FR 3) Johnson, Suzie FR 4) Palmgren, Ellen JR	9:16.77	2
8	Eastern Oregon (A) 1) Nichols, Madelyn SO 2) Mitchell, Lauryn SO 3) Gebhardt, Katie Jo SR 4) Herbes, Michelle SR	9:18.06	1
9	Goshen (A) 1) Chebet, Mercy FR 2) Wellington, Mia JR 3) Alderfer Fisher, Annika JR 4) Cooper, Summer JR	9:28.45	

#12 Women's 5000 Meters

R Championship 16:09.11 Emily Kearney 2021

6:45 PM (Day 2): (Top 6 per Heat + next 4 advance)

Prelims

Pl	Name	Yr	Team	Time	H(Pl)
1	Chebet, Mercy	FR	Goshen	17:43.69Q	2(1)
2	Rohm, Julia	SR	Southeastern	17:44.91Q	1(1)
3	Tingelstad, Ellyse	SO	College of Ida	17:45.71Q	1(2)
4	Bearzi, Alyssa	SO	Milligan	17:45.93Q	2(2)
5	Fredericks, Hannah	SO	The Master's	17:46.05Q	2(3)
6	Beckett, Marley	FR	British Colum	17:46.71Q	2(4)
7	Dewey, Addi	FR	Indiana Wesl	17:47.52Q	2(5)
8	Hiebert, Reagan	JR	St. Mary (Kan)	17:48.65Q	2(6)
9	Ramsey, Allison	JR	St. Francis (Ill)	17:50.98q	2(7)
10	Martin, Sage	SO	College of Ida	17:53.41Q	1(3)
11	Newlove, Katie	SO	British Colum	17:55.80Q	1(4)

#12 Women's 5000 Meters (cont'd)

6:45 PM (Day 2): (Top 6 per Heat + next 4 advance)

Prelims

Pl	Name	Yr	Team	Time	H(Pl)
12	Dominy, Caitlin	SR	Milligan	17:55.86Q	1(5)
13	Timmermans, Emma	SO	Hope Int'l	17:56.37q	2(8)
14	Adler, Hannah	SR	Aquinas	17:58.54Q	1(6)
15	Figueira, Kahea	SO	College of Ida	17:59.69q	2(9)
16	Cocking, Louise	JR	Oklahoma Cit	18:05.76q	1(7)
17	Barrett, Elizabeth	FR	Indiana Wesl	18:12.03	1(8)
18	Doorenspleet, Zoe	SO	British Colum	18:12.73	2(10)
19	Allison, Danielle	JR	Tabor	18:52.63	1(9)
	Nootbaar, Autumn	SR	The Master's	DNS	1

#26 Women's 4 x 400m Relay

R Championship 3:33.46 Southern-New Orleans 1994

8:15 PM (Day 2): (Top 1 per Heat + next 5 advance)

Prelims

Pl	Team	Time	H(Pl)
1	Indiana Tech (A) 1) Moody, Kayla JR 2) Irby, Jo'Deci JR 3) Dexter, Kennia FR 4) Grenyion, Soyinne JR	3:46.76Q	4(1)
2	Southeastern U. (A) 1) Lawrence, Oluwafikayomi JR 2) Canfall, Toni SR 3) Mendez, Irmiris SO 4) Simpson, Namiah SR	3:47.16q	4(2)
3	Olivet Nazarene (A) 1) Carter, Kiara SO 2) Burdine, Carsyn FR 3) Miller, Tera JR 4) Antkoviak, Hannah SO	3:47.24Q	3(1)
4	William Carey (A) 1) Hodges, Feja SR 2) Simancas, Maria JR 3) Spence, LaToria FR 4) Abu, Joy JR	3:49.15q	3(2)
5	Vanguard (A) 1) Betten, Elizabeth FR 2) Dalgity, Brooke SO 3) Burke, Jordyn SO 4) Burke, Eryn SO	3:49.82Q	2(1)
6	Concordia (Neb.) (A) 1) Esch, Jenna SO 2) Noble, Josi FR 3) Tuls, Trinity SO 4) Battershell, Rachel SR	3:49.92Q	1(1)
7	Madonna (A) 1) Jones, Charity SO 2) Wood, Nia SR 3) Carneva, Diamond SR 4) Brown, Jayla SR	3:50.23q	1(2)
8	Dordt (A) 1) Stuit, Anmarie SR 2) Buwalda, Shelby FR 3) Kooistra, Mika SR 4) Heynen, Emilee SO	3:50.81q	2(2)
9	Xavier-Louisiana (A) 1) Bell, Fedjine FR 2) Ford, Ariel JR 3) Carter, Emerald JR 4) Turner, Kynneddy SO	3:51.39q	2(3)

NAIA OUTDOOR TRACK & FIELD CHAMPIONSHIPS

Marion, IN
Indiana Wesleyan University
5/24/2023 - 5/26/2023



OFFICIAL MEET REPORT
printed: 5/26/2023 5:42 PM

RESULTS

#26 Women's 4 x 400m Relay (cont'd)

8:15 PM (Day 2): (Top 1 per Heat + next 5 advance)

Prelims

Pl	Team	Time	H(Pl)
10	Life (A)	3:51.41	1(3)
	1) Magnusdottir, Dagbjort JR		
	2) Richman, Sabrina SR		
	3) Gibson, Najah FR		
	4) Florvilus, Brianna SR		
11	Central Methodist (A)	3:52.15	3(3)
	1) Scott, Tre'Breh SO		
	2) Guilford, Kjirsten FR		
	3) Camilo-Montenegro, Darly JR		
	4) Johnson, Sakoya SO		
12	Marian (Ind.) (A)	3:54.26	4(3)
	1) Thomas, Taylor JR		
	2) Oleksak, Erin SR		
	3) Reuter, Hanna FR		
	4) Mameli, Giorgia SO		
13	Mount Marty (A)	3:55.86	4(4)
	1) Bumbaca-Kuehl, Tianna JR		
	2) Davis, Calli JR		
	3) Even, Alexis FR		
	4) Clark, Elianna SR		
14	British Columbia (A)	3:56.17	2(4)
	1) Smith, Cayla JR		
	2) Rastad, Emma JR		
	3) Campbell, Mackenzie SO		
	4) Fleming, Elysse SO		
15	Keiser (A)	3:56.29	2(5)
	1) Caurthens, Samaya SO		
	2) Gripacus, Melissa FR		
	3) Marc, Marie SO		
	4) Fleurimond, Shanice FR		
16	Eastern Oregon (A)	3:56.53	1(4)
	1) Chavarria, Yahaira SO		
	2) Peck, Sydney FR		
	3) Mitchell, Lauryn SO		
	4) Bayes, Morgan SR		
17	Northwestern (Iowa) (A)	3:56.57	2(6)
	1) Sterk, Savonne JR		
	2) Blum, Emma FR		
	3) Kramer, Kennedy SO		
	4) Lux, Jasmine FR		
18	Lewis-Clark (A)	3:57.14	1(5)
	1) Grogan, Anika JR		
	2) Hathaway, Sara JR		
	3) Carpenter, Jennah SO		
	4) Collins, Emily FR		
19	Indiana Wesleyan (A)	3:57.51	4(5)
	1) Hawk, Ally FR		
	2) Wadley, Erin SO		
	3) Maas, Kyras FR		
	4) Ely, Kailyn JR		
20	Florida Memorial (A)	3:57.70	3(4)
	1) Sangster, Anitria SR		
	2) Brown, Monique JR		
	3) Wilson, Denai SR		
	4) Bazilio, Qunizel JR		
21	Cumberland (Tenn.) (A)	3:59.28	4(6)
	1) Mutandwa, Leesa FR		
	2) Mensah, Doris FR		
	3) Muoghalu, Ifunanya FR		
	4) Idamadudu, Praise SO		
22	Campbellsville (A)	3:59.93	1(6)
	1) Young, Victoria FR		
	2) Douglas, KaNiya FR		
	3) Johnson, Jaci FR		
	4) Schofield, Alexia SO		
23	Westmont (A)	4:00.57	3(5)
	1) Phillips, McKenna FR		
	2) Williams, Charlotte FR		
	3) Rodrigues, Jaiden SO		
	4) Keck, Siena SR		

#26 Women's 4 x 400m Relay (cont'd)

8:15 PM (Day 2): (Top 1 per Heat + next 5 advance)

Prelims

Pl	Team	Time	H(Pl)
24	Mobile (A)	4:03.20	1(7)
	1) Pines, Yasmin SO		
	2) Pratt, Raven FR		
	3) Edwards, Shawnessy SR		
	4) Shamsid-Deen, Sadiya FR		
25	MidAmerica Nazarene (A)	4:03.30	4(7)
	1) Solir, Daizy SO		
	2) Nicholson, Janiah SO		
	3) Lassiter, Destiny FR		
	4) Jenkins, Jocelyn FR		
26	Grace (A)	4:03.39	3(6)
	1) Adkins, Olivia FR		
	2) Huley, Zoe JR		
	3) Hulstedt, Anna JR		
	4) Friesen, Tara SR		
27	St. Ambrose (A)	4:08.46	2(7)
	1) Jansett, Megan SR		
	2) Butler, Gabbi JR		
	3) Knecht, Jadie JR		
	4) Crippes, Paige SO		
	Aquinas (A)	DNS	3
	1) McMillan, Ronnie SO		
	2) Alven, Jakarri SO		
	3) Whitney, Maggie SR		
	4) Hopkins, Janiyah FR		

#38 Women's Shot Put


R Championship 18.17m Vivian Chukwuemeka 2002

2:30 PM (Day 2):

Pl	Name	Yr	Team	Mark	F(Pl)	Pts
1	Ledbetter, Maggie	SR	Eastern Ore	15.47m	3(1)	10
2	Davis, Levonis	SR	Life	14.76m	3(2)	8
3	Nagel, Kori	SO	Dickinson St.	14.73m	3(3)	6
4	Kara, Princess	JR	Indiana Wesl	14.28m	3(4)	5
5	Caspersen, Claire	SO	St. Mary (Neb	14.07m	3(5)	4
6	Watson, Daveina	SO	Cumberland (14.05m	3(6)	3
7	Beard, Baylee	FR	Central Meth	14.03m	2(1)	2
8	Benjamin, Arriana	SR	Marian (Ind.)	13.98m	3(7)	1
9	Miller, Annah	JR	St. Ambrose	13.91m	2(2)	
10	Florentin, Fedra	SO	Mobile	13.76m	2(3)	
11	Wagner, Hope	JR	Briar Cliff	13.76m	3(8)	
12	French, Katie	SR	William Wood	13.63m	2(4)	
13	Hubbard, Traia	SR	Dakota State	13.57m	1(1)	
14	Batts, Daryn	JR	Oklahoma Cit	13.49m	2(5)	
15	Pokorney, Kamryn	JR	Concordia (N	13.38m	1(2)	
16	Nail, Bre	JR	Mount Mercy	13.31m	3(9)	
17	Tyler, Asia	JR	Hastings	13.24m	2(6)	
18	Anderson, Kiara	JR	Hastings	13.12m	2(7)	
19	Baucom, Alivia	FR	Doane	12.95m	3(10)	
20	Barnes, Markalah	JR	Bethel (Ind.)	12.87m	1(3)	
21	Korte, Lena	SO	Concordia (Mi	12.78m	3(11)	
22	Dadson, Michelle	SO	British Colum	12.73m	2(8)	
23	Hunter, Brianna	SR	Iowa Wesleya	12.71m	2(9)	
24	Krohe, Lana	SO	Olivet Nazare	12.70m	1(4)	

NAIA OUTDOOR TRACK & FIELD CHAMPIONSHIPS

Marion, IN
Indiana Wesleyan University
5/24/2023 - 5/26/2023



OFFICIAL MEET REPORT
printed: 5/26/2023 5:42 PM

RESULTS

#38 Women's Shot Put (cont'd)

2:30 PM (Day 2):

Pl	Name	Yr	Team	Mark	F(Pl)	Pts
25	Gronseth, Lila	JR	Dakota Wesle	12.69m	1(5)	
26	Lotz, Victoria	SO	MidAmerica	12.64m	1(6)	
27	Barber, Laurel	JR	Ottawa	12.49m	1(7)	
28	Magnuson, Abby	JR	Dakota Wesle	12.27m	1(8)	
29	Powers, Kaylyn	SO	Hannibal-LaG	12.05m	1(9)	
30	Albright, Danielle	SR	Life	11.47m	2(10)	
31	Herron, Star	SO	College of Ida	10.94m	1(10)	

#36 Women's Triple Jump

R Championship 13.30m Yvette French 1997

5:30 PM (Day 2):

Pl	Name	Yr	Team	Mark	F(Pl)	Pts
1	Linton, Machaeda	FR	William Carey	12.52m (+0.2)	3(1)	10
2	Norwood, Jai-Lyn	SR	Marian (Ind.)	12.51m (+3.8)	3(2)	8
3	Copeland, Destiny	SR	Huntington	12.32m (+4.1)	3(3)	6
4	Jones, Nevagant	JR	William Carey	12.28m (+1.1)	3(4)	5
5	Macdonald, Allison	JR	British Colum	12.19m (+1.4)	3(5)	4
6	Hall, Myesha	SO	Truett-McCon	12.17m (+1.9)	2(1)	3
7	Gakeri, Jessica	SO	Montreat	12.12m (+3.5)	2(2)	2
8	Schofield, Alexia	SO	Campbellsvill	12.11m (+1.3)	3(6)	1
9	Dorsey, Ahmia	JR	Langston	11.93m (+2.3)	2(3)	
10	Ford, Miyah	SR	Southeastern	11.93m (+1.8)	1(1)	
11	Pfefferkorn, Makala	SO	Indiana Koko	11.92m (+3.2)	1(2)	
12	Veals, Chasity	SO	Langston	11.77m (+2.3)	3(7)	
13	Mack, Alana	SR	Cumberland (11.66m (+3.2)	3(8)	
14	Walters, Naomi	JR	Marian (Ind.)	11.60m (+1.6)	2(4)	
15	Harrison, Amia	SO	St. Xavier	11.59m (+1.8)	1(3)	
16	Zywina, Sydnie	FR	Lewis-Clark	11.56m (+1.7)	3(9)	
17	Miller, Olivia	SR	Carlow	11.48m (+2.9)	1(4)	
18	Rowe, Rachel	SR	Dillard	11.47m (+2.2)	2(5)	
19	Wilson, Zaniyah	FR	William Carey	11.46m (+2.7)	1(5)	
20	Graham, Andreana	SO	Florida Memo	11.45m (+3.5)	2(6)	
21	Laudermilch, Blessing	JR	Indiana Wesl	11.43m (+1.9)	3(10)	
22	Xayarath, Erica	JR	Huntington	11.41m (+2.7)	1(6)	
23	Tutt-Mootouo, Meeyesha	FR	Wiley	11.40m (+2.7)	1(7)	
23	Browne, Princess	SO	Multnomah	11.40m (+2.2)	2(7)	
25	Samuel, Blessing	FR	Cumberland (11.38m (+2.6)	1(8)	
26	Williams, Xaniah	JR	Webber	11.37m (+3.5)	1(9)	
27	Garrett, Josie	FR	Doane	11.17m (+4.0)	2(8)	
28	Goss, Aniecia	SO	Tennessee W	11.12m (+2.6)	2(9)	
29	Leuthold, Abigail	JR	Webber	10.97m (+2.3)	2(10)	
30	Jones, Alexis	JR	Jessup	10.86m (+2.2)	1(10)	
31	Cordova, Zoe	SO	Xavier-Louisi	10.37m (+1.6)	2(11)	

#20 Women's 3000m Steeple

R Championship 10:12.31 Justyna Mudy 2009

1:00 PM (Day 3):

Finals

Pl	Name	Yr	Team	Time	Pts
1	Martin, Sage	SO	College of Ida	10:17.90	10
2	Miller, Evie	SR	St. Francis (In	10:32.43	8
3	Hennessey, Jamie	SR	British Colum	10:34.07	6
4	Armandariz, Alyssa	SR	St. Mary (Kan	10:37.32	5
5	Vanderwall, Ahna	JR	Taylor	10:46.56	4
6	Hiebert, Riley	JR	St. Mary (Kan	10:52.49	3
7	Mauer, Larissa	SR	College of Ida	10:54.81	2
8	Dimond, Ellie	JR	William Wood	10:56.61	1
9	Lawson, Morgan	SR	Grand View	11:10.30	
10	Reed, Mia	JR	Missouri Bapt	11:12.00	
11	Mallory, Jenna	SR	Montreat	11:12.07	
12	Kuperus, Elyse	SR	Dordt	11:13.85	
13	Johnson, Meredith	SR	Lindsey Wilso	11:16.59	
14	Giles, Caroline	JR	Friends	11:28.03	

#24 Women's 4 x 100m Relay

R Championship 44.32 Central State 1994


1:40 PM (Day 3):

Finals

Pl	Team	Time	Pts
1	William Carey (A)	45.07	10
	1) Smith, Tyeese FR		
	2) Linton, Machaeda FR		
	3) Myles, Salieci SO		
	4) Abu, Joy JR		
2	Life (A)	45.22	8
	1) Darby, Kayce FR		
	2) Davis, Talayla JR		
	3) Perkins, Alexia JR		
	4) Smith-Speed, Maya JR		
3	Cumberland (Tenn.) (A)	45.82	6
	1) Mensah, Doris FR		
	2) Mack, Alana SR		
	3) Samuel, Blessing FR		
	4) Idamadudu, Praise SO		
4	Southeastern U. (A)	46.16	5
	1) Mendez, Irmiris SO		
	2) Lawrence, Oluwafikayomi JR		
	3) Simpson, Namiah SR		
	4) Canfall, Toni SR		
5	Vanguard (A)	46.17	4
	1) Jackson, Dorothy JR		
	2) Johnson, Armiyah JR		
	3) Burke, Jordyn SO		
	4) Burke, Eryn SO		
6	Dillard (A)	46.24	3
	1) Burton, Tori FR		
	2) Byrd, Kevell SO		
	3) Matthews, Ta'nijal SR		
	4) Joshua, Meghan FR		
7	Madonna (A)	46.30	2
	1) Jones, Anaiya JR		
	2) Jones, Charity SO		
	3) Wood, Nia SR		
	4) Brown, Jayla SR		

NAIA OUTDOOR TRACK & FIELD CHAMPIONSHIPS

Marion, IN
Indiana Wesleyan University
5/24/2023 - 5/26/2023



OFFICIAL MEET REPORT
printed: 5/26/2023 5:42 PM

RESULTS

#24 Women's 4 x 100m Relay (cont'd)

1:40 PM (Day 3):

Finals

Pl	Team	Time	Pts
8	Mobile (A)	46.49	1
	1) Edwards, Myla JR	2) Mansur, Samantha SR	
	3) Jack, Latavia SO	4) Jackson, Jerenie SO	
9	Indiana Tech (A)	46.50	

#10 Women's 1500 Meters

R Championship 4:14.38 Anna Shields 2018

2:00 PM (Day 3):

Finals

Pl	Name	Yr Team	Time	Pts
1	Wiley, Addy	FR Huntington	4:14.56	10
2	MacGillivray, Holly	SO British Colum	4:22.59	8
3	Little Light, Sydney	SR Rocky Mount	4:26.78	6
4	Shirts, Abbey	SO College of Ida	4:28.48	5
5	Cobo, Caroline	JR Benedictine (4:33.69	4
6	Haecker, Rylee	JR Concordia (N	4:33.84	3
7	Pineda, Ana	SR St. Francis (Ill	4:35.67	2
8	Kearney, Ellen-Mary	FR Milligan	4:35.70	1
9	Plastow, Heather	SR Grace	4:35.97	
10	Pfohl, Amelia	SO British Colum	4:37.25	
11	Muterspaw, Emma	SO Taylor	4:42.70	
12	Tedder, Emily	SO Huntington	4:43.72	

#15 Women's 100m Hurdles

R Championship 13.28 Crystal Bardge 2012

2:20 PM (Day 3):

Finals

Pl	Name	Yr Team	Time	Pts	Wind: (+1.6)
1	Myles, Salieci	SO William Carey	13.28	10	
2	Clayton, Gizel	FR Central Meth	13.38	8	
3	Antkoviak, Hannah	SO Olivet Nazare	13.61	6	
4	Carter, Emerald	JR Xavier-Louisi	13.78	5	
5	Mensah, Doris	FR Cumberland (13.81	4	
6	Oleksak, Erin	SR Marian (Ind.)	13.84	3	
7	Beyioku-Alase, Tashina	SO Dillard	13.90	2	
8	Abu, Joy	JR William Carey	14.38	1	
	Scott, Tre'Breh	SO Central Meth	DNF		

#2 Women's 100 Meters

R Championship 11.28 Jura Levy 2014

#2 Women's 100 Meters (cont'd)

2:50 PM (Day 3):

Finals

Pl	Name	Yr Team	Time	Pts	Wind: (+0.5)
1	Davis, Talayla	JR Life	11.39	10	
2	Busker, Alyssa	JR Trinity Christi	11.66	8	
3	Linton, Machaeda	FR William Carey	11.71	6	
4	Sobkowich, Hanna	SO British Colum	11.77	5	
5	Wilson, Denai	SR Florida Memo	11.78	4	
6	Myles, Salieci	SO William Carey	11.80	3	
7	Williams, Jaelynn	SO Texas Wesle	11.85	2	
8	Warthen, Jamaya	SO Indiana Tech	11.90	1	
9	Boyd, Alexia	JR Campbellsvill	11.96		

#18 Women's 400m Hurdles

R Championship 55.14 Deon Hemmings 1993

3:10 PM (Day 3):

Finals

Pl	Name	Yr Team	Time	Pts
1	Antkoviak, Hannah	SO Olivet Nazare	56.71	10
2	Abu, Joy	JR William Carey	59.12	8
3	Burke, Jordyn	SO Vanguard	1:00.81	6
4	Wrzesinski, Wrenzi	JR Dickinson St.	1:01.22	5
5	Britt, Ashley	SR Lewis-Clark	1:02.18	4
6	Perry, JayOnna	FR Ottawa	1:02.30	3
7	Ambuul, Alison	SO Benedictine (1:02.69	2
8	Simpson, Namiah	SR Southeastern	1:02.70	1
9	Bell, Tajanique	SR Baker	1:02.84	

#6 Women's 400 Meters

R Championship 51.44 Fatima Yusuf 1996


3:30 PM (Day 3):

Finals

Pl	Name	Yr Team	Time	H(Pl)	Pts
1	Idamadudu, Praise	SO Cumberland (53.28	2(1)	10
2	Florvilus, Brianna	SR Life	54.37	2(2)	8
3	Grenyion, Soyinne	JR Indiana Tech	55.08	2(3)	6
4	Jones, Charity	SO Madonna	55.43	2(4)	5
5	Butler, Gabbi	JR St. Ambrose	55.46	1(1)	4
6	Irby, Jo'Deci	JR Indiana Tech	55.70	1(2)	3
7	Carter, Kiara	SO Olivet Nazare	56.37	1(3)	2
8	Battershell, Rachel	SR Concordia (N	57.41	1(4)	1
9	Davis, Calli	JR Mount Marty	57.78	2(5)	
	Richman, Sabrina	SR Life	DQ		2

NAIA OUTDOOR TRACK & FIELD CHAMPIONSHIPS

Marion, IN
Indiana Wesleyan University
5/24/2023 - 5/26/2023



OFFICIAL MEET REPORT
printed: 5/26/2023 5:42 PM

RESULTS

#8 Women's 800 Meters

R Championship 2:02.12 Helen Crofts 2011

3:50 PM (Day 3):

Finals

Pl Name	Yr Team	Time	Pts
1 Wiley, Addy	FR Huntington	2:04.29	10
2 Voyles, Lisa	JR Indiana Tech	2:08.25	8
3 Mortimer, Rachel	SO British Colum	2:08.42	6
4 Sauder, Kylie	SO Grace	2:09.53	5
5 MacGillivray, Holly	SO British Colum	2:09.95	4
6 Whitney, Maggie	SR Aquinas	2:11.12	3
7 Herbes, Michelle	SR Eastern Oreg	2:11.56	2
8 Palmgren, Ellen	JR The Master's	2:11.71	1
9 Cobo, Caroline	JR Benedictine (2:13.17	

#4 Women's 200 Meters

R Championship 22.98 Raheema Westfall 2022

4:10 PM (Day 3):

Finals

Pl Name	Yr Team	Time	Pts
1 Idamadudu, Praise	SO Cumberland (23.60	10
2 Wilson, Denai	SR Florida Memo	23.68	8
3 Davis, Talayla	JR Life	23.79	6
4 Busker, Alyssa	JR Trinity Christi	23.88	5
5 Byrd, Kevell	SO Dillard	24.05	4
6 Warthen, Jamaya	SO Indiana Tech	24.18	3
7 Sobkovich, Hanna	SO British Colum	24.23	2
8 Turner, Kynneddy	SO Xavier-Louisi	24.28	1
9 Richman, Sabrina	SR Life	25.49	

#12 Women's 5000 Meters

R Championship 16:09.11 Emily Kearney 2021

4:30 PM (Day 3):

Finals

Pl Name	Yr Team	Time	Pts
1 Newlove, Katie	SO British Colum	16:57.35	10
2 Rohm, Julia	SR Southeastern	17:08.15	8
3 Tingelstad, Ellyse	SO College of Ida	17:10.24	6
4 Hiebert, Reagan	JR St. Mary (Kan	17:20.93	5
5 Beckett, Marley	FR British Colum	17:22.71	4
6 Dewey, Addi	FR Indiana Wesl	17:31.62	3
7 Chebet, Mercy	FR Goshen	17:33.40	2
8 Martin, Sage	SO College of Ida	17:33.95	1
9 Timmermans, Emma	SO Hope Int'l	17:35.89	
10 Fredericks, Hannah	SO The Master's	17:37.75	
11 Bearzi, Alyssa	SO Milligan	17:42.23	
12 Cocking, Louise	JR Oklahoma Cit	17:42.58	

#12 Women's 5000 Meters (cont'd)

4:30 PM (Day 3):

Finals

Pl Name	Yr Team	Time	Pts
13 Adler, Hannah	SR Aquinas	17:57.09	
14 Dominy, Caitlin	SR Milligan	18:04.51	
15 Figueira, Kahea	SO College of Ida	18:11.97	
16 Ramsey, Allison	JR St. Francis (Ill	18:23.64	

#26 Women's 4 x 400m Relay

R Championship 3:33.46 Southern-New Orleans 1994

5:15 PM (Day 3):

Finals

Pl Team	Time	Pts
1 Indiana Tech (A)	3:43.01	10
1) Moody, Kayla JR		
2) Irby, Jo'Deci JR		
3) Grenyion, Soyinne JR		
4) Voyles, Lisa JR		
2 William Carey (A)	3:44.07	8
1) Hodges, Feja SR		
2) Simancas, Maria JR		
3) Jones, Nevagant JR		
4) Abu, Joy JR		
3 Olivet Nazarene (A)	3:45.63	6
1) Carter, Kiara SO		
2) Burdine, Carsyn FR		
3) Miller, Tera JR		
4) Antkoviak, Hannah SO		
4 Southeastern U. (A)	3:46.27	5
1) Lawrence, Oluwafikayomi JR		
2) Canfall, Toni SR		
3) Mendez, Irmiris SO		
4) Simpson, Namiah SR		
5 Vanguard (A)	3:48.73	4
1) Betten, Elizabeth FR		
2) Dalgity, Brooke SO		
3) Burke, Jordyn SO		
4) Burke, Eryn SO		
6 Madonna (A)	3:49.21	3
1) Jones, Charity SO		
2) Wood, Nia SR		
3) Phillips, Jessica SR		
4) Brown, Jayla SR		
7 Dordt (A)	3:49.51	2
1) Stuit, Anmarie SR		
2) Buwalda, Shelby FR		
3) Kooistra, Mika SR		
4) Heynen, Emilee SO		
8 Concordia (Neb.) (A)	3:50.06	1
1) Esch, Jenna SO		
2) Noble, Josi FR		
3) Tuls, Trinity SO		
4) Battershell, Rachel SR		
9 Xavier-Louisiana (A)	3:53.45	
1) Bell, Fedjine FR		
2) Ford, Ariel JR		
3) Oladapo, Vanessa SO		
4) Turner, Kynneddy SO		

#40 Women's Discus


R Championship 58.69m Annie Hess 2008

1:00 PM (Day 3):

Pl Name	Yr Team	Mark	F(Pl)	Pts
1 Kara, Princess	JR Indiana Wesl	52.77m	3(1)	10

NAIA OUTDOOR TRACK & FIELD CHAMPIONSHIPS

Marion, IN
Indiana Wesleyan University
5/24/2023 - 5/26/2023



OFFICIAL MEET REPORT
printed: 5/26/2023 5:42 PM

RESULTS

#40 Women's Discus (cont'd)

1:00 PM (Day 3):

Pl	Name	Yr Team	Mark	F(Pl)	Pts
2	Green, Madison	JR Grand View	47.21m	3(2)	8
3	Sutton, Madison	JR Benedictine (45.83m	3(3)	6
4	Mikottis, Kayla	SO Olivet Nazare	45.73m	2(1)	5
5	Devries, Merideth	SO Indiana Wesl	45.19m	3(4)	4
6	Eden, Jessa	JR Hastings	45.05m	3(5)	3
7	Benjamin, Arriana	SR Marian (Ind.)	45.02m	3(6)	2
8	Horne, DaNya	JR Xavier-Louisi	44.35m	2(2)	1
9	Nagel, Kori	SO Dickinson St.	44.24m	3(7)	
10	Haldorson, Calla	SO Providence (43.26m	1(1)	
11	Miller, Annah	JR St. Ambrose	43.22m	3(8)	
12	Baucom, Alivia	FR Doane	42.96m	1(2)	
13	Anderson, Kiara	JR Hastings	42.54m	3(9)	
14	Lotz, Victoria	SO MidAmerica	42.14m	2(3)	
15	martinez, tatiana	SO Providence (41.95m	1(3)	
16	Miller, Chloe	SR Indiana Wesl	41.91m	2(4)	
17	Hubbard, Traia	SR Dakota State	41.72m	2(5)	
18	French, Katie	SR William Wood	41.39m	2(6)	
19	Delaine, Deja	JR Ottawa	41.36m	1(4)	
20	Bazile, Bryana	JR Loyola-New	41.28m	1(5)	
21	Nichols, Bri	FR Indiana Wesl	41.27m	2(7)	
22	Pedretti, Jessica	SO Jessup	41.00m	1(6)	
23	Painter, Erin	JR Concordia (N	40.92m	3(10)	
24	Lloyd, Emma	FR Concordia (N	40.88m	2(8)	
25	Crowe, Lanae	SO Grace	40.57m	2(9)	
26	Waterway, Taylor	SR Indiana Wesl	40.51m	3(11)	
27	Breuker, Jenna	JR Cornerstone	40.48m	1(7)	
28	Schoonmaker, Sarah	FR Olivet Nazare	40.16m	1(8)	
29	Hirt, Julia	SO Concordia (Mi	39.14m	1(9)	
30	Moore, Iliyah	JR Grand View	37.39m	1(10)	
	Ledbetter, Maggie	SR Eastern Ore	NM	2	

#30 Women's High Jump

R Championship 1.89m Latrese Johnson 1991

2:00 PM (Day 3):

Pl	Name	Yr Team	Mark	Pts
1	Carpenter, Jennah	SO Lewis-Clark	1.74m	10
2	Oleksak, Erin	SR Marian (Ind.)	1.71m	8
3	Butz, Gina	SO Marian (Ind.)	1.71m	6
4	Gilliland, Sidney	SO Graceland	1.68m	5
5	Finke, Renee	SO Central Meth	1.68m	4
6	Stevens, Abi	JR Southern Ore	1.68m	3
7	Valentine, Emma	FR Siena Heights	1.68m	1.5
7	Vander Waal, Jacie	SO Northwestern	1.68m	1.5
9	Newton, Hannah	SO Concordia (N	1.65m	
9	Hume, Abi	JR Indiana Wesl	1.65m	

#30 Women's High Jump (cont'd)

2:00 PM (Day 3):

Pl	Name	Yr Team	Mark	Pts
11	Xayarath, Erica	JR Huntington	1.65m	
12	Lowrie, Jordyn	JR Tabor	1.60m	
12	Lindenmeyer, Carly	JR MidAmerica	1.60m	
12	Becnel, Kaitlyn	JR Loyola-New	1.60m	
12	Axson, Madison	FR Goshen	1.60m	
12	Garrett, Josie	FR Doane	1.60m	
12	Diamond, Kaylee	SO Aquinas	1.60m	
18	Clark, Abby	SO Montana Tec	1.60m	
	Davis, Mariam	SR Southeastern	NH	
	Poulson, Zailee	SO Hastings	NH	
	Landversicht, Jalynn	JR Georgetown (NH	
	Beyioku-Alase, Tashina	SO Dillard	NH	

Women's Scores


Pl	Team	Code	Score
1	British Columbia	BRIT	104
2	William Carey	CARE	71
3	Life	LIFE	50
4	Marian (Ind.)	MAI2	36
4	Indiana Tech	INI2	36
6	Huntington	HUIN	34
7	Cumberland (Tenn.)	CUMB	33
8	Southeastern U.	SOFL	32
8	College of Idaho	COLL	32
10	Olivet Nazarene	OLIL	29
11	Indiana Wesleyan	INI3	22
11	Eastern Oregon	EAOR	22
11	Dickinson St.	DIND	22
14	Columbia (S.C.)	SCCO	17
14	Central Methodist	CEMO	17
16	St. Mary (Kan.)	SMKS	16
17	The Master's	THEM	15
18	Vanguard	VANG	14
18	Lewis-Clark	LEID	14
18	Benedictine (Kan.)	BEKS	14
18	Grand View	GRAN	14
22	Siena Heights	SIMI	13.5
23	Trinity Christian	TRIL	13
23	Grace	GRAC	13
23	Concordia (Neb.)	CONE	13
26	Florida Memorial	FLOR	12
27	Hastings	HAST	11
28	Oregon Tech	OREG	10
28	Truett-McConnell	TRUE	10
28	Madonna	MADO	10

NAIA OUTDOOR TRACK & FIELD CHAMPIONSHIPS

Marion, IN

Indiana Wesleyan University

5/24/2023 - 5/26/2023



OFFICIAL MEET REPORT

printed: 5/26/2023 5:42 PM

RESULTS

Women's Scores (cont'd)

Pl	Team	Code	Score
31	Dillard	DILL	9
32	St. Francis (Ind.)	STIN	8
32	Providence (Great Falls)	PRGF	8
32	Dordt	DORD	8
32	Montana Tech	MTTE	8
32	Southern Oregon	SOOR	8
37	Xavier-Louisiana	XALA	7
37	Taylor	TAYL	7
39	St. Francis (Ill.)	STFR	6
39	Ottawa	OTTA	6
39	Rocky Mountain	ROMT	6
39	Doane	DOAN	6
43	Valley City State	VCSU	5
43	Campbellsville	CAKY	5
43	Graceland	GRIA	5
43	Indiana Kokomo	INKO	5
47	St. Mary (Neb.)	STNE	4
47	Aquinas	AQUI	4
47	Midway	MIDW	4
47	St. Ambrose	STAM	4
51	Tennessee Wesleyan	TNWE	3
51	Mobile	MOBI	3
51	Westmont	WECA	3
54	Goshen	GOSH	2
54	Cornerstone	COM3	2
54	Texas Wesleyan	TXWE	2
54	Multnomah	MULT	2
54	SCAD Savannah	SAVA	2
54	Montreat	MONC	2
60	Northwestern (Iowa)	NOIA	1.5
61	Milligan	MITN	1
61	William Woods	WIM2	1