


NAIA OUTDOOR TRACK & FIELD CHAMPIONSHIPS

Marion, IN
Indiana Wesleyan University
5/22/2024 - 5/24/2024



OFFICIAL MEET REPORT
printed: 5/24/2024 6:57 PM

RESULTS

#42-1 Men's Decathlon 100 Meters

R Championship 10.05 Davidson Ezinwa 1992

10:00 AM (Day 1):

Pl	Name	Yr	Team	Time	H(Pl)	Pts
1	Steenwinkel, Nigel	JR	Cumberlands	10.73 (+1.5)	2(1)	922
2	Mallett, Drew	SO	Culver-Stockt	10.92 (+3.0)	1(1)	878
3	Smith, Ricardo	SO	Brescia	10.98 (+3.0)	1(2)	865
4	Rogers, Logan	SO	Texas Wesle	11.04 (+1.5)	2(2)	852
5	Deitering, Brody	SO	Clarke	11.04 (+3.0)	1(3)	852
6	Schleis, Mason	SR	Mount Marty	11.06 (+1.5)	2(3)	847
7	Miles, Israel	SR	Eastern Ore	11.13 (+3.0)	1(4)	832
8	Davis, TJ	SR	Eastern Ore	11.17 (+1.5)	2(4)	823
9	Blacknall, Montrell	JR	SAGU	11.21 (+3.0)	1(5)	814
10	Roberts, Treshawn	SR	Dakota State	11.22 (+1.5)	2(5)	812
11	Giittinger, Carter	FR	Friends	11.23 (+3.0)	1(6)	810
12	Harms, Andrew	FR	Doane	11.24 (+3.0)	1(7)	808
13	Cary, Hunter	JR	Central Meth	11.28 (+1.5)	2(6)	799
14	Croghan, Addison	FR	Doane	11.56 (+1.5)	2(7)	740
15	Monaco, Tucker	SO	Carroll (Mont.	11.65 (+1.5)	2(8)	721
16	Smith, Ethan	JR	Central Meth	11.88 (+3.0)	1(8)	675

#42-2 Men's Decathlon Long Jump

R Championship 8.16m Ineh Emmanuel 2021

Pl	Name	Yr	Team	Mark	Pts
1	Rogers, Logan	SO	Texas Wesle	6.67m (+3.8)	736
2	Schleis, Mason	SR	Mount Marty	6.56m (+1.2)	711
3	Smith, Ricardo	SO	Brescia	6.55m (-0.5)	709
4	Harms, Andrew	FR	Doane	6.53m (+1.5)	704
5	Roberts, Treshawn	SR	Dakota State	6.44m (+0.1)	684
6	Giittinger, Carter	FR	Friends	6.42m (+4.3)	679
7	Steenwinkel, Nigel	JR	Cumberlands	6.41m (+2.2)	677
8	Miles, Israel	SR	Eastern Ore	6.40m (+0.0)	675
9	Blacknall, Montrell	JR	SAGU	6.35m (+4.5)	664
10	Monaco, Tucker	SO	Carroll (Mont.	6.29m (+3.5)	650
11	Davis, TJ	SR	Eastern Ore	6.17m (+3.7)	624
12	Croghan, Addison	FR	Doane	6.17m (+1.7)	624
13	Mallett, Drew	SO	Culver-Stockt	6.15m (+3.0)	619
14	Cary, Hunter	JR	Central Meth	6.02m (+2.5)	591
15	Deitering, Brody	SO	Clarke	5.92m (+1.7)	569
16	Smith, Ethan	JR	Central Meth	5.61m (+2.6)	504

#42-3 Men's Decathlon Shot Put

R Championship 20.06m Steve Ercegovac 2000

Pl	Name	Yr	Team	Mark	Pts
1	Roberts, Treshawn	SR	Dakota State	13.62m	705
2	Davis, TJ	SR	Eastern Ore	13.52m	699
3	Smith, Ethan	JR	Central Meth	13.09m	673

#42-3 Men's Decathlon Shot Put (cont'd)

Pl	Name	Yr	Team	Mark	Pts
4	Cary, Hunter	JR	Central Meth	12.54m	639
5	Deitering, Brody	SO	Clarke	12.18m	617
6	Smith, Ricardo	SO	Brescia	12.16m	616
7	Giittinger, Carter	FR	Friends	11.32m	565
8	Steenwinkel, Nigel	JR	Cumberlands	11.20m	558
9	Croghan, Addison	FR	Doane	10.76m	531
10	Mallett, Drew	SO	Culver-Stockt	10.65m	525
11	Blacknall, Montrell	JR	SAGU	10.43m	512
12	Miles, Israel	SR	Eastern Ore	10.37m	508
13	Rogers, Logan	SO	Texas Wesle	9.99m	485
14	Schleis, Mason	SR	Mount Marty	9.80m	474
15	Monaco, Tucker	SO	Carroll (Mont.	9.64m	464
16	Harms, Andrew	FR	Doane	9.09m	431

#42-4 Men's Decathlon High Jump

R Championship 2.22m Mike Mason 2006

Pl	Name	Yr	Team	Mark	Pts
1	Blacknall, Montrell	JR	SAGU	1.94m	749
2	Schleis, Mason	SR	Mount Marty	1.91m	723
3	Roberts, Treshawn	SR	Dakota State	1.91m	723
4	Harms, Andrew	FR	Doane	1.85m	670
5	Mallett, Drew	SO	Culver-Stockt	1.85m	670
6	Davis, TJ	SR	Eastern Ore	1.82m	644
6	Cary, Hunter	JR	Central Meth	1.82m	644
8	Smith, Ricardo	SO	Brescia	1.79m	619
9	Monaco, Tucker	SO	Carroll (Mont.	1.79m	619
10	Giittinger, Carter	FR	Friends	1.76m	593
10	Rogers, Logan	SO	Texas Wesle	1.76m	593
12	Miles, Israel	SR	Eastern Ore	1.73m	569
13	Steenwinkel, Nigel	JR	Cumberlands	1.70m	544
14	Deitering, Brody	SO	Clarke	1.70m	544
15	Croghan, Addison	FR	Doane	1.64m	496
16	Smith, Ethan	JR	Central Meth	1.64m	496

#42-5 Men's Decathlon 400 Meters

R Championship 45.07 Devon Morris 1986

Pl	Name	Yr	Team	Time	H(Pl)	Pts
1	Rogers, Logan	SO	Texas Wesle	48.61	2(1)	880
2	Davis, TJ	SR	Eastern Ore	49.47	2(2)	839
3	Schleis, Mason	SR	Mount Marty	49.54	2(3)	836
4	Steenwinkel, Nigel	JR	Cumberlands	49.74	2(4)	827
5	Deitering, Brody	SO	Clarke	50.38	1(1)	797
6	Mallett, Drew	SO	Culver-Stockt	51.38	1(2)	752
7	Miles, Israel	SR	Eastern Ore	51.58	2(5)	743
8	Smith, Ricardo	SO	Brescia	51.74	1(3)	736

NAIA OUTDOOR TRACK & FIELD CHAMPIONSHIPS

Marion, IN
Indiana Wesleyan University
5/22/2024 - 5/24/2024



OFFICIAL MEET REPORT
printed: 5/24/2024 6:57 PM

RESULTS

#42-5 Men's Decathlon 400 Meters (cont'd)

Pl Name	Yr Team	Time	H(Pl)	Pts
9 Cary, Hunter	JR Central Meth	51.79	2(6)	734
10 Giittinger, Carter	FR Friends	52.55	1(4)	701
11 Roberts, Treshawn	SR Dakota State	52.74	2(7)	693
12 Harms, Andrew	FR Doane	52.95	1(5)	684
13 Monaco, Tucker	SO Carroll (Mont.)	53.06	1(6)	679
14 Blacknall, Montrell	JR SAGU	55.07	1(7)	596
15 Smith, Ethan	JR Central Meth	59.02	1(8)	447

#41-1 Women's Outdoor Heptathlon 100m Hurdles

R Championship 13.28 Crystal Bardge 2012

10:30 AM (Day 1):

Pl Name	Yr Team	Time	H(Pl)	Pts
1 McColly, Kaitlyn	JR Dickinson St.	13.90 (+2.7)	1(1)	993
2 Dutchak, Rebecca	JR British Colum	14.15 (+2.7)	1(2)	957
3 Finke, Renee	JR Central Meth	14.22 (+3.9)	4(1)	947
4 Helmuth, Cailyn	SR Bethel (Ind.)	14.81 (+3.1)	2(1)	867
5 Stevens, Abi	SR Southern Ore	14.86 (+2.7)	1(3)	860
6 Grandle, Lizzy	SO Eastern Ore	14.92 (+2.7)	1(4)	852
7 Bedard, Karli	SR Eastern Ore	14.94 (+3.9)	4(2)	850
8 Hines, Mya	FR Cumberlands	14.97 (+3.1)	2(2)	846
9 Odell, Ally	SR Oregon Tech	15.17 (+3.9)	4(3)	819
10 Richert, Amy	SR Concordia (N)	15.18 (+3.9)	4(4)	818
11 Bellamy, Haley	SO Central Meth	15.23 (+1.7)	3(1)	811
12 Clark, Abby	JR Montana Tec	15.35 (+3.1)	2(3)	796
13 Barnes, Emma	SO Montreat	15.51 (+1.7)	3(2)	775
14 Straus, Delaney	SO Culver-Stockt	15.69 (+1.7)	3(3)	753
15 Washington, Adrienne	SO Eastern Ore	15.88 (+3.1)	2(4)	729
16 Noble, Josi	SO Concordia (N)	15.88 (+1.7)	3(4)	729

#41-2 Women's Outdoor Heptathlon High Jump

R Championship 1.89m Latrese Johnson 1991

Pl Name	Yr Team	Mark	Pts
1 Finke, Renee	JR Central Meth	1.73m	891
2 Stevens, Abi	SR Southern Ore	1.70m	855
3 Grandle, Lizzy	SO Eastern Ore	1.67m	818
4 Washington, Adrienne	SO Eastern Ore	1.64m	783
5 Clark, Abby	JR Montana Tec	1.61m	747
6 Helmuth, Cailyn	SR Bethel (Ind.)	1.61m	747
7 Dutchak, Rebecca	JR British Colum	1.61m	747
8 Hines, Mya	FR Cumberlands	1.61m	747
9 Bellamy, Haley	SO Central Meth	1.55m	678
10 Odell, Ally	SR Oregon Tech	1.55m	678
11 Bedard, Karli	SR Eastern Ore	1.55m	678
12 Richert, Amy	SR Concordia (N)	1.55m	678
13 McColly, Kaitlyn	JR Dickinson St.	1.52m	644

#41-2 Women's Outdoor Heptathlon High Jump (cont'd)

Pl Name	Yr Team	Mark	Pts
14 Straus, Delaney	SO Culver-Stockt	1.52m	644
15 Barnes, Emma	SO Montreat	1.46m	577
16 Noble, Josi	SO Concordia (N)	1.46m	577

#41-3 Women's Outdoor Heptathlon Shot Put

R Championship 18.17m Vivian Chukwuemeka 2002

Pl Name	Yr Team	Mark	Pts
1 McColly, Kaitlyn	JR Dickinson St.	11.88m	653
2 Helmuth, Cailyn	SR Bethel (Ind.)	11.70m	641
3 Clark, Abby	JR Montana Tec	11.63m	637
4 Grandle, Lizzy	SO Eastern Ore	11.62m	636
5 Noble, Josi	SO Concordia (N)	11.32m	616
6 Barnes, Emma	SO Montreat	11.31m	616
7 Odell, Ally	SR Oregon Tech	10.96m	592
8 Dutchak, Rebecca	JR British Colum	10.91m	589
9 Richert, Amy	SR Concordia (N)	10.65m	572
10 Stevens, Abi	SR Southern Ore	10.55m	566
11 Finke, Renee	JR Central Meth	10.49m	562
12 Hines, Mya	FR Cumberlands	10.06m	533
13 Bellamy, Haley	SO Central Meth	9.88m	522
14 Washington, Adrienne	SO Eastern Ore	9.73m	512
15 Bedard, Karli	SR Eastern Ore	9.59m	503
16 Straus, Delaney	SO Culver-Stockt	8.89m	457

#41-4 Women's Outdoor Heptathlon 200 Meters

R Championship 22.98 Raheema Westfall 2022

Pl Name	Yr Team	Time	H(Pl)	Pts
1 Dutchak, Rebecca	JR British Colum	25.25 (NW)	2(1)	864
2 Clark, Abby	JR Montana Tec	25.43 (NW)	2(2)	848
3 Hines, Mya	FR Cumberlands	25.52 (NW)	1(1)	840
3 Stevens, Abi	SR Southern Ore	25.52 (NW)	2(3)	840
5 Barnes, Emma	SO Montreat	25.53 (NW)	1(2)	839
6 McColly, Kaitlyn	JR Dickinson St.	25.90 (NW)	2(4)	806
7 Helmuth, Cailyn	SR Bethel (Ind.)	26.03 (NW)	1(3)	795
8 Straus, Delaney	SO Culver-Stockt	26.12 (NW)	2(5)	787
9 Richert, Amy	SR Concordia (N)	26.18 (NW)	1(4)	781
10 Washington, Adrienne	SO Eastern Ore	26.18 (NW)	1(5)	781
11 Noble, Josi	SO Concordia (N)	26.22 (NW)	2(6)	778
12 Finke, Renee	JR Central Meth	26.34 (NW)	1(6)	768
13 Grandle, Lizzy	SO Eastern Ore	26.76 (NW)	2(7)	732
14 Bellamy, Haley	SO Central Meth	26.97 (NW)	2(8)	714
15 Bedard, Karli	SR Eastern Ore	27.00 (NW)	1(7)	712
16 Odell, Ally	SR Oregon Tech	27.53 (NW)	1(8)	668

NAIA OUTDOOR TRACK & FIELD CHAMPIONSHIPS

Marion, IN
Indiana Wesleyan University
5/22/2024 - 5/24/2024



OFFICIAL MEET REPORT
printed: 5/24/2024 6:57 PM

RESULTS

#24 Women's 4 x 100m Relay

R Championship 44.32 Central State 1994

3:00 PM (Day 1): (Top 1 per Heat + next 5 advance)

Prelims

PI Team	Time	H(PI)
1 William Carey (A)	44.70q	2(1)
1) Smith, Tyeese JR		
2) Linton, Machaeda JR		
3) Myles, Salienci SR		
4) McKenzie, Fredricka SR		
2 Indiana Tech (A)	45.05q	1(1)
1) Pogue, Kiya JR		
2) Grenyion, Soyinne SR		
3) Gibson, Derica JR		
4) Warthen, Jamaya JR		
3 Cumberland (Tenn.) (A)	45.07q	3(1)
1) Mensah, Doris SO		
2) Muoghalu, Ifunanya SO		
3) Samuel, Blessing SO		
4) Idamadudu, Praise JR		
4 Dillard (A)	45.84q	3(2)
1) Burton, Tori SO		
2) Byrd, Kevell JR		
3) Matthews, Ta'nijal JR		
4) Flowers, Ta'nyia SO		
5 Columbia Int'l (A)	45.94q	4(1)
1) Johnson, Morgan JR		
2) Johnson, Emma SR		
3) Johnson, Charlette SR		
4) Gregory, Trinyty JR		
6 Vanguard (A)	46.15q	4(2)
1) Burke, Jordyn JR		
2) Burke, Eryn JR		
3) Dalgity, Brooke JR		
4) Betten, Elizabeth SO		
7 Huston-Tillotson (A)	46.33q	3(3)
1) Okonji, Dejah SO		
2) Johnson, Ayanna FR		
3) Booker, Chaleica FR		
4) White, Jazmyne FR		
8 Xavier-Louisiana (A)	46.38q	3(4)
1) Stoutmire, Hannah JR		
2) Lacey, Nevaeh FR		
3) Mitchell, Jaelyn FR		
4) Turner, Kynnedey JR		
9 Doane (A)	46.53q	1(2)
1) Bothwell, Isabel JR		
2) Mahoney, Morgan SO		
3) Vogt, Kat SO		
4) Hekl, Neryah FR		
10 Olivet Nazarene (A)	46.69	4(3)
1) Carter, Kiara JR		
2) Antkoviak, Hannah JR		
3) Burdine, Carsyn SO		
4) Miller, Tera SR		
11 Campbellsville (A)	46.76	2(2)
1) Schofield, Alexia JR		
2) Johnson, Jaci SO		
3) Lewis, LaAuhnni JR		
4) Douglas, KaNiya SO		
12 Southeastern U. (A)	47.07	1(3)
1) Scott, Ar'Briel FR		
2) Lawrence, Oluwafikayomi SR		
3) Smith, Ariyah FR		
4) Mendez, Irmiris JR		
13 Life (A)	47.09	4(4)
1) Richardson, Leyla FR		
2) Bonafede, Zaria FR		
3) Gibson, Najah SO		
4) Kelperis, Cameron FR		
14 St. Mary (Kan.) (A)	47.13	2(3)
1) Colson, Samantha JR		
2) Spencer, Zaira SR		
3) Wardlow, Lexi SR		
4) Raney, Gretchen JR		

#24 Women's 4 x 100m Relay (cont'd)

3:00 PM (Day 1): (Top 1 per Heat + next 5 advance)

Prelims

PI Team	Time	H(PI)
15 Our Lady of the Lake (A)	47.35	1(4)
1) Burgess, Kamdyn FR		
2) Freeman, Jadae FR		
3) Walker, Madison FR		
4) Mchenry, Larrisa JR		
16 Mount Marty (A)	47.45	1(5)
1) Teppo, Aniya JR		
2) Rodriguez, Hilaria FR		
3) Even, Alexis SO		
4) Sorensen, Zelig SO		
17 Lewis-Clark (A)	47.49	3(5)
1) Kelly, Madigan JR		
2) Collins, Emily SO		
3) Grogan, Anika SR		
4) Lindner, Karissa FR		
18 Concordia (Neb.) (A)	47.54	4(5)
1) Saunders, Cambria FR		
2) Kirchner, Kayla SO		
3) Rhodes, Kellie SR		
4) Rodencal, Adrianna SO		
19 St. Thomas (Fla.) (A)	47.55	4(6)
1) Numan, Yamina SO		
2) Darrisaw, Khila SO		
3) DiVeronica, Emma SO		
4) Manning, LaKeisha SO		
20 Bethel (Ind.) (A)	47.55	3(6)
1) Gonzalez, Natalie SR		
2) Hooton, Brianna JR		
3) Guiler, Kilynn SR		
4) Hershberger, Riley SR		
21 Talladega (A)	47.56	2(4)
1) Pinnock, Dhaenia SO		
2) Duffus, Lamoy JR		
3) Pinnock, Dhenecia SO		
4) Wallace, Kishawna JR		
22 Cumberlands (A)	47.80	4(7)
1) Bryson, Allie FR		
2) Kante, Abia FR		
3) De Souza, Beatriz SO		
4) Couch, Kathryn SR		
23 Siena Heights (A)	47.90	3(7)
1) Jackson, Faith SR		
2) Richards, Linnearia JR		
3) Berry, Jocie SO		
4) Johnson, Jenna-Ann JR		
24 Eastern Oregon (A)	48.12	2(5)
1) DeYoung, Karina FR		
2) Peck, Sydney SO		
3) Brown, Katie JR		
4) Joyce, Taylor FR		
25 Florida Memorial (A)	48.26	2(6)
1) Jenkins, Quanay'a FR		
2) Smith, Amealia JR		
3) Morris, Khamia FR		
4) Levy, Shannon FR		
Texas Wesleyan (A)	DNF	1
1) Conner, Kenna FR		
2) Williams, Jaelynn JR		
3) Gordon, Lasharia SO		
4) Wildy, Kayla FR		
Madonna (A)	DQ	1
1) Jones, Anaiya SR		
2) Jones, Charity JR		
3) Wood, Nia SR		
4) Hobbs, Ny'tierra JR		
Multnomah (A)	DQ	2
1) Guthrie, Kayly JR		
2) Browne, Princess SR		
3) Guzman, Lillian FR		
4) Montgomery, Trinity FR		

NAIA OUTDOOR TRACK & FIELD CHAMPIONSHIPS

Marion, IN
Indiana Wesleyan University
5/22/2024 - 5/24/2024



OFFICIAL MEET REPORT
printed: 5/24/2024 6:57 PM

RESULTS

#23 Men's 4 x 100m Relay

R Championship 39.40 Lindenwood 2005

3:30 PM (Day 1): (Top 1 per Heat + next 5 advance)

Prelims

PI Team	Time	H(PI)
1 Multnomah (A)	39.99q	1(1)
1) Roberts, Deron JR		
2) Fornasari-Banguera, Freider SR		
3) Mabena, Willy JR		
4) Moore, Jaydon JR		
2 Southeastern U. (A)	40.06q	4(1)
1) Williamson III, James JR		
2) Taylor, Joseph SR		
3) Alamia, Cameron JR		
4) Worrels, Davien JR		
3 William Carey (A)	40.21q	4(2)
1) Spencer, Damian SO		
2) Aggerh, Barnabas SO		
3) Dickson, Kapandura SO		
4) Madourie, Jovel SO		
4 Northwestern (Iowa) (A)	40.27q	1(2)
1) Hayenga-Johnson, Vance FR		
2) Palmer, Grant JR		
3) Jahn, Braden SR		
4) Sandbulte, Ashton SO		
5 Ottawa (A)	40.45q	1(3)
1) Campbell, Daniel FR		
2) Atkininstall, Domonic FR		
3) Garza, Xavier FR		
4) Washington, Jaylan SR		
6 Indiana Tech (A)	40.56q	2(1)
1) Barthell, Davarri FR		
2) Haynes, Esau JR		
3) Slick, David SO		
4) Harper, Justin FR		
7 Life (A)	40.58q	2(2)
1) Jedlitschka, Tilman FR		
2) Oniyide, Tobiloba JR		
3) Jones, William JR		
4) Edwards, Andre JR		
8 Central Methodist (A)	40.58q	4(3)
1) Trachsel, Adam JR		
2) Adekoya, Christopher SO		
3) Williams IV, Leroy JR		
4) Cody-Jackson, Caleb FR		
9 MidAmerica Nazarene (A)	40.60	4(4)
1) Bussey, Tyler SR		
2) Ellis, Myles JR		
3) Poje, Blake JR		
4) Kilbert, Aaron SO		
10 Cumberlands (A)	40.64	1(4)
1) Eubanks, Kerrington SO		
2) Fountain, Jakobe FR		
3) Long, Ryan JR		
4) Godspower, Iloba FR		
11 Madonna (A)	40.65q	3(1)
1) Blacknell, Deveyon SR		
2) Cunningham, Cortez SR		
3) Johnson, Marion SO		
4) Anidobu, Ugochukwu JR		
12 Voorhees (A)	40.71	3(2)
1) Alexander, Damarion SO		
2) Lewis, Ricardo FR		
3) Blackmon, Jacobi JR		
4) Collins, Tumari FR		
13 Talladega (A)	40.73	1(5)
1) Meadows, Jonathan JR		
2) Chambers, Jaedon FR		
3) Willis, Michael SO		
4) Williams, Nastario SR		
14 Dillard (A)	40.78	2(3)
1) Petty Jr., Darren JR		
2) Morris Jr., Jamaal JR		
3) McClendon, Kaleb SR		
4) Emilien, Mark JR		

#23 Men's 4 x 100m Relay (cont'd)


3:30 PM (Day 1): (Top 1 per Heat + next 5 advance)

Prelims

PI Team	Time	H(PI)
15 Webber (A)	40.80	1(6)
1) Afolayan, Jordan FR		
2) Williams, Amare FR		
3) Williams, Lebron FR		
4) Oquendo, Isaiah FR		
16 Texas Wesleyan (A)	40.86	2(4)
1) Houston, Tajeon JR		
2) Martin, Camden JR		
3) Benjamin, Mark SO		
4) Brackens, Jarod SO		
17 Montreat (A)	41.07	2(5)
1) Stevenson, Kaleel SO		
2) Arce, Juan JR		
3) Rice, Cameron SO		
4) Blevins, Dustin SR		
18 Dordt (A)	41.08	3(3)
1) Schmoll, Jacob FR		
2) Franken, Logan JR		
3) Schober, Ryan JR		
4) Mauldin, Payton SR		
19 Olivet Nazarene (A)	41.11	3(4)
1) Betts, Conner JR		
2) Randolph, Joseph FR		
3) Bernadit, Ranulfo JR		
4) Giuliano, Vincent SR		
20 Okla. Panhandle (A)	41.15	1(7)
1) Bruington, Dillon FR		
2) Neal, Kamron FR		
3) White, Austin SO		
4) Granillo, Joshua FR		
21 Our Lady of the Lake (A)	41.24	3(5)
1) Williams, Spencer SO		
2) Riefkohl-Delgado, Jesus SO		
3) Salas, Jimmie SO		
4) Bell, Jalen SO		
22 Keiser (A)	41.34	4(5)
1) Desir, Cliff JR		
2) Christopher, Devin SR		
3) Pritchett, Noam JR		
4) Williams, Xavier JR		
23 Marian (Ind.) (A)	41.38	4(6)
1) Glass, Armani JR		
2) Brown, Jeremiah FR		
3) Manneh, Manny JR		
4) Lifrange, Olivier JR		
24 St. Xavier (A)	41.41	3(6)
1) Carthen, Jaleel FR		
2) Money, Myles SO		
3) Harris, Sean SO		
4) McFadden, Ryan SO		
25 Mount Vernon Nazarene (A)	41.46	2(6)
1) McCloskey, Seth SO		
2) Haldeman, Jaden JR		
3) Near, Liam SR		
4) Wiles, Bryce JR		
26 Doane (A)	41.72	3(7)
1) Bradley, Connor SO		
2) Vincent, Christopher SR		
3) Mahoney, Andrew JR		
4) Moore, Jadae JR		
27 Lewis-Clark (A)	42.10	4(7)
1) Barnaby, Jed SO		
2) Cooper, Preston FR		
3) Castillo, Jordan SO		
4) Johnson, Trenton SO		
St. Thomas (Fla.) (A)	DQ	2
1) Weismore, Colton SR		
2) Bowlin, Bradley SR		
3) Daniels, Maurice JR		
4) Tanner, Jalen SO		

NAIA OUTDOOR TRACK & FIELD CHAMPIONSHIPS

Marion, IN
Indiana Wesleyan University
5/22/2024 - 5/24/2024



OFFICIAL MEET REPORT
printed: 5/24/2024 6:57 PM

RESULTS

#23 Men's 4 x 100m Relay (cont'd)

3:30 PM (Day 1): (Top 1 per Heat + next 5 advance)

Prelims

Pl	Team	Time	H(Pl)
	Mount Marty (A)	DQ	4
1)	Jnofinn, Marcus SR	2)	Breckenridge, Donovan JR
3)	Prato, Zavio FR	4)	Nyamutswa, Edwin FR

#10 Women's 1500 Meters

R Championship 4:14.38 Anna Shields 2018

3:50 PM (Day 1): (Top 4 per Heat + next 4 advance)

Prelims

Pl	Name	Yr Team	Time	H(Pl)
1	MacGillivray, Holly	JR British Colum	4:29.80Q	1(1)
2	Cotterell, Katelyn	FR British Colum	4:30.57Q	1(2)
3	Freiberg, Kylahn	JR Concordia (N	4:31.08Q	1(3)
4	MacGillivray, Sarah	SO British Colum	4:31.25Q	1(4)
5	Pineda, Ana	SR St. Francis (Ill	4:33.61q	1(5)
6	Ramsey, Allison	SR St. Francis (Ill	4:33.96q	1(6)
7	Voyles, Lisa	SR Indiana Tech	4:36.09Q	2(1)
8	Shirts, Abbey	SR College of Ida	4:36.40Q	2(2)
9	Vanderwall, Noel	SO Taylor	4:36.47Q	2(3)
10	Tedder, Emily	JR Huntington	4:36.50q	1(7)
11	Alderfer Fisher, Annika	SR Goshen	4:36.74Q	2(4)
12	Pinwar, Malarie	FR Huntington	4:37.73q	2(5)
13	Palmgren, Ellen	SR The Master's	4:40.22	2(6)
14	Eckenroth, Cera	FR John Brown	4:41.07	1(8)
15	Boese, Krista	SR Indiana Tech	4:47.01	1(9)
16	Niednagel, Rebekah	SO The Master's	4:48.55	2(7)
17	Farchmin, Emily	SR Missouri Bapt	4:52.35	2(8)
18	Roth, Lindsey	SO Dakota State	4:54.23	1(10)
19	Ehrlich, Madisyn	SO Kansas Wesl	4:55.74	2(9)
20	Morris, Riley	SO Eastern Ore	5:08.17	2(10)

#9 Men's 1500 Meters

R Championship 3:41.39 Silas Kisorio 2012

4:10 PM (Day 1): (Top 4 per Heat + next 5 advance)

Prelims

Pl	Name	Yr Team	Time	H(Pl)
1	Woodall, Bryn	JR Milligan	3:51.22Q	2(1)
2	Asslouj, Youssef	FR Cumberland	3:51.60Q	2(2)
3	Santorom, Luca	FR Cumberland	3:51.63Q	2(3)
4	Becker, Craig	SO Dordt	3:51.81Q	2(4)
5	Margaritidis, Dimitri	SR Grace	3:52.49q	2(5)
6	Anderson, Jack	SO The Master's	3:53.05q	2(6)
7	Ramirez, Hendrick	JR Our Lady of t	3:53.68Q	1(1)
8	Nait Hamoud, Mehdi	FR Madonna	3:53.73Q	1(2)

#9 Men's 1500 Meters (cont'd)

4:10 PM (Day 1): (Top 4 per Heat + next 5 advance)

Prelims

Pl	Name	Yr Team	Time	H(Pl)
9	Chavez, Jonathan	JR UC Merced	3:53.74q	2(7)
10	Silva, Evert	SR Oklahoma Cit	3:53.77Q	1(3)
11	Kramer, Liam	SR British Colum	3:53.88Q	1(4)
12	Pololet, Evans	JR Wayland Bapt	3:53.89q	1(5)
13	Stearns, Justin	JR Lindsey Wilso	3:54.36	2(8)
14	Jarfani, Walid	SO Texas Wesle	3:54.44	1(6)
15	Bendsen, Gustav	FR Cumberland	3:55.77	1(7)
16	Olmos, David	SO Olivet Nazare	3:57.28	1(8)
17	Prather, Flynn	JR Olivet Nazare	3:57.42	2(9)
18	Baker, Tommy	JR St. Mary (Kan	3:57.96	1(9)
19	Mannella, David	SR Benedictine (3:58.37	1(10)
20	Dunlap, Landon	SR William Wood	3:58.46	2(10)
21	Garey, Zach	SR The Master's	3:59.83	1(11)
22	Hogan, Drew	SO Goshen	4:10.62	2(11)
23	Friesen, Jacob	FR Goshen	4:17.52	2(12)

#18 Women's 400m Hurdles

R Championship 55.14 Deon Hemmings 1993


4:30 PM (Day 1): (Top 1 per Heat + next 5 advance)

Prelims

Pl	Name	Yr Team	Time	H(Pl)
1	Antkoviak, Hannah	JR Olivet Nazare	58.23Q	1(1)
2	Clifford, Fegor	SR William Carey	1:01.25Q	2(1)
3	Hawk, Ally	JR Indiana Wesl	1:01.47Q	3(1)
4	Richards, Linnearia	JR Siena Heights	1:01.59q	1(2)
5	Koepke, Jordan	SO Concordia (N	1:02.07Q	4(1)
6	Rowe, Jaida	SO Hastings	1:02.20q	4(2)
7	Latchinson, An'Janae	JR William Carey	1:02.39q	4(3)
8	Mensah, Doris	SO Cumberland (1:02.61q	3(2)
9	Ambuul, Alison	JR Benedictine (1:02.63q	1(3)
10	Martino, Chelsea	SR Southeastern	1:02.79	3(3)
11	Clark, Aziza	FR Our Lady of t	1:02.99	2(2)
12	Dix, Katelynn	SO Cornerstone	1:03.31	1(4)
13	Hill, Skotlyn	JR Eastern Ore	1:03.86	1(5)
14	Kelly, Madigan	JR Lewis-Clark	1:03.99	4(4)
15	Love, Cayna	JR Benedictine (1:04.56	2(3)
16	Robinson, Desire	SO Dillard	1:04.68	4(5)
17	Hillen, Natalea	SR Point Park	1:04.95	3(4)
18	Wood, Nia	SR Madonna	1:05.24	1(6)
19	Kurtz, Faith	JR Cornerstone	1:05.58	3(5)
20	Maas, Ella	JR Indiana Wesl	1:05.70	4(6)
21	Turner, Lori	FR Our Lady of t	1:06.04	2(4)
22	Baptiste, Joelle	FR Florida Nation	1:06.35	1(7)
23	Peck, Sydney	SO Eastern Ore	1:06.96	2(5)

NAIA OUTDOOR TRACK & FIELD CHAMPIONSHIPS

Marion, IN
Indiana Wesleyan University
5/22/2024 - 5/24/2024



OFFICIAL MEET REPORT
printed: 5/24/2024 6:57 PM

RESULTS

#18 Women's 400m Hurdles (cont'd)

4:30 PM (Day 1): (Top 1 per Heat + next 5 advance)

Prelims

Pl Name	Yr Team	Time	H(Pl)
24 Scott, Ar'Briel	FR Southeastern	1:07.88	3(6)
25 Musa, Lana	SR St. Xavier	1:08.32	4(7)
26 Maxey, Rhys	SR Hastings	1:13.39	2(6)
Marc, Marie	SR Keiser	DNF	4
Deana Paninka, Yanira	SO Central Meth	DQ	2
Perry, JayOnna	SO Ottawa	DQ	3

#17 Men's 400m Hurdles

R Championship 49.51 Pat Brown 2005

4:55 PM (Day 1): (Top 1 per Heat + next 5 advance)

Prelims

Pl Name	Yr Team	Time	H(Pl)
1 Turner, Zach	JR Doane	51.58Q	4(1)
2 Mokuah, Collins	JR Indiana Tech	52.79Q	2(1)
3 Gossett, Daishaun	FR Warner	52.83q	4(2)
4 Reemtsma, Will	SR St. Ambrose	52.89Q	1(1)
5 Van Tassell, Jake	SO Aquinas	52.96q	4(3)
6 Bell, Jaheene	FR Xavier-Louisi	52.97q	4(4)
7 Gilbert, Hunter	JR College of Ida	52.99q	2(2)
8 Myles, Markel	FR Dillard	53.08Q	3(1)
9 Sekiyama-Nava, Diego	JR Indiana Tech	53.34q	3(2)
10 Davis, Jr., Kevin	SO Southeastern	53.51	3(3)
11 Wilson, Ben	JR St. Ambrose	53.61	4(5)
12 Guadiano, Cameron	FR Southeastern	53.66	1(2)
13 Adams, Patrick	SO Cornerstone	53.67	2(3)
14 Haldeman, Jaden	JR Mount Verno	53.69	1(3)
15 Kerr, James	FR British Colum	53.74	2(4)
16 Davis, Richard	SO Our Lady of t	53.86	2(5)
17 Johnson, Kayron	SR Ottawa	54.13	3(4)
18 Spears, Bryson	SO Eastern Oreg	54.42	3(5)
19 Small, Kristoff	SO Keiser	54.48	1(4)
20 Harris, Daeandre	SO Wayland Bapt	54.58	3(6)
21 Turner, James	SO Southeastern	54.72	4(6)
22 Santin, Mario	SO William Carey	55.24	1(5)
23 Laing, Dario	SO Columbia Int'l	55.43	1(6)
24 Schrader, Adam	FR Montana Tec	55.86	2(6)
25 Sanders, Javon	SR Indiana Tech	56.62	1(7)
26 Nichols, Mason	JR Eastern Oreg	57.96	1(8)
27 Sabin, Carter	SR Cornerstone	58.71	2(7)
28 Reitzell, Shandon	SR Midland	1:01.06	4(7)
29 Watson, Adrian	SR Central Meth	1:02.22	1(9)
Newman, Keito	JR Soka	DNF	2
Meadows, Jonathan	JR Talladega	DQ	4

#4 Women's 200 Meters

R Championship 22.98 Raheema Westfall 2022

5:20 PM (Day 1): (Top 1 per Heat + next 5 advance)

Prelims

Pl Name	Yr Team	Time	H(Pl)
1 Idamadudu, Praise	JR Cumberland (R 22.81Q	3(1)
2 Grenyion, Soyinne	SR Indiana Tech	23.24 (+2.9)Q	1(1)
3 Schofield, Alexia	JR Campbellsvill	23.24 (-1.9)Q	4(1)
4 Hobbs, Ny'tierra	JR Madonna	23.26 (+2.7)Q	2(1)
5 Byrd, Kevell	JR Dillard	23.56 (+2.7)q	2(2)
6 Busker, Alyssa	SR Trinity Christi	23.58 (+2.9)q	1(2)
7 Abu, Joy	JR William Carey	23.70 (+0.8)q	3(2)
8 Johnson, Emma	SR Columbia Int'l	23.77 (+0.8)q	3(3)
9 Warthen, Jamaya	JR Indiana Tech	23.77 (+2.7)q	2(3)
10 Muoghalu, Ifunanya	SO Cumberland (23.83 (-1.9)	4(2)
11 Turner, Kynneddy	JR Xavier-Louisi	23.99 (+2.9)	1(3)
12 Mitchell, Jaelyn	FR Xavier-Louisi	24.06 (+2.9)	1(4)
13 Montgomery, Trinity	FR Multnomah	24.06 (+0.8)	3(4)
14 Carter, Kiara	JR Olivet Nazare	24.18 (+2.9)	1(5)
15 Sobkowich, Hanna	JR British Colum	24.19 (+2.7)	2(4)
16 Gibson, Derica	JR Indiana Tech	24.25 (-1.9)	4(3)
17 Butler, Gabbi	SR St. Ambrose	24.29 (+2.7)	2(5)
18 Raney, Gretchen	JR St. Mary (Kan	24.35 (+2.9)	1(6)
19 Hershberger, Riley	SR Bethel (Ind.)	24.40 (-1.9)	4(4)
20 Kante, Abia	FR Cumberland	24.44 (+0.8)	3(5)
21 Williams, Jaelynn	JR Texas Wesle	24.45 (-1.9)	4(5)
22 Rush, Diamond	JR Point Park	24.45 (+0.8)	3(6)
23 Burton, Tori	SO Dillard	24.46 (-1.9)	4(6)
24 Herrera, Geraldine	FR Warner	24.50 (+0.8)	3(7)
25 Johnson, Ayanna	FR Huston-Tillots	24.57 (+2.7)	2(6)
26 Mendez, Irmiris	JR Southeastern	24.60 (+2.7)	2(7)
27 Matthews, Ta'nijal	JR Dillard	24.68 (+2.9)	1(7)
27 Ezeoha, Jennifer	SO William Carey	24.68 (+0.8)	3(8)
29 Lacey, Nevaeh	FR Xavier-Louisi	24.71 (+2.7)	2(8)
30 Flowers, Ta'nyia	SO Dillard	24.71 (+2.9)	1(8)
31 White, Jazmyne	FR Huston-Tillots	24.84 (-1.9)	4(7)

#3 Men's 200 Meters

R Championship 20.32 Moriba Morain 2017

5:35 PM (Day 1): (Top 2 per Heat + next 3 advance)

Prelims

Pl Name	Yr Team	Time	H(Pl)
1 Williamson III, James	JR Southeastern	20.33 (+0.6)Q	3(1)
2 Morris Jr., Jamaal	JR Dillard	20.57 (+0.6)Q	3(2)
3 Cunningham, Cortez	SR Madonna	20.58 (-0.1)Q	1(1)
4 Nyamutswa, Edwin	FR Mount Marty	20.59 (+0.6)q	3(3)
5 Neal, Kamron	FR Okla. Panhan	20.61 (+2.1)Q	2(1)

NAIA OUTDOOR TRACK & FIELD CHAMPIONSHIPS

Marion, IN
Indiana Wesleyan University
5/22/2024 - 5/24/2024



OFFICIAL MEET REPORT
printed: 5/24/2024 6:57 PM

RESULTS

#3 Men's 200 Meters (cont'd)

5:35 PM (Day 1): (Top 2 per Heat + next 3 advance)

Prelims

Pl	Name	Yr Team	Time	H(Pl)
6	Blacknell, Deveyon	SR Madonna	20.79 (+2.1)Q	2(2)
7	Worrels, Davien	JR Southeastern	20.90 (-0.1)Q	1(2)
8	Jnofinn, Marcus	SR Mount Marty	20.93 (+2.1)q	2(3)
9	Purcell, Marcus	JR Multnomah	20.95 (-0.1)q	1(3)
10	Collins, Zachary	JR Huntington	20.97 (-0.1)	1(4)
11	Alexander, Damarion	SO Voorhees	20.99 (-0.1)	1(5)
12	Bell, Jalen	SO Our Lady of t	21.01 (+0.6)	3(4)
13	Fornasari-Banguera, Freider	SR Multnomah	21.03 (-0.1)	1(6)
14	Randolph, Joseph	FR Olivet Nazare	21.04 (+0.6)	3(5)
15	Madourie, Jovel	SO William Carey	21.13 (+0.6)	3(6)
16	Alamia, Cameron	JR Southeastern	21.15 (+2.1)	2(4)
17	Eady, Michael	SO Thomas (Ga.)	21.33 (+2.1)	2(5)
18	Session, Jaylyn	SR Florida Memo	21.35 (-0.1)	1(7)
19	Lewis, Jordan	JR Madonna	21.61 (+0.6)	3(7)
20	Miles, Gianni	FR Jessup	24.47 (+2.1)	2(6)

#28 Women's 4 x 800m Relay

R Championship 8:43.99 Simon Fraser 2005

6:15 PM (Day 1): (Top 2 per Heat + next 3 advance)

Prelims

Pl Team	Time	H(Pl)
1 British Columbia (A)	9:02.36Q	1(1)
1) Cotterell, Katelyn FR	2) Ylipahkala, Abby JR	
3) MacGillivray, Holly JR	4) Mortimer, Rachel SR	
2 Grace (A)	9:05.75Q	1(2)
1) Welch, Morgan SO	2) Friesen, Tara SR	
3) Hulstedt, Anna SR	4) Sauder, Kylie JR	
3 College of Idaho (A)	9:07.36Q	3(1)
1) Quinton, Kylee FR	2) Duff, Charlie SR	
3) Figueira, Kahea JR	4) Shirts, Abbey SR	
4 The Master's (A)	9:08.04Q	2(1)
1) Nelson, Emma SO	2) Niednagel, Rebekah SO	
3) Johnson, Suzie SO	4) Palmgren, Ellen SR	
5 Marian (Ind.) (A)	9:08.62Q	2(2)
1) Reuter, Hanna SO	2) Boyd, Adrianna JR	
3) Steele, Nora JR	4) Woods, Katie SO	
6 St. Mary (Kan.) (A)	9:09.45q	2(3)
1) Walter-Sherretts, Maddy SR	2) White, Abigail SO	
3) Gregg, Carlie SR	4) Holadia, Carly FR	
7 Taylor (A)	9:09.86Q	3(2)
1) Vanderwall, Noel SO	2) Johnson, Emily SR	
3) Jeanette, Olivia SR	4) Mays, Abigail JR	

#28 Women's 4 x 800m Relay (cont'd)


6:15 PM (Day 1): (Top 2 per Heat + next 3 advance)

Prelims

Pl Team	Time	H(Pl)
8 Goshen (A)	9:11.28q	1(3)
1) Wellington, Mia SR	2) Cooper, Summer SR	
3) Ross Richer, Naomi SR	4) Alderfer Fisher, Annika SR	
9 Tabor (A)	9:13.86q	1(4)
1) Allison, Danielle SR	2) Wiebe, Brooke SR	
3) Zimmerman, Sonya JR	4) Grover, Hannah FR	
10 Cumberlands (A)	9:14.90	2(4)
1) Terry, Ashley JR	2) Hossfeld, Savannah JR	
3) Liddle, Ashlyn JR	4) Lucason, Elizabeth SO	
11 Concordia (Neb.) (A)	9:15.11	1(5)
1) Esch, Jenna JR	2) Haecker, Rylee SR	
3) Kaschinske, Rhaya JR	4) Freiberg, Kylahn JR	
12 Lewis-Clark (A)	9:17.26	3(3)
1) Tiegs, Grace SO	2) Williams, Aubree FR	
3) Shell, Brooklyn SR	4) Correa, Geraldin SR	
13 Rocky Mountain (A)	9:18.72	2(5)
1) Timm, Grace JR	2) Wilkins, Kallyn SO	
3) Stokes, Tyne SO	4) Pearcy, Maya FR	
14 Morningside (A)	9:20.45	1(6)
1) Sporrer, Courtney SO	2) Chicoine, Emily SR	
3) Mesz, Jolee FR	4) Sanchez, Michelle SR	
15 Aquinas (A)	9:22.21	3(4)
1) McMillan, Ronnie JR	2) Koons, Ella FR	
3) Wooer, Lauren SO	4) Schultz, Cadence FR	
16 Oklahoma City (A)	9:23.89	1(7)
1) Cabrera, Florencia SO	2) Pena, Erika SO	
3) Spiller, Isabelle FR	4) Jolley, Cailen SR	
17 Montreat (A)	9:28.02	3(5)
1) Hasty, Kilia JR	2) Castellanos, Yessenia JR	
3) Garcia, Dylan JR	4) Standifer, Emily JR	
18 Northwestern (Iowa) (A)	9:28.85	3(6)
1) Sterk, Savonne JR	2) Haverdink, Emily SO	
3) Ervin, Abby JR	4) Jacobsma, Caitlin JR	
19 Milligan (A)	9:36.47	3(7)
1) Christian, Megan SR	2) Krell, Hope FR	
3) Haas, Ashlyn SO	4) Fitzgerald, McKenzie FR	
20 Southeastern U. (A)	9:39.22	2(6)
1) Blaser, Jillian JR	2) Rohm, Natalie SO	
3) Sheppard, Brianna FR	4) Mahony, Aoife SR	
21 Eastern Oregon (A)	9:47.47	3(8)
1) Mitchell, Lauryn JR	2) Nichols, Madelyn JR	
3) Hill, Skotlyn JR	4) Bedard, Karli SR	

NAIA OUTDOOR TRACK & FIELD CHAMPIONSHIPS

Marion, IN
Indiana Wesleyan University
5/22/2024 - 5/24/2024



OFFICIAL MEET REPORT
printed: 5/24/2024 6:57 PM

RESULTS

#28 Women's 4 x 800m Relay (cont'd)

6:15 PM (Day 1): (Top 2 per Heat + next 3 advance)

Prelims

PI Team	Time	H(PI)
22 St. Francis (Ind.) (A)	10:23.50	2(7)
1) Maley, Mariah JR	2) Hawkins, Hannah FR	
3) Stewart, Lillie SO	4) Goodwin, Marissa FR	

#27 Men's 4 x 800m Relay

R Championship 7:26.13 Azusa Pacific 2004

6:50 PM (Day 1): (Top 2 per Heat + next 3 advance)

Prelims

PI Team	Time	H(PI)
1 Cornerstone (A)	7:34.84Q	3(1)
1) Tipton, Peyton JR	2) VerBerkmoes, Grayson JR	
3) Holwerda, Chase FR	4) VanderZwaag, Spencer JR	
2 Spring Arbor (A)	7:34.98Q	1(1)
1) Vanwormer, Kalyb JR	2) Schefka, Benjamin FR	
3) Khon, Camden FR	4) Romeyn, Isaiah JR	
3 Lewis-Clark (A)	7:35.30Q	3(2)
1) Wessels, Kobe SO	2) Carlson, Cooper SR	
3) Parsells, Griffen JR	4) Gordon, Carter SR	
4 Kansas Wesleyan (A)	7:35.77Q	1(2)
1) Davidson, Ty JR	2) Avila, Julian JR	
3) Johnson, Wyatt FR	4) Huyser, Carter SR	
5 Grace (A)	7:36.04q	3(3)
1) Hunsberger, Brady SO	2) Loera-Arambula, Luis FR	
3) Margaritidis, Dimitri SR	4) Rufenacht, Logan SR	
6 Dordt (A)	7:36.74q	1(3)
1) Wittenberg, Josiah SO	2) May, Sam SO	
3) Davelaar, Isaac FR	4) Becker, Craig SO	
7 Marian (Ind.) (A)	7:37.12Q	2(1)
1) McDade, Andrew JR	2) Pittman, Owen JR	
3) Piatt, Mason SO	4) Trevino, Tristan FR	
8 Goshen (A)	7:37.17Q	2(2)
1) Hogan, Drew SO	2) Roberts, Anthony SO	
3) Friesen, Jacob FR	4) Keitany, Mathew JR	
9 Oklahoma City (A)	7:37.54q	3(4)
1) Cobbs, Kanyon FR	2) Smithhart, Tate JR	
3) Robeaux, Brendan JR	4) Silva, Evert SR	
10 Indiana Wesleyan (A)	7:38.14	2(3)
1) Wilson, Zeb FR	2) Reichanadter, Clayton SO	
3) Ott, Tommy SO	4) Kundo, Weston SR	
11 Taylor (A)	7:39.30	3(5)
1) Brainer, Nathan SR	2) Conkel, Nate SR	
3) Eiffert, Ben SR	4) Mumaw, Joel SO	

#27 Men's 4 x 800m Relay (cont'd)


6:50 PM (Day 1): (Top 2 per Heat + next 3 advance)

Prelims

PI Team	Time	H(PI)
12 Dakota State (A)	7:39.75	2(4)
1) Slominski, Nolan FR	2) Johnson, Curtis SO	
3) Slominski, Evan SR	4) Farland, Cody JR	
13 Life (A)	7:40.04	3(6)
1) Zimmerman, Brady JR	2) Kipruto, Dennis FR	
3) Kerebo, Abedelemejid SO	4) McIntyre, Gray JR	
14 St. Mary (Kan.) (A)	7:40.85	1(4)
1) Godina, Jonah FR	2) Perez, Luis JR	
3) Howell, Austin FR	4) Rojas-King, Elvis SR	
15 Rio Grande (A)	7:41.68	2(5)
1) Persinger, Danuel JR	2) Science, Kasy FR	
3) Beverly, Ashton FR	4) Lightner, Kyle SR	
16 Cumberlands (A)	7:42.46	1(5)
1) Asslouj, Youssef FR	2) Santorum, Luca FR	
3) Young, Max FR	4) Yeary, Andrew FR	
17 Olivet Nazarene (A)	7:43.36	2(6)
1) Neal, Chapman SO	2) Mmbumba, Mabaraka SR	
3) Bardwell, Charlie FR	4) Puccillo, Joey SO	
18 Benedictine (Kan.) (A)	7:44.94	1(6)
1) Mannella, David SR	2) Rogge, Daniel SR	
3) Campbell, Thomas JR	4) Joseph, Philip SR	
19 St. Ambrose (A)	7:45.05	3(7)
1) Miserendino, Chris SO	2) Corby, Trae JR	
3) Grandon, Dylan FR	4) Ashby, Tommy JR	
20 Carroll (Mont.) (A)	7:45.73	1(7)
1) Romney, Kaiden SR	2) Ehredt, Wyatt FR	
3) Gonzalez-Sosa, Marco FR	4) Rehberger, Peter SO	
21 William Woods (A)	7:47.11	1(8)
1) Wilson, Ethan FR	2) Schwierjohn, Ian JR	
3) Brodersen, Blaine FR	4) Dunlap, Landon SR	
22 William Penn (A)	7:51.36	2(7)
1) Beaver, D'Artagnon JR	2) Heckenberg, Jonah SR	
3) Miller, Andrew FR	4) Williams, Brandon SR	
23 Columbia (Mo.) (A)	7:52.20	2(8)
1) Diaz, Conner FR	2) Brown, Ryan FR	
3) Redda, Kalieb FR	4) Curry, Oscar FR	
24 The Master's (A)	7:57.43	3(8)
1) Cross, Andrew JR	2) Day, Nate JR	
3) Rush, Daniel SR	4) Ghiorso, Domenic JR	
25 Milligan (A)	7:59.61	1(9)
1) Windham, Carter SO	2) Lewis, Bryson FR	
3) Chambers, Syllas JR	4) Gottlied, Aaron FR	

NAIA OUTDOOR TRACK & FIELD CHAMPIONSHIPS

Marion, IN
Indiana Wesleyan University
5/22/2024 - 5/24/2024



OFFICIAL MEET REPORT
printed: 5/24/2024 6:57 PM

RESULTS

#42 Men's Decathlon

R Championship 7830 Kale Wolken 2016

7:25 PM (Day 1):

Pl	Name	Yr Team	Points	Pts
1	Davis, TJ	SR Eastern Ore	7231	10
2	Roberts, Treshawn	SR Dakota State	7172	8
3	Steenwinkel, Nigel	JR Cumberland	6883	6
4	Schleis, Mason	SR Mount Marty	6624	5
5	Smith, Ricardo	SO Brescia	6453	4
6	Miles, Israel	SR Eastern Ore	6365	3
7	Cary, Hunter	JR Central Meth	6353	2
8	Monaco, Tucker	SO Carroll (Mont.)	6314	1
9	Deitering, Brody	SO Clarke	6287	
10	Blacknall, Montrell	JR SAGU	6241	
11	Harms, Andrew	FR Doane	6134	
12	Mallett, Drew	SO Culver-Stockt	6082	
13	Giittinger, Carter	FR Friends	5994	
14	Rogers, Logan	SO Texas Wesle	5414	
15	Smith, Ethan	JR Central Meth	4349	
	Croghan, Addison	FR Doane	NP	

#41 Women's Outdoor Heptathlon

R Championship 5626 Kim Vanderhoek 1992

7:25 PM (Day 1):

Pl	Name	Yr Team	Points	Pts
1	Dutchak, Rebecca	JR British Colum	5252	10
2	Stevens, Abi	SR Southern Ore	5205	8
3	Clark, Abby	JR Montana Tec	5126	6
4	McColly, Kaitlyn	JR Dickinson St.	5091	5
5	Finke, Renee	JR Central Meth	5071	4
6	Helmut, Cailyn	SR Bethel (Ind.)	4821	3
7	Straus, Delaney	SO Culver-Stockt	4784	2
8	Grandle, Lizzy	SO Eastern Ore	4720	1
9	Washington, Adrienne	SO Eastern Ore	4711	
10	Richert, Amy	SR Concordia (N)	4647	
11	Hines, Mya	FR Cumberland	4632	
12	Barnes, Emma	SO Montreat	4568	
13	Bedard, Karli	SR Eastern Ore	4486	
14	Odell, Ally	SR Oregon Tech	4425	
15	Noble, Josi	SO Concordia (N)	4341	
16	Bellamy, Haley	SO Central Meth	3998	

#20 Women's 3000m Steeple

R Championship 10:12.31 Justyna Mudy 2009

#20 Women's 3000m Steeple (cont'd)

7:25 PM (Day 1): (Top 5 per Heat + next 4 advance)

Prelims

Pl	Name	Yr Team	Time	H(Pl)
1	Gibson, Kiana	SR British Colum	10:49.34Q	1(1)
2	Fleming, Elysse	JR British Colum	10:51.90Q	1(2)
3	Kampman, Jessica	SR Dordt	10:53.45Q	1(3)
4	Neideck, Ahna	SR Taylor	10:54.68Q	1(4)
5	Knepper, Abby	FR Mount Mercy	11:05.18Q	1(5)
6	Hiebert, Riley	SR St. Mary (Kan)	11:06.12Q	2(1)
7	Reed, Mia	JR Missouri Bapt	11:06.42Q	2(2)
8	Walter-Sherretts, Maddy	SR St. Mary (Kan)	11:06.52Q	2(3)
9	Tizard, Zoe	FR Embry-Riddle	11:08.12q	1(6)
10	Truemper, Catherine	SO Blue Mountai	11:09.71Q	2(4)
11	Wiebe, Brooke	SR Tabor	11:13.47Q	2(5)
12	Metzger, Gabrielle	JR Multnomah	11:18.63q	1(7)
13	Dara, Samantha	SR Corban	11:22.66q	1(8)
14	Mulder, Molly	SO Dordt	11:24.13q	2(6)
15	Schrubb, Cassandra	SO Indiana East	11:25.47	2(7)
16	Nelson, Emma	SO The Master's	11:33.92	2(8)
17	Eller, Heather	JR Rochester (M)	11:36.39	1(9)
18	Fee, Madalenn	SO Cottey	11:38.73	2(9)
19	Cook, Kaitlin	SR Bushnell	11:38.80	2(10)
20	Brewer, MacKenzie	SO Huntington	11:38.90	2(11)
21	Conesa, Blanca	SO William Carey	11:42.74	1(10)
22	Wells, Hannah	JR Indiana Koko	11:52.34	2(12)
23	Assenmacher, Hanna	JR Lawrence Te	12:00.76	1(11)
24	Tirado, Maria	FR William Carey	12:08.33	1(12)
25	Clibon, Victoria	FR St. Francis (In)	12:17.31	2(13)

#19 Men's 3000m Steeple

R Championship 8:40.98 Sammy Nyamongo 1997

7:55 PM (Day 1): (Top 3 per Heat + next 5 advance)

Prelims

Pl	Name	Yr Team	Time	H(Pl)
1	Oliver, Thomas	JR Doane	9:04.90Q	2(1)
2	Vernot, Braden	JR Indiana Wesl	9:08.04Q	2(2)
3	Aguilar-Gonzalez, Robin	SR Marian (Ind.)	9:08.31Q	2(3)
4	Uhrich, Dylan	JR British Colum	9:08.53Q	1(1)
5	Keitany, Mathew	JR Goshen	9:08.80Q	1(2)
6	Nichols, Hunter	SR Eastern Ore	9:08.99Q	1(3)
7	Stockley, Will	SR Milligan	9:09.26q	1(4)
8	Devany, Ayenew	JR Oklahoma Cit	9:11.31q	2(4)
9	Perez-Dunn, John	SR Southeastern	9:11.89q	2(5)
10	Ash, Justin	JR Eastern Ore	9:15.76Q	3(1)
11	Filion, Maximilien	FR British Colum	9:16.07Q	3(2)
12	Branch, Dylan	SR Montreat	9:17.02Q	3(3)
13	Gibson, Reece	SR Huntington	9:17.80q	3(4)

NAIA OUTDOOR TRACK & FIELD CHAMPIONSHIPS

Marion, IN
Indiana Wesleyan University
5/22/2024 - 5/24/2024



OFFICIAL MEET REPORT
printed: 5/24/2024 6:57 PM

RESULTS

#19 Men's 3000m Steeple (cont'd)

7:55 PM (Day 1): (Top 3 per Heat + next 5 advance)

Prelims

Pl Name	Yr Team	Time	H(Pl)
14 Schermer, Chase	SO John Brown	9:18.07q	1(5)
15 Gardner, Brycen	SO Carroll (Mont.	9:20.07	1(6)
16 Kiprop, Isaac	SR Campbellsvill	9:20.66	1(7)
17 Schroeder, Thaniel	SR Dordt	9:22.20	2(6)
18 Mickelson, Sam	JR St. Francis (Ill	9:25.81	3(5)
19 Lanoy, Isaiah	FR Shawnee Stat	9:27.75	2(7)
20 Windelband, Jannik	JR Point Park	9:31.54	1(8)
21 Manjrekar, Sharvin	SO UC Merced	9:33.95	3(6)
22 Langlois, Brian	SO Aquinas	9:38.03	2(8)
23 Robert, Levi	SR The Master's	9:39.04	3(7)
24 Domagalski, Payton	SO Olivet Nazare	9:39.54	1(9)
25 Miller, Carter	SO Indiana Wesl	9:40.84	2(9)
26 Ellis, Brenden	FR Kansas Wesl	9:42.00	3(8)
27 Merte, Jean-Benoit	JR John Brown	9:43.38	2(10)
28 Clancy, Ryan	SR Mount Mercy	9:46.43	3(9)
29 Adams, Dawson	JR St. Mary (Kan	9:46.77	2(11)
30 Beaver, D'Artagnon	JR William Penn	9:47.96	3(10)
31 Stayte, Jared	SO Taylor	9:48.10	1(10)
32 Brown, Brycen	SR Lewis-Clark	9:48.16	3(11)
33 Hardy, Ben	SR Aquinas	9:48.53	2(12)
34 Logan, Nicholas	JR Embry-Riddle	9:52.50	1(11)
35 Pantoja, Daniel	JR St. Mary (Kan	9:54.19	1(12)
36 Hobson, Chase	SO Spring Arbor	9:59.54	1(13)
37 Allen, Corey	FR Indiana Tech	10:02.66	3(12)
38 Hendrickson, Mason	SO Mount Verno	10:03.16	2(13)
39 Lucas, Logan	JR Culver-Stockt	10:21.14	3(13)

#14 Women's 10000 Meters

R Championship 34:07.91 Emily Kearney 2021

8:20 PM (Day 1):

Pl Name	Yr Team	Time	Pts
1 Boshchuk, Alina	FR Cumberlandds	36:18.63	10
2 Tingelstad, Ellyse	SR College of Ida	36:19.43	8
3 Gamble, Mollie	SR Taylor	36:22.95	6
4 Cocking, Louise	JR Oklahoma Cit	36:39.50	5
5 Wijkmans, Elke	JR Cumberlandds	36:48.16	4
6 Kibiwott, Mercy	JR Cumberland (36:52.96	3
7 Ray, Ali	JR Montreat	36:53.77	2
8 Nieuwkoop, Haley	SR Cornerstone	36:59.80	1
9 Dominy, Caitlin	SR Milligan	37:04.11	
10 Lopez, Alejandra	SR Southern Ore	37:05.05	
11 Geary, Kirsten	SO Georgetown (37:14.28	
12 Bahner, Aubrey	JR Tabor	37:15.58	
13 Showalter, Hannah	SR St. Mary (Kan	37:32.56	

#14 Women's 10000 Meters (cont'd)

8:20 PM (Day 1):

Pl Name	Yr Team	Time	Pts
14 Madsen, Kate	JR St. Mary (Kan	37:46.64	
15 Ebetino, Alex	SR St. Francis (In	37:50.23	
16 Connor, Molly	JR College of Ida	38:10.32	
17 Betancourt, Lismar	FR Cumberlandds	38:12.73	
18 Hiatt, Mallory	SR Grace	38:22.38	
19 Guerrero-Chapula, Monse	JR St. Mary (Kan	38:36.86	
20 Borkowski, Lucy	SR Dordt	38:45.58	
21 Ramirez, Cammeo	JR Southern Ore	38:50.15	
22 Cisco, Olivia	SO Shawnee Stat	38:50.86	
23 Ford, Riley Jo	JR St. Francis (Ill	39:20.18	
24 Skidmore, Madelyn	SR Grace	40:14.26	
Lovett, Alyssa	JR The Master's	DNF	
Bibakis, Alexia	SR St. Francis (Ill	DNF	
Beckett, Marley	SR British Colum	DNF	
Fredericks, Hannah	JR The Master's	DNF	

#13 Men's 10000 Meters

R Championship 28:16.95 Julius Randich 1993

9:10 PM (Day 1):

Pl Name	Yr Team	Time	Pts
1 Silva, Evert	SR Oklahoma Cit	30:12.35	10
2 Davies, Andrew	SR British Colum	30:16.10	8
3 Pohl, Luke	SR Indiana Wesl	30:25.97	6
4 Jones, Aaron	SR Milligan	30:27.21	5
5 Madeo, Luca	FR Cumberlandds	30:30.53	4
6 Beine, Dominick	JR St. Mary (Kan	30:34.02	3
7 Jenkins, Tyler	SO Rio Grande	30:37.45	2
8 Kleber, Brandon	JR Grace	30:37.87	1
9 Gacnik, Zack	SO Carroll (Mont.	30:41.05	
10 Wakeman, Landon	SR Indiana Wesl	30:44.14	
11 Yoder, Kent	SR Huntington	30:48.28	
12 Kipkurui, Dennis	FR Cumberlandds	30:49.24	
13 Heline, Ryan	JR St. Mary (Kan	30:56.42	
14 Kammler, Aiden	SR Shawnee Stat	31:01.03	
15 Nocton, Mylan	SO Indiana East	31:01.28	
16 Everist, Elias	JR College of Ida	31:02.11	
17 Liepe, Austin	SR Huntington	31:05.83	
18 Covington, Colten	SR Indiana Wesl	31:07.11	
19 Laubach, Brint	SR The Master's	31:10.82	
20 Bostrom, Hayden	JR College of Ida	31:16.68	
21 Wasnich, Hunter	SO Indiana Wesl	31:21.08	
22 Neideck, Ben	SR Indiana Wesl	31:27.21	
23 Romine, Hunter	JR The Master's	31:28.43	
24 Vorster, Aidan	JR Dordt	31:29.24	
25 Eisner, Dillon	SO Embry-Riddle	31:37.33	

NAIA OUTDOOR TRACK & FIELD CHAMPIONSHIPS

Marion, IN
Indiana Wesleyan University
5/22/2024 - 5/24/2024



OFFICIAL MEET REPORT
printed: 5/24/2024 6:57 PM

RESULTS

#13 Men's 10000 Meters (cont'd)

9:10 PM (Day 1):

Pl	Name	Yr Team	Time	Pts
26	Hartis, Beckam	JR Oklahoma Cit	31:38.21	
27	Boulanger, David	SO Oklahoma Cit	31:39.63	
28	O'Rourke, Ryan	SO Spring Arbor	31:47.34	
29	Hartline, Jonas	SR Oregon Tech	31:58.98	
30	Griego, Jalen	JR Southern Ore	32:12.21	
31	Kocis, Jacob	SR Midway	32:18.90	
32	Nintereste, Edimo	FR Bryan	32:42.59	
33	Vaccari, Ludovico	SO Cumberlandds	32:53.53	
34	Moran, Eli	FR Bryan	33:01.05	
	Murphy, Micah	JR Northwest U.	DNF	

#45 Men's Hammer

R Championship 74.21m Rowan Hamilton 2022

11:30 AM (Day 1):

Pl	Name	Yr Team	Mark	F(Pl)	Pts
1	Wren, Chris	SR Concordia (N)	63.52m	3(1)	10
2	Rios, Christian	JR Marian (Ind.)	63.49m	3(2)	8
3	Tipping, Isaiah	SR Marian (Ind.)	62.80m	3(3)	6
4	Hunt, Alex	SR Madonna	59.94m	3(4)	5
5	Uliana, Matthew	SO British Colum	58.71m	3(5)	4
6	Sedivec, Dawson	SR Jamestown	58.13m	2(1)	3
7	Wilde, Nathan	SO Grand View	57.18m	3(6)	2
8	Marrero, Deven	FR British Colum	57.11m	2(2)	1
9	Miller, Mitchell	SR Mount Mercy	56.87m	2(3)	
10	Weinstein, Zachary	SR Life	56.27m	3(7)	
11	Fitch, Josiah	SR Spring Arbor	56.16m	1(1)	
12	Darden, Mason	SR Madonna	56.11m	3(8)	
13	Harris, Corbin	JR Dickinson St.	56.11m	1(2)	
14	VanVleet, Cade	SO Montana Tec	55.84m	2(4)	
15	Semedo, Darien	SR Concordia (N)	55.80m	2(5)	
16	Stovall, Stuart	FR Cornerstone	55.61m	2(6)	
17	Hoelscher, Isaiah	JR Hannibal-LaG	55.26m	1(3)	
18	Frantz, Gavin	SR Columbia (Mo)	55.18m	3(9)	
19	Klute, Brady	SR Concordia (N)	54.95m	2(7)	
20	Dahlgren, Dylan	SO Dickinson St.	54.73m	1(4)	
21	Marshall, Nickolas	JR William Penn	54.64m	2(8)	
22	Church, Mark	SO Eastern Ore	53.59m	1(5)	
23	Kazimov, Ridvan	JR Life	51.57m	1(6)	
24	Dickey, Trey	JR Doane	50.43m	1(7)	
25	Asche, Connor	JR Concordia (N)	50.24m	1(8)	
	Woods, Payton	SR St. Ambrose	NM	1	
	Murphy, Mason	SO Indiana Tech	NM	1	
	Baker, Wade	SR Waldorf	NM	2	

#32 Women's Pole Vault

R Championship 4.16m Lesa Kubishta 2000

12:00 PM (Day 1):

Pl	Name	Yr Team	Mark	Pts
1	Urbanowicz, Sonya	SO British Colum	3.85m	10
2	Brown, Nevaeh	JR Midway	3.80m	8
3	Conrad, Margherita	SO Siena Heights	3.75m	6
4	Wingo, Olivia	JR Viterbo	3.75m	4.5
4	Fugate, Tyler	JR Siena Heights	3.75m	4.5
6	Dolce, Evelyn	FR Indiana Tech	3.75m	3
7	Johnson, Emma	JR Viterbo	3.70m	2
8	Pribyl, Kaylee	FR Doane	3.70m	1
9	Stanley, Kennedy	SO Doane	3.70m	
10	Nowell, Samantha	SR Siena Heights	3.70m	
10	Zeilenga, Gabrielle	FR Bethel (Ind.)	3.70m	
12	Townsend, Tatum	SR Cornerstone	3.60m	
13	Stewart, Emma	FR Spring Arbor	3.60m	
14	Gallagher, Chloe	SR Carroll (Mont.	3.60m	
15	Conway, Grace	JR Bethel (Ind.)	3.60m	
16	Baumert, Paloma	FR Jessup	3.50m	
17	Judge, Megan	JR Life	3.50m	
18	Manecke, Dakota	JR Rocky Mount	3.50m	
18	Holloway, Brooke	SO Mount Verno	3.50m	
20	Howell, Emily	SR Viterbo	3.40m	
20	Bailey, Krislynn	SR St. Mary-of-th	3.40m	
20	Scott, Alaina	JR Missouri Bapt	3.40m	
23	Beets, Abby	FR Evangel	3.40m	
23	Sumer, Sophia	SO Bethel (Ind.)	3.40m	
25	Fager, Cecily	FR Cornerstone	3.40m	
	Morse, Jordan	SO St. Thomas (NH	
	Kelperis, Cameron	FR Life	NH	
	Joyce, Taylor	FR Eastern Ore	NH	
	Wahl, Madison	JR Dickinson St.	NH	
	Baynes, Shaily	JR Aquinas	NH	

#43 Men's Javelin


R Championship 75.46m Rick Simoncic 1986

3:30 PM (Day 1):

Pl	Name	Yr Team	Mark	F(Pl)	Pts
1	Friedberg, David	SR Reinhardt	71.88m	3(1)	10
2	Blatnik, Jakob	JR Point Park	67.08m	3(2)	8
3	Mitchell, Andrew	SR Southern Ore	65.79m	3(3)	6
4	Ludwick, Jacob	JR Ottawa	62.82m	3(4)	5
5	Kuziak, Cameron	JR British Colum	62.66m	3(5)	4
6	Szumer, Eli	SR The Master's	62.50m	2(1)	3
7	Hiebert, Gage	SR Baker	61.55m	2(2)	2
8	Graham, Koby	SO Evangel	61.02m	3(6)	1
9	Sjogren, Kort	SR Bethany (Kan	60.05m	2(3)	

NAIA OUTDOOR TRACK & FIELD CHAMPIONSHIPS

Marion, IN
Indiana Wesleyan University
5/22/2024 - 5/24/2024



OFFICIAL MEET REPORT
printed: 5/24/2024 6:57 PM

RESULTS

#43 Men's Javelin (cont'd)

3:30 PM (Day 1):

Pl	Name	Yr Team	Mark	F(Pl)	Pts
10	Manuel, Theo	FR British Colum	59.43m	3(7)	
11	Brogan, Davis	SO MidAmerica	57.47m	2(4)	
12	Wells, Jacob	SO Webber	56.74m	1(1)	
13	Holderby, Gabe	SO Viterbo	56.44m	2(5)	
14	Lamey, Jr., Jack	FR Cumberland	55.89m	1(2)	
15	Ignacio, Jose	SR Oregon Tech	55.78m	3(8)	
16	Richardson, Alex	SO Evangel	55.73m	2(6)	
17	Nelson, Caleb	SR Baker	55.49m	1(3)	
18	Crumbliss, Mason	FR Doane	55.24m	1(4)	
19	Thelander, Ben	JR Northwestern	54.87m	2(7)	
20	Stewart, Brody	FR MidAmerica	54.48m	1(5)	
21	Camarca, Alex	SO St. Thomas (52.85m	1(6)	
22	Rice, Ethan	FR Reinhardt	52.06m	2(8)	
23	Allen, Nick	SR MidAmerica	51.08m	1(7)	
24	De Haan, Jonathan	SO Dordt	48.25m	1(8)	
25	Hornby, Reuben	SO Carroll (Mont.	44.90m	2(9)	
26	Thompson, Josiah	SR Grace	43.36m	1(9)	
27	Smart-Reed, Daniel	SR British Colum	41.14m	1(10)	
	Boyer, Matthew	SO Concordia (N	NM	3	

#46 Women's Hammer

R Championship 61.64m Reta Woodard 2013

3:30 PM (Day 1):

Pl	Name	Yr Team	Mark	F(Pl)	Pts
1	Batu, Jennifer	SR Life	R 64.14m	3(1)	10
2	Anderson, Kiara	SR Hastings	60.83m	3(2)	8
3	Dadson, Michelle	JR British Colum	57.84m	2(1)	6
4	Lotz, Victoria	JR MidAmerica	56.73m	3(3)	5
5	Green, Madison	SR Grand View	56.58m	2(2)	4
6	Fuller, Macy	SR Doane	56.09m	3(4)	3
7	Conner, Allyson	SR Providence (54.35m	3(5)	2
8	Thornton, Oliviyah	SO Dakota State	53.14m	2(3)	1
9	Nygaard, Tori	SR Dickinson St.	53.09m	2(4)	
10	Benjamin, Arriana	SR Marian (Ind.)	52.69m	1(1)	
11	Agugua, Precious	JR St. Xavier	52.29m	3(6)	
12	Green, Abby	SO Friends	52.08m	1(2)	
13	Nichols, Bri	JR Indiana Wesl	51.94m	1(3)	
14	Hall, Bella	SO British Colum	51.86m	2(5)	
15	Beard, Baylee	SO Central Meth	51.69m	3(7)	
16	Pokorney, Kamryn	SR Concordia (N	51.62m	1(4)	
17	Gerber, Abigail	JR Concordia (N	51.00m	2(6)	
18	Laumeyer, Taylor	SO Dickinson St.	49.53m	1(5)	
19	Duncan, Sydney	FR Indiana Koko	49.51m	2(7)	
20	Richardson, Kaydence	SO Aquinas	49.10m	1(6)	
21	Pedretti, Jessica	JR Jessup	49.02m	1(7)	

#46 Women's Hammer (cont'd)

3:30 PM (Day 1):

Pl	Name	Yr Team	Mark	F(Pl)	Pts
22	Omizi, Sophiat	JR Cumberland (48.96m	1(8)	
23	Wolfe, Karli	SR Central Meth	48.03m	1(9)	
24	Gleason, Jenna	JR Dordt	47.92m	2(8)	
25	Wohlgemuth, Abi	JR Concordia (N	47.19m	2(9)	
	Heesch, Maggie	SO Midland	NM	1	
	Woodward, Kenna	SR Eastern Ore	NM	3	
	Herron, Star	JR College of Ida	NM	3	

#34 Women's Long Jump

R Championship 6.70m Ruky Abdulai 2007

6:00 PM (Day 1):

Pl	Name	Yr Team	Mark	F(Pl)	Pts
1	Linton, Machaeda	JR William Carey	6.35m (+0.5)	3(1)	10
2	Williams, Jaelynn	JR Texas Wesle	5.90m (+0.0)	3(2)	8
3	Green, Reanna	JR MidAmerica	5.89m (+0.0)	3(3)	6
4	Schofield, Alexia	JR Campbellsvill	5.88m (+0.0)	3(4)	5
5	Samuel, Blessing	SO Cumberland (5.85m (+1.6)	2(1)	4
6	Kante, Abia	FR Cumberland	5.84m (+0.4)	2(2)	3
7	Hall, Myesha	JR Truett-McCon	5.79m (+0.0)	3(5)	2
8	Batu-Tiako, Abigaille	SR William Penn	5.79m (+0.3)	2(3)	1
9	Turner, Carlie	SR Indiana Tech	5.75m (+0.0)	2(4)	
10	Siefert, Kiana	SO Taylor	5.69m (+0.2)	1(1)	
11	Cardwell, Jordyn	JR Brescia	5.61m (+2.5)	1(2)	
12	Nzeakor, Valerie	JR Indiana Tech	5.56m (+0.5)	2(5)	
13	Richards, Linnearia	JR Siena Heights	5.56m (+1.0)	2(7)	
14	Carpenter, Jennah	JR Lewis-Clark	5.54m (+0.4)	1(3)	
15	Greschner, Mya	SO Point Park	5.54m (+0.2)	2(7)	
16	Lindenmeyer, Carly	SR MidAmerica	5.51m (+0.0)	1(4)	
17	Graham, Andrea	SR Florida Memo	5.49m (+0.8)	1(5)	
18	Weems, Jordyn	JR Ottawa	5.49m (+0.2)	2(8)	
19	Clifford, Fegor	SR William Carey	5.48m (+0.0)	3(6)	
20	Zeilenga, Gabrielle	FR Bethel (Ind.)	5.47m (+0.4)	1(6)	
21	Boyd, Alexia	SR Campbellsvill	5.44m (+0.0)	3(7)	
22	Morales, Fabiana	FR William Carey	5.28m (+0.0)	1(7)	
23	Diamond, Kaylee	JR Aquinas	5.11m (+0.0)	1(8)	
24	Armstrong, Rylee	FR Montana Tec	5.10m (+0.0)	3(8)	
	Wilson, Zaniyah	JR William Carey	NM (NW)	1	
	Vargo, Morgan	JR Cornerstone	NM (NW)	2	

#44 Women's Javelin


R Championship 56.09m Liz Gleadle 2010

7:00 PM (Day 1):

Pl	Name	Yr Team	Mark	F(Pl)	Pts
1	Barber, Laurel	SR MidAmerica	45.12m	3(1)	10
2	Powers, Nora	FR MidAmerica	45.07m	3(2)	8

NAIA OUTDOOR TRACK & FIELD CHAMPIONSHIPS

Marion, IN
Indiana Wesleyan University
5/22/2024 - 5/24/2024



OFFICIAL MEET REPORT
printed: 5/24/2024 6:57 PM

RESULTS

#44 Women's Javelin (cont'd)

7:00 PM (Day 1):

Pl	Name	Yr Team	Mark	F(Pl)	Pts
3	Clark, McKenzie	SR Providence (43.80m	3(3)	6
4	Byrum, Emma	SR Indiana Koko	43.31m	3(4)	5
5	Boub, Rian	SR St. Thomas (42.80m	1(1)	4
6	Odegard, Kendra	JR Valley City St	41.84m	3(5)	3
7	Snell, Sarah	FR British Colum	41.74m	3(6)	2
8	Stottlemyre, Gretchen	JR Concordia (N	41.60m	1(2)	1
9	Emerson, Ellie	SO Warner	41.56m	3(7)	
10	Conley, Sammy	JR Eastern Ore	41.49m	2(1)	
11	Ravelli, Nikki	SO Lindsey Wilso	41.31m	1(3)	
12	Pedretti, Jessica	JR Jessup	41.19m	1(4)	
13	Thomas, Natalie	SR William Wood	41.14m	1(5)	
14	Jordan, Jenna	JR Montana Tec	40.97m	1(6)	
15	Collie, Davanna	SO St. Thomas (40.64m	3(8)	
16	DiGiacomo, Ryah	FR Indiana Tech	40.29m	2(2)	
17	Boersema, Hannah	SO St. Francis (In	39.98m	2(3)	
18	Bajarunas, Liepa	SO British Colum	39.53m	2(4)	
19	Pisenti, Julia	FR Jessup	39.45m	1(7)	
20	Grandle, Lizzy	SO Eastern Ore	39.27m	3(9)	
21	Janes, Giovanna	SR British Colum	39.12m	2(5)	
22	Stieglitz, Kea	SR Lewis-Clark	38.58m	3(10)	
23	Reese, Sorren	SO Carroll (Mont.	38.43m	2(6)	
24	Opperman, Tyra	FR Montana Tec	37.28m	2(7)	
25	Spencer, Avery	JR Olivet Nazare	36.14m	1(8)	
26	Hansen, Sadie	JR Valley City St	35.83m	1(9)	
27	Vander Hamm, Molly	JR Doane	35.48m	2(8)	
28	Andress, Alyssa	SR Dickinson St.	35.05m	1(10)	
29	Babb, Katilyn	SR Truett-McCon	34.35m	2(9)	
30	Keltner, Halsie	JR Northwest U.	33.27m	1(11)	
31	Burton, Madeline	JR Columbia (Mo	28.69m	2(10)	

#42-6 Men's Decathlon 110m Hurdles

R Championship 13.74 Dominique DeGrammont 2003

10:00 AM (Day 2):

Pl	Name	Yr Team	Time	H(Pl)	Pts
1	Smith, Ricardo	SO Brescia	14.21 (+2.4)	4(1)	948
2	Davis, TJ	SR Eastern Ore	14.41 (+2.4)	4(2)	922
3	Rogers, Logan	SO Texas Wesle	14.82 (+1.0)	1(1)	871
4	Steenwinkel, Nigel	JR Cumberlandds	15.01 (+1.0)	1(2)	848
5	Roberts, Treshawn	SR Dakota State	15.06 (+2.4)	4(3)	842
6	Miles, Israel	SR Eastern Ore	15.25 (+1.7)	3(1)	820
7	Blacknall, Montrell	JR SAGU	15.37 (+1.7)	3(2)	805
8	Cary, Hunter	JR Central Meth	15.40 (+1.9)	2(1)	802
9	Harms, Andrew	FR Doane	15.85 (+1.9)	2(2)	750
10	Schleis, Mason	SR Mount Marty	15.89 (+1.9)	2(3)	745
11	Mallett, Drew	SO Culver-Stockt	15.99 (+1.7)	3(3)	734

#42-6 Men's Decathlon 110m Hurdles (cont'd)

10:00 AM (Day 2):

Pl	Name	Yr Team	Time	H(Pl)	Pts
12	Giittinger, Carter	FR Friends	16.24 (+1.7)	3(4)	706
13	Deitering, Brody	SO Clarke	16.79 (+1.9)	2(4)	646
14	Monaco, Tucker	SO Carroll (Mont.	17.03 (+2.4)	4(4)	621
	Smith, Ethan	JR Central Meth	DNF (NW)	1	

#42-7 Men's Decathlon Discus

R Championship 64.08m Ade Olukoju 1990

Pl	Name	Yr Team	Mark	Pts
1	Roberts, Treshawn	SR Dakota State	45.34m	774
2	Davis, TJ	SR Eastern Ore	39.90m	663
3	Steenwinkel, Nigel	JR Cumberlandds	37.73m	619
4	Deitering, Brody	SO Clarke	37.17m	607
5	Smith, Ethan	JR Central Meth	35.55m	575
6	Cary, Hunter	JR Central Meth	35.35m	571
7	Monaco, Tucker	SO Carroll (Mont.	33.20m	528
8	Smith, Ricardo	SO Brescia	33.17m	527
9	Miles, Israel	SR Eastern Ore	29.32m	451
10	Giittinger, Carter	FR Friends	29.13m	447
11	Mallett, Drew	SO Culver-Stockt	27.42m	414
12	Rogers, Logan	SO Texas Wesle	27.09m	408
13	Schleis, Mason	SR Mount Marty	26.82m	402
14	Blacknall, Montrell	JR SAGU	26.20m	390
15	Harms, Andrew	FR Doane	25.06m	368

#42-8 Men's Decathlon Pole Vault

R Championship 5.56m Billy Olson 1982

Pl	Name	Yr Team	Mark	Pts
1	Steenwinkel, Nigel	JR Cumberlandds	4.55m	775
2	Roberts, Treshawn	SR Dakota State	4.55m	775
3	Miles, Israel	SR Eastern Ore	4.45m	746
4	Blacknall, Montrell	JR SAGU	4.45m	746
5	Monaco, Tucker	SO Carroll (Mont.	4.35m	716
6	Schleis, Mason	SR Mount Marty	4.35m	716
7	Davis, TJ	SR Eastern Ore	4.15m	659
8	Giittinger, Carter	FR Friends	4.15m	659
9	Harms, Andrew	FR Doane	3.85m	576
10	Deitering, Brody	SO Clarke	3.75m	549
11	Smith, Ethan	JR Central Meth	3.75m	549
12	Mallett, Drew	SO Culver-Stockt	3.65m	522
13	Smith, Ricardo	SO Brescia	3.55m	496
14	Cary, Hunter	JR Central Meth	3.45m	469
	Rogers, Logan	SO Texas Wesle	NH	

NAIA OUTDOOR TRACK & FIELD CHAMPIONSHIPS

Marion, IN
Indiana Wesleyan University
5/22/2024 - 5/24/2024



OFFICIAL MEET REPORT
printed: 5/24/2024 6:57 PM

RESULTS

#42-9 Men's Decathlon Javelin

R Championship 75.46m Rick Simonicc 1986

Pl Name	Yr Team	Mark	Pts
1 Roberts, Treshawn	SR Dakota State	54.95m	662
2 Davis, TJ	SR Eastern Ore	54.01m	648
3 Smith, Ricardo	SO Brescia	50.85m	601
4 Rogers, Logan	SO Texas Wesle	50.00m	589
5 Steenwinkel, Nigel	JR Cumberlands	48.03m	559
6 Cary, Hunter	JR Central Meth	47.88m	557
7 Monaco, Tucker	SO Carroll (Mont.)	47.38m	550
8 Blacknall, Montrell	JR SAGU	47.08m	546
9 Miles, Israel	SR Eastern Ore	46.82m	542
10 Schleis, Mason	SR Mount Marty	44.46m	507
11 Deitering, Brody	SO Clarke	41.51m	464
12 Mallett, Drew	SO Culver-Stockt	40.73m	453
13 Harms, Andrew	FR Doane	39.57m	436
14 Smith, Ethan	JR Central Meth	39.18m	430
15 Giittinger, Carter	FR Friends	32.31m	332

#42-10 Men's Decathlon 1500 Meters

R Championship 3:41.39 Silas Kisorio 2012

Pl Name	Yr Team	Time	Pts
1 Monaco, Tucker	SO Carroll (Mont.)	4:26.83	766
2 Davis, TJ	SR Eastern Ore	4:35.29	710
3 Harms, Andrew	FR Doane	4:35.72	707
4 Schleis, Mason	SR Mount Marty	4:42.74	663
5 Deitering, Brody	SO Clarke	4:46.20	642
6 Steenwinkel, Nigel	JR Cumberlands	5:01.03	554
7 Cary, Hunter	JR Central Meth	5:02.30	547
8 Mallett, Drew	SO Culver-Stockt	5:07.89	515
9 Giittinger, Carter	FR Friends	5:10.24	502
10 Roberts, Treshawn	SR Dakota State	5:10.28	502
11 Miles, Israel	SR Eastern Ore	5:14.49	479
12 Blacknall, Montrell	JR SAGU	5:26.09	419
13 Smith, Ricardo	SO Brescia	5:43.35	336
Smith, Ethan	JR Central Meth	DNF	
Rogers, Logan	SO Texas Wesle	DNF	

#41-5 Women's Outdoor Heptathlon Long Jump

R Championship 6.70m Ruky Abdulai 2007

11:00 AM (Day 2):

Pl Name	Yr Team	Mark	Pts
1 Dutchak, Rebecca	JR British Colum	6.00m (+0.0)	850
2 Clark, Abby	JR Montana Tec	5.66m (+0.0)	747
3 McColly, Kaitlyn	JR Dickinson St.	5.45m (+0.1)	686
4 Stevens, Abi	SR Southern Ore	5.44m (+0.0)	683
5 Finke, Renee	JR Central Meth	5.43m (+0.0)	680

#41-5 Women's Outdoor Heptathlon Long Jump

11:00 AM (Day 2):

Pl Name	Yr Team	Mark	Pts
6 Hines, Mya	FR Cumberlands	5.42m (+0.0)	677
7 Washington, Adrienne	SO Eastern Ore	5.32m (+0.3)	648
8 Straus, Delaney	SO Culver-Stockt	5.32m (+1.0)	648
9 Helmuth, Cailyn	SR Bethel (Ind.)	5.31m (+1.7)	645
10 Bellamy, Haley	SO Central Meth	5.27m (+0.0)	634
11 Richert, Amy	SR Concordia (N)	5.21m (+0.0)	617
12 Bedard, Karli	SR Eastern Ore	5.08m (+0.5)	581
13 Grandle, Lizzy	SO Eastern Ore	5.00m (+0.7)	559
14 Odell, Ally	SR Oregon Tech	4.98m (+1.0)	554
15 Noble, Josi	SO Concordia (N)	4.85m (+0.2)	519
16 Barnes, Emma	SO Montreat	4.69m (+0.0)	477

#41-6 Women's Outdoor Heptathlon Javelin

R Championship 56.09m Liz Gleadle 2010

Pl Name	Yr Team	Mark	Pts
1 Barnes, Emma	SO Montreat	38.15m	632
2 Washington, Adrienne	SO Eastern Ore	38.06m	630
3 Grandle, Lizzy	SO Eastern Ore	37.77m	625
4 Richert, Amy	SR Concordia (N)	35.33m	578
5 Straus, Delaney	SO Culver-Stockt	34.88m	569
6 Clark, Abby	JR Montana Tec	33.53m	544
7 Dutchak, Rebecca	JR British Colum	32.94m	532
8 Stevens, Abi	SR Southern Ore	32.58m	526
9 McColly, Kaitlyn	JR Dickinson St.	32.30m	520
10 Finke, Renee	JR Central Meth	30.43m	485
11 Noble, Josi	SO Concordia (N)	27.16m	423
12 Bedard, Karli	SR Eastern Ore	26.98m	420
13 Helmuth, Cailyn	SR Bethel (Ind.)	25.62m	394
14 Odell, Ally	SR Oregon Tech	25.21m	386
15 Hines, Mya	FR Cumberlands	20.88m	305
Bellamy, Haley	SO Central Meth	NM	


#41-7 Women's Outdoor Heptathlon 800 Meters

R Championship 2:02.12 Helen Crofts 2011

Pl Name	Yr Team	Time	Pts
1 Straus, Delaney	SO Culver-Stockt	2:12.68	926
2 Stevens, Abi	SR Southern Ore	2:16.26	875
3 Clark, Abby	JR Montana Tec	2:21.22	807
4 McColly, Kaitlyn	JR Dickinson St.	2:22.54	789
5 Bedard, Karli	SR Eastern Ore	2:26.13	742
6 Finke, Renee	JR Central Meth	2:26.43	738
7 Helmuth, Cailyn	SR Bethel (Ind.)	2:26.92	732
8 Odell, Ally	SR Oregon Tech	2:27.26	728
9 Dutchak, Rebecca	JR British Colum	2:28.39	713

NAIA OUTDOOR TRACK & FIELD CHAMPIONSHIPS

Marion, IN
Indiana Wesleyan University
5/22/2024 - 5/24/2024



OFFICIAL MEET REPORT
printed: 5/24/2024 6:57 PM

RESULTS

#41-7 Women's Outdoor Heptathlon 800 Meters (cont'd)

Pl Name	Yr Team	Time	Pts
10 Noble, Josi	SO Concordia (N)	2:29.55	699
11 Hines, Mya	FR Cumberlandds	2:30.72	684
12 Barnes, Emma	SO Montreat	2:33.34	652
13 Bellamy, Haley	SO Central Meth	2:34.40	639
14 Washington, Adrienne	SO Eastern Oreg	2:35.27	628
15 Richert, Amy	SR Concordia (N)	2:37.44	603
16 Grandle, Lizzy	SO Eastern Oreg	2:46.72	498

#15 Women's 100m Hurdles

R Championship 13.28 Crystal Bardge 2012

2:00 PM (Day 2): (Top 1 per Heat + next 5 advance)

Prelims

Pl Name	Yr Team	Time	H(Pl)
1 Antkoviak, Hannah	JR Olivet Nazare	13.79 (+1.1)Q	3(1)
2 Mensah, Doris	SO Cumberland (13.82 (+0.4)Q	4(1)
3 Myles, Salieci	SR William Carey	13.86 (+0.9)Q	1(1)
4 Abu, Joy	JR William Carey	14.01 (+0.3)Q	2(1)
5 Johnson, Emma	SR Columbia Int'l	14.10 (+0.9)q	1(2)
6 Pogue, Kiya	JR Indiana Tech	14.20 (+0.4)q	4(2)
7 Kelly, Madigan	JR Lewis-Clark	14.28 (+0.9)q	1(3)
8 McCall, Kaylah	SO Olivet Nazare	14.37 (+0.3)q	2(2)
9 Latchinson, An'Janae	JR William Carey	14.42 (+1.1)q	3(2)
10 Rodencal, Adrianna	SO Concordia (N)	14.43 (+1.1)	3(3)
11 Mendez, Irmiris	JR Southeastern	14.47 (+1.1)	3(4)
12 Garrett, Josie	SO Doane	14.48 (+0.9)	1(4)
13 McColly, Kaitlyn	JR Dickinson St.	14.53 (+0.3)	2(3)
14 Coleman, Kylar	SO Xavier-Louisi	14.56 (+0.9)	1(5)
15 Harris, Jade	SO Xavier-Louisi	14.56 (+0.4)	4(3)
16 Pringle, Mackenzie	FR Columbia (S.	14.65 (+1.1)	3(5)
17 Dyer, Daena	SO William Carey	14.71 (+0.4)	4(4)
18 Svoboda, Kayla	SO Concordia (N)	14.73 (+0.9)	1(6)
19 Jackson, Faith	SR Siena Heights	14.73 (+0.3)	2(4)
20 Bagarus, Rylin	SR Bethel (Ind.)	14.88 (+1.1)	3(6)
21 Terpstra, Addisyn	FR Grand View	14.88 (+0.4)	4(5)
22 Peasley, Ane`	FR Columbia Int'l	14.89 (+0.9)	1(7)
23 Hawk, Ally	JR Indiana Wesl	14.89 (+0.3)	2(5)
24 Allen, Makiyah	SO Campbellsvill	14.91 (+1.1)	3(7)
25 Hibbert, Leojai	FR Xavier-Louisi	14.91 (+0.9)	1(8)
26 DiVeronica, Emma	SO St. Thomas (14.94 (+0.4)	4(6)
27 Richards, Linnearia	JR Siena Heights	14.97 (+0.9)	1(9)
28 Johnson, Kailey	SR Central Meth	15.09 (+0.3)	2(6)
29 Walton, Jaylah	JR Madonna	15.25 (+0.3)	2(7)
30 Waseq, Erica	SO Jessup	15.27 (+0.3)	2(8)
31 Williams, Charity	SO McPherson	15.32 (+1.1)	3(8)
32 George, Ashinee	JR Mount Marty	15.50 (+0.4)	4(7)
33 Reed, Talayna	SR Columbia Int'l	15.54 (+0.3)	2(9)

#15 Women's 100m Hurdles (cont'd)

2:00 PM (Day 2): (Top 1 per Heat + next 5 advance)

Prelims

Pl Name	Yr Team	Time	H(Pl)
34 Hillen, Natalea	SR Point Park	15.82 (+1.1)	3(9)
Jones, Katlyn	SR Indiana Tech	DNF (NW)	4

#16 Men's 110m Hurdles

R Championship 13.74 Dominique DeGrammont 2003


2:15 PM (Day 2): (Top 1 per Heat + next 5 advance)

Prelims

Pl Name	Yr Team	Time	H(Pl)
1 Houston, Tajeon	JR Texas Wesle	14.05 (+0.2)Q	1(1)
2 Mokuah, Collins	JR Indiana Tech	14.09 (+0.6)Q	4(1)
3 Turner, Zach	JR Doane	14.14 (+1.0)Q	2(1)
4 Niang, Emmanuel	JR Talladega	14.20 (+0.6)q	4(2)
5 Williams IV, Leroy	JR Central Meth	14.24 (+0.6)Q	3(1)
6 Fletcher, Keith	SR Milligan	14.29 (+0.2)q	1(2)
7 Guadiano, Cameron	FR Southeastern	14.30 (+0.6)q	3(2)
8 Lee, Giandre	JR Madonna	14.30 (+0.6)q	3(3)
9 Cooper, Ishan	SO Campbellsvill	14.38 (+1.0)q	2(2)
10 Persad, Daniel	SO Life	14.45 (+0.2)	1(3)
11 Sanders, Javon	SR Indiana Tech	14.50 (+0.6)	4(3)
12 Adams, Ceondae	SO Mount Mercy	14.59 (+0.6)	4(4)
13 Anderson, Jalen	SR Viterbo	14.60 (+0.2)	1(4)
14 Mills, Kanye	FR Point Park	14.64 (+0.6)	3(4)
15 Laing, Dario	SO Columbia Int'l	14.71 (+1.0)	2(3)
16 Sekiyama-Nava, Diego	JR Indiana Tech	14.72 (+1.0)	2(4)
17 Franklin, Lendale	JR St. Xavier	14.73 (+0.2)	1(5)
18 Thrasher, Van	FR Campbellsvill	14.74 (+1.0)	2(5)
19 Johnson, Kamar	JR Huston-Tillots	14.80 (+0.6)	3(5)
20 Carter, Camren	SR Judson	14.82 (+0.6)	4(5)
21 Shepard, Evan	SO Midland	14.82 (+0.6)	4(6)
22 Moran, Kelen	SO Texas Wesle	14.83 (+1.0)	2(6)
23 Rivers, Jabez	JR Culver-Stockt	14.85 (+1.0)	2(7)
24 Thompson, Mason	JR Grand View	14.86 (+0.2)	1(6)
25 George, Wilton	JR Briar Cliff	14.87 (+0.6)	3(6)
26 Watson, Chris	JR Vanguard	14.90 (+0.6)	3(7)
27 Olivo Cabrera, Jorge	SR Waldorf	14.97 (+0.2)	1(7)
28 Howard, Isaiah	JR Baker	14.97 (+0.6)	3(8)
29 Williams, Connor	JR Mount Verno	15.01 (+0.6)	4(7)
30 Boydston, Hayden	JR Texas Wesle	15.11 (+0.2)	1(8)
31 Johnson, Kayron	SR Ottawa	15.20 (+0.2)	1(9)
32 Puppe, Deagan	SO Mount Marty	16.10 (+0.6)	4(8)

NAIA OUTDOOR TRACK & FIELD CHAMPIONSHIPS

Marion, IN
Indiana Wesleyan University
5/22/2024 - 5/24/2024



OFFICIAL MEET REPORT
printed: 5/24/2024 6:57 PM

RESULTS

#8 Women's 800 Meters

R Championship 2:02.12 Helen Crofts 2011

2:30 PM (Day 2): (Top 1 per Heat + next 5 advance)

Prelims

Pl Name	Yr Team	Time	H(Pl)
1 Delaville, Emeline	FR Life	2:08.84Q	3(1)
2 Pinkerton, Veronica	SR Hastings	2:09.38q	3(2)
3 Mortimer, Rachel	SR British Colum	2:09.55Q	2(1)
4 Ylipahkala, Abby	JR British Colum	2:10.37Q	4(1)
5 Voyles, Lisa	SR Indiana Tech	2:10.82Q	1(1)
6 Sauder, Kylie	JR Grace	2:11.47q	1(2)
7 Palmgren, Ellen	SR The Master's	2:11.70q	3(3)
8 Esch, Jenna	JR Concordia (N	2:11.81q	2(2)
9 Woods, Katie	SO Marian (Ind.)	2:12.47q	4(2)
10 Bahena, Kiara	FR St. Francis (In	2:12.48	3(4)
11 Campbell, Mackenzie	SR British Colum	2:12.73	1(3)
12 Jolley, Cailen	SR Oklahoma Cit	2:12.92	1(4)
13 Johnson, Suzie	SO The Master's	2:12.98	4(3)
14 Mathis, Olivia	SO St. Xavier	2:13.10	4(4)
15 Buwalda, Shelby	SO Dordt	2:13.31	1(5)
15 Gripacus, Melissa	SO Keiser	2:13.31	2(3)
17 Mays, Abigail	JR Taylor	2:13.50	4(5)
18 Simancas, Maria	JR William Carey	2:14.25	2(4)
19 Albo, Jacqueline	SR Lawrence Te	2:14.27	2(5)
20 Gregg, Carlie	SR St. Mary (Kan	2:14.43	1(6)
21 Straus, Delaney	SO Culver-Stockt	2:14.44	3(5)
22 Yelton, Jaymee	JR Huston-Tillots	2:16.37	4(6)
23 Correa, Geraldin	SR Lewis-Clark	2:16.90	4(7)
24 Clarke, Alexandra	SO St. Xavier	2:18.27	2(6)
25 Hamilton, Lauren	FR Madonna	2:20.24	3(6)
26 Mahony, Aoife	SR Southeastern	2:34.16	2(7)

#7 Men's 800 Meters

R Championship 1:46.10 Kenneth Koech 1999

2:50 PM (Day 2): (Top 2 per Heat + next 3 advance)

Prelims

Pl Name	Yr Team	Time	H(Pl)
1 Long, Michael	FR Ave Maria	1:50.65Q	1(1)
2 Huyser, Carter	SR Kansas Wesl	1:50.76Q	1(2)
3 Hardy, Spencer	SR British Colum	1:51.03q	1(3)
4 Gordon, Carter	SR Lewis-Clark	1:51.15Q	2(1)
5 Santorum, Luca	FR Cumberland	1:51.18Q	3(1)
6 DORSETT, CHARLES III	SR TAMU-Texark	1:51.22Q	2(2)
7 Joel, Forbes	JR Cumberland (1:51.24q	2(3)
8 Trevino, Tristan	FR Marian (Ind.)	1:51.32Q	3(2)
9 Garcia, Keyshawn	FR Wayland Bapt	1:51.35q	3(3)
10 Pololet, Evans	JR Wayland Bapt	1:51.72	3(4)

#7 Men's 800 Meters (cont'd)

2:50 PM (Day 2): (Top 2 per Heat + next 3 advance)

Prelims

Pl Name	Yr Team	Time	H(Pl)
11 Parsells, Griffen	JR Lewis-Clark	1:51.81	1(4)
12 Ulunque, Ramiro	JR Point Park	1:51.89	2(4)
13 Perez, Luis	JR St. Mary (Kan	1:51.98	1(5)
14 Slominski, Nolan	FR Dakota State	1:52.18	1(6)
15 Barville, Ian	SR Montana Tec	1:52.22	2(5)
16 Robeaux, Brendan	JR Oklahoma Cit	1:52.34	3(5)
17 Kundo, Weston	SR Indiana Wesl	1:52.59	3(6)
18 Conkel, Nate	SR Taylor	1:52.63	2(6)
19 Morgan, Connor	JR Truett-McCon	1:52.89	1(7)
20 Rufenacht, Logan	SR Grace	1:52.99	2(7)
21 Jarfani, Walid	SO Texas Wesle	1:53.56	2(8)
22 Meadows, Devon	SO British Colum	1:53.91	1(8)
23 Callaway, Dillon	JR Tabor	1:54.15	2(9)
24 Williams, Brandon	SR William Penn	1:54.29	3(7)
25 Caines, Alexander	SO Park U.	1:54.46	3(8)
26 Reyes, Roger	SR St. Thomas (1:55.41	3(9)
27 Chatman, Aydan	FR Huston-Tillots	1:57.48	1(9)

#2 Women's 100 Meters

R Championship 11.28 Jura Levy 2014


3:20 PM (Day 2): (Top 2 per Heat + next 3 advance)

Prelims

Pl Name	Yr Team	Time	H(Pl)
1 Hobbs, Ny'tierra	JR Madonna	11.50 (+2.2)Q	1(1)
2 Linton, Machaeda	JR William Carey	11.60 (-0.6)Q	3(1)
3 Abu, Joy	JR William Carey	11.61 (-0.6)Q	3(2)
4 Warthen, Jamaya	JR Indiana Tech	11.65 (-1.1)Q	2(1)
5 Myles, Salieci	SR William Carey	11.65 (-0.6)q	3(3)
6 Hekl, Neryah	FR Doane	11.69 (+2.2)Q	1(2)
7 Busker, Alyssa	SR Trinity Christi	11.76 (+2.2)q	1(3)
8 Levy, Shannon	FR Florida Memo	11.79 (+2.2)q	1(4)
9 Johnson, Emma	SR Columbia Int'l	11.82 (-1.1)Q	2(2)
10 Boyd, Alexia	SR Campbellsvill	11.82 (+2.2)	1(5)
11 Johnson, Nicole	SR Warner	11.84 (-1.1)	2(3)
12 Montgomery, Trinity	FR Multnomah	11.87 (-1.1)	2(4)
13 McKenzie, Fredricka	SR William Carey	11.92 (-0.6)	3(4)
14 Williams, Jaelynn	JR Texas Wesle	11.93 (+2.2)	1(6)
15 Sobkowich, Hanna	JR British Colum	11.93 (-0.6)	3(5)
16 Turner, Kynnedey	JR Xavier-Louisi	11.94 (-0.6)	3(6)
17 Raney, Gretchen	JR St. Mary (Kan	12.04 (-1.1)	2(5)
18 Smith, Tyeesee	JR William Carey	12.04 (+2.2)	1(7)
19 Pogue, Kiya	JR Indiana Tech	12.07 (-1.1)	2(6)
20 Gregory, Trinyty	JR Columbia Int'l	12.14 (-0.6)	3(7)
21 White, Jazmyne	FR Huston-Tillots	12.38 (-1.1)	2(7)

NAIA OUTDOOR TRACK & FIELD CHAMPIONSHIPS

Marion, IN
Indiana Wesleyan University
5/22/2024 - 5/24/2024



OFFICIAL MEET REPORT
printed: 5/24/2024 6:57 PM

RESULTS

#2 Women's 100 Meters (cont'd)

3:20 PM (Day 2): (Top 2 per Heat + next 3 advance)

Prelims

Pl	Name	Yr Team	Time	H(Pl)
22	Johnson, Charlette	SR Columbia Int'l	12.55 (-0.6)	3(8)

#1 Men's 100 Meters

R Championship 10.05 Davidson Ezinwa 1992

3:40 PM (Day 2): (Top 2 per Heat + next 3 advance)

Prelims

Pl	Name	Yr Team	Time	H(Pl)
1	Aggerh, Barnabas	SO William Carey	10.23 (+2.2)Q	1(1)
2	Blacknell, Deveyon	SR Madonna	10.30 (+1.9)Q	2(1)
3	Williamson III, James	JR Southeastern	10.30 (+2.2)Q	1(2)
4	Edwards, Andre	JR Life	10.31 (+1.9)Q	2(2)
5	Jnofinn, Marcus	SR Mount Marty	10.35 (+2.5)Q	3(1)
6	Fornasari-Banguera, Freider	SR Multnomah	10.36 (+2.5)Q	3(2)
7	Adekoya, Christopher	SO Central Meth	10.36 (+2.2)q	1(3)
8	Johnson, Showalter	JR William Penn	10.36 (+2.2)q	1(4)
9	Morris Jr., Jamaal	JR Dillard	10.37 (+2.5)q	3(3)
10	Nyamutswa, Edwin	FR Mount Marty	10.38 (+2.2)	1(5)
11	Alexander, Damarion	SO Voorhees	10.41 (+2.5)	3(4)
12	Oniyide, Tobiloba	JR Life	10.44 (+2.5)	3(5)
13	Martin, Camden	JR Texas Wesle	10.47 (+1.9)	2(3)
14	Session, Jaylyn	SR Florida Memo	10.48 (+1.9)	2(4)
15	Eady, Michael	SO Thomas (Ga.)	10.50 (+2.5)	3(6)
16	Brown, Jeremiah	FR Marian (Ind.)	10.52 (+1.9)	2(5)
17	Haynes, Esau	JR Indiana Tech	10.54 (+2.5)	3(7)
18	Gordon, Alex	SO Mobile	10.54 (+2.5)	3(8)
19	Bowlin, Bradley	SR St. Thomas (10.55 (+2.2)	1(6)
20	Neal, Kamron	FR Okla. Panhan	10.56 (+2.2)	1(7)
21	Massey, Travis	FR Brewton-Park	10.58 (+2.5)	3(9)
22	Bell, Jalen	SO Our Lady of t	10.61 (+2.2)	1(8)
22	Washington, Jaylan	SR Ottawa	10.61 (+1.9)	2(6)
24	Oquendo, Isaiah	FR Webber	10.70 (+1.9)	2(7)
25	Anderson, Jalen	SR Viterbo	10.74 (+2.2)	1(9)
26	Brackens, Jarod	SO Texas Wesle	10.84 (+1.9)	2(8)
27	Wade, Breon	SO Mount Mercy	11.50 (+1.9)	2(9)

#6 Women's 400 Meters

R Championship 51.44 Fatima Yusuf 1996

4:00 PM (Day 2): (Top 2 per Heat + next 3 advance)

Prelims

Pl	Name	Yr Team	Time	H(Pl)
1	Idamadudu, Praise	JR Cumberland (52.56Q	1(1)
2	Mongwe, Nikiwe	JR MidAmerica	53.46Q	2(1)
3	Muoghalu, Ifunanya	SO Cumberland (54.35Q	1(2)

#6 Women's 400 Meters (cont'd)

4:00 PM (Day 2): (Top 2 per Heat + next 3 advance)

Prelims

Pl	Name	Yr Team	Time	H(Pl)
4	Grenyion, Soyinne	SR Indiana Tech	54.41Q	3(1)
5	Butler, Gabbi	SR St. Ambrose	54.46Q	3(2)
6	Jones, Charity	JR Madonna	54.85Q	2(2)
7	Byrd, Kevell	JR Dillard	55.05q	1(3)
8	Camilo-Montenegro, Darly	SR Central Meth	55.19q	2(3)
9	Kramer, Kennedy	JR Northwestern	55.82q	1(4)
10	Vogt, Kat	SO Doane	55.98	3(3)
11	Perry, JayOnna	SO Ottawa	56.02	1(5)
12	Ambuul, Alison	JR Benedictine (56.28	3(4)
13	Lawrence, Oluwafikayomi	SR Southeastern	56.65	2(4)
14	Douglas, KaNiya	SO Campbellsvill	56.73	1(6)
15	Frederick, Aaliyah	FR Indiana Tech	57.00	2(5)
16	Burdine, Carsyn	SO Olivet Nazare	57.62	2(6)
17	Booker, Chaleica	FR Huston-Tillots	58.02	1(7)
18	Weems, Jordyn	JR Ottawa	58.85	3(5)
19	Bell, Fedjine	SO Xavier-Louisi	59.84	2(7)
	Olson, Jewel	SR Dickinson St.	DQ	3

#5 Men's 400 Meters

R Championship 45.07 Devon Morris 1986

4:20 PM (Day 2): (Top 1 per Heat + next 4 advance)

Prelims

Pl	Name	Yr Team	Time	H(Pl)
1	Mauldin, Payton	SR Dordt	45.87Q	1(1)
2	Ellis, Myles	JR MidAmerica	46.79Q	5(1)
3	Cunningham, Cortez	SR Madonna	46.84Q	2(1)
4	Grant, Tyrece	SO Texas Wesle	46.87Q	3(1)
5	Taylor, Joseph	SR Southeastern	46.98q	3(2)
6	Soto, Roderick	JR Multnomah	47.03Q	4(1)
7	Williams, Daniel	JR Life	47.04q	2(2)
8	Kirk, London	JR Lewis-Clark	47.12q	2(3)
9	Iacona, Nathan	FR Aquinas	47.26q	5(2)
10	Schelhaas, Levi	SO Dordt	47.34	4(2)
11	Simon, Aarin	JR Science & Art	47.53	1(2)
12	Giuliano, Vincent	SR Olivet Nazare	47.65	4(3)
13	Taylor, Romario	JR Milligan	47.69	3(3)
14	Betts, Conner	JR Olivet Nazare	47.73	4(4)
15	Zevenbergen, Cole	SR Dordt	47.73	1(3)
16	Worrels, Davien	JR Southeastern	47.75	5(3)
17	Madourie, Jovel	SO William Carey	47.80	2(4)
18	Thompson, Cerrone	SO Our Lady of t	47.81	1(4)
19	Collins, Zachary	JR Huntington	47.82	2(5)
20	Emilien, Mark	JR Dillard	47.89	5(4)
21	Osman, Osman	JR Eastern Oreg	47.90	2(6)

NAIA OUTDOOR TRACK & FIELD CHAMPIONSHIPS

Marion, IN
Indiana Wesleyan University
5/22/2024 - 5/24/2024



OFFICIAL MEET REPORT
printed: 5/24/2024 6:57 PM

RESULTS

#5 Men's 400 Meters (cont'd)

4:20 PM (Day 2): (Top 1 per Heat + next 4 advance)

Prelims

Pl	Name	Yr Team	Time	H(Pl)
22	Gutierrez, Joaquin	SO Doane	47.93	3(4)
23	Lifrange, Olivier	JR Marian (Ind.)	47.99	3(5)
24	Vasquez, Omar	FR Warner	48.17	3(6)
25	Jahn, Braden	SR Northwestern	48.22	3(7)
26	Godspower, Iloba	FR Cumberlandds	48.24	2(7)
27	Gray, Miles	JR Indiana Tech	48.25	1(5)
28	Petty Jr., Darren	JR Dillard	48.52	2(8)
29	Dickson, Kapandura	SO William Carey	48.56	4(5)
30	Coleman, San'Darius	FR Bethel (Tenn.)	48.59	1(6)
31	Materna, Eric	FR Marian (Ind.)	48.64	4(6)
32	Verastegui, Julian	SO Our Lady of t	48.64	4(7)
33	Young, Winston	JR Xavier-Louisi	48.86	3(8)
34	Zufan, Charlie	SO St. Xavier	49.18	5(5)
35	Ojo, Inioluwa	SR Bethany (Kan)	49.24	4(8)
36	Silvera, Rashid	FR Voorhees	49.32	5(6)
37	John, Malik	SO St. Thomas (49.59	1(7)
38	Suka, Hope	FR Soka	49.86	5(7)
	Kelly, Omar	JR Florida Memo	DNF	5

#22 Women's 5000m Walk

R Championship 23:19.91 Nicola Evangelista 2011

4:45 PM (Day 2):

Pl	Name	Yr Team	Time	Pts
1	Lundman, Olivia	JR British Colum	R 22:47.37	10
2	Lu, Joean	SR British Colum	24:22.31	8
3	Durrant, Heather	FR Cumberlandds	24:34.83	6
4	Cardle, Cassidy	SR British Colum	25:05.27	5
5	Governor, Alexa	FR Cumberlandds	25:15.41	4
6	Whatley, Jessica	SR Columbia (S.	26:04.74	3
7	Poulin, Ashlyn	FR Southeastern	26:14.85	2
8	Whatley, Victoria	SR Columbia (S.	26:31.15	1
9	Morris, Baileigh	JR Central Meth	27:38.36	
10	Morris, Allison	SR Culver-Stockt	28:29.42	
11	Newkirk, Ava	FR Cumberlandds	28:30.48	
12	Methum, Allie	SR The Master's	29:27.41	
13	Hagens, Eliza	JR Lindsey Wilso	29:43.53	
14	Shull, Mina	SO Columbia (S.	29:58.62	
15	Irvin, Marlee	SO Southeastern	30:06.04	
16	Dotlich, Maddie	JR Indiana Koko	30:28.76	
17	Younce, Faith	JR Culver-Stockt	30:58.52	
18	Hill, Abby	JR Mount Mercy	31:46.84	
	Lee-Hauser, Sophia	JR Point Park	DQ	
	Forrest, Grace	FR Rio Grande	DQ	

#21 Men's 5000m Walk

R Championship 20:02.25 Evan Dunfee 2011

5:15 PM (Day 2):

Pl	Name	Yr Team	Time	Pts
1	Melchiorre, Dillan	SO Cumberlandds	22:08.39	10
2	Wilson, Tyler	SR British Colum	22:17.90	8
3	Nolte, Owen	FR Benedictine (22:19.95	6
4	Johnson, Carson	SR Cumberlandds	22:23.49	5
5	Gruttadauro, Anthony	SR Rio Grande	22:28.09	4
6	Sanz-Rillo, Pablo	JR Friends	22:29.70	3
7	Nocton, Cameron	SO Indiana East	22:31.14	2
8	Limas, Nathan	SO Grand View	22:54.92	1
9	Church, Noah	SR Clarke	23:04.92	
10	Bennett, Cole	SO Cumberlandds	23:43.95	
11	Coburn, Exavier	SR Central Meth	25:31.69	
12	Carmean, Ethan	JR Indiana Koko	26:01.62	
13	Racic, Dorde	JR Columbia (S.	26:01.68	
14	Diser, Seth	SR Grand View	26:21.06	
15	Myers, Owen	FR Marian (Ind.)	26:25.63	
16	Carr, Gage	SR Friends	26:30.95	
17	Tucker, Kenny	JR Culver-Stockt	26:38.68	
18	Whitley, Zach	FR Rio Grande	26:48.95	
19	VanLeuven, Brett	SO Point	27:09.54	
20	Cowman, Jace	JR Lindsey Wilso	28:34.19	
21	Sanders, TJ	SO Southeastern	28:41.12	
22	Wilson, Wyatt	JR Montreat	29:20.61	
23	Wenta, Austin	SO Indiana East	32:28.23	
	Anders, Nick	JR Indiana Koko	DQ	
	Wise, Sam	SO Hastings	DQ	
	Hammang, Luke	FR Concordia (N	DQ	
	Scheuerell, River	SO Evergreen St.	DQ	
	Martinez, Cristian	SR Roosevelt	DQ	

#28 Women's 4 x 800m Relay

R Championship 8:43.99 Simon Fraser 2005


6:10 PM (Day 2):

Finals

Pl	Team	Time	Pts
1	British Columbia (A)	8:46.34	10
2	Grace (A)	8:57.86	8
3	Marian (Ind.) (A)	8:59.51	6
4	College of Idaho (A)	9:01.14	5
5	Taylor (A)	9:01.96	4
6	Goshen (A)	9:04.62	3
7	Tabor (A)	9:08.04	2
8	The Master's (A)	9:08.70	1
9	St. Mary (Kan.) (A)	9:09.42	

NAIA OUTDOOR TRACK & FIELD CHAMPIONSHIPS

Marion, IN
Indiana Wesleyan University
5/22/2024 - 5/24/2024



OFFICIAL MEET REPORT
printed: 5/24/2024 6:57 PM

RESULTS

#27 Men's 4 x 800m Relay

R Championship 7:26.13 Azusa Pacific 2004

6:30 PM (Day 2):

Finals

PI Team	Time	Pts
1 Oklahoma City (A)	7:27.64	10
2 Marian (Ind.) (A)	7:28.58	8
3 Lewis-Clark (A)	7:29.42	6
4 Spring Arbor (A)	7:29.66	5
5 Cornerstone (A)	7:29.68	4
6 Goshen (A)	7:30.02	3
7 Grace (A)	7:36.34	2
8 Kansas Wesleyan (A)	7:41.11	1
9 Dordt (A)	7:49.07	

#12 Women's 5000 Meters

R Championship 16:09.11 Emily Kearney 2021

6:45 PM (Day 2): (Top 6 per Heat + next 4 advance)

Prelims

PI Name	Yr Team	Time	H(PI)
1 Hiebert, Reagan	SR St. Mary (Kan	17:38.15q	2(1)
2 Gibson, Kiana	SR British Colum	17:38.24q	2(2)
3 Wijkmans, Elke	JR Cumberlands	17:38.51q	2(3)
4 Goulamzi, Hasnae	FR Texas Wesle	17:38.86q	2(4)
5 Cocking, Louise	JR Oklahoma Cit	17:39.17q	2(5)
6 Geary, Kirsten	SO Georgetown (17:39.53q	2(6)
7 Johnson, Alyssa	FR Southern Ore	17:41.02q	2(7)
8 Barrett, Elizabeth	SO Indiana Wesl	17:41.46q	2(8)
9 Carstens, Alauna	SO Evergreen St.	17:42.98q	1(1)
10 Doorenspleet, Zoe	JR British Colum	17:43.57q	1(2)
11 Chebet, Mercy	JR Goshen	17:43.63q	1(3)
12 Pfohl, Amelia	JR British Colum	17:43.63q	1(4)
13 Boshchuk, Alina	FR Cumberlands	17:44.06q	1(5)
14 Pineda, Ana	SR St. Francis (Ill	17:44.15q	1(6)
15 Tingelstad, Ellyse	SR College of Ida	17:44.36q	1(7)
16 Ramsey, Allison	SR St. Francis (Ill	17:46.14q	2(9)
17 Brinkruff, Audrey	JR Taylor	17:47.59	2(10)
18 Timmermans, Emma	JR Hope Int'l	17:49.17	1(8)
19 Dominy, Caitlin	SR Milligan	17:50.76	1(9)
20 Dewey, Addi	JR Indiana Wesl	17:52.57	2(11)
21 Pinwar, Malarie	FR Huntington	17:58.47	1(10)
22 Torres, Kristen	FR Our Lady of t	17:59.71	1(11)
23 Baranski, Kate	JR Vanguard	18:01.81	2(12)
24 Patterson, Sam	FR Taylor	18:01.83	2(13)
25 Madsen, Kate	JR St. Mary (Kan	18:03.56	1(12)
26 Cameron, Esther	SO Grace	18:03.97	1(13)
27 Ray, Ali	JR Montreat	18:04.58	1(14)

#12 Women's 5000 Meters (cont'd)

6:45 PM (Day 2): (Top 6 per Heat + next 4 advance)

Prelims

PI Name	Yr Team	Time	H(PI)
28 Nieuwkoop, Haley	SR Cornerstone	18:07.99	2(14)
29 Bahner, Aubrey	JR Tabor	18:39.30	1(15)
30 Betancourt, Lismar	FR Cumberlands	18:44.91	1(16)

#11 Men's 5000 Meters

R Championship 13:41.81 Julius Randich 1993


7:35 PM (Day 2): (Top 4 per Heat + next 4 advance)

Prelims

PI Name	Yr Team	Time	H(PI)
1 Asslouj, Youssef	FR Cumberlands	14:36.39q	1(1)
2 Weisgerber, Mason	FR Southern Ore	14:37.51q	1(2)
3 Kammler, Aiden	SR Shawnee Stat	14:37.92q	1(3)
4 Pohl, Luke	SR Indiana Wesl	14:38.57q	1(4)
5 Stade, Ryan	SO Tabor	14:40.91q	1(5)
6 Laubach, Brint	SR The Master's	14:45.56q	1(6)
7 Fullerton, Eli	JR Indiana Wesl	14:49.65q	3(1)
8 Jones, Aaron	SR Milligan	14:50.48q	3(2)
9 Kipkurui, Dennis	FR Cumberlands	14:50.62q	3(3)
10 Silva, Evert	SR Oklahoma Cit	14:50.88q	3(4)
11 Covington, Colten	SR Indiana Wesl	14:51.40q	3(5)
12 Ybarra, Connor	JR The Master's	14:51.47q	3(6)
13 Kemboi, Nelson	SR Goshen	14:52.39	3(7)
14 Schimmelpenninck van, Sacha	JR British Colum	14:53.16	3(8)
15 Perrier, John	SR British Colum	14:55.06	1(7)
16 Davies, Andrew	SR British Colum	14:57.42q	2(1)
17 Tiwana, Jaiveer	JR British Colum	14:57.63q	2(2)
18 Love, Jr., Demetris	JR Embry-Riddle	14:57.68q	2(3)
19 Skoog, Joseph	JR Bethel (Tenn.	14:57.76q	2(4)
20 Bostrom, Hayden	JR College of Ida	14:59.04	3(9)
21 Bendsen, Gustav	FR Cumberlands	14:59.72	3(10)
22 Everist, Elias	JR College of Ida	14:59.73	3(11)
23 Denslow, Donovan	SR Missouri Bapt	15:02.82	2(5)
24 Gacnik, Zack	SO Carroll (Mont.	15:03.38	3(12)
25 Burns, Nathan	FR Taylor	15:08.27	1(8)
26 Maciel, Frankie	SR Southern Ore	15:09.11	2(6)
27 Madeo, Luca	FR Cumberlands	15:10.09	2(7)
28 Neideck, Ben	SR Indiana Wesl	15:11.30	1(9)
29 Frey, Edward	SR Aquinas	15:11.34	1(10)
30 Gladfelter, Jack	FR Corban	15:14.98	2(8)
31 Wilson, Jackson	SR Rocky Mount	15:18.62	2(9)
32 Hipkiss, Blake	SR Marian (Ind.)	15:22.25	1(11)
33 Romine, Hunter	JR The Master's	15:23.31	3(13)
34 Ensaad, Mohamed Salaheddine	FR Madonna	15:23.42	3(14)
35 Collins, Cedar	SO The Master's	15:24.93	2(10)

NAIA OUTDOOR TRACK & FIELD CHAMPIONSHIPS

Marion, IN
Indiana Wesleyan University
5/22/2024 - 5/24/2024



OFFICIAL MEET REPORT
printed: 5/24/2024 6:57 PM

RESULTS

#11 Men's 5000 Meters (cont'd)

7:35 PM (Day 2): (Top 4 per Heat + next 4 advance)

Prelims

Pl	Name	Yr Team	Time	H(Pl)
36	Rohde, Calvin	SR Concordia (N)	15:29.01	2(11)
37	Khon, Camden	FR Spring Arbor	15:30.05	1(12)
38	Nintereste, Edimo	FR Bryan	15:33.95	2(12)

#26 Women's 4 x 400m Relay

R Championship 3:33.46 Southern-New Orleans 1994

8:15 PM (Day 2): (Top 1 per Heat + next 5 advance)

Prelims

Pl Team	Time	H(Pl)
1 Vanguard (A)	3:42.05q	1(1)
1) Burke, Jordyn JR	2) Burke, Eryn JR	
3) Betten, Elizabeth SO	4) Dalgity, Brooke JR	
2 Cumberland (Tenn.) (A)	3:44.93q	2(1)
1) Mutandwa, Leesa SO	2) Muoghalu, Ifunanya SO	
3) Mensah, Doris SO	4) Idamadudu, Praise JR	
3 Olivet Nazarene (A)	3:48.39q	3(1)
1) Burdine, Carsyn SO	2) Garth, Kristen FR	
3) Miller, Tera SR	4) Antkoviak, Hannah JR	
4 Concordia (Neb.) (A)	3:48.81q	4(1)
1) Esch, Jenna JR	2) Kirchner, Kayla SO	
3) Tuls, Trinity JR	4) Koepke, Jordan SO	
5 Cornerstone (A)	3:48.85q	3(2)
1) Dix, Katelynn SO	2) Haid, Madi SR	
3) Genzink, Sarah JR	4) Kooyer, Hallie FR	
6 Campbellsville (A)	3:48.99q	1(2)
1) Young, Victoria SO	2) Douglas, KaNiya SO	
3) Johnson, Jaci SO	4) Clark, Piper FR	
7 Xavier-Louisiana (A)	3:49.66q	2(2)
1) Bell, Fedjine SO	2) Mitchell, Jaelyn FR	
3) Oladapo, Vanessa JR	4) Turner, Kynnedey JR	
8 Huston-Tillotson (A)	3:49.72q	2(3)
1) Johnson, Ayanna FR	2) Booker, Chaleica FR	
3) White, Jazmyne FR	4) Yelton, Jaymee JR	
9 Dordt (A)	3:49.98q	4(2)
1) Altena, Kailee FR	2) Den Herder, Ayda SO	
3) Grau, Lindsay SO	4) Buwalda, Shelby SO	
10 Southeastern U. (A)	3:50.30	4(3)
1) Scott, Ar'Briel FR	2) Mendez, Irmiris JR	
3) Martino, Chelsea SR	4) Lawrence, Oluwafikayomi SR	
11 Doane (A)	3:51.66	4(4)
1) Vogt, Kat SO	2) Nelson, Chaney FR	
3) Hejtmanek, Kiley FR	4) Parriott, Danie SO	

#26 Women's 4 x 400m Relay (cont'd)


8:15 PM (Day 2): (Top 1 per Heat + next 5 advance)

Prelims

Pl Team	Time	H(Pl)
12 Dillard (A)	3:51.73	4(5)
1) Matthews, Ta'nijal JR	2) Smith, Ryan SR	
3) Byrd, Kevell JR	4) Sambolah, Amari FR	
13 Life (A)	3:51.76	1(3)
1) Gibson, Najah SO	2) Delaville, Emeline FR	
3) Richardson, Leyla FR	4) Williams, Kyja JR	
14 Eastern Oregon (A)	3:52.07	1(4)
1) Peck, Sydney SO	2) Mitchell, Lauryn JR	
3) Beck, Kadence FR	4) Joyce, Taylor FR	
15 Benedictine (Kan.) (A)	3:52.59	3(3)
1) Gormley, Brynna SO	2) Ambuul, Alison JR	
3) Smith, Antonia SO	4) Love, Cayna JR	
16 Marian (Ind.) (A)	3:52.84	1(5)
1) Reuter, Holli SO	2) Bailey, Janae FR	
3) Reuter, Hanna SO	4) Thomas, Taylor SR	
17 Northwestern (Iowa) (A)	3:52.87	2(4)
1) Blum, Emma SO	2) Sterk, Savonne JR	
3) Ostbye, Caitlin SO	4) Kramer, Kennedy JR	
18 Indiana Wesleyan (A)	3:52.99	2(5)
1) Floyd, Dylainey SO	2) Ely, Kailyn SR	
3) Hunter, Karis JR	4) Hawk, Ally JR	
19 MidAmerica Nazarene (A)	3:53.05	2(6)
1) Solir, Daizy JR	2) Mongwe, Nikiwe JR	
3) Gere, Alex FR	4) Essex, Lakin FR	
20 Indiana Tech (A)	3:53.19	3(4)
1) Bennett, Junae SO	2) Frederick, Aaliyah FR	
3) Borom, Genesis FR	4) Moody, Kayla SR	
21 Lewis-Clark (A)	3:53.65	1(6)
1) Grogan, Anika SR	2) Hathaway, Sara SR	
3) Zywina, Sydnie JR	4) Collins, Emily SO	
22 Our Lady of the Lake (A)	3:55.15	3(5)
1) Segura, Alexandria JR	2) Neely, Morghan FR	
3) Roberts, Autumn JR	4) Clark, Aziza FR	
23 British Columbia (A)	3:55.39	4(6)
1) Dhanoa, Tanya FR	2) Ionescu-Zanetti, Alessandra FR	
3) Cameron, Mia FR	4) Sobkowich, Hanna JR	
24 Ottawa (A)	3:57.42	2(7)
1) Campbell, Jah-Nisha FR	2) Weems, Jordyn JR	
3) Vil, Anaya FR	4) Perry, JayOnna SO	
25 Grace (A)	3:59.07	3(6)
1) Huley, Zoe SR	2) Manning, Cadence FR	
3) Adkins, Olivia SO	4) O'Connor, Gracious SR	

NAIA OUTDOOR TRACK & FIELD CHAMPIONSHIPS

Marion, IN
Indiana Wesleyan University
5/22/2024 - 5/24/2024



OFFICIAL MEET REPORT
printed: 5/24/2024 6:57 PM

RESULTS

#26 Women's 4 x 400m Relay (cont'd)

8:15 PM (Day 2): (Top 1 per Heat + next 5 advance)

Prelims

PI Team	Time	H(PI)
26 St. Mary (Kan.) (A)	4:00.53	4(7)
1) Martin, Carissa SO	2) Raney, Gretchen JR	
3) Colson, Samantha JR	4) Wardlow, Lexi SR	
Mount Marty (A)	DQ	1
1) Bumbaca-Kuehl, Tianna SR	2) Even, Alexis SO	
3) Wahlstrom, Josey SO	4) Davis, Calli JR	
William Carey (A)	DQ	3
1) Ezeoha, Jennifer SO	2) Latchinson, An'Janae JR	
3) Dyer, Daena SO	4) Simancas, Maria JR	

#25 Men's 4 x 400m Relay

R Championship 3:05.40 Mississippi Valley State 1981

8:45 PM (Day 2): (Top 2 per Heat + next 3 advance)

Prelims

PI Team	Time	H(PI)
1 Dordt (A)	3:10.17q	1(1)
1) Schelhaas, Levi SO	2) Bos, Devin SR	
3) Zevenbergen, Cole SR	4) Mauldin, Payton SR	
2 Xavier-Louisiana (A)	3:10.23q	3(1)
1) Bell, Jaheene FR	2) Kelly, Daunte FR	
3) Tweh, Juston FR	4) Young, Winston JR	
3 Marian (Ind.) (A)	3:10.92q	3(2)
1) BRIMMAGE, GIDEON FR	2) Givens, Eli SO	
3) Dube, Richard FR	4) Lifrange, Olivier JR	
4 Southeastern U. (A)	3:10.96q	2(1)
1) Worrels, Davien JR	2) Williamson III, James JR	
3) Guadiano, Cameron FR	4) Taylor, Joseph SR	
5 Doane (A)	3:10.98q	2(2)
1) Gutierrez, Joaquin SO	2) Bradley, Connor SO	
3) Mulder, Caleb SO	4) Turner, Zach JR	
6 Dillard (A)	3:10.99q	3(3)
1) Emilien, Mark JR	2) Morris Jr., Jamaal JR	
3) Petty Jr., Darren JR	4) Myles, Markel FR	
7 William Carey (A)	3:12.18q	1(2)
1) Price, Derrick SR	2) Santin, Mario SO	
3) Stuckey, Jer'Myiah JR	4) Madourie, Jovel SO	
8 St. Thomas (Fla.) (A)	3:12.63q	2(3)
1) knowles, kenzie SO	2) John, Malik SO	
3) Mesais, Maxwell SO	4) Crabbe, Mkhori SO	
9 Multnomah (A)	3:12.91q	2(4)
1) Purcell, Marcus JR	2) Soto, Roderick JR	
3) Morris, Terrence FR	4) Davis, Devonte JR	

#25 Men's 4 x 400m Relay (cont'd)

8:45 PM (Day 2): (Top 2 per Heat + next 3 advance)

Prelims

PI Team	Time	H(PI)
10 MidAmerica Nazarene (A)	3:13.02	1(3)
1) Kilbert, Aaron SO	2) Ellis, Myles JR	
3) Parker, Nathan SR	4) Poje, Blake JR	
11 Life (A)	3:13.16	2(5)
1) McIntyre, Gray JR	2) Williams, Daniel JR	
3) Jedlitschka, Tilman FR	4) Kerebo, Abedelemejid SO	
12 Indiana Tech (A)	3:13.43	1(4)
1) Rush, Kamari JR	2) Sanders, Javon SR	
3) Hairston, Jonathan SO	4) Crosby, Braden SO	
13 Olivet Nazarene (A)	3:13.74	1(5)
1) White, Eric FR	2) Price, Connor JR	
3) Thompson, Martin FR	4) Betts, Conner JR	
14 Madonna (A)	3:14.31	3(4)
1) Johnson, Marion SO	2) Wagner, Autus FR	
3) Lewis, Jordan JR	4) Blacknell, Deveyon SR	
15 Keiser (A)	3:14.77	3(5)
1) Desir, Cliff JR	2) Christopher, Devin SR	
3) Quarles, Carlos FR	4) Joly, Enzo FR	
16 Mount Vernon Nazarene (A)	3:15.38	2(6)
1) McCloskey, Seth SO	2) Haldeman, Jaden JR	
3) Ramseyer, Isaac SR	4) Near, Liam SR	
17 Cumberlands (A)	3:15.81	1(6)
1) Johnson, Lonnell JR	2) Godspower, Iloba FR	
3) White, Deiron SO	4) Eubanks, Kerrington SO	
18 Eastern Oregon (A)	3:16.57	2(7)
1) Spears, Bryson SO	2) Mesenhimer-Molet, Evan FR	
3) Nichols, Mason JR	4) Osman, Osman JR	
19 Webber (A)	3:16.84	1(7)
1) Williams, Amare FR	2) Higgins, Marcus SO	
3) Sawyer, Seth FR	4) Afolayan, Jordan FR	
20 Aquinas (A)	3:17.13	3(6)
1) Mitchell, Marcus FR	2) Van Tassell, Jake SO	
3) Hodgkinson, Caleb SR	4) Iacona, Nathan FR	
21 Mount Marty (A)	3:18.05	2(8)
1) Prato, Zavio FR	2) Kropuenske, Nathaniel JR	
3) Massa, Carl SO	4) Breckenridge, Donovan JR	
22 British Columbia (A)	3:18.42	1(8)
1) Peterson, Logan FR	2) Sebastianelli, Nickolas SO	
3) Cantarella, Egidio FR	4) Kerr, James FR	
23 Cumberland (Tenn.) (A)	3:18.88	3(7)
1) Nyakudya, Benjamin JR	2) Rodriguez Osorno, Jhonatan FR	
3) Upshaw, Tahmar SO	4) Joel, Forbes JR	

NAIA OUTDOOR TRACK & FIELD CHAMPIONSHIPS

Marion, IN
Indiana Wesleyan University
5/22/2024 - 5/24/2024



OFFICIAL MEET REPORT
printed: 5/24/2024 6:57 PM

RESULTS

#25 Men's 4 x 400m Relay (cont'd)

8:45 PM (Day 2): (Top 2 per Heat + next 3 advance)

Prelims

Pl	Team	Time	H(Pl)
	Mount Mercy (A)	DNF	3
1)	Keiper, Nate JR		
2)	Schroeder, Jordan SR		
3)	Adams, Ceondae SO		
4)	Thompson, Keegan JR		
	Our Lady of the Lake (A)	DQ	3
1)	Davis, Richard SO		
2)	Verastegui, Julian SO		
3)	Minjoth, Paul FR		
4)	Thompson, Cerrone SO		
	Voorhees (A)	DQ	1
1)	Chambers, Ay'Den SO		
2)	Parrish, Paul FR		
3)	Hawkins, Parris SO		
4)	Silvera, Rashid FR		

#38 Women's Shot Put

R Championship 18.17m Vivian Chukwuemeka 2002

2:30 PM (Day 2):

Pl	Name	Yr Team	Mark	F(Pl)	Pts
1	Kara, Princess	SR Indiana Wesl	15.10m	3(1)	10
2	Benjamin, Arriana	SR Marian (Ind.)	15.02m	3(2)	8
3	Caspersen, Claire	JR St. Mary (Neb)	14.73m	2(1)	6
4	Korte, Lena	JR Concordia (Mi)	14.64m	3(3)	5
5	Magnuson, Abby	SR Dakota Wesle	14.23m	2(2)	4
6	Anderson, Kiara	SR Hastings	14.20m	2(3)	3
7	Parker, Alecia	JR Bethel (Ind.)	14.04m	3(4)	2
8	Duncan, Sydney	FR Indiana Koko	14.04m	3(5)	1
9	Gerber, Abigail	JR Concordia (N)	14.04m	3(6)	
10	Wagner, Hope	SR Briar Cliff	13.78m	2(4)	
11	Miller, Annah	SR St. Ambrose	13.73m	3(7)	
12	Devries, Merideth	SR Indiana Wesl	13.69m	2(5)	
13	Beard, Baylee	SO Central Meth	13.65m	1(1)	
14	Baucom, Alivia	SO Doane	13.64m	2(6)	
15	Pokorney, Kamryn	SR Concordia (N)	13.59m	1(2)	
16	Martin, Erica	SR William Penn	13.58m	1(3)	
17	Dadson, Michelle	JR British Colum	13.30m	1(4)	
18	Laumeyer, Taylor	SO Dickinson St.	13.30m	1(5)	
19	Barber, Laurel	SR MidAmerica	13.23m	1(6)	
20	Watson, Daveina	JR Cumberland (13.09m	3(8)	
21	Pisenti, Julia	FR Jessup	13.04m	2(7)	
22	Gustafson, Amanda	FR Olivet Nazare	12.84m	1(7)	
23	Scharnell, Julia	FR Keiser	12.82m	2(8)	
24	Nail, Bre	SR Mount Mercy	12.74m	1(8)	
25	Conner, Allyson	SR Providence (12.13m	1(9)	
	Heesch, Maggie	SO Midland	FOUL	2	

#33 Men's Long Jump

R Championship 8.16m Ineh Emmanuel 2021

2:30 PM (Day 2):

Pl	Name	Yr Team	Mark	F(Pl)	Pts
1	Blevins, Dustin	SR Montreat	7.66m (+2.8)	3(1)	10
2	Kalvelage, Braden	SO Northwestern	7.65m (+3.1)	3(2)	8
3	Gleason, Justin	FR Northwestern	7.54m (+2.2)	2(1)	6
4	Gipple, Matthew	SR Siena Heights	7.52m (+1.2)	3(3)	5
5	Atwater, Robert	SO Midland	7.47m (+1.9)	3(4)	4
6	Mashaba, Simphiwe	SO Northwestern	7.47m (+0.0)	3(5)	3
7	Macklin, Kilan	JR Campbellsvill	7.42m (+0.2)	2(2)	2
8	Jackson, Ja'Kelveon	SR Madonna	7.36m (+3.0)	2(3)	1
9	Stewart, Jaelan	JR Indiana Tech	7.31m (+2.1)	2(4)	
10	Wagner, Robert	FR Madonna	7.31m (+2.5)	2(5)	
11	Schaap, Micah	SO Dordt	7.23m (+1.7)	3(6)	
12	Usman, Jeffery	SO William Carey	7.21m (+0.0)	3(7)	
13	Mustapha, Akeem	FR Point Park	7.15m (+1.2)	1(1)	
14	Martin, Camden	JR Texas Wesle	7.13m (+2.4)	1(2)	
15	Watson, Christopher	SR Dillard	7.11m (+0.0)	1(3)	
16	Coleman, Jaylen	SR Florida Memo	7.05m (+0.5)	3(8)	
17	Alexander, Joseph	FR Graceland	7.03m (+0.0)	3(9)	
18	Borden, Justin	SR Lindsey Wilso	7.02m (+0.0)	2(6)	
19	Long, Darian	FR Indiana Tech	6.78m (+0.0)	2(7)	
20	Rawie, McLane	FR Baker	6.76m (+0.0)	2(8)	
21	Ferguson, Tahj	SR William Penn	6.70m (+0.0)	1(4)	
22	Scott, Damon	SO Friends	6.70m (+0.0)	1(6)	
23	Hanson, De'Mario	SR MidAmerica	6.68m (+0.0)	1(6)	
24	Gangloff, Sacha	FR Keiser	6.62m (+1.2)	2(9)	
25	Edmond, Mark	SO Lindsey Wilso	6.55m (+0.3)	1(7)	
26	Evans, Ahmad	SO Park U.	6.26m (+0.9)	1(8)	
	Wellman, Kaleo	FR Bushnell	NM (NW)	1	

#29 Men's High Jump


R Championship 2.22m Mike Mason 2006

4:30 PM (Day 2):

Pl	Name	Yr Team	Mark	Pts
1	Reitzell, Shandon	SR Midland	2.20m	10
2	Millslagle, Michael	SR Graceland	2.20m	8
3	Shewey, Vance	JR Tabor	2.11m	6
4	Peraza, Jaiden	SO Valley City St	2.08m	5
5	Dailey, Victor	JR Multnomah	2.05m	3
5	McMahon, Ross	SR Midland	2.05m	3
5	Blackwell, KeRon	SR Midland	2.05m	3
8	Means, Weston	FR Carroll (Mont.	2.05m	1
9	Reed, Jamarrion	JR Texas Wesle	2.05m	
10	Pritchett, Noam	JR Keiser	2.05m	
11	Bieling, Hadyn	JR Ottawa	2.05m	
12	Reckling, Carter	SR Doane	2.05m	

NAIA OUTDOOR TRACK & FIELD CHAMPIONSHIPS

Marion, IN
Indiana Wesleyan University
5/22/2024 - 5/24/2024



OFFICIAL MEET REPORT
printed: 5/24/2024 6:57 PM

RESULTS

#29 Men's High Jump (cont'd)

4:30 PM (Day 2):

Pl	Name	Yr Team	Mark	Pts
13	Hill, Will	FR Keiser	2.02m	
14	Starr, Dylan	JR Doane	2.02m	
15	Jones, Tyler	JR Eastern Oreg	2.02m	
16	Gillies, Jacob	SR Evangel	2.02m	
17	Glasco, Shane	SR Bethel (Ind.)	2.02m	
18	Grinde, Tysen	FR Dakota State	2.02m	
19	Adams, Daniel	FR Clarke	1.97m	
19	Trahan, Damien	JR Xavier-Louisi	1.97m	
19	Ellison, Payton	SR Union (Ky.)	1.97m	
19	Atwater, Robert	SO Midland	1.97m	
19	Wagner, Robert	FR Madonna	1.97m	
19	Poole, Jayton	SO Grand View	1.97m	
25	Kachalouski, Viktor	FR Central Meth	1.97m	
25	Jamierson, Dayton	SR Xavier-Louisi	1.97m	
25	Roundtree, Isaiah	FR Grand View	1.97m	
28	Kessler, Jackson	FR Doane	1.97m	
28	Kovach, Gunner	FR Marian (Ind.)	1.97m	
28	Jones, William	JR Life	1.97m	
	Blakley, Joshua	FR Evangel	NM	
	Parker, Jason	JR Columbia (Mo)	NM	
	Hamby, Camron	JR Campbellsvill	NM	
	Thompson, Jake	SR Taylor	NM	
	Olney, Sam	SO Park Gilbert	NM	
	Hood, Mckale	FR Indiana Tech	NM	
	Creech, Brady	JR Hastings	NM	

#39 Men's Discus

R Championship 64.08m Ade Olukoju 1990

6:00 PM (Day 2):

Pl	Name	Yr Team	Mark	F(Pl)	Pts
1	Rios, Christian	JR Marian (Ind.)	54.05m	3(1)	10
2	Heinig, Dan	SR Indiana Wesl	53.86m	3(2)	8
3	Tipping, Isaiah	SR Marian (Ind.)	52.28m	3(3)	6
4	Leith, Deandre	SR Columbia Int'l	51.09m	2(1)	5
5	Wager, Joseph	JR William Carey	50.32m	3(4)	4
6	DeRamus, Daniel	SR Olivet Nazare	50.20m	1(1)	3
7	Kizell, William	JR British Colum	50.00m	2(2)	2
8	Evans, Colder	JR Central Meth	49.96m	3(5)	1
9	Dickey, Trey	JR Doane	49.34m	2(3)	
10	Austin, Alan	FR Shawnee Stat	49.33m	1(2)	
11	Rozelle, Austen	JR Concordia (N)	48.99m	2(4)	
12	Moore, Justin	FR Shawnee Stat	48.59m	2(5)	
13	Richardson, Alex	SO Evangel	48.56m	2(6)	
14	Morales, Jorden	SR Jamestown	48.40m	3(6)	
15	Zrelli, Skandar	SO Texas Wesle	48.29m	3(7)	

#39 Men's Discus (cont'd)

6:00 PM (Day 2):

Pl	Name	Yr Team	Mark	F(Pl)	Pts
16	Weinstein, Zachary	SR Life	48.29m	1(3)	
17	Dixon, Christian	FR Indiana Tech	48.09m	1(4)	
18	Wilson, Jonah	JR St. Ambrose	47.79m	2(7)	
19	Miller, Kenny	JR Columbia (Mo)	46.39m	3(8)	
20	Mitchell, Andrew	SR Southern Ore	46.16m	2(8)	
21	Johnson, Christopher	SO Stillman	45.81m	3(9)	
22	Roetherford, DeMarrio	FR Madonna	44.85m	1(5)	
23	Lott, Keegan	SO Kansas Wesl	44.12m	1(6)	
24	Miller, Mitchell	SR Mount Mercy	42.74m	1(7)	
	Netral, Jacob	SR Marian (Ind.)	NM	2	
	Orejuela De La Rosa, Juan	FR Cumberland (NM	1	
	Hagley, Zeke	FR Pikeville	NM	1	
	Stigarll, Levaris	FR Friends	NM	1	
	Smith, Norman	FR Hastings	NM	2	
	Arokoyo, Ayobami	JR St. Xavier	NM	3	

#36 Women's Triple Jump


R Championship 13.30m Yvette French 1997

5:30 PM (Day 2):

Pl	Name	Yr Team	Mark	F(Pl)	Pts
1	Linton, Machaeda	JR William Carey	13.22m (+0.5)	3(1)	10
2	Clifford, Fegor	SR William Carey	12.66m (+0.0)	3(2)	8
3	Schofield, Alexia	JR Campbellsvill	12.63m (+0.0)	3(3)	6
4	Pringle, Mackenzie	FR Columbia (S.	12.57m (+0.0)	3(4)	5
5	Zywina, Sydnie	JR Lewis-Clark	12.30m (+0.0)	3(5)	4
6	Garrett, Josie	SO Doane	12.28m (+0.1)	2(1)	3
7	Johnson, Selena	JR Warner	12.22m (+0.0)	2(2)	2
8	Coleman, Brittany	SR Multnomah	12.21m (+0.0)	2(3)	1
9	Browne, Princess	SR Multnomah	11.92m (+1.1)	3(6)	
10	Samuel, Blessing	SO Cumberland (11.86m (+0.0)	2(4)	
11	Phillips, April	FR Evangel	11.78m (+0.5)	2(5)	
12	Hall, Myesha	JR Truett-McCon	11.74m (+0.0)	3(7)	
13	Gakeri, Jessica	JR Montreat	11.69m (+0.0)	2(6)	
14	Wilson, Zaniyah	JR William Carey	11.64m (+0.5)	1(1)	
15	Roggasch, Rosalyn	SO Doane	11.60m (+0.0)	3(8)	
16	Walton, Anya	JR Friends	11.60m (+0.0)	1(2)	
17	Rogers, Yasmine	FR Keiser	11.56m (+0.8)	1(3)	
18	Howard, DaKyra	FR Oakland City	11.53m (+0.0)	2(7)	
19	Bailey, Kahdijah	FR Xavier-Louisi	11.50m (+0.0)	1(4)	
20	White, Jazmyne	FR Huston-Tillots	11.47m (+0.0)	3(9)	
21	Lowe, Jayda	JR Voorhees	11.41m (+0.2)	1(5)	
22	Morales, Fabiana	FR William Carey	11.34m (+0.0)	2(8)	
23	Hayes, Taliyah	SO Dakota Wesle	11.23m (+0.5)	1(6)	
24	Loewen, Hayley	SO MidAmerica	11.15m (+0.0)	2(9)	
25	Cross, Claireece	FR Central Meth	11.11m (+0.0)	1(7)	

NAIA OUTDOOR TRACK & FIELD CHAMPIONSHIPS

Marion, IN
Indiana Wesleyan University
5/22/2024 - 5/24/2024



OFFICIAL MEET REPORT
printed: 5/24/2024 6:57 PM

RESULTS

#36 Women's Triple Jump (cont'd)

5:30 PM (Day 2):

Pl	Name	Yr Team	Mark	F(Pl)	Pts
26	Saylor, Isabel	SR Briar Cliff	11.11m (+0.2)	1(9)	
27	Dorsey, Ahmia	SR Langston	10.47m (+0.0)	1(9)	
	Garland, Dasia	FR Campbellsvill	NM (NW)	1	

#20 Women's 3000m Steeple

R Championship 10:12.31 Justyna Mudy 2009

1:00 PM (Day 3):

Finals

Pl	Name	Yr Team	Time	Pts
1	Gibson, Kiana	SR British Colum	10:31.23	10
2	Neideck, Ahna	SR Taylor	10:42.70	8
3	Fleming, Elysse	JR British Colum	10:45.15	6
4	Hiebert, Riley	SR St. Mary (Kan	10:45.46	5
5	Kampman, Jessica	SR Dordt	10:47.60	4
6	Reed, Mia	JR Missouri Bapt	10:47.67	3
7	Walter-Sherretts, Maddy	SR St. Mary (Kan	10:48.65	2
8	Tizard, Zoe	FR Embry-Riddle	11:06.17	1
9	Wiebe, Brooke	SR Tabor	11:14.03	
10	Metzger, Gabrielle	JR Multnomah	11:22.45	
11	Truemper, Catherine	SO Blue Mountai	11:26.86	
12	Mulder, Molly	SO Dordt	11:28.69	
13	Knepper, Abby	FR Mount Mercy	11:37.62	
14	Dara, Samantha	SR Corban	11:57.05	

#19 Men's 3000m Steeple

R Championship 8:40.98 Sammy Nyamongo 1997

1:20 PM (Day 3):

Finals

Pl	Name	Yr Team	Time	Pts
1	Uhrich, Dylan	JR British Colum	9:03.26	10
2	Aguilar-Gonzalez, Robin	SR Marian (Ind.)	9:04.11	8
3	Branch, Dylan	SR Montreat	9:04.28	6
4	Nichols, Hunter	SR Eastern Oreg	9:07.08	5
5	Oliver, Thomas	JR Doane	9:07.93	4
6	Keitany, Mathew	JR Goshen	9:07.97	3
7	Stockley, Will	SR Milligan	9:08.09	2
8	Gibson, Reece	SR Huntington	9:12.48	1
9	Filion, Maximilien	FR British Colum	9:17.35	
10	Schermer, Chase	SO John Brown	9:18.72	
11	Ash, Justin	JR Eastern Oreg	9:22.33	
12	Vernot, Braden	JR Indiana Wesl	9:23.82	
13	Devany, Ayenew	JR Oklahoma Cit	9:34.16	
14	Perez-Dunn, John	SR Southeastern	9:44.62	

#24 Women's 4 x 100m Relay

R Championship 44.32 Central State 1994

1:40 PM (Day 3):

Finals

Pl	Team	Time	Pts
1	William Carey (A)	43.87	10
	1) Abu, Joy JR		
	2) Linton, Machaeda JR		
	3) Myles, Salieci SR		
	4) McKenzie, Fredricka SR		
2	Indiana Tech (A)	44.57	8
	1) Pogue, Kiya JR		
	2) Grenyion, Soyinne SR		
	3) Gibson, Derica JR		
	4) Warthen, Jamaya JR		
3	Columbia Int'l (A)	45.36	6
	1) Johnson, Morgan JR		
	2) Johnson, Emma SR		
	3) Johnson, Charlette SR		
	4) Gregory, Trinity JR		
4	Cumberland (Tenn.) (A)	45.39	5
	1) Mensah, Doris SO		
	2) Muoghalu, Ifunanya SO		
	3) Samuel, Blessing SO		
	4) Idamadudu, Praise JR		
5	Vanguard (A)	45.69	4
	1) Burke, Jordyn JR		
	2) Burke, Eryn JR		
	3) Dalgity, Brooke JR		
	4) Betten, Elizabeth SO		
6	Xavier-Louisiana (A)	45.96	3
	1) Stoutmire, Hannah JR		
	2) Lacey, Nevaeh FR		
	3) Mitchell, Jaelyn FR		
	4) Turner, Kynneddy JR		
7	Dillard (A)	46.17	2
	1) Burton, Tori SO		
	2) Byrd, Kevell JR		
	3) Matthews, Ta'nijal JR		
	4) Flowers, Ta'nyia SO		
8	Doane (A)	46.61	1
	1) Bothwell, Isabel JR		
	2) Mahoney, Morgan SO		
	3) Vogt, Kat SO		
	4) Hekl, Neryah FR		
9	Huston-Tillotson (A)	46.89	
	1) Okonji, Dejah SO		
	2) Johnson, Ayanna FR		
	3) Booker, Chaleica FR		
	4) White, Jazmyne FR		

#23 Men's 4 x 100m Relay

R Championship 39.40 Lindenwood 2005


1:50 PM (Day 3):

Finals

Pl	Team	Time	Pts
1	Southeastern U. (A)	39.79	10
	1) Williamson III, James JR		
	2) Taylor, Joseph SR		
	3) Alamia, Cameron JR		
	4) Worrels, Davien JR		
2	William Carey (A)	39.90	8
	1) Spencer, Damian SO		
	2) Aggerh, Barnabas SO		
	3) Dickson, Kapandura SO		
	4) Madourie, Jovel SO		
3	Madonna (A)	39.98	6
	1) Anidobu, Ugochukwu JR		
	2) Cunningham, Cortez SR		
	3) Hall, Cobey SR		
	4) Blacknell, Devoyon SR		

NAIA OUTDOOR TRACK & FIELD CHAMPIONSHIPS

Marion, IN
Indiana Wesleyan University
5/22/2024 - 5/24/2024



OFFICIAL MEET REPORT
printed: 5/24/2024 6:57 PM

RESULTS

#23 Men's 4 x 100m Relay (cont'd)

1:50 PM (Day 3):

Finals

Pl	Team	Time	Pts
4	Indiana Tech (A) 1) Barthell, Davarri FR 3) Slick, David SO	40.00	5
5	Multnomah (A) 1) Roberts, Deron JR 3) Dixon, Daniel JR	40.16	4
6	Life (A) 1) Jedlitschka, Tilman FR 3) Jones, William JR	40.17	3
7	Northwestern (Iowa) (A) 1) Hayenga-Johnson, Vance FR 3) Jahn, Braden SR	40.38	2
8	Ottawa (A) 1) Campbell, Daniel FR 3) Garza, Xavier FR Central Methodist (A) 1) Trachsel, Adam JR 3) Williams IV, Leroy JR	40.41	1
	2) Haynes, Esau JR 4) Harper, Justin FR		
	2) Fornasari-Banguera, Freider SR 4) Moore, Jaydon JR		
	2) Oniyide, Tobiloba JR 4) Edwards, Andre JR		
	2) Palmer, Grant JR 4) Sandbulte, Ashton SO		
	2) Atkininstall, Domonic FR 4) Washington, Jaylan SR		
	2) Adekoya, Christopher SO 4) Cody-Jackson, Caleb FR		

#10 Women's 1500 Meters

R Championship 4:14.38 Anna Shields 2018

2:00 PM (Day 3):

Finals

Pl	Name	Yr Team	Time	Pts
1	MacGillivray, Holly	JR British Colum	4:20.19	10
2	Voyles, Lisa	SR Indiana Tech	4:23.90	8
3	Cotterell, Katelyn	FR British Colum	4:25.67	6
4	MacGillivray, Sarah	SO British Colum	4:30.20	5
5	Shirts, Abbey	SR College of Ida	4:30.83	4
6	Vanderwall, Noel	SO Taylor	4:31.26	3
7	Freiberg, Kylahn	JR Concordia (N	4:32.07	2
8	Alderfer Fisher, Annika	SR Goshen	4:32.71	1
9	Tedder, Emily	JR Huntington	4:33.86	
10	Ramsey, Allison	SR St. Francis (Ill	4:39.65	
11	Pineda, Ana	SR St. Francis (Ill	4:43.47	
12	Pinwar, Malarie	FR Huntington	4:43.51	

#9 Men's 1500 Meters

R Championship 3:41.39 Silas Kisorio 2012

2:10 PM (Day 3):

Finals

Pl	Name	Yr Team	Time	Pts
1	Santorum, Luca	FR Cumberlands	3:47.79	10

#9 Men's 1500 Meters (cont'd)

2:10 PM (Day 3):

Finals

Pl	Name	Yr Team	Time	Pts
2	Asslouj, Youssef	FR Cumberlands	3:48.07	8
3	Silva, Evert	SR Oklahoma Cit	3:48.24	6
4	Woodall, Bryn	JR Milligan	3:49.95	5
5	Ramirez, Hendrick	JR Our Lady of t	3:50.62	4
6	Pololet, Evans	JR Wayland Bapt	3:50.88	3
7	Nait Hamoud, Mehdi	FR Madonna	3:51.19	2
8	Becker, Craig	SO Dordt	3:51.99	1
9	Chavez, Jonathan	JR UC Merced	3:52.56	
10	Kramer, Liam	SR British Colum	3:53.37	
11	Anderson, Jack	SO The Master's	3:53.94	
12	Jarfani, Walid	SO Texas Wesle	3:54.15	
13	Margaritidis, Dimitri	SR Grace	3:56.72	

#15 Women's 100m Hurdles

R Championship 13.28 Crystal Bardge 2012

2:20 PM (Day 3):

Finals

Wind: (+2.4)

Pl	Name	Yr Team	Time	Pts
1	Myles, Salieci	SR William Carey	13.16	10
2	Antkoviak, Hannah	JR Olivet Nazare	13.19	8
3	Abu, Joy	JR William Carey	13.43	6
4	Mensah, Doris	SO Cumberland (13.46	5
5	Latchinson, An'Janae	JR William Carey	13.88	4
6	Johnson, Emma	SR Columbia Int'l	13.90	3
7	Kelly, Madigan	JR Lewis-Clark	13.91	2
8	McCall, Kaylah	SO Olivet Nazare	13.97	1
9	Pogue, Kiya	JR Indiana Tech	14.15	

#16 Men's 110m Hurdles

R Championship 13.74 Dominique DeGrammont 2003

2:30 PM (Day 3):


Finals

Wind: (+2.0)

Pl	Name	Yr Team	Time	Pts
1	Houston, Tajeon	JR Texas Wesle	13.77	10
2	Mokuah, Collins	JR Indiana Tech	13.90	8
3	Turner, Zach	JR Doane	13.93	6
4	Williams IV, Leroy	JR Central Meth	13.97	5
5	Niang, Emmanuel	JR Talladega	14.07	4
6	Fletcher, Keith	SR Milligan	14.23	3
7	Lee, Giandre	JR Madonna	14.26	2
8	Guadiano, Cameron	FR Southeastern	14.29	1
9	Cooper, Ishan	SO Campbellsvill	14.34	

NAIA OUTDOOR TRACK & FIELD CHAMPIONSHIPS

Marion, IN
Indiana Wesleyan University
5/22/2024 - 5/24/2024



OFFICIAL MEET REPORT
printed: 5/24/2024 6:57 PM

RESULTS

#2 Women's 100 Meters

R Championship 11.28 Jura Levy 2014

2:50 PM (Day 3):

Finals

Wind: (+2.7)

Pl Name	Yr Team	Time	Pts
1 Abu, Joy	JR William Carey	11.40	10
2 Hobbs, Ny'tierra	JR Madonna	11.43	8
3 Busker, Alyssa	SR Trinity Christi	11.52	6
4 Warthen, Jamaya	JR Indiana Tech	11.53	5
5 Johnson, Emma	SR Columbia Int'l	11.63	4
6 Hekl, Neryah	FR Doane	11.69	3
7 Myles, Salieci	SR William Carey	11.73	2
8 Levy, Shannon	FR Florida Memo	11.88	1
Linton, Machaeda	JR William Carey	FS	

#1 Men's 100 Meters

R Championship 10.05 Davidson Ezinwa 1992

3:00 PM (Day 3):

Finals

Wind: (+3.1)

Pl Name	Yr Team	Time	Pts
1 Aggerh, Barnabas	SO William Carey	10.01	10
2 Edwards, Andre	JR Life	10.08	8
3 Blacknell, Deveyon	SR Madonna	10.15	6
4 Morris Jr., Jamaal	JR Dillard	10.24	5
5 Jnofinn, Marcus	SR Mount Marty	10.25	4
6 Fornasari-Banguera, Freider	SR Multnomah	10.25	3
7 Johnson, Showalter	JR William Penn	10.26	2
8 Williamson III, James	JR Southeastern	10.30	1

#18 Women's 400m Hurdles

R Championship 55.14 Deon Hemmings 1993

3:10 PM (Day 3):

Finals

Pl Name	Yr Team	Time	Pts
1 Antkoviak, Hannah	JR Olivet Nazare	57.72	10
2 Clifford, Fegor	SR William Carey	59.51	8
3 Mensah, Doris	SO Cumberland (1:00.31	6
4 Ambuul, Alison	JR Benedictine (1:00.74	5
5 Rowe, Jaida	SO Hastings	1:00.81	4
6 Hawk, Ally	JR Indiana Wesl	1:01.07	3
7 Latchinson, An'Janae	JR William Carey	1:01.57	2
8 Koepke, Jordan	SO Concordia (N	1:02.21	1
9 Richards, Linnearia	JR Siena Heights	1:03.39	

#17 Men's 400m Hurdles

R Championship 49.51 Pat Brown 2005

3:20 PM (Day 3):

Finals

Pl Name	Yr Team	Time	Pts
1 Mokuah, Collins	JR Indiana Tech	50.88	10
2 Reemtsma, Will	SR St. Ambrose	50.97	8
3 Turner, Zach	JR Doane	51.17	6
4 Van Tassell, Jake	SO Aquinas	52.36	5
5 Gilbert, Hunter	JR College of Ida	52.40	4
6 Gossett, Daishaun	FR Warner	52.42	3
7 Myles, Markel	FR Dillard	52.48	2
8 Sekiyama-Nava, Diego	JR Indiana Tech	54.18	1
Bell, Jaheene	FR Xavier-Louis	DNF	

#6 Women's 400 Meters

R Championship 51.44 Fatima Yusuf 1996

3:30 PM (Day 3):

Finals

Pl Name	Yr Team	Time	Pts
1 Idamadudu, Praise	JR Cumberland (52.15	10
2 Mongwe, Nikiwe	JR MidAmerica	52.68	8
3 Grenyion, Soyinne	SR Indiana Tech	52.91	6
4 Butler, Gabbi	SR St. Ambrose	54.04	5
5 Jones, Charity	JR Madonna	54.20	4
6 Muughalu, Ifunanya	SO Cumberland (54.24	3
7 Byrd, Kevell	JR Dillard	54.34	2
8 Camilo-Montenegro, Darly	SR Central Meth	54.35	1
9 Kramer, Kennedy	JR Northwestern	55.93	

#5 Men's 400 Meters

R Championship 45.07 Devon Morris 1986


3:40 PM (Day 3):

Finals

Pl Name	Yr Team	Time	Pts
1 Ellis, Myles	JR MidAmerica	45.51	10
2 Mauldin, Payton	SR Dordt	45.82	8
3 Cunningham, Cortez	SR Madonna	46.02	6
4 Williams, Daniel	JR Life	46.52	5
5 Grant, Tyrece	SO Texas Wesle	46.59	4
6 Soto, Roderick	JR Multnomah	46.78	3
7 Kirk, London	JR Lewis-Clark	46.80	2
8 Iacona, Nathan	FR Aquinas	47.53	1
9 Taylor, Joseph	SR Southeastern	49.28	

NAIA OUTDOOR TRACK & FIELD CHAMPIONSHIPS

Marion, IN
Indiana Wesleyan University
5/22/2024 - 5/24/2024



OFFICIAL MEET REPORT
printed: 5/24/2024 6:57 PM

RESULTS

#8 Women's 800 Meters

R Championship 2:02.12 Helen Crofts 2011

3:50 PM (Day 3):

Finals

Pl Name	Yr Team	Time	Pts
1 Mortimer, Rachel	SR British Colum	2:05.55	10
2 Ylipahkala, Abby	JR British Colum	2:10.32	8
3 Pinkerton, Veronica	SR Hastings	2:10.89	6
4 Sauder, Kylie	JR Grace	2:11.10	5
5 Delaville, Emeline	FR Life	2:11.18	4
6 Woods, Katie	SO Marian (Ind.)	2:11.39	3
7 Esch, Jenna	JR Concordia (N	2:13.86	2
8 Palmgren, Ellen	SR The Master's	2:23.85	1

#7 Men's 800 Meters

R Championship 1:46.10 Kenneth Koech 1999

4:00 PM (Day 3):

Finals

Pl Name	Yr Team	Time	Pts
1 Long, Michael	FR Ave Maria	1:49.41	10
2 Santorum, Luca	FR Cumberlands	1:49.78	8
3 DORSETT, CHARLES III	SR TAMU-Texark	1:50.47	6
4 Garcia, Keyshawn	FR Wayland Bapt	1:50.51	5
5 Gordon, Carter	SR Lewis-Clark	1:51.12	4
6 Joel, Forbes	JR Cumberland (1:51.42	3
7 Trevino, Tristan	FR Marian (Ind.)	1:51.44	2
8 Huyser, Carter	SR Kansas Wesl	1:51.71	1
9 Hardy, Spencer	SR British Colum	1:51.99	

#4 Women's 200 Meters

R Championship 22.98 Raheema Westfall 2022

4:10 PM (Day 3):

Finals

Pl Name	Yr Team	Time	Pts	Wind: (+2.4)
1 Idamadudu, Praise	JR Cumberland (23.05	10	
2 Schofield, Alexia	JR Campbellsvill	23.26	8	
3 Grenyion, Soyinne	SR Indiana Tech	23.49	6	
4 Warthen, Jamaya	JR Indiana Tech	23.56	5	
5 Busker, Alyssa	SR Trinity Christi	23.66	4	
6 Abu, Joy	JR William Carey	23.74	3	
7 Hobbs, Ny'tierra	JR Madonna	23.96	2	
8 Johnson, Emma	SR Columbia Int'l	24.04	1	
9 Byrd, Kevell	JR Dillard	24.07		

#3 Men's 200 Meters

R Championship 20.32 Moriba Morain 2017

4:20 PM (Day 3):

Finals

Pl Name	Yr Team	Time	Pts	Wind: (+2.2)
1 Williamson III, James	JR Southeastern	20.49	10	
2 Morris Jr., Jamaal	JR Dillard	20.66	8	
3 Neal, Kamron	FR Okla. Panhan	20.74	6	
4 Cunningham, Cortez	SR Madonna	20.76	5	
5 Jnofinn, Marcus	SR Mount Marty	20.83	4	
6 Nyamutswa, Edwin	FR Mount Marty	20.85	3	
7 Blacknell, Deveyon	SR Madonna	21.14	2	
8 Purcell, Marcus	JR Multnomah	21.19	1	
9 Worrels, Davien	JR Southeastern	21.56		

#12 Women's 5000 Meters

R Championship 16:09.11 Emily Kearney 2021

4:30 PM (Day 3):

Finals

Pl Name	Yr Team	Time	Pts
1 Gibson, Kiana	SR British Colum	17:15.54	10
2 Pfohl, Amelia	JR British Colum	17:31.03	8
3 Tingelstad, Ellyse	SR College of Ida	17:33.77	6
4 Boshchuk, Alina	FR Cumberlands	17:34.80	5
5 Chebet, Mercy	JR Goshen	17:36.91	4
6 Doorenspleet, Zoe	JR British Colum	17:38.77	3
7 Carstens, Alauna	SO Evergreen St.	17:43.21	2
8 Barrett, Elizabeth	SO Indiana Wesl	17:46.51	1
9 Cocking, Louise	JR Oklahoma Cit	17:54.48	
10 Johnson, Alyssa	FR Southern Ore	17:58.24	
11 Hiebert, Reagan	SR St. Mary (Kan	18:06.48	
12 Geary, Kirsten	SO Georgetown (18:12.84	
13 Goulamzi, Hasnae	FR Texas Wesle	18:43.20	
14 Ramsey, Allison	SR St. Francis (III	18:44.50	
Pineda, Ana	SR St. Francis (III	DNF	
Wijkmans, Elke	JR Cumberlands	DNF	

#11 Men's 5000 Meters

R Championship 13:41.81 Julius Randich 1993


4:55 PM (Day 3):

Finals

Pl Name	Yr Team	Time	Pts
1 Silva, Evert	SR Oklahoma Cit	14:31.06	10
2 Asslouj, Youssef	FR Cumberlands	14:33.20	8
3 Davies, Andrew	SR British Colum	14:33.75	6
4 Tiwana, Jaiveer	JR British Colum	14:36.49	5
5 Fullerton, Eli	JR Indiana Wesl	14:36.59	4

NAIA OUTDOOR TRACK & FIELD CHAMPIONSHIPS

Marion, IN
Indiana Wesleyan University
5/22/2024 - 5/24/2024



OFFICIAL MEET REPORT
printed: 5/24/2024 6:57 PM

RESULTS

#11 Men's 5000 Meters (cont'd)

4:55 PM (Day 3):

Finals

Pl	Name	Yr Team	Time	Pts
6	Love, Jr., Demetris	JR Embry-Riddle	14:38.09	3
7	Skoog, Joseph	JR Bethel (Tenn.)	14:38.10	2
8	Kammler, Aiden	SR Shawnee Stat	14:38.56	1
9	Weisgerber, Mason	FR Southern Ore	14:46.81	
10	Kipkurui, Dennis	FR Cumberlandds	14:47.37	
11	Pohl, Luke	SR Indiana Wesl	14:58.14	
12	Covington, Colten	SR Indiana Wesl	14:58.30	
13	Stade, Ryan	SO Tabor	15:01.91	
14	Jones, Aaron	SR Milligan	15:02.17	
15	Laubach, Brint	SR The Master's	15:08.52	
16	Ybarra, Connor	JR The Master's	15:37.43	

#26 Women's 4 x 400m Relay

R Championship 3:33.46 Southern-New Orleans 1994

5:15 PM (Day 3):

Finals

Pl	Team	Time	Pts
1	Vanguard (A)	3:39.71	10
2	Cumberland (Tenn.) (A)	3:42.86	8
3	Olivet Nazarene (A)	3:47.07	6
4	Concordia (Neb.) (A)	3:47.68	5
5	Campbellsville (A)	3:47.80	4
6	Cornerstone (A)	3:48.05	3
7	Xavier-Louisiana (A)	3:49.48	2
8	Dordt (A)	3:53.28	1
	Huston-Tillotson (A)	DQ	

#25 Men's 4 x 400m Relay

R Championship 3:05.40 Mississippi Valley State 1981

5:25 PM (Day 3):

Finals

Pl	Team	Time	Pts
1	Dordt (A)	3:06.30	10
2	William Carey (A)	3:08.02	8
3	Marian (Ind.) (A)	3:08.22	6
4	St. Thomas (Fla.) (A)	3:09.74	5
5	Multnomah (A)	3:10.84	4
6	Doane (A)	3:11.34	3
7	Dillard (A)	3:11.40	2
8	Xavier-Louisiana (A)	3:13.96	1
9	Southeastern U. (A)	3:15.81	

#40 Women's Discus

R Championship 58.69m Annie Hess 2008

1:00 PM (Day 3):

Pl	Name	Yr Team	Mark	F(Pl)	Pts
1	Kara, Princess	SR Indiana Wesl	53.58m	3(1)	10
2	Pisenti, Julia	FR Jessup	50.57m	3(2)	8
3	Anderson, Kiara	SR Hastings	49.78m	3(3)	6
4	Laumeyer, Taylor	SO Dickinson St.	49.21m	2(1)	5
5	Wolfe, Karli	SR Central Meth	47.94m	2(2)	4
6	martinez, tatiana	JR Providence (47.86m	3(4)	3
7	Mikottis, Kayla	SR Olivet Nazare	47.33m	2(3)	2
8	Conrad, Ava	JR Mount Mercy	47.27m	2(4)	1
9	Devries, Merideth	SR Indiana Wesl	46.40m	3(5)	
10	Miller, Annah	SR St. Ambrose	46.38m	3(6)	
11	Baucom, Alivia	SO Doane	45.36m	2(5)	
12	Pedretti, Jessica	JR Jessup	45.27m	2(6)	
13	Conner, Allyson	SR Providence (44.21m	1(1)	
14	Bazile, Bryana	SR Loyola-New	43.93m	1(2)	
15	Hope, Maelie	FR Aquinas	43.83m	3(7)	
16	Striegel, Alyssa	JR Mount Mercy	43.55m	1(3)	
17	Mozzi, Tessa	SR Indiana Wesl	42.90m	1(4)	
18	Atkins, Diamond	JR Life	42.83m	1(5)	
19	Bilbrey, Gabi	FR Marian (Ind.)	42.64m	1(6)	
20	Magnuson, Abby	SR Dakota Wesle	42.64m	2(7)	
21	Nichols, Bri	JR Indiana Wesl	42.48m	2(8)	
22	Schoonmaker, Sarah	SO Olivet Nazare	41.63m	2(9)	
23	Crowe, Lanae	JR Grace	41.41m	2(10)	
24	Gunderson, Chloe	JR Dickinson St.	41.32m	1(7)	
25	Benjamin, Arriana	SR Marian (Ind.)	41.26m	3(8)	
26	Walhof, Makenna	FR Dordt	41.19m	1(8)	
27	Green, Madison	SR Grand View	41.02m	3(9)	
28	Burt, Phoebe	JR William Penn	39.98m	2(11)	
29	Lloyd, Emma	SO Concordia (N	39.95m	1(9)	
30	Adams, Elise	SR Xavier-Louis	38.02m	1(10)	
	Delaine, Deja	SR Ottawa	NM	1	
	Lotz, Victoria	JR MidAmerica	NM	3	

#31 Men's Pole Vault


R Championship 5.56m Billy Olson 1982

1:00 PM (Day 3):

Pl	Name	Yr Team	Mark	Pts
1	Zohner, Zach	SR Concordia (N	5.25m	10
2	Pouliot, Caleb	JR The Master's	5.25m	8
3	DeRousse, Mayson	SR Missouri Bapt	5.20m	6
4	Petrey, Tristan	JR Cumberlandds	5.05m	5
5	Forbes, Josh	SO Taylor	5.00m	4
6	Atwater, Robert	SO Midland	4.90m	3
7	Shipley, Tyler	SO Mount Verno	4.90m	2

NAIA OUTDOOR TRACK & FIELD CHAMPIONSHIPS

Marion, IN
Indiana Wesleyan University
5/22/2024 - 5/24/2024



OFFICIAL MEET REPORT
printed: 5/24/2024 6:57 PM

RESULTS

#31 Men's Pole Vault (cont'd)

1:00 PM (Day 3):

Pl	Name	Yr Team	Mark	Pts
8	Le Bel, Carson	SO Southern Ore	4.85m	1
9	Tomlin, Braden	JR Rocky Mount	4.85m	
10	Welch, Treyson	JR Indiana Wesl	4.85m	
11	Painter, Joe	SR St. Francis (In	4.75m	
12	Hoyt, Austin	FR Friends	4.75m	
13	Ostermeyer, Mayson	FR Concordia (N	4.75m	
14	Pulliam, Mike	SR Doane	4.75m	
15	Larimore, James	SR College of the	4.75m	
16	Stevens, Eli	SO Oregon Tech	4.65m	
16	Endres, Brenden	SO Marian (Ind.)	4.65m	
16	Josh, Smalley	JR Carroll (Mont.	4.65m	
19	Parker, Kevin	FR Southeastern	4.65m	
20	Mottet, Joshua	SO St. Ambrose	4.65m	
21	Alston, Alan	JR Siena Heights	4.55m	
	Roberts, Treshawn	SR Dakota State	NM	
	Bowden, Isaac	FR Cornerstone	NM	

#35 Men's Triple Jump

1:30 PM (Day 3):

Pl	Name	Yr Team	Mark	F(Pl)	Pts
1	Tatnall, Michael	SO Voorhees	15.82m (+3.9)	3(1)	10
2	Jackson, Ja'Kelveon	SR Madonna	15.58m (+1.7)	3(2)	8
3	Morris, Joshua	JR Texas Wesle	15.53m (+1.8)	3(3)	6
4	Alexander, Seth	SR Xavier-Louisi	15.47m (+1.2)	3(4)	5
5	Harris, Blake	SR Xavier-Louisi	15.31m (+2.0)	3(5)	4
6	Weaver Jr., Anthony	FR William Penn	15.25m (+1.4)	2(1)	3
7	Blevins, Dustin	SR Montreat	15.24m (+2.4)	3(6)	2
8	Luces, Lorenzo	SO Wayland Bapt	15.21m (+2.2)	2(2)	1
9	Hamby, Camron	JR Campbellsvill	15.03m (+1.7)	3(7)	
10	Schexnayder, Jermaine	FR Bushnell	14.98m (+1.3)	3(8)	
11	Lo, Lyle	FR British Colum	14.91m (+2.8)	2(3)	
12	Smith II, Corey	JR Campbellsvill	14.89m (+3.1)	3(9)	
13	Lancini, Nicolo	FR Montana Tec	14.71m (+1.2)	2(4)	
14	Tarver, Mikkell	JR Friends	14.66m (+3.4)	1(1)	
15	Johnson, Trenton	SO Lewis-Clark	14.62m (+1.8)	2(5)	
16	Foster, Ronnie	JR St. Xavier	14.48m (+4.1)	1(2)	
17	Usman, Jeffery	SO William Carey	14.14m (+2.6)	2(6)	
18	Gleason, Justin	FR Northwestern	14.10m (+1.9)	2(7)	
19	Rodgers, Stephen	SR Langston	14.04m (+3.1)	1(3)	
20	Henderson, Tyrese	SR Thomas (Ga.)	13.93m (+2.2)	1(4)	
21	Lawson, Jacques	FR Indiana Tech	13.93m (+2.8)	2(8)	
22	Demerdash, Ahmed	SO Cumberland (13.89m (+1.9)	1(5)	
23	Ojo, Inioluwa	SR Bethany (Kan	13.82m (+1.2)	1(6)	
24	Williams, Ivan	SR Olivet Nazare	13.82m (+3.4)	1(8)	
25	Lewis, De'Jon	JR Our Lady of t	13.28m (+1.7)	1(8)	

#35 Men's Triple Jump (cont'd)

1:30 PM (Day 3):

Pl	Name	Yr Team	Mark	F(Pl)	Pts
	Malone, Trevor	SR Doane	NM (NW)	1	

#30 Women's High Jump

R Championship 1.89m Latrese Johnson 1991

2:00 PM (Day 3):

Pl	Name	Yr Team	Mark	Pts
1	Finke, Renee	JR Central Meth	1.77m	10
2	Diamond, Kaylee	JR Aquinas	1.74m	8
3	Miller, Delaney	SR Central Meth	1.71m	6
4	Coffman, Brooke	FR Marian (Ind.)	1.71m	5
5	Butz, Gina	JR Marian (Ind.)	1.71m	4
6	Stevens, Abi	SR Southern Ore	1.71m	2.5
6	Carpenter, Jennah	JR Lewis-Clark	1.71m	2.5
8	Valentine, Emma	SO Siena Heights	1.68m	0.5
8	Snouffer, Lyssi	SO Mount Verno	1.68m	0.5
10	Pavelek, Emma	JR Point Park	1.68m	
11	Wamsley, Haidyn	JR Shawnee Stat	1.68m	
11	Chaddock, Stephanie	FR Jamestown	1.68m	
13	Lowrie, Jordyn	SR Tabor	1.68m	
14	Washington, Adrienne	SO Eastern Ore	1.68m	
15	Phillips, April	FR Evangel	1.65m	
16	Hume, Abi	SR Indiana Wesl	1.65m	
16	Grandle, Lizzy	SO Eastern Ore	1.65m	
18	Obi, Chioma	FR Texas Wesle	1.65m	
19	Reineman, Josey	JR Huntington	1.65m	
20	Clark, Abby	JR Montana Tec	1.60m	
20	Garrett, Josie	SO Doane	1.60m	
22	Vander Waal, Jacie	JR Northwestern	1.60m	
22	Hardy, Krista	SO Midland	1.60m	
24	Jackson, Jastiny	SR Doane	1.60m	
24	Walker, Zoey	FR Concordia (N	1.60m	
	Theiler, Sarah	JR Doane	NM	
	Bailey, Kahdijah	FR Xavier-Louisi	NM	
	Colas, Aiana	SO Keiser	NM	
	Hibbert, Leojai	FR Xavier-Louisi	NM	
	Hagelund, Adarra	SO Dickinson St.	NM	
	Morgan, Kayla	SO Corban	NM	
	Pimblett, Sarah	SO British Colum	NM	

#37 Men's Shot Put


R Championship 20.06m Steve Ercegovac 2000

3:00 PM (Day 3):

Pl	Name	Yr Team	Mark	F(Pl)	Pts
1	Leith, Deandre	SR Columbia Int'l	18.09m	3(1)	10
2	Netral, Jacob	SR Marian (Ind.)	18.03m	3(2)	8

NAIA OUTDOOR TRACK & FIELD CHAMPIONSHIPS

Marion, IN
Indiana Wesleyan University
5/22/2024 - 5/24/2024



OFFICIAL MEET REPORT
printed: 5/24/2024 6:57 PM

RESULTS

#37 Men's Shot Put (cont'd)

3:00 PM (Day 3):

Pl	Name	Yr Team	Mark	F(Pl)	Pts
3	Moore, Justin	FR Shawnee Stat	17.63m	3(3)	6
4	Semedo, Darien	SR Concordia (N	17.37m	3(4)	5
5	Pendleton, Wilson	SO Georgetown (17.16m	3(5)	4
6	Orejuela De La Rosa, Juan	FR Cumberland (17.15m	3(6)	3
7	VanVleet, Cade	SO Montana Tec	17.06m	3(7)	2
8	Willey, Blake	JR Grand View	17.04m	3(8)	1
9	Rettedal, Luke	JR Mount Marty	17.04m	2(1)	
10	Rios, Christian	JR Marian (Ind.)	16.71m	3(9)	
11	Hagley, Zeke	FR Pikeville	16.33m	1(1)	
12	Brantley III, Galen	JR Dickinson St.	16.32m	2(2)	
13	Rutherford, Caleb	SR Mount Mercy	16.25m	1(2)	
14	Jackson, Alphonse	JR York (Neb.)	16.22m	2(3)	
15	Wilson, Jonah	JR St. Ambrose	16.22m	2(4)	
16	Baker, Wade	SR Waldorf	16.19m	3(10)	
17	McClain, James	SR Dakota State	16.14m	2(5)	
18	Nett, Tanner	JR Eastern Ore	16.04m	3(11)	
19	Kazimov, Ridvan	JR Life	15.96m	1(3)	
20	Fehlhafer, Carson	SO Concordia (N	15.95m	2(6)	
21	Seifert, Alec	SR St. Ambrose	15.89m	2(7)	
22	Williamson, Josh	JR The Master's	15.86m	1(4)	
23	Goleman, Josh	SO Providence (15.79m	1(5)	
24	Montgomery, Cameron	FR Columbia Int'l	15.68m	2(8)	
25	Mason, Charles	SO Haskell India	15.50m	2(9)	
26	Tuggle, Micah	SR Mount Verno	15.34m	1(6)	
27	Tipping, Isaiah	SR Marian (Ind.)	15.23m	2(10)	
28	Evans, Colder	JR Central Meth	15.09m	2(11)	
29	Stephenson, Brayton	SO Central Meth	15.03m	2(12)	
30	Lundgren, Riley	SO St. Xavier	14.79m	1(7)	
31	Mecham, Jesse	SO Montana Tec	14.74m	1(8)	
32	Dillon, Colton	FR Doane	14.68m	1(9)	
33	Harris, Jordan	JR Siena Heights	14.16m	1(10)	
	Woodruff, Nathan	JR Dickinson St.	NM	1	
	Dahlgren, Dylan	SO Dickinson St.	NM	1	

Men's Scores (cont'd)


Pl	Team	Code	Score
10	Southeastern U.	SOFL	22
11	Texas Wesleyan	TXWE	20
12	Dordt	DORD	19
12	Doane	DOAN	19
12	Northwestern (Iowa)	NOIA	19
15	Eastern Oregon	EAOR	18
15	Montreat	MONC	18
15	Indiana Wesleyan	INI3	18
15	Multnomah	MULT	18
19	Dillard	DILL	17
20	Mount Marty	MOSD	16
20	Life	LIFE	16
22	Columbia Int'l	INT1	15
22	Milligan	MITN	15
24	Lewis-Clark	LEID	12
25	The Master's	THEM	11
26	Xavier-Louisiana	XALA	10
26	Voorhees	VOOR	10
26	MidAmerica Nazarene	MIDA	10
26	Ave Maria	AVEM	10
26	Reinhardt	REIN	10
31	Wayland Baptist	WAYL	9
32	Central Methodist	CEMO	8
32	Graceland	GRIA	8
32	Dakota State	DAKO	8
32	Point Park	POPA	8
32	St. Ambrose	STAM	8
37	Southern Oregon	SOOR	7
37	Shawnee State	SHOH	7
39	TAMU-Texarkana	TAMT	6
39	Goshen	GOSH	6
39	Rio Grande	RIOG	6
39	Ottawa	OTTA	6
39	Cumberland (Tenn.)	CUMB	6
39	Aquinas	AQUI	6
39	Missouri Baptist	MIMO	6
39	Okla. Panhandle	OKO4	6
39	Tabor	TABO	6
39	Benedictine (Kan.)	BEKS	6
49	Siena Heights	SIMI	5
49	St. Thomas (Fla.)	STFL	5
49	William Penn	WIIA	5
49	Spring Arbor	SPMI	5
49	Valley City State	VCSU	5
54	Georgetown (Ky.)	GEKY	4
54	College of Idaho	COLL	4

Men's Scores

Pl	Team	Code	Score
1	Cumberlands	CUKY	64
2	Marian (Ind.)	MAI2	62
3	British Columbia	BRIT	48
4	Madonna	MADO	43
5	Oklahoma City	OKO2	36
6	William Carey	CARE	30
7	Concordia (Neb.)	CONE	25
8	Indiana Tech	INI2	24
9	Midland	MIDL	23

NAIA OUTDOOR TRACK & FIELD CHAMPIONSHIPS

Marion, IN
Indiana Wesleyan University
5/22/2024 - 5/24/2024



OFFICIAL MEET REPORT
printed: 5/24/2024 6:57 PM

RESULTS

Men's Scores (cont'd)

PI	Team	Code	Score
54	Brescia	BRES	4
54	Talladega	TALL	4
54	Cornerstone	COM3	4
54	Our Lady of the Lake	OURL	4
54	Grand View	GRAN	4
54	Taylor	TAYL	4
62	Grace	GRAC	3
62	Embry-Riddle Arizona	ERAZ	3
62	Olivet Nazarene	OLIL	3
62	Jamestown	JAME	3
62	Warner	WARN	3
62	Friends	FRIE	3
62	St. Mary (Kan.)	SMKS	3
69	Kansas Wesleyan	KSWE	2
69	Baker	BAKS	2
69	Bethel (Tenn.)	BETN	2
69	Montana Tech	MTTE	2
69	Mount Vernon Nazarene	MOO2	2
69	Campbellsville	CAKY	2
69	Carroll (Mont.)	CAR1	2
69	Indiana East	INEA	2
77	Huntington	HUIN	1
77	Evangel	EVMO	1

Women's Scores (cont'd)

PI	Team	Code	Score
20	Providence (Great Falls)	PRGF	11
20	Doane	DOAN	11
24	Southern Oregon	SOOR	10.5
25	Dickinson St.	DIND	10
25	Trinity Christian	TRIL	10
27	Columbia (S.C.)	SCCO	9
28	Lewis-Clark	LEID	8.5
29	Aquinas	AQUI	8
29	Goshen	GOSH	8
29	Texas Wesleyan	TXWE	8
29	Jessup	JESS	8
29	Midway	MIDW	8
34	St. Mary (Kan.)	SMKS	7
35	Viterbo	VITE	6.5
36	Montana Tech	MTTE	6
36	Indiana Kokomo	INKO	6
36	St. Mary (Neb.)	STNE	6
39	St. Ambrose	STAM	5
39	Dordt	DORD	5
39	Bethel (Ind.)	BEIN	5
39	Benedictine (Kan.)	BEKS	5
39	Oklahoma City	OKO2	5
39	Concordia (Mich.)	COM2	5
39	Xavier-Louisiana	XALA	5
46	Dakota Wesleyan	DASD	4
46	Grand View	GRAN	4
46	Dillard	DILL	4
46	Cornerstone	COM3	4
46	St. Thomas (Fla.)	STFL	4
51	Valley City State	VCSU	3
51	Missouri Baptist	MIMO	3
53	Southeastern U.	SOFL	2
53	Tabor	TABO	2
53	Truett-McConnell	TRUE	2
53	The Master's	THEM	2
53	Warner	WARN	2
53	Evergreen St.	EVER	2
53	Montreat	MONC	2
53	Culver-Stockton	CULV	2
61	Florida Memorial	FLOR	1
61	Dakota State	DAKO	1
61	Multnomah	MULT	1
61	William Penn	WIIA	1
61	Embry-Riddle Arizona	ERAZ	1
61	Eastern Oregon	EAOR	1
61	Mount Mercy	MOIA	1

Women's Scores


PI	Team	Code	Score
1	British Columbia	BRIT	137
2	William Carey	CARE	83
3	Cumberland (Tenn.)	CUMB	54
4	Indiana Tech	INI2	41
5	MidAmerica Nazarene	MIDA	37
6	Cumberlands	CUKY	32
7	Olivet Nazarene	OLIL	27
7	Hastings	HAST	27
9	Marian (Ind.)	MAI2	26
10	Central Methodist	CEMO	25
11	Indiana Wesleyan	INI3	24
12	College of Idaho	COLL	23
12	Campbellsville	CAKY	23
14	Taylor	TAYL	21
15	Columbia Int'l	INT1	14
15	Madonna	MADO	14
15	Life	LIFE	14
15	Vanguard	VANG	14
19	Grace	GRAC	13
20	Siena Heights	SIMI	11
20	Concordia (Neb.)	CONE	11

NAIA OUTDOOR TRACK & FIELD CHAMPIONSHIPS

Marion, IN

Indiana Wesleyan University

5/22/2024 - 5/24/2024



OFFICIAL MEET REPORT

printed: 5/24/2024 6:57 PM

RESULTS

Women's Scores (cont'd)

PI	Team	Code	Score
68	Mount Vernon Nazarene	MOO2	0.5