


# NAIA INDOOR TRACK & FIELD CHAMPIONSHIPS

Johnson City, TN  
David E. Walker Track at Gentry Field  
Weather: Indoor meet  
Host: Milligan College  
3/2/2017 - 3/4/2017

## MEET OFFICIALS

**Meet Director:**  
Chris Layne  
**Meet Referee:**  
Lawhorn, Messenger, Thuber  
**Timing:**  
www.cfpitiming.com



**OFFICIAL MEET REPORT**  
printed: 3/4/2017 5:49 PM

# RESULTS

## #2 Men's 60 Meters

|   |                   |      |                     |            |           |                  |
|---|-------------------|------|---------------------|------------|-----------|------------------|
| N | NAIA Championship | 6.65 | Michael Rodgers     | Lindenwood | 3/10/2007 | Johnson City, TN |
| W | World Indoor      | 6.39 | Maurice Greene      | USA        | 2/3/1998  | Madrid, Spain    |
| A | American Indoor   | 6.39 | Maurice Green       | Nike       | 2/3/1998  | Madrid, Spain    |
| C | Collegiate Indoor | 6.45 | Leonard Myles-Mills | B.Y.U.     | 2/20/1999 | Colorado Spgs,   |

2:00 PM (Day 3):

### Finals

| Pl | Name             | Yr | Team              | Time | H(Pl) | Pts |
|----|------------------|----|-------------------|------|-------|-----|
| 1  | MOORE, KEJAVON   |    | SO INDIANA TECH   | 6.71 | 2(1)  | 10  |
| 2  | EDWARD, MATEO    |    | SR WILLIAM CAREY  | 6.77 | 2(2)  | 8   |
| 3  | PARSON, JOSH     |    | JR TENNESSEE WESL | 6.79 | 2(3)  | 6   |
| 4  | SHARBAHN, WAYNE  |    | SR INDIANA TECH   | 6.80 | 2(4)  | 5   |
| 5  | CONDE, MOUSSA    |    | SO MARIAN (IND.)  | 6.89 | 1(1)  | 4   |
| 6  | SIMON, DEAN      |    | SO YORK (NEB.)    | 6.91 | 1(2)  | 3   |
| 7  | STANLEY, TREVOR  |    | SR INDIANA TECH   | 6.92 | 1(3)  | 1.5 |
| 7  | LOCKRIDGE, MATT  |    | FR INDIANA TECH   | 6.92 | 1(3)  | 1.5 |
| 9  | HARRIS, CADARIUS |    | JR TENNESSEE WESL | 6.93 | 1(5)  |     |

## SECTION RESULTS

### Finals

| Pl                    | Name             | Yr | Team              | Time |
|-----------------------|------------------|----|-------------------|------|
| <b>Section 1 of 2</b> |                  |    |                   |      |
| 1                     | CONDE, MOUSSA    |    | SO MARIAN (IND.)  | 6.89 |
| 2                     | SIMON, DEAN      |    | SO YORK (NEB.)    | 6.91 |
| 3                     | STANLEY, TREVOR  |    | SR INDIANA TECH   | 6.92 |
| 3                     | LOCKRIDGE, MATT  |    | FR INDIANA TECH   | 6.92 |
| 5                     | HARRIS, CADARIUS |    | JR TENNESSEE WESL | 6.93 |

### Section 2 of 2

|   |                 |  |                   |      |
|---|-----------------|--|-------------------|------|
| 1 | MOORE, KEJAVON  |  | SO INDIANA TECH   | 6.71 |
| 2 | EDWARD, MATEO   |  | SR WILLIAM CAREY  | 6.77 |
| 3 | PARSON, JOSH    |  | JR TENNESSEE WESL | 6.79 |
| 4 | SHARBAHN, WAYNE |  | SR INDIANA TECH   | 6.80 |

3:35 PM (Day 2): (Top 1 per Heat + next 6 advance)

### Prelims

| Pl | Name             | Yr | Team                  | Time  | H(Pl) |
|----|------------------|----|-----------------------|-------|-------|
| 1  | MOORE, KEJAVON   |    | SO INDIANA TECH       | 6.75q | 4(1)  |
| 1  | SHARBAHN, WAYNE  |    | SR INDIANA TECH       | 6.75q | 3(1)  |
| 1  | PARSON, JOSH     |    | JR TENNESSEE WESL     | 6.75q | 2(1)  |
| 4  | EDWARD, MATEO    |    | SR WILLIAM CAREY      | 6.77q | 1(1)  |
| 5  | LOCKRIDGE, MATT  |    | FR INDIANA TECH       | 6.81q | 1(2)  |
| 6  | STANLEY, TREVOR  |    | SR INDIANA TECH       | 6.82q | 4(2)  |
| 7  | SIMON, DEAN      |    | SO YORK (NEB.)        | 6.84q | 2(2)  |
| 8  | CONDE, MOUSSA    |    | SO MARIAN (IND.)      | 6.85q | 1(3)  |
| 9  | HARRIS, CADARIUS |    | JR TENNESSEE WESL     | 6.86  | 2(3)  |
| 10 | DURHAM, TOBIAS   |    | JR WARNER             | 6.90  | 2(4)  |
| 10 | DUNCAN, JORDAN   |    | JR ST. FRANCIS (ILL.) | 6.90  | 3(2)  |
| 10 | ROBINSON, DEQUAN |    | FR LINDSEY WILSON     | 6.90  | 4(3)  |
| 13 | HALLMON, KEVIN   |    | SO LINDSEY WILSON     | 6.91  | 3(3)  |

**NAIA INDOOR TRACK & FIELD CHAMPIONSHIPS**

Johnson City, TN  
 David E. Walker Track at Gentry Field  
 Weather: Indoor meet  
 Host: Milligan College  
 3/2/2017 - 3/4/2017

**MEET OFFICIALS**

**Meet Director:**  
 Chris Layne  
**Meet Referee:**  
 Lawhorn, Messenger, Thuber  
**Timing:**  
 www.cfpitiming.com



**OFFICIAL MEET REPORT**  
 printed: 3/4/2017 5:49 PM

**RESULTS****#2 Men's 60 Meters (cont'd)**

3:35 PM (Day 2): (Top 1 per Heat + next 6 advance)

**Prelims**

| Pl Name                 | Yr Team             | Time | H(Pl) |
|-------------------------|---------------------|------|-------|
| 14 JOHNSON, JUSTIN      | JR WILLIAM CAREY    | 6.92 | 3(4)  |
| 15 CUMBERBATCH, JEBARRI | SO EASTERN OREGO    | 6.96 | 1(4)  |
| 16 ROMER, LESLIE        | SR TAYLOR           | 6.98 | 1(5)  |
| 17 PLEBAN, KYLE         | JR KEISER UNIVERSIT | 7.01 | 2(5)  |
| 17 AKINYOSOYE, SOGO     | SR MARIAN (IND.)    | 7.01 | 4(4)  |
| SAUNDERS, KHARI         | FR LINDSEY WILSON   | DNS  | 4     |

**HEAT RESULTS****Prelims**

| Pl Name                | Yr Team               | Time  |
|------------------------|-----------------------|-------|
| <b>Heat 1 of 4</b>     |                       |       |
| 1 EDWARD, MATEO        | SR WILLIAM CAREY      | 6.77Q |
| 2 LOCKRIDGE, MATT      | FR INDIANA TECH       | 6.81q |
| 3 CONDE, MOUSSA        | SO MARIAN (IND.)      | 6.85q |
| 4 CUMBERBATCH, JEBARRI | SO EASTERN OREGO      | 6.96  |
| 5 ROMER, LESLIE        | SR TAYLOR             | 6.98  |
| <b>Heat 2 of 4</b>     |                       |       |
| 1 PARSON, JOSH         | JR TENNESSEE WESL     | 6.75Q |
| 2 SIMON, DEAN          | SO YORK (NEB.)        | 6.84q |
| 3 HARRIS, CADARIUS     | JR TENNESSEE WESL     | 6.86  |
| 4 DURHAM, TOBIAS       | JR WARNER             | 6.90  |
| 5 PLEBAN, KYLE         | JR KEISER UNIVERSIT   | 7.01  |
| <b>Heat 3 of 4</b>     |                       |       |
| 1 SHARBAHN, WAYNE      | SR INDIANA TECH       | 6.75Q |
| 2 DUNCAN, JORDAN       | JR ST. FRANCIS (ILL.) | 6.90  |
| 3 HALLMON, KEVIN       | SO LINDSEY WILSON     | 6.91  |
| 4 JOHNSON, JUSTIN      | JR WILLIAM CAREY      | 6.92  |
| <b>Heat 4 of 4</b>     |                       |       |
| 1 MOORE, KEJAVON       | SO INDIANA TECH       | 6.75Q |
| 2 STANLEY, TREVOR      | SR INDIANA TECH       | 6.82q |
| 3 ROBINSON, DEQUAN     | FR LINDSEY WILSON     | 6.90  |
| 4 AKINYOSOYE, SOGO     | SR MARIAN (IND.)      | 7.01  |
| SAUNDERS, KHARI        | FR LINDSEY WILSON     | DNS   |

**#4 Men's 200 Meters**

|   |                   |       |                  |               |           |                  |
|---|-------------------|-------|------------------|---------------|-----------|------------------|
| N | NAIA Championship | 20.84 | Mike Mitchell    | Azusa Pacific | 2004      | Johnson City, TN |
| W | World Indoor      | 19.92 | Frank Fredericks | NAM           | 2/18/1996 | Lievin, France   |
| A | American Indoor   | 20.10 | Wallace Spearmon | Arkansas      | 3/11/2005 | Fayetteville, AR |
| C | Collegiate Indoor | 20.10 | Wallace Spearmon | Arkansas      | 3/11/2005 | Fayetteville, AR |

3:25 PM (Day 3):

**Finals**

| Pl Name            | Yr Team           | Time  | H(Pl) | Pts |
|--------------------|-------------------|-------|-------|-----|
| 1 THOMPSON, JAHNOY | SO SOUTHERN-NO    | 21.23 | 1(1)  | 10  |
| 2 ROBINSON, DEQUAN | FR LINDSEY WILSON | 21.36 | 2(1)  | 8   |
| 3 SPRINGER, GAIRY  | SO INDIANA TECH   | 21.45 | 2(2)  | 6   |

**NAIA INDOOR TRACK & FIELD CHAMPIONSHIPS**

Johnson City, TN  
 David E. Walker Track at Gentry Field  
 Weather: Indoor meet  
 Host: Milligan College  
 3/2/2017 - 3/4/2017

**MEET OFFICIALS**

**Meet Director:**  
 Chris Layne  
**Meet Referee:**  
 Lawhorn, Messenger, Thuber  
**Timing:**  
 www.cfpitiming.com



**OFFICIAL MEET REPORT**  
 printed: 3/4/2017 5:49 PM

# RESULTS

**#4 Men's 200 Meters (cont'd)**

3:25 PM (Day 3):

**Finals**

| Pl | Name            | Yr | Team           | Time  | H(Pl) | Pts |
|----|-----------------|----|----------------|-------|-------|-----|
| 4  | STANLEY, TREVOR | SR | INDIANA TECH   | 21.51 | 1(2)  | 5   |
| 5  | PARSON, JOSH    | JR | TENNESSEE WESL | 21.55 | 1(3)  | 4   |
| 6  | CONDE, MOUSSA   | SO | MARIAN (IND.)  | 21.58 | 1(4)  | 3   |
| 7  | SHARBAHN, WAYNE | SR | INDIANA TECH   | 21.70 | 2(3)  | 2   |
| 8  | OHIOZE, MICHAEL | SR | ST. AMBROSE    | 21.85 | 1(5)  | 1   |
|    | HALLMON, KEVIN  | SO | LINDSEY WILSON | DQ    | 2     |     |

**SECTION RESULTS****Finals**

| Pl | Name | Yr | Team | Time |
|----|------|----|------|------|
|----|------|----|------|------|

**Section 1 of 2**

|   |                  |    |                |       |
|---|------------------|----|----------------|-------|
| 1 | THOMPSON, JAHNOY | SO | SOUTHERN-NO    | 21.23 |
| 2 | STANLEY, TREVOR  | SR | INDIANA TECH   | 21.51 |
| 3 | PARSON, JOSH     | JR | TENNESSEE WESL | 21.55 |
| 4 | CONDE, MOUSSA    | SO | MARIAN (IND.)  | 21.58 |
| 5 | OHIOZE, MICHAEL  | SR | ST. AMBROSE    | 21.85 |

**Section 2 of 2**

|   |                  |    |                |       |
|---|------------------|----|----------------|-------|
| 1 | ROBINSON, DEQUAN | FR | LINDSEY WILSON | 21.36 |
| 2 | SPRINGER, GAIRY  | SO | INDIANA TECH   | 21.45 |
| 3 | SHARBAHN, WAYNE  | SR | INDIANA TECH   | 21.70 |
|   | HALLMON, KEVIN   | SO | LINDSEY WILSON | DQ    |

6:00 PM (Day 2): (Top 1 per Heat + next 5 advance)

**Prelims**

| Pl | Name              | Yr | Team               | Time   | H(Pl) |
|----|-------------------|----|--------------------|--------|-------|
| 1  | ROBINSON, DEQUAN  | FR | LINDSEY WILSON     | 21.44Q | 1(1)  |
| 2  | HALLMON, KEVIN    | SO | LINDSEY WILSON     | 21.51Q | 2(1)  |
| 3  | THOMPSON, JAHNOY  | SO | SOUTHERN-NO        | 21.52Q | 5(1)  |
| 4  | CONDE, MOUSSA     | SO | MARIAN (IND.)      | 21.58Q | 4(1)  |
| 5  | PARSON, JOSH      | JR | TENNESSEE WESL     | 21.63q | 1(2)  |
| 6  | SHARBAHN, WAYNE   | SR | INDIANA TECH       | 21.64q | 4(2)  |
| 7  | STANLEY, TREVOR   | SR | INDIANA TECH       | 21.66q | 5(2)  |
| 8  | SPRINGER, GAIRY   | SO | INDIANA TECH       | 21.67Q | 3(1)  |
| 9  | OHIOZE, MICHAEL   | SR | ST. AMBROSE        | 21.84  | 4(3)  |
| 10 | SAWYERR, DEVAN    | FR | MIDAMERICA NAZA    | 21.96  | 3(2)  |
| 11 | MOORE, KEJAVON    | SO | INDIANA TECH       | 22.00  | 1(3)  |
| 11 | KEELING, HOLT     | SO | LINDSEY WILSON     | 22.00  | 2(2)  |
| 11 | DUNCAN, JORDAN    | JR | ST. FRANCIS (ILL.) | 22.00  | 3(3)  |
| 11 | GRIFFIN, ISAIAH   | FR | MIDAMERICA NAZA    | 22.00  | 4(4)  |
| 15 | EAST, MATT        | SO | SOUTHERN OREG      | 22.04  | 2(3)  |
| 16 | MASSEY, BRANDON   | FR | RIO GRANDE         | 22.07  | 5(3)  |
| 17 | RATLIFF, JEREMIAH | FR | INDIANA TECH       | 22.09  | 2(4)  |
| 18 | MOSES, ALEX       | SR | BETHEL (IND.)      | 22.13  | 2(5)  |
| 19 | HELD, MASON       | SO | YORK (NEB.)        | 22.15  | 5(4)  |
| 20 | SIMON, DEAN       | SO | YORK (NEB.)        | 22.19  | 3(4)  |

# NAIA INDOOR TRACK & FIELD CHAMPIONSHIPS

Johnson City, TN  
David E. Walker Track at Gentry Field  
Weather: Indoor meet  
Host: Milligan College  
3/2/2017 - 3/4/2017

## MEET OFFICIALS

**Meet Director:**  
Chris Layne  
**Meet Referee:**  
Lawhorn, Messenger, Thuber  
**Timing:**  
www.cfpitiming.com



**OFFICIAL MEET REPORT**  
printed: 3/4/2017 5:49 PM

# RESULTS

## #4 Men's 200 Meters (cont'd)

6:00 PM (Day 2): (Top 1 per Heat + next 5 advance)

### Prelims

| Pl | Name               | Yr | Team           | Time  | H(Pl) |
|----|--------------------|----|----------------|-------|-------|
| 21 | DURHAM, TOBIAS     | JR | WARNER         | 22.28 | 5(5)  |
| 22 | BROOKS, MARTARIOUS | FR | CUMBERLAND (TE | 22.62 | 1(4)  |
|    | IRON SHELL, ROBERT | SR | BRIAR CLIFF    | DNF   | 1     |

### HEAT RESULTS

#### Prelims


| Pl                 | Name               | Yr | Team               | Time   |
|--------------------|--------------------|----|--------------------|--------|
| <b>Heat 1 of 5</b> |                    |    |                    |        |
| 1                  | ROBINSON, DEQUAN   | FR | LINDSEY WILSON     | 21.44Q |
| 2                  | PARSON, JOSH       | JR | TENNESSEE WESL     | 21.63q |
| 3                  | MOORE, KEJAVON     | SO | INDIANA TECH       | 22.00  |
| 4                  | BROOKS, MARTARIOUS | FR | CUMBERLAND (TE     | 22.62  |
|                    | IRON SHELL, ROBERT | SR | BRIAR CLIFF        | DNF    |
| <b>Heat 2 of 5</b> |                    |    |                    |        |
| 1                  | HALLMON, KEVIN     | SO | LINDSEY WILSON     | 21.51Q |
| 2                  | KEELING, HOLT      | SO | LINDSEY WILSON     | 22.00  |
| 3                  | EAST, MATT         | SO | SOUTHERN OREG      | 22.04  |
| 4                  | RATLIFF, JEREMIAH  | FR | INDIANA TECH       | 22.09  |
| 5                  | MOSES, ALEX        | SR | BETHEL (IND.)      | 22.13  |
| <b>Heat 3 of 5</b> |                    |    |                    |        |
| 1                  | SPRINGER, GAIRY    | SO | INDIANA TECH       | 21.67Q |
| 2                  | SAWYERR, DEVAN     | FR | MIDAMERICA NAZA    | 21.96  |
| 3                  | DUNCAN, JORDAN     | JR | ST. FRANCIS (ILL.) | 22.00  |
| 4                  | SIMON, DEAN        | SO | YORK (NEB.)        | 22.19  |
| <b>Heat 4 of 5</b> |                    |    |                    |        |
| 1                  | CONDE, MOUSSA      | SO | MARIAN (IND.)      | 21.58Q |
| 2                  | SHARBAHN, WAYNE    | SR | INDIANA TECH       | 21.64q |
| 3                  | OHIOZE, MICHAEL    | SR | ST. AMBROSE        | 21.84  |
| 4                  | GRIFFIN, ISAIAH    | FR | MIDAMERICA NAZA    | 22.00  |
| <b>Heat 5 of 5</b> |                    |    |                    |        |
| 1                  | THOMPSON, JAHNOY   | SO | SOUTHERN-NO        | 21.52Q |
| 2                  | STANLEY, TREVOR    | SR | INDIANA TECH       | 21.66q |
| 3                  | MASSEY, BRANDON    | FR | RIO GRANDE         | 22.07  |
| 4                  | HELD, MASON        | SO | YORK (NEB.)        | 22.15  |
| 5                  | DURHAM, TOBIAS     | JR | WARNER             | 22.28  |

# NAIA INDOOR TRACK & FIELD CHAMPIONSHIPS

Johnson City, TN  
David E. Walker Track at Gentry Field  
Weather: Indoor meet  
Host: Milligan College  
3/2/2017 - 3/4/2017

## MEET OFFICIALS

**Meet Director:**  
Chris Layne  
**Meet Referee:**  
Lawhorn, Messenger, Thuber  
**Timing:**  
www.cfpitiming.com



**OFFICIAL MEET REPORT**  
printed: 3/4/2017 5:49 PM

# RESULTS

## #41 Men's 400 Meters

|   |                   |       |                |                 |           |                   |
|---|-------------------|-------|----------------|-----------------|-----------|-------------------|
| N | NAIA Championship | 46.95 | Ramon Miller   | Dickinson State | 3/11/2007 | Johnson City, TN  |
| W | World Indoor      | 44.57 | Kerron Clement | USA             |           | Fayetteville, AR, |
| A | American Indoor   | 44.57 | Kerron Clement | Florida         | 3/12/2005 | Fayetteville, AR  |
| C | Collegiate Indoor | 44.57 | Kerron Clement | Florida         | 3/12/2005 | Fayetteville, AR  |

1:15 PM (Day 3):

### Finals

| Pl | Name               | Yr | Team             | Time    | H(Pl) | Pts |
|----|--------------------|----|------------------|---------|-------|-----|
| 1  | THOMPSON, JAHNOY   | SO | SOUTHERN-NO      | 48.06   | 2(1)  | 10  |
| 2  | OHIOZE, MICHAEL    | SR | ST. AMBROSE      | 48.57   | 2(2)  | 8   |
| 3  | THERMIDOR, EDENS   | JR | KEISER UNIVERSIT | 48.58   | 1(1)  | 6   |
| 4  | WILLIAMS, XAVIER   | SO | INDIANA TECH     | 49.12   | 1(2)  | 5   |
| 5  | MUHAMMAD, QADIR    | SO | INDIANA TECH     | 49.22   | 1(3)  | 4   |
| 6  | CAMPBELL, ACDANE   | FR | SOUTHERN-NO      | 49.33   | 2(3)  | 3   |
| 7  | RICHARDS, DANIELLE | SO | SOUTHERN-NO      | 49.67   | 1(4)  | 2   |
| 8  | IRON SHELL, ROBERT | SR | BRIAR CLIFF      | 1:45.75 | 2(4)  | 1   |

## SECTION RESULTS

### Finals

| Pl | Name | Yr | Team | Time |
|----|------|----|------|------|
|----|------|----|------|------|

#### Section 1 of 2

|   |                    |    |                  |       |
|---|--------------------|----|------------------|-------|
| 1 | THERMIDOR, EDENS   | JR | KEISER UNIVERSIT | 48.58 |
| 2 | WILLIAMS, XAVIER   | SO | INDIANA TECH     | 49.12 |
| 3 | MUHAMMAD, QADIR    | SO | INDIANA TECH     | 49.22 |
| 4 | RICHARDS, DANIELLE | SO | SOUTHERN-NO      | 49.67 |

#### Section 2 of 2

|   |                    |    |             |         |
|---|--------------------|----|-------------|---------|
| 1 | THOMPSON, JAHNOY   | SO | SOUTHERN-NO | 48.06   |
| 2 | OHIOZE, MICHAEL    | SR | ST. AMBROSE | 48.57   |
| 3 | CAMPBELL, ACDANE   | FR | SOUTHERN-NO | 49.33   |
| 4 | IRON SHELL, ROBERT | SR | BRIAR CLIFF | 1:45.75 |

2:25 PM (Day 2): (Top 1 per Heat + next 4 advance)

### Prelims


| Pl | Name               | Yr | Team             | Time   | H(Pl) |
|----|--------------------|----|------------------|--------|-------|
| 1  | THOMPSON, JAHNOY   | SO | SOUTHERN-NO      | 48.75Q | 2(1)  |
| 2  | IRON SHELL, ROBERT | SR | BRIAR CLIFF      | 48.80Q | 4(1)  |
| 3  | OHIOZE, MICHAEL    | SR | ST. AMBROSE      | 49.00q | 2(2)  |
| 4  | RICHARDS, DANIELLE | SO | SOUTHERN-NO      | 49.02q | 4(2)  |
| 5  | CAMPBELL, ACDANE   | FR | SOUTHERN-NO      | 49.05q | 2(3)  |
| 6  | THERMIDOR, EDENS   | JR | KEISER UNIVERSIT | 49.19Q | 3(1)  |
| 7  | WILLIAMS, XAVIER   | SO | INDIANA TECH     | 49.21Q | 1(1)  |
| 8  | MUHAMMAD, QADIR    | SO | INDIANA TECH     | 49.24q | 1(2)  |
| 8  | TURNER, DEMETRIUS  | FR | WAYLAND BAPTIS   | 49.24  | 4(3)  |
| 10 | HICKERSON, AUSTIN  | SO | SPRING ARBOR     | 49.27  | 3(2)  |
| 11 | REEMTSMA, JACK     | SO | ST. AMBROSE      | 49.28  | 4(4)  |
| 12 | CHANT, ANDREW      | FR | MADONNA          | 49.65  | 1(3)  |
| 13 | ECKELS, JOSIAH     | SR | DORDT            | 49.78  | 4(5)  |
| 14 | PETER, BARTHELEMY  | FR | INDIANA TECH     | 50.00  | 2(4)  |
| 15 | MCLEOD, CHALE      | FR | FLORIDA MEMORI   | 50.26  | 1(4)  |

**NAIA INDOOR TRACK & FIELD CHAMPIONSHIPS**

Johnson City, TN  
 David E. Walker Track at Gentry Field  
 Weather: Indoor meet  
 Host: Milligan College  
 3/2/2017 - 3/4/2017

**MEET OFFICIALS**

**Meet Director:**  
 Chris Layne  
**Meet Referee:**  
 Lawhorn, Messenger, Thuber  
**Timing:**  
 www.cfpitiming.com



**OFFICIAL MEET REPORT**  
 printed: 3/4/2017 5:49 PM

**RESULTS****#41 Men's 400 Meters (cont'd)**

2:25 PM (Day 2): (Top 1 per Heat + next 4 advance)

**Prelims**

| Pl Name           | Yr Team           | Time    | H(Pl) |
|-------------------|-------------------|---------|-------|
| 16 PORTER, AARON  | FR INDIANA TECH   | 55.93   | 3(3)  |
| 17 WOODS, DESHAWN | SR INDIANA TECH   | 1:04.99 | 3(4)  |
| SOUTIEN, JEAN     | SO WAYLAND BAPTIS | FS      | 3     |
| CONDE, MOUSSA     | SO MARIAN (IND.)  | DNS     | 2     |

**HEAT RESULTS****Prelims**

| Pl Name              | Yr Team             | Time    |
|----------------------|---------------------|---------|
| <b>Heat 1 of 4</b>   |                     |         |
| 1 WILLIAMS, XAVIER   | SO INDIANA TECH     | 49.21Q  |
| 2 MUHAMMAD, QADIR    | SO INDIANA TECH     | 49.24q  |
| 3 CHANT, ANDREW      | FR MADONNA          | 49.65   |
| 4 MCLEOD, CHALE      | FR FLORIDA MEMORI   | 50.26   |
| <b>Heat 2 of 4</b>   |                     |         |
| 1 THOMPSON, JAHNOY   | SO SOUTHERN-NO      | 48.75Q  |
| 2 OHIOZE, MICHAEL    | SR ST. AMBROSE      | 49.00q  |
| 3 CAMPBELL, ACDANE   | FR SOUTHERN-NO      | 49.05q  |
| 4 PETER, BARTHELEMY  | FR INDIANA TECH     | 50.00   |
| CONDE, MOUSSA        | SO MARIAN (IND.)    | DNS     |
| <b>Heat 3 of 4</b>   |                     |         |
| 1 THERMIDOR, EDENS   | JR KEISER UNIVERSIT | 49.19Q  |
| 2 HICKERSON, AUSTIN  | SO SPRING ARBOR     | 49.27   |
| 3 PORTER, AARON      | FR INDIANA TECH     | 55.93   |
| 4 WOODS, DESHAWN     | SR INDIANA TECH     | 1:04.99 |
| SOUTIEN, JEAN        | SO WAYLAND BAPTIS   | FS      |
| <b>Heat 4 of 4</b>   |                     |         |
| 1 IRON SHELL, ROBERT | SR BRIAR CLIFF      | 48.80Q  |
| 2 RICHARDS, DANIELLE | SO SOUTHERN-NO      | 49.02q  |
| 3 TURNER, DEMETRIUS  | FR WAYLAND BAPTIS   | 49.24   |
| 4 REEMTSMA, JACK     | SO ST. AMBROSE      | 49.28   |
| 5 ECKELS, JOSIAH     | SR DORDT            | 49.78   |

**#6 Men's 600 Meters**

N NAIA Championship 1:16.72 Travis Hinton

Oklahoma Baptist

1:35 PM (Day 3):

**Finals**

| Pl Name           | Yr Team             | Time    | H(Pl) | Pts |
|-------------------|---------------------|---------|-------|-----|
| 1 HINDS, TRE      | SO WAYLAND BAPTIS   | 1:17.41 | 2(1)  | 10  |
| 2 MULLER, CJ      | SR CONCORDIA (NEB.) | 1:19.26 | 2(2)  | 8   |
| 3 MARROW, DEVON   | SR INDIANA TECH     | 1:19.33 | 2(3)  | 6   |
| 4 SPRINGER, GAIRY | SO INDIANA TECH     | 1:19.64 | 1(1)  | 5   |
| 5 HELD, MASON     | SO YORK (NEB.)      | 1:19.70 | 1(2)  | 4   |
| 6 MARTINEZ, BEN   | SO RIO GRANDE       | 1:20.40 | 1(3)  | 3   |
| 7 VARELA, ALAN    | SO DOANE            | 1:20.47 | 2(4)  | 2   |
| 8 LEMON, AARON    | JR NORTHWESTERN (   | 1:21.28 | 1(4)  | 1   |

**NAIA INDOOR TRACK & FIELD CHAMPIONSHIPS**

Johnson City, TN  
 David E. Walker Track at Gentry Field  
 Weather: Indoor meet  
 Host: Milligan College  
 3/2/2017 - 3/4/2017

**MEET OFFICIALS**

**Meet Director:**  
 Chris Layne  
**Meet Referee:**  
 Lawhorn, Messenger, Thuber  
**Timing:**  
 www.cfpitiming.com



**OFFICIAL MEET REPORT**  
 printed: 3/4/2017 5:49 PM

**RESULTS****#6 Men's 600 Meters (cont'd)****SECTION RESULTS****Finals**

| Pl Name               | Yr Team            | Time    |
|-----------------------|--------------------|---------|
| <b>Section 1 of 2</b> |                    |         |
| 1 SPRINGER, GAIRY     | SO INDIANA TECH    | 1:19.64 |
| 2 HELD, MASON         | SO YORK (NEB.)     | 1:19.70 |
| 3 MARTINEZ, BEN       | SO RIO GRANDE      | 1:20.40 |
| 4 LEMON, AARON        | JR NORTHWESTERN (  | 1:21.28 |
| <b>Section 2 of 2</b> |                    |         |
| 1 HINDS, TRE          | SO WAYLAND BAPTIS  | 1:17.41 |
| 2 MULLER, CJ          | SR CONCORDIA (NEB. | 1:19.26 |
| 3 MARROW, DEVON       | SR INDIANA TECH    | 1:19.33 |
| 4 VARELA, ALAN        | SO DOANE           | 1:20.47 |

**3:05 PM (Day 2): (Top 1 per Heat + next 4 advance)**

**Prelims**

| Pl Name                | Yr Team            | Time     | H(Pl) |
|------------------------|--------------------|----------|-------|
| 1 HINDS, TRE           | SO WAYLAND BAPTIS  | 1:19.96Q | 1(1)  |
| 2 MULLER, CJ           | SR CONCORDIA (NEB. | 1:20.27Q | 3(1)  |
| 3 HELD, MASON          | SO YORK (NEB.)     | 1:20.41Q | 4(1)  |
| 4 MARROW, DEVON        | SR INDIANA TECH    | 1:20.55q | 4(2)  |
| 5 SPRINGER, GAIRY      | SO INDIANA TECH    | 1:20.85Q | 2(1)  |
| 6 MARTINEZ, BEN        | SO RIO GRANDE      | 1:20.91q | 4(3)  |
| 7 VARELA, ALAN         | SO DOANE           | 1:21.00q | 2(2)  |
| 8 LEMON, AARON         | JR NORTHWESTERN (  | 1:21.07q | 3(2)  |
| 9 GONZALEZ, JOEY       | JR WAYLAND BAPTIS  | 1:21.23  | 1(2)  |
| 10 MATTERS, NATHAN     | SO CONCORDIA (NEB. | 1:21.44  | 4(4)  |
| 11 BERHE, ADAM         | JR WAYLAND BAPTIS  | 1:21.65  | 4(5)  |
| 12 BRAXTON, MICHAEL    | JR WEBBER          | 1:21.79  | 4(6)  |
| 13 HEINRICHS, JOE      | JR BRIAR CLIFF     | 1:22.11  | 3(3)  |
| 14 VINSON, MYCHAL      | FR MARIAN (IND.)   | 1:22.44  | 3(4)  |
| 15 RAMIREZ, GILBERT    | SO SOUTHWEST (N.M. | 1:22.53  | 2(3)  |
| 16 PEREZ ESPINO, PEDRO | FR WESTMONT        | 1:23.22  | 1(3)  |
| 17 GONZALES, BRIAN     | FR WAYLAND BAPTIS  | 1:23.96  | 2(4)  |
| 18 MEYER, LANDIS       | SO SOKA            | 1:24.35  | 1(4)  |
| 19 NICHOLS, RANE       | JR ST. AMBROSE     | 1:25.70  | 2(5)  |
| 20 WALLIN, JOSH        | SO EASTERN OREGO   | 1:31.40  | 1(5)  |
| CLARKE, JORDAN         | SR WEBBER          | DQ       | 3     |

**HEAT RESULTS****Prelims**

| Pl Name               | Yr Team           | Time     |
|-----------------------|-------------------|----------|
| <b>Heat 1 of 4</b>    |                   |          |
| 1 HINDS, TRE          | SO WAYLAND BAPTIS | 1:19.96Q |
| 2 GONZALEZ, JOEY      | JR WAYLAND BAPTIS | 1:21.23  |
| 3 PEREZ ESPINO, PEDRO | FR WESTMONT       | 1:23.22  |
| 4 MEYER, LANDIS       | SO SOKA           | 1:24.35  |
| 5 WALLIN, JOSH        | SO EASTERN OREGO  | 1:31.40  |

**NAIA INDOOR TRACK & FIELD CHAMPIONSHIPS**

Johnson City, TN  
 David E. Walker Track at Gentry Field  
 Weather: Indoor meet  
 Host: Milligan College  
 3/2/2017 - 3/4/2017

**MEET OFFICIALS**

**Meet Director:**  
 Chris Layne  
**Meet Referee:**  
 Lawhorn, Messenger, Thuber  
**Timing:**  
 www.cfpitiming.com



**OFFICIAL MEET REPORT**  
 printed: 3/4/2017 5:49 PM

**RESULTS****#6 Men's 600 Meters (cont'd)****Prelims**

| Pl                 | Name             | Yr | Team                | Time     |
|--------------------|------------------|----|---------------------|----------|
| <b>Heat 2 of 4</b> |                  |    |                     |          |
| 1                  | SPRINGER, GAIRY  |    | SO INDIANA TECH     | 1:20.85Q |
| 2                  | VARELA, ALAN     |    | SO DOANE            | 1:21.00q |
| 3                  | RAMIREZ, GILBERT |    | SO SOUTHWEST (N.M.) | 1:22.53  |
| 4                  | GONZALES, BRIAN  |    | FR WAYLAND BAPTIS   | 1:23.96  |
| 5                  | NICHOLS, RANE    |    | JR ST. AMBROSE      | 1:25.70  |
| <b>Heat 3 of 4</b> |                  |    |                     |          |
| 1                  | MULLER, CJ       |    | SR CONCORDIA (NEB.) | 1:20.27Q |
| 2                  | LEMON, AARON     |    | JR NORTHWESTERN (   | 1:21.07q |
| 3                  | HEINRICH, JOE    |    | JR BRIAR CLIFF      | 1:22.11  |
| 4                  | VINSON, MYCHAL   |    | FR MARIAN (IND.)    | 1:22.44  |
|                    | CLARKE, JORDAN   |    | SR WEBBER           | DQ       |
| <b>Heat 4 of 4</b> |                  |    |                     |          |
| 1                  | HELD, MASON      |    | SO YORK (NEB.)      | 1:20.41Q |
| 2                  | MARROW, DEVON    |    | SR INDIANA TECH     | 1:20.55q |
| 3                  | MARTINEZ, BEN    |    | SO RIO GRANDE       | 1:20.91q |
| 4                  | MATTERS, NATHAN  |    | SO CONCORDIA (NEB.) | 1:21.44  |
| 5                  | BERHE, ADAM      |    | JR WAYLAND BAPTIS   | 1:21.65  |
| 6                  | BRAXTON, MICHAEL |    | JR WEBBER           | 1:21.79  |

**#8 Men's 800 Meters**

|   |                   |         |                 |                |          |               |
|---|-------------------|---------|-----------------|----------------|----------|---------------|
| N | NAIA Championship | 1:47.70 | James Njoroge   | Taylor (IN)    | 1996     |               |
| W | World Indoor      | 1:42.67 | Wilson Kipketer | DEN            | 3/9/1997 | Paris, France |
| A | American Indoor   | 1:45.00 | Johnny Gray     | S. Monica T.C. | 3/8/1992 | Sindelfingen, |
| C | Collegiate Indoor | 1:44.84 | Paul Ereng      | Virginia       | 3/4/1989 | Budapest,     |

**2:15 PM (Day 3):****Finals**

| Pl | Name                | Yr | Team              | Time    | Pts |
|----|---------------------|----|-------------------|---------|-----|
| 1  | MARTIN, PRESLEY     |    | JR MARIAN (IND.)  | 1:52.14 | 10  |
| 2  | RODDEN, BRENT       |    | SO SIENA HEIGHTS  | 1:52.41 | 8   |
| 3  | SAUNDERS, ALEX      |    | SR SOUTHERN-NO    | 1:54.19 | 6   |
| 4  | MORRELL III, THOMAS |    | FR EASTERN OREGO  | 1:54.40 | 5   |
| 5  | MOELLER, MARK       |    | SR DAKOTA STATE   | 1:54.42 | 4   |
| 6  | HOLLINGER, PETER    |    | SO NORTHWESTERN ( | 1:54.82 | 3   |
| 7  | HOUDEK, JORDAN      |    | SR MOUNT MARTY    | 1:54.88 | 2   |
| 8  | CHOATE, BRYCE       |    | SO TENNESSEE WESL | 1:57.38 | 1   |

**4:00 PM (Day 2): (Top 2 per Heat + next 4 advance)****Prelims**

| Pl | Name                | Yr | Team              | Time     | H(Pl) |
|----|---------------------|----|-------------------|----------|-------|
| 1  | MARTIN, PRESLEY     |    | JR MARIAN (IND.)  | 1:53.50Q | 1(1)  |
| 2  | CHOATE, BRYCE       |    | SO TENNESSEE WESL | 1:53.71Q | 1(2)  |
| 3  | MORRELL III, THOMAS |    | FR EASTERN OREGO  | 1:53.78q | 1(3)  |
| 4  | MOELLER, MARK       |    | SR DAKOTA STATE   | 1:53.87q | 1(4)  |
| 5  | RODDEN, BRENT       |    | SO SIENA HEIGHTS  | 1:54.38Q | 2(1)  |
| 6  | SAUNDERS, ALEX      |    | SR SOUTHERN-NO    | 1:54.41q | 1(5)  |




**NAIA INDOOR TRACK & FIELD CHAMPIONSHIPS**

Johnson City, TN  
 David E. Walker Track at Gentry Field  
 Weather: Indoor meet  
 Host: Milligan College  
 3/2/2017 - 3/4/2017

**MEET OFFICIALS**

**Meet Director:**  
 Chris Layne  
**Meet Referee:**  
 Lawhorn, Messenger, Thuber  
**Timing:**  
 www.cfpitiming.com



**OFFICIAL MEET REPORT**  
 printed: 3/4/2017 5:49 PM

**RESULTS****#8 Men's 800 Meters (cont'd)**

4:00 PM (Day 2): (Top 2 per Heat + next 4 advance)

**Prelims**

| Pl | Name               | Yr | Team               | Time     | H(Pl) |
|----|--------------------|----|--------------------|----------|-------|
| 7  | HOUDEK, JORDAN     | SR | MOUNT MARTY        | 1:54.61Q | 2(2)  |
| 8  | HOLLINGER, PETER   | SO | NORTHWESTERN (     | 1:54.63q | 1(6)  |
| 9  | WENSINK, SAM       | SR | DORDT              | 1:55.10  | 2(3)  |
| 10 | MACK, SUPERVOID    | FR | CARDINAL STRITC    | 1:55.24  | 2(4)  |
| 11 | RODRIGUEZ, ALBERTO | FR | JOHNSON & WALE     | 1:55.39  | 2(5)  |
| 12 | PRINCIPATO, JOHN   | JR | ST. FRANCIS (ILL.) | 1:55.45  | 2(6)  |
| 13 | ADAIR, MATT        | SR | INDIANA TECH       | 1:55.94  | 2(7)  |
| 14 | MUESSIG, DOMINIC   | SR | SIENA HEIGHTS      | 1:57.91  | 2(8)  |
| 15 | ADAMS, MESHACH     | SR | ST. MARY (KAN.)    | 1:58.06  | 1(7)  |

**HEAT RESULTS****Prelims**

| Pl                 | Name                | Yr | Team            | Time     |
|--------------------|---------------------|----|-----------------|----------|
| <b>Heat 1 of 2</b> |                     |    |                 |          |
| 1                  | MARTIN, PRESLEY     | JR | MARIAN (IND.)   | 1:53.50Q |
| 2                  | CHOATE, BRYCE       | SO | TENNESSEE WESL  | 1:53.71Q |
| 3                  | MORRELL III, THOMAS | FR | EASTERN OREGO   | 1:53.78q |
| 4                  | MOELLER, MARK       | SR | DAKOTA STATE    | 1:53.87q |
| 5                  | SAUNDERS, ALEX      | SR | SOUTHERN-NO     | 1:54.41q |
| 6                  | HOLLINGER, PETER    | SO | NORTHWESTERN (  | 1:54.63q |
| 7                  | ADAMS, MESHACH      | SR | ST. MARY (KAN.) | 1:58.06  |

**Heat 2 of 2**

|   |                    |    |                    |          |
|---|--------------------|----|--------------------|----------|
| 1 | RODDEN, BRENT      | SO | SIENA HEIGHTS      | 1:54.38Q |
| 2 | HOUDEK, JORDAN     | SR | MOUNT MARTY        | 1:54.61Q |
| 3 | WENSINK, SAM       | SR | DORDT              | 1:55.10  |
| 4 | MACK, SUPERVOID    | FR | CARDINAL STRITC    | 1:55.24  |
| 5 | RODRIGUEZ, ALBERTO | FR | JOHNSON & WALE     | 1:55.39  |
| 6 | PRINCIPATO, JOHN   | JR | ST. FRANCIS (ILL.) | 1:55.45  |
| 7 | ADAIR, MATT        | SR | INDIANA TECH       | 1:55.94  |
| 8 | MUESSIG, DOMINIC   | SR | SIENA HEIGHTS      | 1:57.91  |

**#10 Men's 1000 Meters**

N NAIA Championship 2:23.09 Julius Rono Roberts Wesleyan

2:35 PM (Day 3):

**Finals**

| Pl | Name             | Yr | Team               | Time    | Pts |
|----|------------------|----|--------------------|---------|-----|
| 1  | BRASSARD, JEREMY | SO | OLIVET NAZARENE    | 2:26.19 | 10  |
| 2  | BLAYLOCK, BRIAN  | JR | ST. FRANCIS (ILL.) | 2:26.32 | 8   |
| 3  | RUNYAN, LUKE     | JR | INDIANA TECH       | 2:27.92 | 6   |
| 4  | CONANT, MICHAEL  | FR | WESTMONT           | 2:29.58 | 5   |
| 5  | DANNER, JOHN     | JR | BENEDICTINE (KA    | 2:30.14 | 4   |
| 6  | HERBERT, ANDRES  | SR | BETHEL (IND.)      | 2:30.59 | 3   |
| 7  | GREEN, JACOB     | JR | MORNINGSIDE        | 2:36.57 | 2   |
| 8  | KENNY, JASON     | JR | MORNINGSIDE        | 2:43.39 | 1   |

**NAIA INDOOR TRACK & FIELD CHAMPIONSHIPS**

Johnson City, TN  
 David E. Walker Track at Gentry Field  
 Weather: Indoor meet  
 Host: Milligan College  
 3/2/2017 - 3/4/2017

**MEET OFFICIALS**

**Meet Director:**  
 Chris Layne  
**Meet Referee:**  
 Lawhorn, Messenger, Thuber  
**Timing:**  
 www.cfpitiming.com



**OFFICIAL MEET REPORT**  
 printed: 3/4/2017 5:49 PM

**RESULTS****#10 Men's 1000 Meters (cont'd)**

4:30 PM (Day 2): (Top 2 per Heat + next 4 advance)

**Prelims**

| Pl Name               | Yr Team               | Time     | H(Pl) |
|-----------------------|-----------------------|----------|-------|
| 1 BLAYLOCK, BRIAN     | JR ST. FRANCIS (ILL.) | 2:28.47Q | 1(1)  |
| 2 RUNYAN, LUKE        | JR INDIANA TECH       | 2:28.74Q | 1(2)  |
| 3 DANNER, JOHN        | JR BENEDICTINE (KA    | 2:29.61q | 1(3)  |
| 4 BRASSARD, JEREMY    | SO OLIVET NAZARENE    | 2:30.16Q | 2(1)  |
| 5 GREEN, JACOB        | JR MORNINGSIDE        | 2:30.87Q | 2(2)  |
| 6 CONANT, MICHAEL     | FR WESTMONT           | 2:30.99q | 1(4)  |
| 7 KENNY, JASON        | JR MORNINGSIDE        | 2:31.41q | 2(3)  |
| 8 HERBERT, ANDRES     | SR BETHEL (IND.)      | 2:31.46q | 1(5)  |
| 9 ROBINSON, GEORGE    | SR MIDAMERICA NAZA    | 2:32.26  | 2(4)  |
| 10 GANZVELD, NICHOLAS | JR WALDORF            | 2:33.03  | 2(5)  |
| 11 PANEC, JEREMIAH    | JR DAKOTA WESLEYA     | 2:34.91  | 2(6)  |
| 12 MEEHAN, MATT       | FR OLIVET NAZARENE    | 2:35.94  | 2(7)  |
| 13 HANSEN, TY         | SO MIDLAND            | 2:36.34  | 1(6)  |
| 14 GARCIA, ALEJANDRO  | SR ROBERT MORRIS (I   | 2:43.02  | 1(7)  |

**HEAT RESULTS****Prelims**

| Pl Name             | Yr Team               | Time     |
|---------------------|-----------------------|----------|
| <b>Heat 1 of 2</b>  |                       |          |
| 1 BLAYLOCK, BRIAN   | JR ST. FRANCIS (ILL.) | 2:28.47Q |
| 2 RUNYAN, LUKE      | JR INDIANA TECH       | 2:28.74Q |
| 3 DANNER, JOHN      | JR BENEDICTINE (KA    | 2:29.61q |
| 4 CONANT, MICHAEL   | FR WESTMONT           | 2:30.99q |
| 5 HERBERT, ANDRES   | SR BETHEL (IND.)      | 2:31.46q |
| 6 HANSEN, TY        | SO MIDLAND            | 2:36.34  |
| 7 GARCIA, ALEJANDRO | SR ROBERT MORRIS (I   | 2:43.02  |

**Heat 2 of 2**

|                      |                    |          |
|----------------------|--------------------|----------|
| 1 BRASSARD, JEREMY   | SO OLIVET NAZARENE | 2:30.16Q |
| 2 GREEN, JACOB       | JR MORNINGSIDE     | 2:30.87Q |
| 3 KENNY, JASON       | JR MORNINGSIDE     | 2:31.41q |
| 4 ROBINSON, GEORGE   | SR MIDAMERICA NAZA | 2:32.26  |
| 5 GANZVELD, NICHOLAS | JR WALDORF         | 2:33.03  |
| 6 PANEC, JEREMIAH    | JR DAKOTA WESLEYA  | 2:34.91  |
| 7 MEEHAN, MATT       | FR OLIVET NAZARENE | 2:35.94  |

**#12 Men's 1 Mile Run**

|   |                   |         |                    |                    |           |                  |
|---|-------------------|---------|--------------------|--------------------|-----------|------------------|
| N | NAIA Championship | 4:03.69 | Silas Kisorio      | Oklahoma Christian | 2010      |                  |
| W | World Indoor      | 3:48.45 | Hicham El Guerrouj | MAR                | 2/12/1997 | Gent, Belgium    |
| A | American Indoor   | 3:49.89 | Bernard Lagat      | Nike               | 2/11/2005 | Fayetteville, AR |
| C | Collegiate Indoor | 3:52.01 | Edward Cheserek    | Oregon             | 2/25/2017 | Boston, MA       |

12:35 PM (Day 3):

**Finals**

| Pl Name         | Yr Team        | Time    | Pts |
|-----------------|----------------|---------|-----|
| THOMAS, JACKSON | SR BACONE      | 4:12.38 | 10  |
| DE YOUNG, COLIN | FR CORNERSTONE | 4:13.15 | 8   |

# NAIA INDOOR TRACK & FIELD CHAMPIONSHIPS

Johnson City, TN  
David E. Walker Track at Gentry Field  
Weather: Indoor meet  
Host: Milligan College  
3/2/2017 - 3/4/2017

## MEET OFFICIALS

**Meet Director:**  
Chris Layne  
**Meet Referee:**  
Lawhorn, Messenger, Thuber  
**Timing:**  
www.cfpitiming.com



**OFFICIAL MEET REPORT**  
printed: 3/4/2017 5:49 PM

# RESULTS

## #12 Men's 1 Mile Run (cont'd)

12:35 PM (Day 3):

### Finals

| Pl | Name              | Yr | Team             | Time    | Pts |
|----|-------------------|----|------------------|---------|-----|
|    | GARCIA, DANIEL    | JR | CARDINAL STRITC  | 4:13.63 | 6   |
|    | ROSE, TIM         | JR | NORTHWESTERN (   | 4:13.72 | 5   |
|    | HYATT, CHANCE     | SO | CARROLL          | 4:15.73 | 4   |
|    | TAFELSKY, TAYLOR  | SR | MILLIGAN         | 4:17.27 | 3   |
|    | KOECH, BENSON     | SO | ROCKY MOUNTAIN   | 4:17.43 | 2   |
|    | GARCIA, ALEJANDRO | SR | ROBERT MORRIS (I | 4:17.80 | 1   |
|    | PETSCH, FRED      | SR | ROCKY MOUNTAIN   | 4:17.87 |     |
|    | OLDACH, MICHAEL   | FR | WESTMONT         | 4:24.54 |     |

1:20 PM (Day 2): (Top 3 per Heat + next 4 advance)

### Prelims

| Pl | Name                  | Yr | Team             | Time     | H(Pl) |
|----|-----------------------|----|------------------|----------|-------|
| 1  | THOMAS, JACKSON       | SR | BACONE           | 4:21.19q | 2(1)  |
| 2  | DE YOUNG, COLIN       | FR | CORNERSTONE      | 4:21.34q | 2(2)  |
| 3  | HYATT, CHANCE         | SO | CARROLL          | 4:21.61q | 2(3)  |
| 4  | PETSCH, FRED          | SR | ROCKY MOUNTAIN   | 4:21.66q | 2(4)  |
| 5  | KOECH, BENSON         | SO | ROCKY MOUNTAIN   | 4:21.99q | 2(5)  |
| 6  | GARCIA, ALEJANDRO     | SR | ROBERT MORRIS (I | 4:22.12q | 2(6)  |
| 7  | OLDACH, MICHAEL       | FR | WESTMONT         | 4:23.05q | 2(7)  |
| 8  | ROSE, TIM             | JR | NORTHWESTERN (   | 4:25.45q | 1(1)  |
| 9  | GARCIA, DANIEL        | JR | CARDINAL STRITC  | 4:25.46q | 1(2)  |
| 10 | TAFELSKY, TAYLOR      | SR | MILLIGAN         | 4:25.50q | 1(3)  |
| 11 | KIPTUM, JONATHAN      | FR | CARDINAL STRITC  | 4:25.63  | 1(4)  |
| 12 | YOUNG, MATTHEW        | SO | JAMESTOWN        | 4:25.64  | 2(8)  |
| 13 | VERMILYE, ANTHONY     | SR | SIENA HEIGHTS    | 4:27.03  | 1(5)  |
| 14 | HOLLETT, DOUG         | SO | CORNERSTONE      | 4:28.77  | 1(6)  |
| 15 | DRAKE, CALEB          | SR | DORDT            | 4:32.31  | 1(7)  |
| 16 | MUNOZ-LECHUGA, FABIAN | JR | LINDENWOOD-BEL   | 4:33.04  | 1(8)  |

## HEAT RESULTS

### Prelims

| Pl                 | Name                  | Yr | Team            | Time     |
|--------------------|-----------------------|----|-----------------|----------|
| <b>Heat 1 of 2</b> |                       |    |                 |          |
| 1                  | ROSE, TIM             | JR | NORTHWESTERN (  | 4:25.45q |
| 2                  | GARCIA, DANIEL        | JR | CARDINAL STRITC | 4:25.46q |
| 3                  | TAFELSKY, TAYLOR      | SR | MILLIGAN        | 4:25.50q |
| 4                  | KIPTUM, JONATHAN      | FR | CARDINAL STRITC | 4:25.63  |
| 5                  | VERMILYE, ANTHONY     | SR | SIENA HEIGHTS   | 4:27.03  |
| 6                  | HOLLETT, DOUG         | SO | CORNERSTONE     | 4:28.77  |
| 7                  | DRAKE, CALEB          | SR | DORDT           | 4:32.31  |
| 8                  | MUNOZ-LECHUGA, FABIAN | JR | LINDENWOOD-BEL  | 4:33.04  |
| <b>Heat 2 of 2</b> |                       |    |                 |          |
| 1                  | THOMAS, JACKSON       | SR | BACONE          | 4:21.19q |
| 2                  | DE YOUNG, COLIN       | FR | CORNERSTONE     | 4:21.34q |

**NAIA INDOOR TRACK & FIELD CHAMPIONSHIPS**

Johnson City, TN  
 David E. Walker Track at Gentry Field  
 Weather: Indoor meet  
 Host: Milligan College  
 3/2/2017 - 3/4/2017

**MEET OFFICIALS**

**Meet Director:**  
 Chris Layne  
**Meet Referee:**  
 Lawhorn, Messenger, Thuber  
**Timing:**  
 www.cfpitiming.com



**OFFICIAL MEET REPORT**  
 printed: 3/4/2017 5:49 PM

**RESULTS****#12 Men's 1 Mile Run (cont'd)****Prelims**

| Pl | Name              | Yr | Team                 | Time     |
|----|-------------------|----|----------------------|----------|
| 3  | HYATT, CHANCE     |    | SO CARROLL           | 4:21.61Q |
| 4  | PETSCH, FRED      |    | SR ROCKY MOUNTAIN    | 4:21.66q |
| 5  | KOECH, BENSON     |    | SO ROCKY MOUNTAIN    | 4:21.99q |
| 6  | GARCIA, ALEJANDRO |    | SR ROBERT MORRIS (I) | 4:22.12q |
| 7  | OLDACH, MICHAEL   |    | FR WESTMONT          | 4:23.05q |
| 8  | YOUNG, MATTHEW    |    | SO JAMESTOWN         | 4:25.64  |

**#14 Men's 3000 Meters**

| Pl | Name              | Yr      | Team            | Time      | Pts       | Location         |
|----|-------------------|---------|-----------------|-----------|-----------|------------------|
| N  | NAIA Championship | 7:59.79 | Silah Misoi     | Life (GA) | 1998      |                  |
| W  | World Indoor      | 7:24.90 | Daniel Komen    | KEN       | 2/6/1998  | Budapest,        |
| A  | American Indoor   | 7:32.43 | Bernard Lagat   | Nike      | 2/17/2007 | Birmingham, ENG  |
| C  | Collegiate Indoor | 7:38.59 | Allistair Cragg | Arkansas  | 2/14/2004 | Fayetteville, AR |

**3:00 PM (Day 3):**

| Pl | Name                | Yr | Team                  | Time    | Pts |
|----|---------------------|----|-----------------------|---------|-----|
| 1  | KIPCHUMBA, GEOFFREY |    | JR WILLIAM CAREY      | 8:16.04 | 10  |
| 2  | KNUDSEN, CAM        |    | SR ST. FRANCIS (ILL.) | 8:16.54 | 8   |
| 3  | ALDABA, DANNY       |    | JR MIDLAND            | 8:22.84 | 6   |
| 4  | REINKING, JACOB     |    | SR INDIANA WESLEYA    | 8:33.45 | 5   |
| 5  | MASZK, NIC          |    | JR EASTERN OREGO      | 8:36.48 | 4   |
| 6  | RYAN, NOLAN         |    | JR LEWIS-CLARK        | 8:37.00 | 3   |
| 7  | VILLAGRANA, ERIC    |    | FR WAYLAND BAPTIS     | 8:39.26 | 2   |
| 8  | BEAMISH, JOSEPH     |    | JR TAYLOR             | 8:39.63 | 1   |
| 9  | BOONE, TYLER        |    | SR BRYAN              | 8:41.23 |     |
| 10 | BOMA, JAMAL         |    | SR WILLIAM PENN       | 8:47.05 |     |
| 11 | SANDIDGE, ADAM      |    | JR CAMPBELLSVILLE     | 8:47.53 |     |
| 12 | HARTMAN, JOEL       |    | SR BETHEL (IND.)      | 8:49.71 |     |

**#16 Men's 5000 Meters**

| Pl | Name              | Yr       | Team            | Time      | Pts       | Location     |
|----|-------------------|----------|-----------------|-----------|-----------|--------------|
| N  | NAIA Championship | 13:52.15 | Silah Misoi     | Life (GA) | 1999      |              |
| W  | World Indoor      | 12:49.60 | Kenenisa Bekele | ETH       | 2/20/2004 | Birmingham,  |
| A  | American Indoor   | 13:07.15 | Bernard Lagat   | Nike      | 2/11/2012 | New York, NY |
| C  | Collegiate Indoor | 13:08.28 | Lawi Lalang     | Arizona   | 2/11/2012 | New York, NY |

**4:00 PM (Day 3):**

| Pl | Name                | Yr | Team                  | Time     | Pts |
|----|---------------------|----|-----------------------|----------|-----|
| 1  | KIPCHUMBA, GEOFFREY |    | JR WILLIAM CAREY      | 14:42.19 | 10  |
| 2  | FLOYD, TONY         |    | FR MADONNA            | 14:49.26 | 8   |
| 3  | HALL, MATT          |    | SR TAYLOR             | 14:49.87 | 6   |
| 4  | WEBER, TONY         |    | JR ST. MARY (KAN.)    | 14:51.32 | 5   |
| 5  | SMITH, RYAN         |    | SR GOSHEN             | 14:52.51 | 4   |
| 6  | MCNEILL, MAX        |    | FR OKLAHOMA CITY      | 14:53.39 | 3   |
| 7  | BEAL, SAM           |    | JR CUMBERLANDS        | 14:56.36 | 2   |
| 8  | SKOSKY, TOMMY       |    | SR COLUMBIA (MO.)     | 15:06.90 | 1   |
| 9  | ALMARAZ, RAUL       |    | SO WAYLAND BAPTIS     | 15:09.95 |     |
| 10 | SANTILLO, JOEY      |    | SR ST. FRANCIS (ILL.) | 15:15.75 |     |
| 11 | BOMA, JAMAL         |    | SR WILLIAM PENN       | 15:23.44 |     |

**NAIA INDOOR TRACK & FIELD CHAMPIONSHIPS**

Johnson City, TN  
 David E. Walker Track at Gentry Field  
 Weather: Indoor meet  
 Host: Milligan College  
 3/2/2017 - 3/4/2017

**MEET OFFICIALS**

**Meet Director:**  
 Chris Layne  
**Meet Referee:**  
 Lawhorn, Messenger, Thuber  
**Timing:**  
 www.cfpitiming.com



**OFFICIAL MEET REPORT**  
 printed: 3/4/2017 5:49 PM

**RESULTS****#16 Men's 5000 Meters (cont'd)**

4:00 PM (Day 3):

| Pl | Name              | Yr | Team          | Time     | Pts |
|----|-------------------|----|---------------|----------|-----|
| 12 | HUNT, ZACH        | SR | VANGUARD      | 15:34.47 |     |
| 13 | CIARAVINO, JOSEPH | SO | AQUINAS       | 15:41.47 |     |
| 14 | SINE, RILEY       | FR | NORTHWEST U.  | 15:45.39 |     |
| 15 | THOMPSON, RYAN    | SO | BIOLA         | 15:53.37 |     |
| 16 | MERCHANT, STEPHEN | SO | SIENA HEIGHTS | 15:54.62 |     |

**#18 Men's 60m Hurdles**

|   |                   |      |                           |                         |           |                  |
|---|-------------------|------|---------------------------|-------------------------|-----------|------------------|
| N | NAIA Championship | 7.86 | Nickola Shingles          | Hannibal-LaGrange       |           |                  |
| W | World Indoor      | 7.30 | Colin Jackson             | GBR                     | 2/3/1994  | Sindelfingen,    |
| A | American Indoor   | 7.36 | Foster/ Johnson/ Trammell | W. Class/ Nike/ T. Star | 1/16/1987 | Los Angeles, CA  |
| C | Collegiate Indoor | 7.45 | Omar McLeod               | Arkansas                | 3/14/2015 | Fayetteville, AR |

12:55 PM (Day 3):

**Finals**

| Pl | Name                | Yr | Team             | Time | H(Pl) | Pts |
|----|---------------------|----|------------------|------|-------|-----|
| 1  | KILLINGS, TAYLOR    | SR | MARIAN (IND.)    | 8.07 | 2(1)  | 10  |
| 2  | STANLEY, TREVOR     | SR | INDIANA TECH     | 8.21 | 2(2)  | 7   |
| 2  | ANTHONY, CALEB      | FR | TAYLOR           | 8.21 | 2(2)  | 7   |
| 4  | KIRKENDALL, MATTHEW | JR | EASTERN OREGO    | 8.22 | 1(1)  | 5   |
| 5  | WIECHMAN, LUCAS     | SR | CONCORDIA (NEB.) | 8.24 | 1(2)  | 4   |
| 6  | REYNOLDS, SETH      | SO | INDIANA EAST     | 8.28 | 2(4)  | 3   |
| 7  | CHORRO, JOSE        | SR | DICKINSON ST.    | 8.29 | 1(3)  | 2   |
| 8  | HAWKINS, CHAZ       | JR | TENNESSEE WESL   | 8.32 | 1(4)  | 1   |

**SECTION RESULTS****Finals**

| Pl | Name | Yr | Team | Time |
|----|------|----|------|------|
|----|------|----|------|------|

**Section 1 of 2**

|   |                     |    |                  |      |
|---|---------------------|----|------------------|------|
| 1 | KIRKENDALL, MATTHEW | JR | EASTERN OREGO    | 8.22 |
| 2 | WIECHMAN, LUCAS     | SR | CONCORDIA (NEB.) | 8.24 |
| 3 | CHORRO, JOSE        | SR | DICKINSON ST.    | 8.29 |
| 4 | HAWKINS, CHAZ       | JR | TENNESSEE WESL   | 8.32 |

**Section 2 of 2**

|   |                  |    |               |      |
|---|------------------|----|---------------|------|
| 1 | KILLINGS, TAYLOR | SR | MARIAN (IND.) | 8.07 |
| 2 | STANLEY, TREVOR  | SR | INDIANA TECH  | 8.21 |
| 2 | ANTHONY, CALEB   | FR | TAYLOR        | 8.21 |
| 4 | REYNOLDS, SETH   | SO | INDIANA EAST  | 8.28 |

1:50 PM (Day 2): (Top 1 per Heat + next 4 advance)

**Prelims**

| Pl | Name                | Yr | Team           | Time  | H(Pl) |
|----|---------------------|----|----------------|-------|-------|
| 1  | KILLINGS, TAYLOR    | SR | MARIAN (IND.)  | 8.03q | 4(1)  |
| 2  | STANLEY, TREVOR     | SR | INDIANA TECH   | 8.09q | 2(1)  |
| 3  | ANTHONY, CALEB      | FR | TAYLOR         | 8.14q | 1(1)  |
| 4  | HAWKINS, CHAZ       | JR | TENNESSEE WESL | 8.18q | 1(2)  |
| 5  | REYNOLDS, SETH      | SO | INDIANA EAST   | 8.21q | 3(1)  |
| 6  | KIRKENDALL, MATTHEW | JR | EASTERN OREGO  | 8.23q | 1(3)  |

**NAIA INDOOR TRACK & FIELD CHAMPIONSHIPS**

Johnson City, TN  
 David E. Walker Track at Gentry Field  
 Weather: Indoor meet  
 Host: Milligan College  
 3/2/2017 - 3/4/2017

**MEET OFFICIALS**

**Meet Director:**  
 Chris Layne  
**Meet Referee:**  
 Lawhorn, Messenger, Thuber  
**Timing:**  
 www.cfpitiming.com



**OFFICIAL MEET REPORT**  
 printed: 3/4/2017 5:49 PM

**RESULTS****#18 Men's 60m Hurdles (cont'd)**

1:50 PM (Day 2): (Top 1 per Heat + next 4 advance)

**Prelims**

| Pl Name                | Yr Team            | Time  | H(Pl) |
|------------------------|--------------------|-------|-------|
| 7 CHORRO, JOSE         | SR DICKINSON ST.   | 8.25q | 2(2)  |
| 8 WIECHMAN, LUCAS      | SR CONCORDIA (NEB. | 8.28q | 3(2)  |
| 9 SMITH, SHAKEEM       | FR FLORIDA MEMORI  | 8.29  | 3(3)  |
| 10 GRAHAM, CHRISTOPHER | SO MIDAMERICA NAZA | 8.30  | 2(3)  |
| 10 WOODS, DESHAWN      | SR INDIANA TECH    | 8.30  | 4(2)  |
| 12 LEWIS, TYLER        | FR CAMPBELLSVILLE  | 8.32  | 4(3)  |
| 13 RIHA, MICHAL        | SO MIDAMERICA NAZA | 8.33  | 4(4)  |
| 14 TOSCANO, GINO       | FR WILLIAM CAREY   | 8.34  | 3(4)  |
| 15 BROOKS, TIRRELL     | SR GRACELAND       | 8.47  | 2(4)  |
| 16 PIOLET, DAQUVON     | SR LANGSTON        | 8.62  | 3(5)  |
| 17 MAYESKE, MATT       | SR MIDAMERICA NAZA | 8.77  | 1(4)  |
| 18 JENKINS, JOSHUA     | SR SIENA HEIGHTS   | 9.15  | 1(5)  |
| FOX, DEON              | SR CORNERSTONE     | DNF   | 2     |
| SMITH, JOSHUA          | SO SPRING ARBOR    | DNF   | 2     |
| MATEL, MATT            | SO VITERBO         | DNF   | 1     |
| HERRING, CHRISTIAN     | SR LINDENWOOD-BEL  | DNF   | 4     |
| HULETT, BENJAMIN       | JR CONCORDIA (NEB. | FS    | 3     |

**HEAT RESULTS****Prelims**


| Pl Name               | Yr Team            | Time  |
|-----------------------|--------------------|-------|
| <b>Heat 1 of 4</b>    |                    |       |
| 1 ANTHONY, CALEB      | FR TAYLOR          | 8.14Q |
| 2 HAWKINS, CHAZ       | JR TENNESSEE WESL  | 8.18q |
| 3 KIRKENDALL, MATTHEW | JR EASTERN OREGO   | 8.23q |
| 4 MAYESKE, MATT       | SR MIDAMERICA NAZA | 8.77  |
| 5 JENKINS, JOSHUA     | SR SIENA HEIGHTS   | 9.15  |
| MATEL, MATT           | SO VITERBO         | DNF   |
| <b>Heat 2 of 4</b>    |                    |       |
| 1 STANLEY, TREVOR     | SR INDIANA TECH    | 8.09Q |
| 2 CHORRO, JOSE        | SR DICKINSON ST.   | 8.25q |
| 3 GRAHAM, CHRISTOPHER | SO MIDAMERICA NAZA | 8.30  |
| 4 BROOKS, TIRRELL     | SR GRACELAND       | 8.47  |
| FOX, DEON             | SR CORNERSTONE     | DNF   |
| SMITH, JOSHUA         | SO SPRING ARBOR    | DNF   |
| <b>Heat 3 of 4</b>    |                    |       |
| 1 REYNOLDS, SETH      | SO INDIANA EAST    | 8.21Q |
| 2 WIECHMAN, LUCAS     | SR CONCORDIA (NEB. | 8.28q |
| 3 SMITH, SHAKEEM      | FR FLORIDA MEMORI  | 8.29  |
| 4 TOSCANO, GINO       | FR WILLIAM CAREY   | 8.34  |
| 5 PIOLET, DAQUVON     | SR LANGSTON        | 8.62  |
| HULETT, BENJAMIN      | JR CONCORDIA (NEB. | FS    |
| <b>Heat 4 of 4</b>    |                    |       |
| 1 KILLINGS, TAYLOR    | SR MARIAN (IND.)   | 8.03Q |

**NAIA INDOOR TRACK & FIELD CHAMPIONSHIPS**

Johnson City, TN  
 David E. Walker Track at Gentry Field  
 Weather: Indoor meet  
 Host: Milligan College  
 3/2/2017 - 3/4/2017

**MEET OFFICIALS**

**Meet Director:**  
 Chris Layne  
**Meet Referee:**  
 Lawhorn, Messenger, Thuber  
**Timing:**  
 www.cfpitiming.com



**OFFICIAL MEET REPORT**  
 printed: 3/4/2017 5:49 PM

**RESULTS****#18 Men's 60m Hurdles (cont'd)****Prelims**

| Pl | Name               | Yr | Team            | Time |
|----|--------------------|----|-----------------|------|
| 2  | WOODS, DESHAWN     | SR | INDIANA TECH    | 8.30 |
| 3  | LEWIS, TYLER       | FR | CAMPBELLSVILLE  | 8.32 |
| 4  | RIHA, MICHAL       | SO | MIDAMERICA NAZA | 8.33 |
|    | HERRING, CHRISTIAN | SR | LINDENWOOD-BEL  | DNF  |

**#39 Men's 3000m Walk**

N NAIA Championship 11:46.20 Nick Christie Missouri Baptist 2015 Geneva, OH

**12:25 PM (Day 2):**

| Pl | Name                 | Yr | Team             | Time     | Pts |
|----|----------------------|----|------------------|----------|-----|
| 1  | PETERS, ANTHONY      | JR | ST. AMBROSE      | 11:49.72 | 10  |
| 2  | MANCHA, EMILIO       | SO | ST. AMBROSE      | 13:09.22 | 8   |
| 3  | JOBSON, LUKE         | FR | WEST VIRGINIA TE | 13:34.47 | 6   |
| 4  | HUTCHERSON, DOUG     | SR | CENTRAL METHOD   | 13:48.34 | 5   |
| 5  | ELMI, SAM            | SO | CORNERSTONE      | 13:52.64 | 4   |
| 6  | RABIE, JASON         | JR | CORNERSTONE      | 15:17.39 | 3   |
| 7  | BENSON, JACOB        | SR | CORNERSTONE      | 15:40.52 | 2   |
|    | BIDDLE, SAWYER       | JR | GOSHEN           | DQ       |     |
|    | GRUTTADAURO, ANTHONY | FR | SPRING ARBOR     | DQ       |     |

**#20 Men's 4 x 400m Relay**

N NAIA Championship 3:09.39 K Handsborough, D Simpson, K Pierre, Wayland Baptist 3/11/2006 Johnson City, TN  
 W World Indoor 3:02.13 Clemons, Verburg, Butler, Smith USA 3/9/2014 Sopot, POL  
 A American Indoor 3:01.96 Clement, Spearmon, Williamson, U.S.A. 2/11/2006 Fayetteville, AR  
 C Collegiate Indoor 3:02.39 M. Kerley, Rose, Dixon, F. Kerley Texas A&M 2/25/2017 Nashville, TN

**5:15 PM (Day 3):****Finals**

| Pl | Team  | Time    | H(Pl) | Pts |
|----|---|---------|-------|-----|
| 1  | INDIANA TECH (A)<br>1) WILLIAMS, XAVIER SO<br>3) MUHAMMAD, QADIR SO     | 3:13.14 | 2(1)  | 10  |
| 2  | SOUTHERN-NO (A)<br>1) RICHARDS, DANIELLE SO<br>3) CAMPBELL, ACDANE FR   | 3:13.56 | 2(2)  | 8   |
| 3  | WAYLAND BAPTIST (A)<br>1) TURNER, DEMETRIUS FR<br>3) GONZALES, BRIAN FR | 3:13.92 | 2(3)  | 6   |
| 4  | OLIVET NAZARENE (A)<br>1) LINTON, STEVEN FR<br>3) HUNT, ALEX SR         | 3:15.99 | 2(4)  | 5   |
| 5  | ST. AMBROSE (A)<br>1) REEMTSMA, JACK SO<br>3) NICHOLS, RANE JR          | 3:16.79 | 1(1)  | 4   |

# NAIA INDOOR TRACK & FIELD CHAMPIONSHIPS

Johnson City, TN  
David E. Walker Track at Gentry Field  
Weather: Indoor meet  
Host: Milligan College  
3/2/2017 - 3/4/2017

## MEET OFFICIALS

**Meet Director:**  
Chris Layne  
**Meet Referee:**  
Lawhorn, Messenger, Thuber  
**Timing:**  
www.cfpitiming.com



**OFFICIAL MEET REPORT**  
printed: 3/4/2017 5:49 PM

# RESULTS

## #20 Men's 4 x 400m Relay (cont'd)

5:15 PM (Day 3):

### Finals

| Pl | Team                     | Time    | H(Pl) | Pts |
|----|--------------------------|---------|-------|-----|
| 6  | CONCORDIA (NEB.) (A)     | 3:16.90 | 1(2)  | 3   |
|    | 1) WIECHMAN, LUCAS SR    |         |       |     |
|    | 2) RODGERS, JAKE FR      |         |       |     |
|    | 3) MATTERS, NATHAN SO    |         |       |     |
|    | 4) MULLER, CJ SR         |         |       |     |
| 7  | BETHEL (IND.) (A)        | 3:18.82 | 1(3)  | 2   |
|    | 1) BAUMGARTNER, BRETT SR |         |       |     |
|    | 2) MOSES, ALEX SR        |         |       |     |
|    | 3) SPERRY, TRAVIS FR     |         |       |     |
|    | 4) SOWDERS, CONNOR SR    |         |       |     |
| 8  | WEBBER (A)               | 3:18.90 | 1(4)  | 1   |
|    | 1) WILSON, LILROBERT SO  |         |       |     |
|    | 2) BRAXTON, MICHAEL JR   |         |       |     |
|    | 3) CLARKE, JORDAN SR     |         |       |     |
|    | 4) MCAFEE, CEAPH FR      |         |       |     |

## SECTION RESULTS

### Finals

| Pl                    | Team                     | Time    |
|-----------------------|--------------------------|---------|
| <b>Section 1 of 2</b> |                          |         |
| 1                     | ST. AMBROSE (A)          | 3:16.79 |
|                       | 1) REEMTSMA, JACK SO     |         |
|                       | 2) FERRIS, MATT SR       |         |
|                       | 3) NICHOLS, RANE JR      |         |
|                       | 4) OHIOZE, MICHAEL SR    |         |
| 2                     | CONCORDIA (NEB.) (A)     | 3:16.90 |
|                       | 1) WIECHMAN, LUCAS SR    |         |
|                       | 2) RODGERS, JAKE FR      |         |
|                       | 3) MATTERS, NATHAN SO    |         |
|                       | 4) MULLER, CJ SR         |         |
| 3                     | BETHEL (IND.) (A)        | 3:18.82 |
|                       | 1) BAUMGARTNER, BRETT SR |         |
|                       | 2) MOSES, ALEX SR        |         |
|                       | 3) SPERRY, TRAVIS FR     |         |
|                       | 4) SOWDERS, CONNOR SR    |         |
| 4                     | WEBBER (A)               | 3:18.90 |
|                       | 1) WILSON, LILROBERT SO  |         |
|                       | 2) BRAXTON, MICHAEL JR   |         |
|                       | 3) CLARKE, JORDAN SR     |         |
|                       | 4) MCAFEE, CEAPH FR      |         |
| <b>Section 2 of 2</b> |                          |         |
| 1                     | INDIANA TECH (A)         | 3:13.14 |
|                       | 1) WILLIAMS, XAVIER SO   |         |
|                       | 2) MOORE, KEJAVON SO     |         |
|                       | 3) MUHAMMAD, QADIR SO    |         |
|                       | 4) SPRINGER, GAIRY SO    |         |
| 2                     | SOUTHERN-NO (A)          | 3:13.56 |
|                       | 1) RICHARDS, DANIELLE SO |         |
|                       | 2) SAUNDERS, ALEX SR     |         |
|                       | 3) CAMPBELL, ACDANE FR   |         |
|                       | 4) THOMPSON, JAHNOY SO   |         |
| 3                     | WAYLAND BAPTIST (A)      | 3:13.92 |
|                       | 1) TURNER, DEMETRIUS FR  |         |
|                       | 2) SOUTIEN, JEAN SO      |         |
|                       | 3) GONZALES, BRIAN FR    |         |
|                       | 4) HINDS, TRE SO         |         |
| 4                     | OLIVET NAZARENE (A)      | 3:15.99 |
|                       | 1) LINTON, STEVEN FR     |         |
|                       | 2) BEST, ALVIN JR        |         |
|                       | 3) HUNT, ALEX SR         |         |
|                       | 4) WILLIAMS, BRADY SO    |         |



**NAIA INDOOR TRACK & FIELD CHAMPIONSHIPS**

Johnson City, TN  
 David E. Walker Track at Gentry Field  
 Weather: Indoor meet  
 Host: Milligan College  
 3/2/2017 - 3/4/2017

**MEET OFFICIALS**

**Meet Director:**  
 Chris Layne  
**Meet Referee:**  
 Lawhorn, Messenger, Thuber  
**Timing:**  
 www.cfpitiming.com



**OFFICIAL MEET REPORT**  
 printed: 3/4/2017 5:49 PM

**RESULTS****#20 Men's 4 x 400m Relay (cont'd)**

7:00 PM (Day 1): (Top 1 per Heat + next 5 advance)

**Prelims**

| PI Team                  |                         | Time     | H(PI) |
|--------------------------|-------------------------|----------|-------|
| SOUTHERN-NO (A)          |                         | 3:15.88q | 3(1)  |
| 1) RICHARDS, DANIELLE SO | 2) SAUNDERS, ALEX SR    |          |       |
| 3) CAMPBELL, ACDANE FR   | 4) THOMPSON, JAHNOY SO  |          |       |
| INDIANA TECH (A)         |                         | 3:16.76q | 1(1)  |
| 1) PETER, BARTHELEMY FR  | 2) WILLIAMS, XAVIER SO  |          |       |
| 3) MUHAMMAD, QADIR SO    | 4) SPRINGER, GAIRY SO   |          |       |
| WAYLAND BAPTIST (A)      |                         | 3:17.03q | 2(1)  |
| 1) TURNER, DEMETRIUS FR  | 2) GONZALES, BRIAN FR   |          |       |
| 3) SOUTIEN, JEAN SO      | 4) HINDS, TRE SO        |          |       |
| OLIVET NAZARENE (A)      |                         | 3:17.28q | 3(2)  |
| 1) LINTON, STEVEN FR     | 2) BEST, ALVIN JR       |          |       |
| 3) HUNT, ALEX SR         | 4) WILLIAMS, BRADY SO   |          |       |
| CONCORDIA (NEB.) (A)     |                         | 3:17.42q | 2(2)  |
| 1) WIECHMAN, LUCAS SR    | 2) RODGERS, JAKE FR     |          |       |
| 3) MATTERS, NATHAN SO    | 4) MULLER, CJ SR        |          |       |
| WEBBER (A)               |                         | 3:17.81q | 1(2)  |
| 1) WILSON, LILROBERT SO  | 2) BRAXTON, MICHAEL JR  |          |       |
| 3) CLARKE, JORDAN SR     | 4) MCAFFEE, CEAPH FR    |          |       |
| BETHEL (IND.) (A)        |                         | 3:18.04q | 2(3)  |
| 1) BAUMGARTNER, BRETT SR | 2) MOSES, ALEX SR       |          |       |
| 3) SPERRY, TRAVIS FR     | 4) SOWDERS, CONNOR SR   |          |       |
| ST. AMBROSE (A)          |                         | 3:18.63q | 3(3)  |
| 1) OHIOZE, MICHAEL SR    | 2) REEMTSMA, JACK SO    |          |       |
| 3) FERRIS, MATT SR       | 4) NICHOLS, RANE JR     |          |       |
| SIENA HEIGHTS (A)        |                         | 3:18.94  | 1(3)  |
| 1) ELLINGTON, BLAINE SO  | 2) MILES, JOSHUA        |          |       |
| 3) ANDERSON, TORIN SR    | 4) MUESSIG, DOMINIC SR  |          |       |
| MARIAN (IND.) (A)        |                         | 3:19.45  | 2(4)  |
| 1) MURRAY, AARON SO      | 2) VINSON, MYCHAL FR    |          |       |
| 3) AKINYOSOYE, SOGO SR   | 4) SNEIDERWINE, ZACH JR |          |       |
| YORK (NEB.) (A)          |                         | 3:19.56  | 2(5)  |
| 1) FRANCIS, EVANS SO     | 2) PRICE, CARTER FR     |          |       |
| 3) HORTON, PEYTON JR     | 4) HELD, MASON SO       |          |       |
| MIDAMERICA NAZARENE (A)  |                         | 3:20.36  | 1(4)  |
| 1) ZITTERKOPF, ISAAC SO  | 2) SAWYERR, DEVAN FR    |          |       |
| 3) ROBINSON, GEORGE SR   | 4) HASKIN, JOSHUA FR    |          |       |
| DORDT (A)                |                         | 3:21.43  | 3(4)  |
| 1) VAN EPS, LUCAS SO     | 2) HERMAN, CALEB SO     |          |       |
| 3) ROZEBOOM, ROSS SR     | 4) ECKELS, JOSIAH SR    |          |       |

# NAIA INDOOR TRACK & FIELD CHAMPIONSHIPS

Johnson City, TN  
David E. Walker Track at Gentry Field  
Weather: Indoor meet  
Host: Milligan College  
3/2/2017 - 3/4/2017

## MEET OFFICIALS

**Meet Director:**  
Chris Layne  
**Meet Referee:**  
Lawhorn, Messenger, Thuber  
**Timing:**  
www.cfpitiming.com



**OFFICIAL MEET REPORT**  
printed: 3/4/2017 5:49 PM

# RESULTS

## #20 Men's 4 x 400m Relay (cont'd)

7:00 PM (Day 1): (Top 1 per Heat + next 5 advance)

### Prelims

| PI Team                   | Time                      | H(PI) |
|---------------------------|---------------------------|-------|
| KEISER UNIVERSITY (A)     | 3:21.62                   | 3(5)  |
| 1) THERMIDOR, EDENS JR    | 2) NELSON, TREVOR FR      |       |
| 3) WILLIS, JEREMY FR      | 4) RODEGHIER, AUSTIN FR   |       |
| WILLIAM CAREY (A)         | 3:21.63                   | 2(6)  |
| 1) MENA, JORGE LUIS JR    | 2) DRAPER, JERODRICK SR   |       |
| 3) SMITH, QUENTIN SO      | 4) NORWOOD, BRANDON FR    |       |
| AQUINAS (A)               | 3:21.94                   | 3(6)  |
| 1) CONDET, OCTAVIAN JR    | 2) JOHNSON, TYLER SR      |       |
| 3) GASS, PAUL JR          | 4) WILLIAMS, DIONTE JR    |       |
| EASTERN OREGON (A)        | 3:22.10                   | 1(5)  |
| 1) KIRKENDALL, MATTHEW JR | 2) SHAW, COOPER SO        |       |
| 3) WALLIN, JOSH SO        | 4) MORRELL III, THOMAS FR |       |
| INDIANA WESLEYAN (A)      | 3:25.34                   | 1(6)  |
| 1) ISAACS, DANIEL SR      | 2) ELLENS, CHAD SO        |       |
| 3) PARKER, DEREK FR       | 4) STRATTON, NOAH JR      |       |

## HEAT RESULTS

### Prelims

| PI Team                   | Time                      |
|---------------------------|---------------------------|
| <b>Heat 1 of 3</b>        |                           |
| 1 INDIANA TECH (A)        | 3:16.76q                  |
| 1) PETER, BARTHELEMY FR   | 2) WILLIAMS, XAVIER SO    |
| 3) MUHAMMAD, QADIR SO     | 4) SPRINGER, GAIRY SO     |
| 2 WEBBER (A)              | 3:17.81q                  |
| 1) WILSON, LILROBERT SO   | 2) BRAXTON, MICHAEL JR    |
| 3) CLARKE, JORDAN SR      | 4) MCAFEE, CEAPH FR       |
| 3 SIENA HEIGHTS (A)       | 3:18.94                   |
| 1) ELLINGTON, BLAINE SO   | 2) MILES, JOSHUA          |
| 3) ANDERSON, TORIN SR     | 4) MUESSIG, DOMINIC SR    |
| 4 MIDAMERICA NAZARENE (A) | 3:20.36                   |
| 1) ZITTERKOPF, ISAAC SO   | 2) SAWYERR, DEVAN FR      |
| 3) ROBINSON, GEORGE SR    | 4) HASKIN, JOSHUA FR      |
| 5 EASTERN OREGON (A)      | 3:22.10                   |
| 1) KIRKENDALL, MATTHEW JR | 2) SHAW, COOPER SO        |
| 3) WALLIN, JOSH SO        | 4) MORRELL III, THOMAS FR |
| 6 INDIANA WESLEYAN (A)    | 3:25.34                   |
| 1) ISAACS, DANIEL SR      | 2) ELLENS, CHAD SO        |
| 3) PARKER, DEREK FR       | 4) STRATTON, NOAH JR      |
| <b>Heat 2 of 3</b>        |                           |
| 1 WAYLAND BAPTIST (A)     | 3:17.03                   |


Q

**NAIA INDOOR TRACK & FIELD CHAMPIONSHIPS**

Johnson City, TN  
 David E. Walker Track at Gentry Field  
 Weather: Indoor meet  
 Host: Milligan College  
 3/2/2017 - 3/4/2017

**MEET OFFICIALS**

**Meet Director:**  
 Chris Layne  
**Meet Referee:**  
 Lawhorn, Messenger, Thuber  
**Timing:**  
 www.cfpitiming.com



**OFFICIAL MEET REPORT**  
 printed: 3/4/2017 5:49 PM

**RESULTS****#20 Men's 4 x 400m Relay (cont'd)****Prelims**

| Pl | Team  | Time     |
|----|---|----------|
| 3  | BETHEL (IND.) (A)<br>1) TURNER, DEMETRIUS FR<br>2) GONZALES, BRIAN FR<br>3) SOUTIEN, JEAN SO<br>4) HINDS, TRE SO    | 3:18.04q |
| 4  | MARIAN (IND.) (A)<br>1) BAUMGARTNER, BRETT SR<br>2) MOSES, ALEX SR<br>3) SPERRY, TRAVIS FR<br>4) SOWDERS, CONNOR SR | 3:19.45  |
| 5  | YORK (NEB.) (A)<br>1) MURRAY, AARON SO<br>2) VINSON, MYCHAL FR<br>3) AKINYOSOYE, SOGO SR<br>4) SNEIDERWINE, ZACH JR | 3:19.56  |
| 6  | WILLIAM CAREY (A)<br>1) FRANCIS, EVANS SO<br>2) PRICE, CARTER FR<br>3) HORTON, PEYTON JR<br>4) HELD, MASON SO       | 3:21.63  |

**Heat 3 of 3**

|   |  |          |
|---|--|----------|
| 1 | SOUTHERN-NO (A)<br>1) RICHARDS, DANIELLE SO<br>2) SAUNDERS, ALEX SR<br>3) CAMPBELL, ACDANE FR<br>4) THOMPSON, JAHNOY SO    | 3:15.88q |
| 2 | OLIVET NAZARENE (A)<br>1) LINTON, STEVEN FR<br>2) BEST, ALVIN JR<br>3) HUNT, ALEX SR<br>4) WILLIAMS, BRADY SO              | 3:17.28q |
| 3 | ST. AMBROSE (A)<br>1) OHIOZE, MICHAEL SR<br>2) REEMTSMA, JACK SO<br>3) FERRIS, MATT SR<br>4) NICHOLS, RANE JR              | 3:18.63q |
| 4 | DORDT (A)<br>1) VAN EPS, LUCAS SO<br>2) HERMAN, CALEB SO<br>3) ROZEBOOM, ROSS SR<br>4) ECKELS, JOSIAH SR                   | 3:21.43  |
| 5 | KEISER UNIVERSITY (A)<br>1) THERMIDOR, EDENS JR<br>2) NELSON, TREVOR FR<br>3) WILLIS, JEREMY FR<br>4) RODEGHIER, AUSTIN FR | 3:21.62  |
| 6 | AQUINAS (A)<br>1) CONDET, OCTAVIAN JR<br>2) JOHNSON, TYLER SR<br>3) GASS, PAUL JR<br>4) WILLIAMS, DIONTE JR                | 3:21.94  |

**#22 Men's 4 x 800m Relay**

N NAIA Championship 7:31.55 N Browne, J Adams, R Ethridge, M California Baptist 1999

6:35 PM (Day 2):

**Finals**


| Pl | Team   | Time    | Pts |
|----|--|---------|-----|
| 1  | CARDINAL STRITCH (A)<br>1) NAMOUS, JAMAL JR<br>2) KIPTUM, JONATHAN FR<br>3) MACK, SUPERVOID FR<br>4) GARCIA, DANIEL JR | 7:37.97 | 10  |

**NAIA INDOOR TRACK & FIELD CHAMPIONSHIPS**

Johnson City, TN  
 David E. Walker Track at Gentry Field  
 Weather: Indoor meet  
 Host: Milligan College  
 3/2/2017 - 3/4/2017

**MEET OFFICIALS**

**Meet Director:**  
 Chris Layne  
**Meet Referee:**  
 Lawhorn, Messenger, Thuber  
**Timing:**  
 www.cfpitiming.com



**OFFICIAL MEET REPORT**  
 printed: 3/4/2017 5:49 PM

**RESULTS****#22 Men's 4 x 800m Relay (cont'd)**

6:35 PM (Day 2):

**Finals**

| Pl | Team                            |                        | Time    | Pts |
|----|---------------------------------|------------------------|---------|-----|
| 2  | INDIANA TECH (A)                |                        | 7:39.12 | 8   |
|    | 1) ADAIR, MATT SR               | 2) BECKHAM, DEVONTA SO |         |     |
|    | 3) MARROW, DEVON SR             | 4) RUNYAN, LUKE JR     |         |     |
| 3  | SIENA HEIGHTS (A)               |                        | 7:41.98 | 6   |
|    | 1) VERMILYE, ANTHONY SR         | 2) VANWORMER, KYLER JR |         |     |
|    | 3) MUESSIG, DOMINIC SR          | 4) RODDEN, BRENT SO    |         |     |
| 4  | ROCKY MOUNTAIN (A)              |                        | 7:43.94 | 5   |
|    | 1) PETSCH, FRED SR              | 2) PETSCH, ISAAC FR    |         |     |
|    | 3) GIOVAGNOLI, CHRISTOPHER GINO | 4) KOECH, BENSON       |         |     |
| 5  | MORNINGSIDE (A)                 |                        | 7:44.69 | 4   |
|    | 1) HISER, KYLE SR               | 2) SCHILTZ, DREW SR    |         |     |
|    | 3) DEVRIES, ALEC JR             | 4) GREEN, JACOB JR     |         |     |
| 6  | INDIANA WESLEYAN (A)            |                        | 7:48.38 | 3   |
|    | 1) STRATTON, NOAH JR            | 2) ELLENS, CHAD SO     |         |     |
|    | 3) NEIDECK, JOSHUA JR           | 4) OLSON, MICHAEL JR   |         |     |
| 7  | WAYLAND BAPTIST (A)             |                        | 7:51.46 | 2   |
|    | 1) LOPEZ, IDAHIR FR             | 2) GONZALEZ, JOEY JR   |         |     |
|    | 3) BERHE, ADAM JR               | 4) HINDS, TRE SO       |         |     |
| 8  | LINDENWOOD-BELLEVILLE (A)       |                        | 7:54.50 | 1   |
|    | 1) MUNOZ-LECHUGA, FABIAN JR     | 2) ALCORN, EVAN SR     |         |     |
|    | 3) BLANCO, VICENTE SR           | 4) BEAL, JOSH SR       |         |     |

6:00 PM (Day 1): (Top 1 per Heat + next 4 advance)

**Prelims**

| Pl | Team                    |                              | Time     | H(Pl) |
|----|-------------------------|------------------------------|----------|-------|
| 1  | SIENA HEIGHTS (A)       |                              | 7:38.36q | 3(1)  |
|    | 1) VERMILYE, ANTHONY SR | 2) VANWORMER, KYLER JR       |          |       |
|    | 3) MUESSIG, DOMINIC SR  | 4) RODDEN, BRENT SO          |          |       |
| 2  | MORNINGSIDE (A)         |                              | 7:44.29q | 3(2)  |
|    | 1) GREEN, JACOB JR      | 2) SCHILTZ, DREW SR          |          |       |
|    | 3) DEVRIES, ALEC JR     | 4) HISER, KYLE SR            |          |       |
| 3  | INDIANA TECH (A)        |                              | 7:44.97q | 4(1)  |
|    | 1) ADAIR, MATT SR       | 2) MARROW, DEVON SR          |          |       |
|    | 3) BECKHAM, DEVONTA SO  | 4) RUNYAN, LUKE JR           |          |       |
| 4  | WAYLAND BAPTIST (A)     |                              | 7:45.12q | 3(3)  |
|    | 1) LOPEZ, IDAHIR FR     | 2) GONZALEZ, JOEY JR         |          |       |
|    | 3) BERHE, ADAM JR       | 4) HINDS, TRE SO             |          |       |
| 5  | CARDINAL STRITCH (A)    |                              | 7:45.48q | 1(1)  |
|    | 1) NAMOUS, JAMAL JR     | 2) MILLER, PHOENIX SR        |          |       |
|    | 3) KIPTUM, JONATHAN FR  | 4) HOLZMULLER, MAXIMILIAN FR |          |       |

# NAIA INDOOR TRACK & FIELD CHAMPIONSHIPS

Johnson City, TN  
David E. Walker Track at Gentry Field  
Weather: Indoor meet  
Host: Milligan College  
3/2/2017 - 3/4/2017

## MEET OFFICIALS

**Meet Director:**  
Chris Layne  
**Meet Referee:**  
Lawhorn, Messenger, Thuber  
**Timing:**  
www.cfpitiming.com



**OFFICIAL MEET REPORT**  
printed: 3/4/2017 5:49 PM

# RESULTS

## #22 Men's 4 x 800m Relay (cont'd)

6:00 PM (Day 1): (Top 1 per Heat + next 4 advance)

### Prelims

| Pl | Team                            |                         | Time     | H(Pl) |
|----|---------------------------------|-------------------------|----------|-------|
| 6  | INDIANA WESLEYAN (A)            |                         | 7:45.83q | 4(2)  |
|    | 1) OLSON, MICHAEL JR            | 2) STRATTON, NOAH JR    |          |       |
|    | 3) ELLENS, CHAD SO              | 4) NEIDECK, JOSHUA JR   |          |       |
| 7  | ROCKY MOUNTAIN (A)              |                         | 7:45.93q | 2(1)  |
|    | 1) PETSCH, FRED SR              | 2) PETSCH, ISAAC FR     |          |       |
|    | 3) GIOVAGNOLI, CHRISTOPHER GINO | 4) KOECH, BENSON        |          |       |
| 8  | LINDENWOOD-BELLEVILLE (A)       |                         | 7:47.24q | 1(2)  |
|    | 1) MUNOZ-LECHUGA, FABIAN JR     | 2) ALCORN, EVAN SR      |          |       |
|    | 3) BLANCO, VICENTE SR           | 4) BEAL, JOSH SR        |          |       |
| 9  | BRIAR CLIFF (A)                 |                         | 7:49.08  | 2(2)  |
|    | 1) HANING, JOSH FR              | 2) THELEN, TOMMY SR     |          |       |
|    | 3) MCEVOY, CASEY JR             | 4) HEINRICHS, JOE JR    |          |       |
| 10 | DAKOTA STATE (A)                |                         | 7:50.26  | 2(3)  |
|    | 1) HARMING, CAMERON FR          | 2) DERR, ALEX FR        |          |       |
|    | 3) TEJADA, CLAUDIO SR           | 4) MOELLER, MARK SR     |          |       |
| 11 | GRACE (A)                       |                         | 7:50.71  | 1(3)  |
|    | 1) REED, HUNTER SR              | 2) HOUVENER, TYLER JR   |          |       |
|    | 3) LANE, NATHAN JR              | 4) HALL, SAM SO         |          |       |
| 12 | DOANE (A)                       |                         | 7:50.99  | 4(3)  |
|    | 1) APPEL, COLIN JR              | 2) HARSIN, TANNER FR    |          |       |
|    | 3) FLYNN, CHANDLER SO           | 4) VARELA, ALAN SO      |          |       |
| 13 | ST. FRANCIS (ILL.) (A)          |                         | 7:51.51  | 2(4)  |
|    | 1) LIMA, ALEX SO                | 2) SANCHEZ, AARON JR    |          |       |
|    | 3) ZAVALA, CHRIS SO             | 4) SANTILLO, JOEY SR    |          |       |
| 14 | ST. MARY (KAN.) (A)             |                         | 7:54.90  | 4(4)  |
|    | 1) ADAMS, MESHACH SR            | 2) JOHNSON, JERMIE JR   |          |       |
|    | 3) TYLL, MICHAEL JR             | 4) MICHAEL, TEGAN       |          |       |
| 15 | NORTHWESTERN (IOWA) (A)         |                         | 7:55.08  | 1(4)  |
|    | 1) BENZING, CALEB SO            | 2) NITZSCHE, BRYCE FR   |          |       |
|    | 3) CROWELL, SEAN FR             | 4) EPP, HANS JR         |          |       |
| 16 | AQUINAS (A)                     |                         | 7:56.14  | 4(5)  |
|    | 1) CICHON, ADAM SR              | 2) HARAN, WILLIAM FR    |          |       |
|    | 3) MACGREGOR, MATTHEW FR        | 4) KUYTEN, GABRIEL SO   |          |       |
| 17 | YORK (NEB.) (A)                 |                         | 7:59.94  | 3(4)  |
|    | 1) SWENSON, LEVI JR             | 2) MAGNER, CALEB JR     |          |       |
|    | 3) WYNN, KYLE FR                | 4) SORTER, CAMERON SO   |          |       |
| 18 | LEWIS-CLARK (A)                 |                         | 8:00.49  | 1(5)  |
|    | 1) DAVIS, JOEY SR               | 2) STYNER, JESSE JR     |          |       |
|    | 3) CORNELOUP, GUILLAUME FR      | 4) BARRETT, NEHEMIAH SR |          |       |

# NAIA INDOOR TRACK & FIELD CHAMPIONSHIPS

Johnson City, TN  
David E. Walker Track at Gentry Field  
Weather: Indoor meet  
Host: Milligan College  
3/2/2017 - 3/4/2017

## MEET OFFICIALS

**Meet Director:**  
Chris Layne  
**Meet Referee:**  
Lawhorn, Messenger, Thuber  
**Timing:**  
www.cfpitiming.com



**OFFICIAL MEET REPORT**  
printed: 3/4/2017 5:49 PM

# RESULTS

## #22 Men's 4 x 800m Relay (cont'd)

6:00 PM (Day 1): (Top 1 per Heat + next 4 advance)

### Prelims

| PI Team  | Time    | H(PI) |
|--|---------|-------|
| 19 CORNERSTONE (A)<br>1) FELDPAUSCH, ZACH JR<br>3) HOLLETT, DOUG SO      | 8:01.15 | 2(5)  |
| 2) SILVEY, NATE FR<br>4) VROEGH, KEVIN JR                                |         |       |
| 20 MARIAN (IND.) (A)<br>1) BALL, CHANDLER JR<br>3) TRETTER, BRYSON FR    | 8:03.60 | 3(5)  |
| 2) BRYANT, JAMES JR<br>4) SMITH, CONOR SO                                |         |       |
| 21 TENNESSEE WESLEYAN (A)<br>1) PAYTON, DARREN JR<br>3) TUPPS, TJ FR     | 8:05.35 | 1(6)  |
| 2) ZACHARIOU, CHRISTOS FR<br>4) ANDREOU, MIKE FR                         |         |       |
| 22 COLUMBIA (MO.) (A)<br>1) LINE, TRAVIS FR<br>3) UTHLAUT, GRANT FR      | 8:05.97 | 4(6)  |
| 2) SANDER, DEVIN<br>4) SLATER, ALEX                                      |         |       |
| 23 GOSHEN (A)<br>1) GRABER, LUKE SR<br>3) RAWLINS, DARIUS SO             | 8:11.55 | 2(6)  |
| 2) MEDELLIN, ABE SO<br>4) CRANSTON, STEVEN                               |         |       |
| 24 KANSAS WESLEYAN (A)<br>1) MADDOX, LUKE FR<br>3) RAMIREZ, SEBASTIAN SR | 8:13.30 | 1(7)  |
| 2) SCHELIR, KEATON FR<br>4) YOUNG, GARRETT SR                            |         |       |
| 25 DAVENPORT (A)<br>1) CLEMENS, CODEY FR<br>3) DIAMOND, ZACH SO          | 8:16.39 | 3(6)  |
| 2) SISOVSKY, TRAVIS SR<br>4) HAAS, SHEM FR                               |         |       |
| 26 TAYLOR (A)<br>1) NOYES, WES JR<br>3) HARDEN, SETH SO                  | 8:18.82 | 4(7)  |
| 2) FILL, NATHAN FR<br>4) SMITH, HUNTER FR                                |         |       |
| MADONNA (A)<br>1) POPYK, VINCENT FR<br>3) COHAN, MATTHEW FR              | DNS     | 3     |
| 2) MERCIER, JOEY FR<br>4)  |         |       |

## HEAT RESULTS

### Prelims


| PI Team   | Time     |
|---|----------|
| <b>Heat 1 of 4</b><br>1 CARDINAL STRITCH (A)<br>1) NAMOUS, JAMAL JR<br>3) KIPTUM, JONATHAN FR | 7:45.48q |
| 2) MILLER, PHOENIX SR<br>4) HOLZMULLER, MAXIMILIAN FR   |          |
| 2 LINDENWOOD-BELLEVILLE (A)<br>1) MUNOZ-LECHUGA, FABIAN JR<br>3) BLANCO, VICENTE SR           | 7:47.24q |
| 2) ALCORN, EVAN SR<br>4) BEAL, JOSH SR  |          |
| 3 GRACE (A)   | 7:50.71  |

# NAIA INDOOR TRACK & FIELD CHAMPIONSHIPS

Johnson City, TN  
David E. Walker Track at Gentry Field  
Weather: Indoor meet  
Host: Milligan College  
3/2/2017 - 3/4/2017

## MEET OFFICIALS

**Meet Director:**  
Chris Layne  
**Meet Referee:**  
Lawhorn, Messenger, Thuber  
**Timing:**  
www.cfpitiming.com



**OFFICIAL MEET REPORT**  
printed: 3/4/2017 5:49 PM

# RESULTS

## #22 Men's 4 x 800m Relay (cont'd)

### Prelims

| Pl | Team  | Time    |
|----|---|---------|
|    | 1) REED, HUNTER SR<br>2) HOUVENER, TYLER JR           |         |
|    | 3) LANE, NATHAN JR<br>4) HALL, SAM SO                 |         |
| 5  | LEWIS-CLARK (A)                                       | 8:00.49 |
|    | 1) DAVIS, JOEY SR<br>2) STYNER, JESSE JR              |         |
|    | 3) CORNELOUP, GUILLAUME FR<br>4) BARRETT, NEHEMIAH SR |         |
| 6  | TENNESSEE WESLEYAN (A)                                | 8:05.35 |
|    | 1) PAYTON, DARREN JR<br>2) ZACHARIOU, CHRISTOS FR     |         |
|    | 3) TUPPS, TJ FR<br>4) ANDREOU, MIKE FR                |         |
| 7  | KANSAS WESLEYAN (A)                                   | 8:13.30 |
|    | 1) MADDOX, LUKE FR<br>2) SCHELIR, KEATON FR           |         |
|    | 3) RAMIREZ, SEBASTIAN SR<br>4) YOUNG, GARRETT SR      |         |

### Heat 2 of 4

|   |   |          |
|---|---|----------|
| 1 | ROCKY MOUNTAIN (A)                                  | 7:45.93q |
|   | 1) PETSCH, FRED SR<br>2) PETSCH, ISAAC FR           |          |
|   | 3) GIOVAGNOLI, CHRISTOPHER GINO<br>4) KOECH, BENSON |          |
| 2 | BRIAR CLIFF (A)                                     | 7:49.08  |
|   | 1) HANING, JOSH FR<br>2) THELEN, TOMMY SR           |          |
|   | 3) MCEVOY, CASEY JR<br>4) HEINRICH, JOE JR          |          |
| 3 | DAKOTA STATE (A)                                    | 7:50.26  |
|   | 1) HARMING, CAMERON FR<br>2) DERR, ALEX FR          |          |
|   | 3) TEJADA, CLAUDIO SR<br>4) MOELLER, MARK SR        |          |
| 4 | ST. FRANCIS (ILL.) (A)                              | 7:51.51  |
|   | 1) LIMA, ALEX SO<br>2) SANCHEZ, AARON JR            |          |
|   | 3) ZAVALA, CHRIS SO<br>4) SANTILLO, JOEY SR         |          |
| 5 | CORNERSTONE (A)                                     | 8:01.15  |
|   | 1) FELDPAUSCH, ZACH JR<br>2) SILVEY, NATE FR        |          |
|   | 3) HOLLETT, DOUG SO<br>4) VROEGH, KEVIN JR          |          |
| 6 | GOSHEN (A)  | 8:11.55  |
|   | 1) GRABER, LUKE SR<br>2) MEDELLIN, ABE SO           |          |
|   | 3) RAWLINS, DARIUS SO<br>4) CRANSTON, STEVEN        |          |

### Heat 3 of 4

|   |   |          |
|---|---|----------|
| 1 | SIENA HEIGHTS (A)                                 | 7:38.36q |
|   | 1) VERMILYE, ANTHONY SR<br>2) VANWORMER, KYLER JR |          |
|   | 3) MUESSIG, DOMINIC SR<br>4) RODDEN, BRENT SO     |          |
| 2 | MORNINGSIDE (A)                                   | 7:44.29q |
|   | 1) GREEN, JACOB JR<br>2) SCHILTZ, DREW SR         |          |
|   | 3) DEVRIES, ALEC JR<br>4) HISER, KYLE SR          |          |
| 3 | WAYLAND BAPTIST (A)                               | 7:45.12q |
|   | 1) LOPEZ, IDAHIR FR<br>2) GONZALEZ, JOEY JR       |          |
|   | 3) BERHE, ADAM JR<br>4) HINDS, TRE SO             |          |
| 4 | YORK (NEB.) (A)                                   | 7:59.94  |

# NAIA INDOOR TRACK & FIELD CHAMPIONSHIPS

Johnson City, TN  
David E. Walker Track at Gentry Field  
Weather: Indoor meet  
Host: Milligan College  
3/2/2017 - 3/4/2017

## MEET OFFICIALS

**Meet Director:**  
Chris Layne  
**Meet Referee:**  
Lawhorn, Messenger, Thuber  
**Timing:**  
www.cfpitiming.com



**OFFICIAL MEET REPORT**  
printed: 3/4/2017 5:49 PM

# RESULTS

## #22 Men's 4 x 800m Relay (cont'd)

### Prelims

| Pl | Team  | Time    |
|----|---|---------|
|    | 1) SWENSON, LEVI JR<br>2) MAGNER, CALEB JR<br>3) WYNN, KYLE FR<br>4) SORTER, CAMERON SO   |         |
| 6  | DAVENPORT (A)   | 8:16.39 |
|    | 1) CLEMENS, CODEY FR<br>2) SISOVSKY, TRAVIS SR<br>3) DIAMOND, ZACH SO<br>4) HAAS, SHEM FR |         |
|    | MADONNA (A)   | DNS     |
|    | 1) POPYK, VINCENT FR<br>2) MERCIER, JOEY FR<br>3) COHAN, MATTHEW FR<br>4)                 |         |

### Heat 4 of 4

|   |   |          |
|---|---|----------|
| 1 | INDIANA TECH (A)  | 7:44.97Q |
|   | 1) ADAIR, MATT SR<br>2) MARROW, DEVON SR<br>3) BECKHAM, DEVONTA SO<br>4) RUNYAN, LUKE JR        |          |
| 2 | INDIANA WESLEYAN (A)  | 7:45.83q |
|   | 1) OLSON, MICHAEL JR<br>2) STRATTON, NOAH JR<br>3) ELLENS, CHAD SO<br>4) NEIDECK, JOSHUA JR     |          |
| 3 | DOANE (A)   | 7:50.99  |
|   | 1) APPEL, COLIN JR<br>2) HARSIN, TANNER FR<br>3) FLYNN, CHANDLER SO<br>4) VARELA, ALAN SO       |          |
| 4 | ST. MARY (KAN.) (A)   | 7:54.90  |
|   | 1) ADAMS, MESHACH SR<br>2) JOHNSON, JERMIE JR<br>3) TYLL, MICHAEL JR<br>4) MICHAEL, TEGAN       |          |
| 5 | AQUINAS (A)   | 7:56.14  |
|   | 1) CICHON, ADAM SR<br>2) HARAN, WILLIAM FR<br>3) MACGREGOR, MATTHEW FR<br>4) KUYTEN, GABRIEL SO |          |
| 6 | COLUMBIA (MO.) (A)  | 8:05.97  |
|   | 1) LINE, TRAVIS FR<br>2) SANDER, DEVIN<br>3) UTHLAUT, GRANT FR<br>4) SLATER, ALEX               |          |
| 7 | TAYLOR (A)  | 8:18.82  |
|   | 1) NOYES, WES JR<br>2) FILL, NATHAN FR<br>3) HARDEN, SETH SO<br>4) SMITH, HUNTER FR             |          |

## #24 Men's 4000m DMR

Order is 1200, 400, 800, 1600

|   |                   |         |  |                 |           |                  |
|---|-------------------|---------|--|-----------------|-----------|------------------|
| N | NAIA Championship | 9:47.60 | Z Boyd-Helm, J Olander, K Jorgensen, E | Southern Oregon | 2014      |                  |
| W | World Indoor      | 9:19.93 | Centrowitz, Berry, Sowinski, Casey     | Team USA        | 1/31/2015 | New York, NY,    |
| A | American Indoor   | 9:19.93 | Centrowitz, Berry, Sowinski, Casey     | Team USA        | 1/31/2015 | New York, NY     |
| C | Collegiate Indoor | 9:25.97 | Miller, Fortson, Hernandez, Manzano    | Texas           | 2/16/2008 | Fayetteville, AR |




# NAIA INDOOR TRACK & FIELD CHAMPIONSHIPS

Johnson City, TN  
David E. Walker Track at Gentry Field  
Weather: Indoor meet  
Host: Milligan College  
3/2/2017 - 3/4/2017

## MEET OFFICIALS

**Meet Director:**  
Chris Layne  
**Meet Referee:**  
Lawhorn, Messenger, Thuber  
**Timing:**  
www.cfpitiming.com



**OFFICIAL MEET REPORT**  
printed: 3/4/2017 5:49 PM

# RESULTS

## #24 Men's 4000m DMR (cont'd)

4:40 PM (Day 3):

### Finals

| Pl | Team                    |    | Time                | Pts |
|----|-------------------------|----|---------------------|-----|
|    | CARDINAL STRITCH (A)    |    | 9:59.67             | 10  |
| 1) | KIPTUM, JONATHAN FR     | 2) | MILLER, PHOENIX SR  |     |
| 3) | MACK, SUPERVOID FR      | 4) | GARCIA, DANIEL JR   |     |
|    | CORNERSTONE (A)         |    | 10:02.04            | 8   |
| 1) | DEBOER, JOEY SO         | 2) | BRINKS, JACOB FR    |     |
| 3) | VROEGH, KEVIN JR        | 4) | DE YOUNG, COLIN FR  |     |
|    | COLUMBIA (MO.) (A)      |    | 10:04.06            | 6   |
| 1) | SCHENCK, SETH JR        | 2) | FRITZ, ALEX FR      |     |
| 3) | LINE, TRAVIS FR         | 4) | LAWSON, TYLER       |     |
|    | DORDT (A)               |    | 10:08.60            | 5   |
| 1) | WENSINK, SAM SR         | 2) | ECKELS, JOSIAH SR   |     |
| 3) | VANDER KOOI, NICK SR    | 4) | DRAKE, CALEB SR     |     |
|    | ST. FRANCIS (ILL.) (A)  |    | 10:16.03            | 4   |
| 1) | BLAYLOCK, BRIAN JR      | 2) | LIMA, ALEX SO       |     |
| 3) | PRINCIPATO, JOHN JR     | 4) | KNUDSEN, CAM SR     |     |
|    | MARIAN (IND.) (A)       |    | 10:26.73            | 3   |
| 1) | MARTIN, PRESLEY JR      | 2) | MURRAY, AARON SO    |     |
| 3) | OCASIO, GABRIEL JR      | 4) | HAAS, ISAAK SR      |     |
|    | OLIVET NAZARENE (A)     |    | 10:27.18            | 2   |
| 1) | GABRIELE, TYLER JR      | 2) | OLIVA, MATT JR      |     |
| 3) | MEEHAN, MATT FR         | 4) | BRASSARD, JEREMY SO |     |
|    | NORTHWESTERN (IOWA) (A) |    | 10:40.10            | 1   |
| 1) | ROSE, TIM JR            | 2) | TE BRINK, LEVI JR   |     |
| 3) | HOLLINGER, PETER SO     | 4) | GOETSCH, TANNER JR  |     |

8:00 PM (Day 1): (Top 2 per Heat + next 4 advance)

### Prelims

| Pl | Team                    |    | Time               | H(Pl) |
|----|-------------------------|----|--------------------|-------|
| 1  | ST. FRANCIS (ILL.) (A)  |    | 10:04.80q          | 2(1)  |
| 1) | BLAYLOCK, BRIAN JR      | 2) | LIMA, ALEX SO      |       |
| 3) | PRINCIPATO, JOHN JR     | 4) | KNUDSEN, CAM SR    |       |
| 2  | CORNERSTONE (A)         |    | 10:08.56q          | 2(2)  |
| 1) | DEBOER, JOEY SO         | 2) | BRINKS, JACOB FR   |       |
| 3) | VROEGH, KEVIN JR        | 4) | DE YOUNG, COLIN FR |       |
| 3  | DORDT (A)               |    | 10:09.06q          | 1(1)  |
| 1) | WENSINK, SAM SR         | 2) | BUMA, MICHAEL FR   |       |
| 3) | VANDER KOOI, NICK SR    | 4) | DRAKE, CALEB SR    |       |
| 4  | NORTHWESTERN (IOWA) (A) |    | 10:10.46q          | 2(3)  |
| 1) | ROSE, TIM JR            | 2) | TE BRINK, LEVI JR  |       |
| 3) | HOLLINGER, PETER SO     | 4) | GOETSCH, TANNER JR |       |

# NAIA INDOOR TRACK & FIELD CHAMPIONSHIPS

Johnson City, TN  
David E. Walker Track at Gentry Field  
Weather: Indoor meet  
Host: Milligan College  
3/2/2017 - 3/4/2017

## MEET OFFICIALS

**Meet Director:**  
Chris Layne  
**Meet Referee:**  
Lawhorn, Messenger, Thuber  
**Timing:**  
www.cfpitiming.com



**OFFICIAL MEET REPORT**  
printed: 3/4/2017 5:49 PM

# RESULTS

## #24 Men's 4000m DMR (cont'd)

8:00 PM (Day 1): (Top 2 per Heat + next 4 advance)

### Prelims


| Pl | Team                   |                           | Time      | H(Pl) |
|----|------------------------|---------------------------|-----------|-------|
| 5  | CARDINAL STRITCH (A)   |                           | 10:10.56q | 1(2)  |
|    | 1) KIPTUM, JONATHAN FR | 2) SIMPSON, DARRYL SR     |           |       |
|    | 3) NAMOUS, JAMAL JR    | 4) GARCIA, DANIEL JR      |           |       |
| 6  | MARIAN (IND.) (A)      |                           | 10:11.07q | 1(3)  |
|    | 1) MARTIN, PRESLEY JR  | 2) MURRAY, AARON SO       |           |       |
|    | 3) OCASIO, GABRIEL JR  | 4) HAAS, ISAAK SR         |           |       |
| 7  | OLIVET NAZARENE (A)    |                           | 10:12.99q | 1(4)  |
|    | 1) GABRIELE, TYLER JR  | 2) OLIVA, MATT JR         |           |       |
|    | 3) MEEHAN, MATT FR     | 4) BRASSARD, JEREMY SO    |           |       |
| 8  | COLUMBIA (MO.) (A)     |                           | 10:14.33q | 1(5)  |
|    | 1) SCHENCK, SETH JR    | 2) FRITZ, ALEX FR         |           |       |
|    | 3) SKOSKY, TOMMY SR    | 4) LAWSON, TYLER          |           |       |
| 9  | TAYLOR (A)             |                           | 10:17.14  | 2(4)  |
|    | 1) BYRD, BEN SO        | 2) LACHER, SAM SO         |           |       |
|    | 3) SHELTON, KYLE JR    | 4) DYE, TANNER SR         |           |       |
| 10 | EASTERN OREGON (A)     |                           | 10:17.23  | 2(5)  |
|    | 1) NAVARRO, ALEX SO    | 2) WALLIN, JOSH SO        |           |       |
|    | 3) ZIMMERLY, DUSTIN FR | 4) MORRELL III, THOMAS FR |           |       |
| 11 | WESTMONT (A)           |                           | 10:18.58  | 1(6)  |
|    | 1) CONANT, MICHAEL FR  | 2) PEREZ ESPINO, PEDRO FR |           |       |
|    | 3) HAMLIN, THOMAS JR   | 4) OLDACH, MICHAEL FR     |           |       |
| 12 | BETHEL (IND.) (A)      |                           | 10:21.81  | 1(7)  |
|    | 1) HERBERT, ANDRES SR  | 2) WOOD, NOAH JR          |           |       |
|    | 3) WIERSEMA, COLLIN JR | 4) HARTMAN, JOEL SR       |           |       |
| 13 | SHAWNEE STATE (A)      |                           | 10:22.38  | 2(6)  |
|    | 1) FARMER, SETH FR     | 2) BARBER, A J JR         |           |       |
|    | 3) BLAIN, PARKER JR    | 4) ROSS, ADRIAN JR        |           |       |
| 14 | AQUINAS (A)            |                           | 10:23.75  | 1(8)  |
|    | 1) HARDING, GRAYSON FR | 2) WILLIAMS, KYLE SO      |           |       |
|    | 3) BUNDY, ADAM SO      | 4) LAFAVE, ARIK FR        |           |       |
| 15 | SOUTHERN OREGON (A)    |                           | 10:27.04  | 1(9)  |
|    | 1) PAULK, AIDAN JR     | 2) QUARTEY, CEDRIC SR     |           |       |
|    | 3) FANELLI, GARY SR    | 4) ALEXANDER, RYAN FR     |           |       |
| 16 | CARROLL (A)            |                           | 10:31.85  | 2(7)  |
|    | 1) MULLENER, JOE FR    | 2) PENDERGAST, DANIEL SO  |           |       |
|    | 3) DUNLEY, JACK        | 4) HYATT, CHANCE SO       |           |       |
| 17 | BACONE (A)             |                           | 10:52.56  | 2(8)  |
|    | 1) ROA, EDUARDO SR     | 2) RICHARDSON, ANDRA SO   |           |       |
|    | 3) COLEMAN, ILIJAH FR  | 4) THOMAS, JACKSON SR     |           |       |

# NAIA INDOOR TRACK & FIELD CHAMPIONSHIPS

Johnson City, TN  
David E. Walker Track at Gentry Field  
Weather: Indoor meet  
Host: Milligan College  
3/2/2017 - 3/4/2017

## MEET OFFICIALS

**Meet Director:**  
Chris Layne  
**Meet Referee:**  
Lawhorn, Messenger, Thuber  
**Timing:**  
www.cfpitiming.com



**OFFICIAL MEET REPORT**  
printed: 3/4/2017 5:49 PM

# RESULTS

## #24 Men's 4000m DMR (cont'd)

8:00 PM (Day 1): (Top 2 per Heat + next 4 advance)

### Prelims

| Pl | Team                            | Time     | H(Pl) |
|----|---------------------------------|----------|-------|
| 18 | ROCKY MOUNTAIN (A)              | 10:59.37 | 2(9)  |
|    | 1) PETSCH, ISAAC FR             |          |       |
|    | 2) GIOVAGNOLI, CHRISTOPHER GINO |          |       |
|    | 3) LOUGHRAN, EDDIE JR           |          |       |
|    | 4) KETCHUM, SHANE FR            |          |       |

### HEAT RESULTS

#### Prelims

| Pl                 | Team                      | Time      |
|--------------------|---------------------------|-----------|
| <b>Heat 1 of 2</b> |                           |           |
| 1                  | DORDT (A)                 | 10:09.06q |
|                    | 1) WENSINK, SAM SR        |           |
|                    | 2) BUMA, MICHAEL FR       |           |
|                    | 3) VANDER KOOI, NICK SR   |           |
|                    | 4) DRAKE, CALEB SR        |           |
| 2                  | CARDINAL STRITCH (A)      | 10:10.56q |
|                    | 1) KIPTUM, JONATHAN FR    |           |
|                    | 2) SIMPSON, DARRYL SR     |           |
|                    | 3) NAMOUS, JAMAL JR       |           |
|                    | 4) GARCIA, DANIEL JR      |           |
| 3                  | MARIAN (IND.) (A)         | 10:11.07q |
|                    | 1) MARTIN, PRESLEY JR     |           |
|                    | 2) MURRAY, AARON SO       |           |
|                    | 3) OCASIO, GABRIEL JR     |           |
|                    | 4) HAAS, ISAAK SR         |           |
| 4                  | OLIVET NAZARENE (A)       | 10:12.99q |
|                    | 1) GABRIELE, TYLER JR     |           |
|                    | 2) OLIVA, MATT JR         |           |
|                    | 3) MEEHAN, MATT FR        |           |
|                    | 4) BRASSARD, JEREMY SO    |           |
| 5                  | COLUMBIA (MO.) (A)        | 10:14.33q |
|                    | 1) SCHENCK, SETH JR       |           |
|                    | 2) FRITZ, ALEX FR         |           |
|                    | 3) SKOSKY, TOMMY SR       |           |
|                    | 4) LAWSON, TYLER          |           |
| 6                  | WESTMONT (A)              | 10:18.58  |
|                    | 1) CONANT, MICHAEL FR     |           |
|                    | 2) PEREZ ESPINO, PEDRO FR |           |
|                    | 3) HAMLIN, THOMAS JR      |           |
|                    | 4) OLDACH, MICHAEL FR     |           |
| 7                  | BETHEL (IND.) (A)         | 10:21.81  |
|                    | 1) HERBERT, ANDRES SR     |           |
|                    | 2) WOOD, NOAH JR          |           |
|                    | 3) WIERSEMA, COLLIN JR    |           |
|                    | 4) HARTMAN, JOEL SR       |           |
| 8                  | AQUINAS (A)               | 10:23.75  |
|                    | 1) HARDING, GRAYSON FR    |           |
|                    | 2) WILLIAMS, KYLE SO      |           |
|                    | 3) BUNDY, ADAM SO         |           |
|                    | 4) LAFAVE, ARIK FR        |           |
| 9                  | SOUTHERN OREGON (A)       | 10:27.04  |
|                    | 1) PAULK, AIDAN JR        |           |
|                    | 2) QUARTEY, CEDRIC SR     |           |
|                    | 3) FANELLI, GARY SR       |           |
|                    | 4) ALEXANDER, RYAN FR     |           |
| <b>Heat 2 of 2</b> |                           |           |
| 1                  | ST. FRANCIS (ILL.) (A)    | 10:04.80q |
|                    | 1) BLAYLOCK, BRIAN JR     |           |
|                    | 2) LIMA, ALEX SO          |           |
|                    | 3) PRINCIPATO, JOHN JR    |           |
|                    | 4) KNUDSEN, CAM SR        |           |
| 2                  | CORNERSTONE (A)           | 10:08.56  |

Q

# NAIA INDOOR TRACK & FIELD CHAMPIONSHIPS

Johnson City, TN  
David E. Walker Track at Gentry Field  
Weather: Indoor meet  
Host: Milligan College  
3/2/2017 - 3/4/2017

## MEET OFFICIALS

**Meet Director:**  
Chris Layne  
**Meet Referee:**  
Lawhorn, Messenger, Thuber  
**Timing:**  
www.cfpitiming.com



**OFFICIAL MEET REPORT**  
printed: 3/4/2017 5:49 PM

# RESULTS

## #24 Men's 4000m DMR (cont'd)

### Prelims

| Pl | Team                            | Time     |
|----|---------------------------------|----------|
| 4  | TAYLOR (A)                      | 10:17.14 |
|    | 1) DEBOER, JOEY SO              |          |
|    | 2) BRINKS, JACOB FR             |          |
|    | 3) VROEGH, KEVIN JR             |          |
|    | 4) DE YOUNG, COLIN FR           |          |
| 5  | EASTERN OREGON (A)              | 10:17.23 |
|    | 1) BYRD, BEN SO                 |          |
|    | 2) LACHER, SAM SO               |          |
|    | 3) SHELTON, KYLE JR             |          |
|    | 4) DYE, TANNER SR               |          |
| 6  | SHAWNEE STATE (A)               | 10:22.38 |
|    | 1) NAVARRO, ALEX SO             |          |
|    | 2) WALLIN, JOSH SO              |          |
|    | 3) ZIMMERLY, DUSTIN FR          |          |
|    | 4) MORRELL III, THOMAS FR       |          |
| 7  | CARROLL (A)                     | 10:31.85 |
|    | 1) FARMER, SETH FR              |          |
|    | 2) BARBER, A J JR               |          |
|    | 3) BLAIN, PARKER JR             |          |
|    | 4) ROSS, ADRIAN JR              |          |
| 8  | BACONE (A)                      | 10:52.56 |
|    | 1) MULLENER, JOE FR             |          |
|    | 2) PENDERGAST, DANIEL SO        |          |
|    | 3) DUNLEY, JACK                 |          |
|    | 4) HYATT, CHANCE SO             |          |
| 9  | ROCKY MOUNTAIN (A)              | 10:59.37 |
|    | 1) ROA, EDUARDO SR              |          |
|    | 2) RICHARDSON, ANDRA SO         |          |
|    | 3) COLEMAN, ILIJAH FR           |          |
|    | 4) THOMAS, JACKSON SR           |          |
|    | 1) PETSCH, ISAAC FR             |          |
|    | 2) GIOVAGNOLI, CHRISTOPHER GINO |          |
|    | 3) LOUGHRAN, EDDIE JR           |          |
|    | 4) KETCHUM, SHANE FR            |          |

## #26 Men's High Jump

**Progression- 1.96, 2.01, 2.04, 2.07, 2.10, 2.13, 2.16, 2.19, 2.22, 2.25**

| Level | Height | Name             | Team               | Date      | Location         |
|-------|--------|------------------|--------------------|-----------|------------------|
| N     | 2.24m  | Jason Howard     | California Baptist | 1998      |                  |
| W     | 2.43m  | Javier Sotomayor | CUB                | 3/4/1989  | Budapest,        |
| A     | 2.40m  | Hollis Conway    | Nike International | 3/10/1991 | Seville, Spain   |
| C     | 2.37m  | Hollis Conway    | LA. Lafayette      | 3/11/1989 | Indianapolis, IN |

### 2:00 PM (Day 2):

| Pl  | Name                | Yr | Team         | Mark                                    | 2.01 | 2.04 | 2.07 | 2.10 | 2.13 | 2.16 | 2.19 | 2.22 | 2.25 | Pts |
|-----|---------------------|----|--------------|---|------|------|------|------|------|------|------|------|------|-----|
| 1J  | MCKEOWN, NATE       | FR | AQUINAS      | 2.13m 6' 11 <sup>3</sup> / <sub>4</sub> |      |      |      |      |      |      |      |      |      | 10  |
| 2J  | HIGHTOWER, DAKARAI  | JR | DOANE        | 2.10m 6' 10 <sup>3</sup> / <sub>4</sub> |      |      |      |      |      |      |      |      |      | 8   |
| 3J  | MOATS, JACOB        | SR | DORDT        | 2.10m 6' 10 <sup>3</sup> / <sub>4</sub> |      |      |      |      |      |      |      |      |      | 6   |
| 4J  | COTA, ANTHONY       | JR | WESTMONT     | 2.10m 6' 10 <sup>3</sup> / <sub>4</sub> |      |      |      |      |      |      |      |      |      | 5   |
| 5J  | NASH, JAKE          | SR | HUNTINGTO    | 2.07m 6' 9 <sup>1</sup> / <sub>2</sub>  |      |      |      |      |      |      |      |      |      | 4   |
| 6J  | KNIGHT, CORION      | JR | FLORIDA ME   | 2.04m 6' 8 <sup>1</sup> / <sub>4</sub>  |      |      |      |      |      |      |      |      |      | 3   |
| 7J  | MOFFITT, MICHAEL    | SR | INDIANA WE   | 2.04m 6' 8 <sup>1</sup> / <sub>4</sub>  |      |      |      |      |      |      |      |      |      | 2   |
| 8J  | ZITTERKOPF, ISAAC   | SO | MIDAMERIC    | 2.04m 6' 8 <sup>1</sup> / <sub>4</sub>  |      |      |      |      |      |      |      |      |      | 1   |
| 9J  | ELMORE, TRISTIN     | FR | WILLIAM PE   | 2.01m 6' 7"                             |      |      |      |      |      |      |      |      |      |     |
| 9J  | WILLIS, JUWAN       | FR | SIENA HEIG   | 2.01m 6' 7"                             |      |      |      |      |      |      |      |      |      |     |
| 11J | VENTRY, JOE         | SR | YORK (NEB.)  | 2.01m 6' 7"                             |      |      |      |      |      |      |      |      |      |     |
| 12J | LINNIN, CHRISTOPHER | SO | MCPHERSO     | 2.01m 6' 7"                             |      |      |      |      |      |      |      |      |      |     |
| 13J | BECKER, AUSTIN      | FR | DOANE        | 1.96m 6' 5"                             |      |      |      |      |      |      |      |      |      |     |
| 14J | BELMONTES, EMIL     | JR | MARIAN (IND) | 1.96m 6' 5"                             |      |      |      |      |      |      |      |      |      |     |

# NAIA INDOOR TRACK & FIELD CHAMPIONSHIPS

Johnson City, TN  
David E. Walker Track at Gentry Field  
Weather: Indoor meet  
Host: Milligan College  
3/2/2017 - 3/4/2017

## MEET OFFICIALS

**Meet Director:**  
Chris Layne  
**Meet Referee:**  
Lawhorn, Messenger, Thuber  
**Timing:**  
www.cfpitiming.com



**OFFICIAL MEET REPORT**  
printed: 3/4/2017 5:49 PM

# RESULTS

## #26 Men's High Jump (cont'd)

2:00 PM (Day 2):

| Pl Name                | Yr Team      | Mark | 2.01 | 2.04 | 2.07 | 2.10 | 2.13 | 2.16 | 2.19 | 2.22 | 2.25 | Pts |
|------------------------|--------------|------|------|------|------|------|------|------|------|------|------|-----|
| KOSTELECKY, KRISTOPHER | FR COLLEGE O | NH   |      |      |      |      |      |      |      |      |      |     |

## #28 Men's Pole Vault

Progression-4.47, 4.62, 4.72, 4.77, 4.82, 4.87, 4.92, 4.97, 5.02, 5.07, 5.12, 5.17

|   |                   |       |              |                      |           |  |  |  |  |  |                   |  |
|---|-------------------|-------|--------------|----------------------|-----------|--|--|--|--|--|-------------------|--|
| N | NAIA Championship | 5.74m | Billy Olson  | Abilene Christ. (TX) | 1982      |  |  |  |  |  |                   |  |
| W | World Indoor      | 6.15m | Sergey Bubka | UKR                  | 2/21/1993 |  |  |  |  |  | Donets'k, Ukraine |  |
| A | American Indoor   | 6.02m | Jeff Hartwig | Nike                 | 3/10/2002 |  |  |  |  |  | Atlanta, GA       |  |
| C | Collegiate Indoor | 5.91m | Shawn Barber | Akron                | 3/13/2015 |  |  |  |  |  | Fayetteville, AR  |  |

1:15 PM (Day 3):

| Pl Name             | Yr Team       | Mark                                    | 4.72 | 4.77 | 4.82 | 4.87 | 4.92 | 4.97 | 5.02 | 5.07 | 5.10 | 5.20 | Pts |
|---------------------|---------------|---|------|------|------|------|------|------|------|------|------|------|-----|
| 1J BELL, CURTIS     | JR AQUINAS    | 5.10m 16' 8 <sup>3</sup> / <sub>4</sub> | PPP  | O    | PPP  | O    | PPP  | O    | XXO  | PPP  | XO   | XXX  | 10  |
| 2J MCKENZIE, JUSTIN | JR INDIANA TE | 4.92m 16' 1 <sup>3</sup> / <sub>4</sub> | PPP  | O    | PPP  | XO   | O    | XXX  |      |      |      |      | 8   |
| 3J WIECHMAN, LUCAS  | SR CONCORDIA  | 4.92m 16' 1 <sup>3</sup> / <sub>4</sub> | PPP  | PPP  | XXO  | PPP  | O    | PPP  | XXX  |      |      |      | 6   |
| 4J HOP, ART         | JR MCPHERSO   | 4.92m 16' 1 <sup>3</sup> / <sub>4</sub> | O    | PPP  | O    | PPP  | XXO  | XXX  |      |      |      |      | 5   |
| 5J KLEIN, ANDREW    | JR DOANE      | 4.72m 15' 5 <sup>3</sup> / <sub>4</sub> | XO   | PPP  | XXX  |      |      |      |      |      |      |      | 4   |
| 6J BERZLEY, SCOTT   | SO AQUINAS    | 4.72m 15' 5 <sup>3</sup> / <sub>4</sub> | XO   | XXX  |      |      |      |      |      |      |      |      | 3   |
| 7J DEHAAN, JONATHAN | FR TAYLOR     | 4.72m 15' 5 <sup>3</sup> / <sub>4</sub> | XO   | XXX  |      |      |      |      |      |      |      |      | 2   |

| Pl Name             | Yr Team       | Mark                                    | 4.47 | 4.62 | Pts |
|---------------------|---------------|---|------|------|-----|
| 1J BELL, CURTIS     | JR AQUINAS    | (cont'd)                                | PPP  | PPP  | 10  |
| 2J MCKENZIE, JUSTIN | JR INDIANA TE | (cont'd)                                | PPP  | PPP  | 8   |
| 3J WIECHMAN, LUCAS  | SR CONCORDIA  | (cont'd)                                | PPP  | PPP  | 6   |
| 5J KLEIN, ANDREW    | JR DOANE      | (cont'd)                                | PPP  | PPP  | 4   |
| 8J OELKE, HOLDEN    | SR DOANE      | 4.62m 15' 1 <sup>3</sup> / <sub>4</sub> | PPP  | O    | 0.5 |
| 12J BROWN, ISAIAH   | FR MIDLAND    | 4.47m 14' 8"                            | O    | XXX  |     |
| 12J KIMMITT, JARED  | SR SIENA HEIG | 4.47m 14' 8"                            | O    | XXX  |     |
| 12J AXLINE, DUSTIN  | SO DOANE      | 4.47m 14' 8"                            | O    | XXX  |     |
| 15J BRADY, KEATON   | SO CARROLL    | 4.47m 14' 8"                            | XXO  | XXX  |     |
| FOX, DEON           | SR CORNERST   | NH                                      | XXX  |      |     |
| HODGES, AARON       | SR AQUINAS    | NH                                      | XXX  |      |     |

## #30 Men's Long Jump

Top 9 + ties to the finals

|   |                   |       |               |                   |           |  |               |  |
|---|-------------------|-------|---------------|-------------------|-----------|--|---------------|--|
| N | NAIA Championship | 7.88m | Mike Mitchell | Azusa Pacific     | 2004      |  |               |  |
| W | World Indoor      | 8.79m | Carl Lewis    | USA               | 1/27/1984 |  | New York, NY, |  |
| A | American Indoor   | 8.79m | Carl Lewis    | Santa Monica T.C. | 1/27/1984 |  | New York, NY  |  |
| C | Collegiate Indoor | 8.59m | Miguel Pate   | Alabama           | 3/1/2002  |  | New York, NY  |  |

4:00 PM (Day 2):


| Pl Name                   | Yr Team       | Mark                                     | Rnd 1       | Rnd 2       | Rnd 3       | Rnd 4       | Rnd 5       | Rnd 6       | F(Pl) | Pts |
|---------------------------|---------------|--|-------------|-------------|-------------|-------------|-------------|-------------|-------|-----|
| 1 NILSSON MONTLER, THOBIA | FR KEISER UNI | 7.61m 24' 11 <sup>3</sup> / <sub>4</sub> | 7.37 (+0.0) | 7.61 (+0.0) | FOUL        | 5.78 (+0.0) | 7.40 (+0.0) | 7.60 (+0.0) | 1(1)  | 10  |
| 2 KNIGHT, CORION          | JR FLORIDA ME | 7.57m 24' 10"                            | 7.57 (+0.0) | 7.53 (+0.0) | 7.36 (+0.0) | 7.45 (+0.0) | 7.27 (+0.0) | 7.31 (+0.0) | 2(1)  | 8   |
| 3 LINTZ, ISAIAH           | SR INDIANA TE | 7.52m 24' 8 <sup>1</sup> / <sub>4</sub>  | 7.44 (+0.0) | 7.52 (+0.0) | 7.33 (+0.0) | 6.95 (+0.0) | 7.28 (+0.0) | 7.18 (+0.0) | 1(2)  | 6   |
| 4 BOYD, LEON              | JR WAYLAND B  | 7.43m 24' 4 <sup>1</sup> / <sub>2</sub>  | 7.28 (+0.0) | 7.06 (+0.0) | 7.32 (+0.0) | 7.43 (+0.0) | 7.36 (+0.0) | 7.19 (+0.0) | 1(3)  | 5   |
| 5 ROBINSON, KESHAWN       | JR INDIANA TE | 7.36m 24' 1 <sup>3</sup> / <sub>4</sub>  | 7.36 (+0.0) | PASS        | PASS        | PASS        | PASS        | PASS        | 2(2)  | 4   |
| 6 DIXON, ALAIN            | JR INDIANA TE | 7.33m 24' 0 <sup>3</sup> / <sub>4</sub>  | 6.74 (+0.0) | 7.33 (+0.0) | 4.98 (+0.0) | FOUL        | 7.18 (+0.0) | 6.70 (+0.0) | 2(3)  | 3   |

# NAIA INDOOR TRACK & FIELD CHAMPIONSHIPS

Johnson City, TN  
David E. Walker Track at Gentry Field  
Weather: Indoor meet  
Host: Milligan College  
3/2/2017 - 3/4/2017

## MEET OFFICIALS

**Meet Director:**  
Chris Layne  
**Meet Referee:**  
Lawhorn, Messenger, Thuber  
**Timing:**  
www.cfpitiming.com



**OFFICIAL MEET REPORT**  
printed: 3/4/2017 5:49 PM

# RESULTS

## #30 Men's Long Jump (cont'd)

4:00 PM (Day 2):

| Pl | Name                 | Yr Team         | Mark              | Rnd 1       | Rnd 2       | Rnd 3       | Rnd 4       | Rnd 5       | Rnd 6       | F (Pl) | Pts |
|----|----------------------|-----------------|-------------------|-------------|-------------|-------------|-------------|-------------|-------------|--------|-----|
| 7  | GARDNER, MARCELLION  | JR MARIAN (IND) | 7.10m 23' 3 1/2"  | 7.10 (+0.0) | FOUL        | 6.51 (+0.0) | FOUL        | FOUL        | FOUL        | 1(4)   | 2   |
| 8  | LIGGINS, JAY         | SO DICKINSON    | 7.05m 23' 1 3/4"  | 7.05 (+0.0) | FOUL        | 6.77 (+0.0) | 6.98 (+0.0) | 6.83 (+0.0) | 6.80 (+0.0) | 1(5)   | 1   |
| 9  | BECK, DALEN          | SR INDIANA WE   | 7.02m 23' 0 1/2"  | 6.78 (+0.0) | 6.90 (+0.0) | 7.02 (+0.0) | 6.75 (+0.0) | 6.48 (+0.0) | 6.91 (+0.0) | 2(4)   |     |
| 10 | BRIDGES, XAVIER      | SO DOANE        | 6.97m 22' 10 1/2" | 6.73 (+0.0) | 6.97 (+0.0) | 6.94 (+0.0) |             |             |             | 1(6)   |     |
| 10 | ELMORE, TRISTIN      | FR WILLIAM PE   | 6.97m 22' 10 1/2" | 6.66 (+0.0) | 6.97 (+0.0) | 6.89 (+0.0) |             |             |             | 2(5)   |     |
| 12 | HILD, SCOTT          | SR DOANE        | 6.94m 22' 9 1/4"  | 6.94 (+0.0) | 6.81 (+0.0) | 6.48 (+0.0) |             |             |             | 2(6)   |     |
| 13 | MANLEY, ZUHURI       | SO OREGON TE    | 6.89m 22' 7 1/4"  | 6.85 (+0.0) | 6.89 (+0.0) | 6.64 (+0.0) |             |             |             | 1(7)   |     |
| 14 | PARTEE, JORDAN       | JR INDIANA TE   | 6.85m 22' 5 3/4"  | FOUL        | FOUL        | 6.85 (+0.0) |             |             |             | 2(7)   |     |
| 15 | THOMPSON, ANTHONY    | JR LINDSEY WI   | 6.83m 22' 5"      | 6.83 (+0.0) | FOUL        | FOUL        |             |             |             | 2(8)   |     |
| 16 | JOHNSON, SCOTT       | FR CONCORDIA    | 6.82m 22' 4 1/2"  | FOUL        | 6.82 (+0.0) | 6.72 (+0.0) |             |             |             | 2(9)   |     |
| 17 | BROOKS, TIRRELL      | SR GRACELAND    | 6.76m 22' 2 1/4"  | FOUL        | FOUL        | 6.76 (+0.0) |             |             |             | 1(8)   |     |
| 18 | ROBINSON, CARRINGTON | SR INDIANA TE   | 6.75m 22' 1 3/4"  | 6.75 (+0.0) | 6.56 (+0.0) | 6.32 (+0.0) |             |             |             | 2(10)  |     |
| 19 | JONES, RYAN          | JR BETHEL (IND) | 6.70m 21' 11 3/4" | 6.70 (+0.0) | FOUL        | FOUL        |             |             |             | 1(9)   |     |
| 20 | KEELING, HOLT        | SO LINDSEY WI   | 6.68m 21' 11"     | 6.02 (+0.0) | 6.68 (+0.0) | 6.14 (+0.0) |             |             |             | 1(10)  |     |
| 21 | FOX, PHILIP          | SO BETHEL (IND) | 6.61m 21' 8 1/4"  | FOUL        | FOUL        | 6.61 (+0.0) |             |             |             | 1(11)  |     |
| 22 | SMITH, KEVIN         | JR SPRING ARB   | 6.53m 21' 5 1/4"  | 6.53 (+0.0) | 6.22 (+0.0) | 6.32 (+0.0) |             |             |             | 1(12)  |     |
|    | HARRIS, K'LAN        | JR LINDSEY WI   | FOUL              | FOUL        | FOUL        | FOUL        |             |             |             | 2      |     |
|    | ZITTERKOPF, ISAAC    | SO MIDAMERIC    | FOUL              | FOUL        | FOUL        | FOUL        |             |             |             | 2      |     |

## FLIGHT RESULTS


| Pl                   | Name                    | Yr Team         | Mark              | Rnd 1       | Rnd 2       | Rnd 3       | Rnd 4       | Rnd 5       | Rnd 6       |  |
|----------------------|-------------------------|-----------------|-------------------|-------------|-------------|-------------|-------------|-------------|-------------|--|
| <b>Flight 1 of 2</b> |                         |                 |                   |             |             |             |             |             |             |  |
| 1                    | NILSSON MONTLER, THOBIA | FR KEISER UNI   | 7.61m 24' 11 3/4" | 7.37 (+0.0) | 7.61 (+0.0) | FOUL        | 5.78 (+0.0) | 7.40 (+0.0) | 7.60 (+0.0) |  |
| 2                    | LINTZ, ISAIAH           | SR INDIANA TE   | 7.52m 24' 8 1/4"  | 7.44 (+0.0) | 7.52 (+0.0) | 7.33 (+0.0) | 6.95 (+0.0) | 7.28 (+0.0) | 7.18 (+0.0) |  |
| 3                    | BOYD, LEON              | JR WAYLAND B    | 7.43m 24' 4 1/2"  | 7.28 (+0.0) | 7.06 (+0.0) | 7.32 (+0.0) | 7.43 (+0.0) | 7.36 (+0.0) | 7.19 (+0.0) |  |
| 4                    | GARDNER, MARCELLION     | JR MARIAN (IND) | 7.10m 23' 3 1/2"  | 7.10 (+0.0) | FOUL        | 6.51 (+0.0) | FOUL        | FOUL        | FOUL        |  |
| 5                    | LIGGINS, JAY            | SO DICKINSON    | 7.05m 23' 1 3/4"  | 7.05 (+0.0) | FOUL        | 6.77 (+0.0) | 6.98 (+0.0) | 6.83 (+0.0) | 6.80 (+0.0) |  |
| 6                    | BRIDGES, XAVIER         | SO DOANE        | 6.97m 22' 10 1/2" | 6.73 (+0.0) | 6.97 (+0.0) | 6.94 (+0.0) |             |             |             |  |
| 7                    | MANLEY, ZUHURI          | SO OREGON TE    | 6.89m 22' 7 1/4"  | 6.85 (+0.0) | 6.89 (+0.0) | 6.64 (+0.0) |             |             |             |  |
| 8                    | BROOKS, TIRRELL         | SR GRACELAND    | 6.76m 22' 2 1/4"  | FOUL        | FOUL        | 6.76 (+0.0) |             |             |             |  |
| 9                    | JONES, RYAN             | JR BETHEL (IND) | 6.70m 21' 11 3/4" | 6.70 (+0.0) | FOUL        | FOUL        |             |             |             |  |
| 10                   | KEELING, HOLT           | SO LINDSEY WI   | 6.68m 21' 11"     | 6.02 (+0.0) | 6.68 (+0.0) | 6.14 (+0.0) |             |             |             |  |
| 11                   | FOX, PHILIP             | SO BETHEL (IND) | 6.61m 21' 8 1/4"  | FOUL        | FOUL        | 6.61 (+0.0) |             |             |             |  |
| 12                   | SMITH, KEVIN            | JR SPRING ARB   | 6.53m 21' 5 1/4"  | 6.53 (+0.0) | 6.22 (+0.0) | 6.32 (+0.0) |             |             |             |  |
| <b>Flight 2 of 2</b> |                         |                 |                   |             |             |             |             |             |             |  |
| 1                    | KNIGHT, CORION          | JR FLORIDA ME   | 7.57m 24' 10"     | 7.57 (+0.0) | 7.53 (+0.0) | 7.36 (+0.0) | 7.45 (+0.0) | 7.27 (+0.0) | 7.31 (+0.0) |  |
| 2                    | ROBINSON, KESHAWN       | JR INDIANA TE   | 7.36m 24' 1 3/4"  | 7.36 (+0.0) | PASS        | PASS        | PASS        | PASS        | PASS        |  |
| 3                    | DIXON, ALAIN            | JR INDIANA TE   | 7.33m 24' 0 3/4"  | 6.74 (+0.0) | 7.33 (+0.0) | 4.98 (+0.0) | FOUL        | 7.18 (+0.0) | 6.70 (+0.0) |  |
| 4                    | BECK, DALEN             | SR INDIANA WE   | 7.02m 23' 0 1/2"  | 6.78 (+0.0) | 6.90 (+0.0) | 7.02 (+0.0) | 6.75 (+0.0) | 6.48 (+0.0) | 6.91 (+0.0) |  |
| 5                    | ELMORE, TRISTIN         | FR WILLIAM PE   | 6.97m 22' 10 1/2" | 6.66 (+0.0) | 6.97 (+0.0) | 6.89 (+0.0) |             |             |             |  |
| 6                    | HILD, SCOTT             | SR DOANE        | 6.94m 22' 9 1/4"  | 6.94 (+0.0) | 6.81 (+0.0) | 6.48 (+0.0) |             |             |             |  |
| 7                    | PARTEE, JORDAN          | JR INDIANA TE   | 6.85m 22' 5 3/4"  | FOUL        | FOUL        | 6.85 (+0.0) |             |             |             |  |
| 8                    | THOMPSON, ANTHONY       | JR LINDSEY WI   | 6.83m 22' 5"      | 6.83 (+0.0) | FOUL        | FOUL        |             |             |             |  |
| 9                    | JOHNSON, SCOTT          | FR CONCORDIA    | 6.82m 22' 4 1/2"  | FOUL        | 6.82 (+0.0) | 6.72 (+0.0) |             |             |             |  |
| 10                   | ROBINSON, CARRINGTON    | SR INDIANA TE   | 6.75m 22' 1 3/4"  | 6.75 (+0.0) | 6.56 (+0.0) | 6.32 (+0.0) |             |             |             |  |

# NAIA INDOOR TRACK & FIELD CHAMPIONSHIPS

Johnson City, TN  
David E. Walker Track at Gentry Field  
Weather: Indoor meet  
Host: Milligan College  
3/2/2017 - 3/4/2017

## MEET OFFICIALS

**Meet Director:**  
Chris Layne  
**Meet Referee:**  
Lawhorn, Messenger, Thuber  
**Timing:**  
www.cfpitiming.com



**OFFICIAL MEET REPORT**  
printed: 3/4/2017 5:49 PM

# RESULTS

## #30 Men's Long Jump (cont'd)

| Pl | Name              | Yr Team       | Mark | Rnd 1 | Rnd 2 | Rnd 3 | Rnd 4 | Rnd 5 | Rnd 6 |
|----|-------------------|---------------|------|-------|-------|-------|-------|-------|-------|
|    | HARRIS, K'LAN     | JR LINDSEY WI | FOUL | FOUL  | FOUL  | FOUL  |       |       |       |
|    | ZITTERKOPF, ISAAC | SO MIDAMERIC  | FOUL | FOUL  | FOUL  |       |       |       |       |

## #32 Men's Triple Jump

### Top 9 + ties to the finals

|   |                   |        |                  |                |           |                 |  |
|---|-------------------|--------|------------------|----------------|-----------|-----------------|--|
| N | NAIA Championship | 16.67m | Paul Emordi      | Texas Southern | 1985      |                 |  |
| W | World Indoor      | 17.90m | Teddy Tamgho     | FRA            | 3/14/2010 | Paris, France   |  |
| A | American Indoor   | 17.76m | Mike Conley      | Tyson T.C.     | 1/27/1987 | New York, NY    |  |
| C | Collegiate Indoor | 17.50m | Charlie Simpkins | Baptist        | 1/17/1986 | Los Angeles, CA |  |

### 1:30 PM (Day 3):

| Pl | Name                | Yr Team        | Mark                                      | Rnd 1        | Rnd 2        | Rnd 3        | Rnd 4        | Rnd 5        | Rnd 6        | F(Pl) | Pts |
|----|---------------------|----------------|---|--------------|--------------|--------------|--------------|--------------|--------------|-------|-----|
| 1  | BOYD, LEON          | JR WAYLAND B   | 15.47m 50' 9 <sup>1</sup> / <sub>4</sub>  | 15.47 (+0.0) | PASS         | 14.24 (+0.0) | 14.67 (+0.0) | PASS         | 14.89 (+0.0) | 2(1)  | 10  |
| 2  | DIXON, ALAIN        | JR INDIANA TE  | 14.80m 48' 6 <sup>3</sup> / <sub>4</sub>  | 14.40 (+0.0) | 14.76 (+0.0) | 14.72 (+0.0) | FOUL         | 14.80 (+0.0) | 14.76 (+0.0) | 2(2)  | 8   |
| 3  | MILLER, DE'ANDRE    | JR DOANE       | 14.66m 48' 1 <sup>1</sup> / <sub>4</sub>  | 14.16 (+0.0) | 13.31 (+0.0) | 14.31 (+0.0) | 13.86 (+0.0) | 14.20 (+0.0) | 14.66 (+0.0) | 3(1)  | 6   |
| 4  | SHELL, CEDRIC       | JR GRACELAND   | 14.47m 47' 5 <sup>3</sup> / <sub>4</sub>  | 14.47 (+0.0) | FOUL         | FOUL         | FOUL         | FOUL         | FOUL         | 3(2)  | 5   |
| 5  | KUSENA, SHINGAI     | JR DOANE       | 14.46m 47' 5 <sup>1</sup> / <sub>4</sub>  | FOUL         | 14.15 (+0.0) | 14.28 (+0.0) | FOUL         | 14.46 (+0.0) | FOUL         | 2(3)  | 4   |
| 6  | DAVIS, JRYI         | JR POINT PARK  | 14.44m 47' 4 <sup>1</sup> / <sub>2</sub>  | 13.72 (+0.0) | 14.44 (+0.0) | FOUL         | 14.30 (+0.0) | FOUL         | 14.28 (+0.0) | 1(1)  | 3   |
| 7  | LEWIS, MICHAEL      | SR MIDAMERIC   | 14.42m 47' 3 <sup>3</sup> / <sub>4</sub>  | 14.21 (+0.0) | 14.42 (+0.0) | 13.19 (+0.0) | 14.38 (+0.0) | FOUL         | 14.12 (+0.0) | 2(4)  | 2   |
| 8  | PATRICK, DONTAVIOUS | FR VOORHEES    | 14.35m 47' 1"                             | 13.91 (+0.0) | 13.95 (+0.0) | 14.35 (+0.0) | 14.26 (+0.0) | FOUL         | 14.11 (+0.0) | 3(3)  | 1   |
| 9  | BARNES, JEREMI      | FR AVILA       | 14.29m 46' 10 <sup>3</sup> / <sub>4</sub> | 13.95 (+0.0) | 14.29 (+0.0) | 13.90 (+0.0) | FOUL         | 13.25 (+0.0) | 13.74 (+0.0) | 2(5)  |     |
| 10 | GIBBS, ROMEO        | FR MILLIGAN    | 14.16m 46' 5 <sup>1</sup> / <sub>2</sub>  | FOUL         | 14.01 (+0.0) | 14.16 (+0.0) |              |              |              | 3(4)  |     |
| 11 | STANTON, TY         | FR DICKINSON   | 14.15m 46' 5 <sup>1</sup> / <sub>4</sub>  | 14.15 (+0.0) | 12.82 (+0.0) | 13.76 (+0.0) |              |              |              | 3(5)  |     |
| 12 | VENTRY, JOE         | SR YORK (NEB.) | 14.14m 46' 4 <sup>3</sup> / <sub>4</sub>  | 13.63 (+0.0) | 12.62 (+0.0) | 14.14 (+0.0) |              |              |              | 1(2)  |     |
| 13 | CLAYTON, MARLON     | SR MCPHERSO    | 14.09m 46' 2 <sup>3</sup> / <sub>4</sub>  | 14.08 (+0.0) | 12.43 (+0.0) | 14.09 (+0.0) |              |              |              | 1(3)  |     |
| 14 | IRVING, DONTE       | FR WAYLAND B   | 14.07m 46' 2"                             | FOUL         | 14.07 (+0.0) | FOUL         |              |              |              | 2(6)  |     |
| 15 | LINTZ, ISAAH        | SR INDIANA TE  | 14.05m 46' 1 <sup>1</sup> / <sub>4</sub>  | 13.73 (+0.0) | 13.71 (+0.0) | 14.05 (+0.0) |              |              |              | 1(4)  |     |
| 16 | AIKINS, AKWASI      | FR ST. FRANCIS | 14.00m 45' 11 <sup>1</sup> / <sub>4</sub> | 14.00 (+0.0) | 13.97 (+0.0) | FOUL         |              |              |              | 1(5)  |     |
| 17 | THOMPSON, ANTHONY   | JR LINDSEY WI  | 13.95m 45' 9 <sup>1</sup> / <sub>4</sub>  | 12.36 (+0.0) | 13.95 (+0.0) | 13.95 (+0.0) |              |              |              | 1(6)  |     |
| 18 | DUNN, ALIJAH        | FR MILLIGAN    | 13.83m 45' 4 <sup>1</sup> / <sub>2</sub>  | FOUL         | FOUL         | 13.83 (+0.0) |              |              |              | 2(7)  |     |
| 19 | HUDSON, CHRISTOPHER | SR WEBBER      | 13.77m 45' 2 <sup>1</sup> / <sub>4</sub>  | 13.23 (+0.0) | 13.70 (+0.0) | 13.77 (+0.0) |              |              |              | 1(7)  |     |
| 20 | PARTEE, JORDAN      | JR INDIANA TE  | 13.76m 45' 1 <sup>3</sup> / <sub>4</sub>  | 13.76 (+0.0) | 13.71 (+0.0) | FOUL         |              |              |              | 2(8)  |     |
| 21 | FERGUSON, TONS      | FR MILLIGAN    | 13.69m 44' 11"                            | FOUL         | FOUL         | 13.69 (+0.0) |              |              |              | 1(8)  |     |
| 22 | LIGGINS, JAY        | SO DICKINSON   | 13.40m 43' 11 <sup>3</sup> / <sub>4</sub> | 13.40 (+0.0) | FOUL         | 12.37 (+0.0) |              |              |              | 3(6)  |     |
| 23 | ARNOLD, HENRY       | FR DOANE       | 13.38m 43' 10 <sup>3</sup> / <sub>4</sub> | FOUL         | FOUL         | 13.38 (+0.0) |              |              |              | 3(7)  |     |
| 24 | CARTER, TYLER       | FR POINT PARK  | 12.45m 40' 10 <sup>1</sup> / <sub>4</sub> | FOUL         | FOUL         | 12.45 (+0.0) |              |              |              | 3(8)  |     |
|    | ZITTERKOPF, ISAAC   | SO MIDAMERIC   | FOUL                                      | FOUL         | FOUL         | FOUL         |              |              |              | 1     |     |

## FLIGHT RESULTS

| Pl                   | Name                | Yr Team        | Mark                                      | Rnd 1        | Rnd 2        | Rnd 3        | Rnd 4        | Rnd 5 | Rnd 6        |  |
|----------------------|---------------------|----------------|---|--------------|--------------|--------------|--------------|-------|--------------|--|
| <b>Flight 1 of 3</b> |                     |                |   |              |              |              |              |       |              |  |
| 1                    | DAVIS, JRYI         | JR POINT PARK  | 14.44m 47' 4 <sup>1</sup> / <sub>2</sub>  | 13.72 (+0.0) | 14.44 (+0.0) | FOUL         | 14.30 (+0.0) | FOUL  | 14.28 (+0.0) |  |
| 2                    | VENTRY, JOE         | SR YORK (NEB.) | 14.14m 46' 4 <sup>3</sup> / <sub>4</sub>  | 13.63 (+0.0) | 12.62 (+0.0) | 14.14 (+0.0) |              |       |              |  |
| 3                    | CLAYTON, MARLON     | SR MCPHERSO    | 14.09m 46' 2 <sup>3</sup> / <sub>4</sub>  | 14.08 (+0.0) | 12.43 (+0.0) | 14.09 (+0.0) |              |       |              |  |
| 4                    | LINTZ, ISAAH        | SR INDIANA TE  | 14.05m 46' 1 <sup>1</sup> / <sub>4</sub>  | 13.73 (+0.0) | 13.71 (+0.0) | 14.05 (+0.0) |              |       |              |  |
| 5                    | AIKINS, AKWASI      | FR ST. FRANCIS | 14.00m 45' 11 <sup>1</sup> / <sub>4</sub> | 14.00 (+0.0) | 13.97 (+0.0) | FOUL         |              |       |              |  |
| 6                    | THOMPSON, ANTHONY   | JR LINDSEY WI  | 13.95m 45' 9 <sup>1</sup> / <sub>4</sub>  | 12.36 (+0.0) | 13.95 (+0.0) | 13.95 (+0.0) |              |       |              |  |
| 7                    | HUDSON, CHRISTOPHER | SR WEBBER      | 13.77m 45' 2 <sup>1</sup> / <sub>4</sub>  | 13.23 (+0.0) | 13.70 (+0.0) | 13.77 (+0.0) |              |       |              |  |

# NAIA INDOOR TRACK & FIELD CHAMPIONSHIPS

Johnson City, TN  
David E. Walker Track at Gentry Field  
Weather: Indoor meet  
Host: Milligan College  
3/2/2017 - 3/4/2017

## MEET OFFICIALS

**Meet Director:**  
Chris Layne  
**Meet Referee:**  
Lawhorn, Messenger, Thuber  
**Timing:**  
www.cfpitiming.com



**OFFICIAL MEET REPORT**  
printed: 3/4/2017 5:49 PM

# RESULTS

## #32 Men's Triple Jump (cont'd)

| Pl                   | Name                | Yr Team       | Mark                                      | Rnd 1        | Rnd 2        | Rnd 3        | Rnd 4        | Rnd 5        | Rnd 6        |
|----------------------|---------------------|---------------|---|--------------|--------------|--------------|--------------|--------------|--------------|
| 8                    | FERGUSON, TONS      | FR MILLIGAN   | 13.69m 44' 11"                            | FOUL         | FOUL         | 13.69 (+0.0) |              |              |              |
|                      | ZITTERKOPF, ISAAC   | SO MIDAMERIC  | FOUL                                      | FOUL         | FOUL         |              |              |              |              |
| <b>Flight 2 of 3</b> |                     |               |   |              |              |              |              |              |              |
| 1                    | BOYD, LEON          | JR WAYLAND B  | 15.47m 50' 9 <sup>1</sup> / <sub>4</sub>  | 15.47 (+0.0) | PASS         | 14.24 (+0.0) | 14.67 (+0.0) | PASS         | 14.89 (+0.0) |
| 2                    | DIXON, ALAIN        | JR INDIANA TE | 14.80m 48' 6 <sup>3</sup> / <sub>4</sub>  | 14.40 (+0.0) | 14.76 (+0.0) | 14.72 (+0.0) | FOUL         | 14.80 (+0.0) | 14.76 (+0.0) |
| 3                    | KUSENA, SHINGAI     | JR DOANE      | 14.46m 47' 5 <sup>1</sup> / <sub>4</sub>  | FOUL         | 14.15 (+0.0) | 14.28 (+0.0) | FOUL         | 14.46 (+0.0) | FOUL         |
| 4                    | LEWIS, MICHAEL      | SR MIDAMERIC  | 14.42m 47' 3 <sup>3</sup> / <sub>4</sub>  | 14.21 (+0.0) | 14.42 (+0.0) | 13.19 (+0.0) | 14.38 (+0.0) | FOUL         | 14.12 (+0.0) |
| 5                    | BARNES, JEREMI      | FR AVILA      | 14.29m 46' 10 <sup>3</sup> / <sub>4</sub> | 13.95 (+0.0) | 14.29 (+0.0) | 13.90 (+0.0) | FOUL         | 13.25 (+0.0) | 13.74 (+0.0) |
| 6                    | IRVING, DONTE       | FR WAYLAND B  | 14.07m 46' 2"                             | FOUL         | 14.07 (+0.0) | FOUL         |              |              |              |
| 7                    | DUNN, ALIJAH        | FR MILLIGAN   | 13.83m 45' 4 <sup>1</sup> / <sub>2</sub>  | FOUL         | FOUL         | 13.83 (+0.0) |              |              |              |
| 8                    | PARTEE, JORDAN      | JR INDIANA TE | 13.76m 45' 1 <sup>3</sup> / <sub>4</sub>  | 13.76 (+0.0) | 13.71 (+0.0) | FOUL         |              |              |              |
| <b>Flight 3 of 3</b> |                     |               |   |              |              |              |              |              |              |
| 1                    | MILLER, DE'ANDRE    | JR DOANE      | 14.66m 48' 1 <sup>1</sup> / <sub>4</sub>  | 14.16 (+0.0) | 13.31 (+0.0) | 14.31 (+0.0) | 13.86 (+0.0) | 14.20 (+0.0) | 14.66 (+0.0) |
| 2                    | SHELL, CEDRIC       | JR GRACELAND  | 14.47m 47' 5 <sup>3</sup> / <sub>4</sub>  | 14.47 (+0.0) | FOUL         | FOUL         | FOUL         | FOUL         | FOUL         |
| 3                    | PATRICK, DONTAVIOUS | FR VOORHEES   | 14.35m 47' 1"                             | 13.91 (+0.0) | 13.95 (+0.0) | 14.35 (+0.0) | 14.26 (+0.0) | FOUL         | 14.11 (+0.0) |
| 4                    | GIBBS, ROMEO        | FR MILLIGAN   | 14.16m 46' 5 <sup>1</sup> / <sub>2</sub>  | FOUL         | 14.01 (+0.0) | 14.16 (+0.0) |              |              |              |
| 5                    | STANTON, TY         | FR DICKINSON  | 14.15m 46' 5 <sup>1</sup> / <sub>4</sub>  | 14.15 (+0.0) | 12.82 (+0.0) | 13.76 (+0.0) |              |              |              |
| 6                    | LIGGINS, JAY        | SO DICKINSON  | 13.40m 43' 11 <sup>3</sup> / <sub>4</sub> | 13.40 (+0.0) | FOUL         | 12.37 (+0.0) |              |              |              |
| 7                    | ARNOLD, HENRY       | FR DOANE      | 13.38m 43' 10 <sup>3</sup> / <sub>4</sub> | FOUL         | FOUL         | 13.38 (+0.0) |              |              |              |
| 8                    | CARTER, TYLER       | FR POINT PARK | 12.45m 40' 10 <sup>1</sup> / <sub>4</sub> | FOUL         | FOUL         | 12.45 (+0.0) |              |              |              |

## #34 Men's Shot Put

### Top 9 + ties to the finals

|   |                   |        |              |               |           |                  |  |
|---|-------------------|--------|--------------|---------------|-----------|------------------|--|
| N | NAIA Championship | 19.44m | Ade Olukoju  | Azusa Pacific | 1990      |                  |  |
| W | World Indoor      | 22.66m | Randy Barnes | USA           | 2/20/1989 | Los Angeles, CA, |  |
| A | American Indoor   | 22.66m | Randy Barnes | Mazda T. C.   | 1/20/1989 | Los Angeles, CA  |  |
| C | Collegiate Indoor | 21.73m | Ryan Crouser | Texas         | 2/27/2016 | Ames, IA         |  |

### 1:00 PM (Day 3):

| Pl | Name              | Yr Team        | Mark                                     | Rnd 1        | Rnd 2        | Rnd 3        | Rnd 4        | Rnd 5        | Rnd 6        | F(Pl) | Pts |
|----|-------------------|----------------|--|--------------|--------------|--------------|--------------|--------------|--------------|-------|-----|
| 1  | LURZ, ZACHARY     | SR CONCORDIA   | 17.85m 58' 7"                            | 16.66 (+0.0) | FOUL         | 17.85 (+0.0) | FOUL         | FOUL         | 16.97 (+0.0) | 2(1)  | 10  |
| 2  | BRITAIN, ZACH     | SO DOANE       | 17.47m 57' 4"                            | 16.46 (+0.0) | 16.30 (+0.0) | 16.42 (+0.0) | 16.92 (+0.0) | FOUL         | 17.47 (+0.0) | 2(2)  | 8   |
| 3  | WELLINGTON, ALEX  | JR HASTINGS    | 17.46m 57' 3 <sup>3</sup> / <sub>4</sub> | FOUL         | 16.62 (+0.0) | 17.28 (+0.0) | FOUL         | 17.46 (+0.0) | FOUL         | 2(3)  | 6   |
| 4  | STUART, MALIK     | JR INDIANA TE  | 17.27m 56' 8 <sup>1</sup> / <sub>4</sub> | 16.70 (+0.0) | 15.64 (+0.0) | 17.27 (+0.0) | FOUL         | FOUL         | FOUL         | 2(4)  | 5   |
| 5  | SABATA, SETH      | SO MIDLAND     | 16.62m 54' 6 <sup>1</sup> / <sub>2</sub> | 16.31 (+0.0) | 16.62 (+0.0) | FOUL         | 16.15 (+0.0) | FOUL         | FOUL         | 1(1)  | 4   |
| 6  | MITCHELL, KYLE    | SR ST. FRANCIS | 16.40m 53' 10"                           | 15.44 (+0.0) | 16.40 (+0.0) | 15.69 (+0.0) | 15.64 (+0.0) | 15.84 (+0.0) | 16.18 (+0.0) | 1(2)  | 3   |
| 7  | RILEY, NATHAN     | SO INDIANA TE  | 16.35m 53' 8"                            | 15.48 (+0.0) | 16.35 (+0.0) | 14.80 (+0.0) | 15.48 (+0.0) | 14.69 (+0.0) | 13.99 (+0.0) | 1(3)  | 2   |
| 8  | JUDSON, GRANT     | SR OLIVET NAZ  | 16.24m 53' 3 <sup>3</sup> / <sub>4</sub> | FOUL         | 15.34 (+0.0) | 15.86 (+0.0) | FOUL         | 16.24 (+0.0) | 15.63 (+0.0) | 1(4)  | 1   |
| 9  | EMTER, CHRIS      | JR CARROLL     | 16.09m 52' 9 <sup>3</sup> / <sub>4</sub> | 15.31 (+0.0) | 15.31 (+0.0) | 15.52 (+0.0) | 15.76 (+0.0) | 16.09 (+0.0) | 15.67 (+0.0) | 2(5)  |     |
| 10 | JONES, WILL       | JR DAVENPORT   | 15.47m 50' 9 <sup>1</sup> / <sub>4</sub> | 15.43 (+0.0) | 15.47 (+0.0) | FOUL         |              |              |              | 2(6)  |     |
| 11 | KREUTZER, PHILIP  | SR CONCORDIA   | 15.39m 50' 6 <sup>1</sup> / <sub>4</sub> | 15.39 (+0.0) | FOUL         | FOUL         |              |              |              | 1(5)  |     |
| 12 | VOLLRATH, BRYCE   | FR OLIVET NAZ  | 15.38m 50' 5 <sup>3</sup> / <sub>4</sub> | FOUL         | 15.33 (+0.0) | 15.38 (+0.0) |              |              |              | 1(6)  |     |
| 13 | SEDDON, DEREK     | SR WILLIAM PE  | 15.36m 50' 5"                            | FOUL         | 15.36 (+0.0) | FOUL         |              |              |              | 1(7)  |     |
| 14 | SOVIK, MITCHELL   | SO MOUNT VER   | 15.35m 50' 4 <sup>1</sup> / <sub>2</sub> | 14.14 (+0.0) | FOUL         | 15.35 (+0.0) |              |              |              | 1(8)  |     |
| 14 | NICHOLS, ALEX     | SR RIO GRAND   | 15.35m 50' 4 <sup>1</sup> / <sub>2</sub> | 14.53 (+0.0) | FOUL         | 15.35 (+0.0) |              |              |              | 2(7)  |     |
| 16 | BOELLSTORFF, CODY | SR CONCORDIA   | 15.26m 50' 1"                            | 14.75 (+0.0) | 14.91 (+0.0) | 15.26 (+0.0) |              |              |              | 1(9)  |     |
| 17 | COSTON, JOSH      | FR DAVENPORT   | 15.15m 49' 8 <sup>3</sup> / <sub>4</sub> | 15.06 (+0.0) | 15.15 (+0.0) | FOUL         |              |              |              | 2(8)  |     |
| 18 | BERRECKMAN, BEN   | JR DOANE       | 15.08m 49' 6"                            | 15.08 (+0.0) | FOUL         | FOUL         |              |              |              | 1(10) |     |



# NAIA INDOOR TRACK & FIELD CHAMPIONSHIPS

Johnson City, TN  
David E. Walker Track at Gentry Field  
Weather: Indoor meet  
Host: Milligan College  
3/2/2017 - 3/4/2017

## MEET OFFICIALS

**Meet Director:**  
Chris Layne  
**Meet Referee:**  
Lawhorn, Messenger, Thuber  
**Timing:**  
www.cfpitiming.com



**OFFICIAL MEET REPORT**  
printed: 3/4/2017 5:49 PM

# RESULTS

## #34 Men's Shot Put (cont'd)

1:00 PM (Day 3):

| Pl Name            | Yr Team         | Mark              | Rnd 1        | Rnd 2 | Rnd 3        | Rnd 4 | Rnd 5 | Rnd 6 | F(Pl) | Pts   |
|--------------------|-----------------|-------------------|--------------|-------|--------------|-------|-------|-------|-------|-------|
| 19 STEELE, RAY     | FR WILLIAM WO   | 15.06m 49' 5 1/4  | 15.06 (+0.0) | FOUL  | 14.75 (+0.0) |       |       |       |       | 1(11) |
| 20 LYNCH, DANIEL   | SO WEST VIRGI   | 14.89m 48' 10 1/2 | 14.72 (+0.0) | FOUL  | 14.89 (+0.0) |       |       |       |       | 2(9)  |
| 21 SNYDER, AUSTIN  | FR CUMBERLA     | 14.82m 48' 7 3/4  | 14.26 (+0.0) | FOUL  | 14.82 (+0.0) |       |       |       |       | 2(10) |
| 22 PIATEK, JOHN    | SO AQUINAS      | 14.14m 46' 5"     | FOUL         | FOUL  | 14.14 (+0.0) |       |       |       |       | 2(11) |
| 23 OSTRANDER, KYLE | SR BETHEL (IND) | 13.75m 45' 1 1/2  | 13.75 (+0.0) | FOUL  | FOUL         |       |       |       |       | 2(12) |

## FLIGHT RESULTS

| Pl Name              | Yr Team         | Mark              | Rnd 1        | Rnd 2        | Rnd 3        | Rnd 4        | Rnd 5        | Rnd 6        |  |
|----------------------|-----------------|-------------------|--------------|--------------|--------------|--------------|--------------|--------------|--|
| <b>Flight 1 of 2</b> |                 |                   |              |              |              |              |              |              |  |
| 1 SABATA, SETH       | SO MIDLAND      | 16.62m 54' 6 1/2  | 16.31 (+0.0) | 16.62 (+0.0) | FOUL         | 16.15 (+0.0) | FOUL         | FOUL         |  |
| 2 MITCHELL, KYLE     | SR ST. FRANCIS  | 16.40m 53' 10"    | 15.44 (+0.0) | 16.40 (+0.0) | 15.69 (+0.0) | 15.64 (+0.0) | 15.84 (+0.0) | 16.18 (+0.0) |  |
| 3 RILEY, NATHAN      | SO INDIANA TE   | 16.35m 53' 8"     | 15.48 (+0.0) | 16.35 (+0.0) | 14.80 (+0.0) | 15.48 (+0.0) | 14.69 (+0.0) | 13.99 (+0.0) |  |
| 4 JUDSON, GRANT      | SR OLIVET NAZ   | 16.24m 53' 3 3/4  | FOUL         | 15.34 (+0.0) | 15.86 (+0.0) | FOUL         | 16.24 (+0.0) | 15.63 (+0.0) |  |
| 5 KREUTZER, PHILIP   | SR CONCORDIA    | 15.39m 50' 6 1/4  | 15.39 (+0.0) | FOUL         | FOUL         |              |              |              |  |
| 6 VOLLRATH, BRYCE    | FR OLIVET NAZ   | 15.38m 50' 5 3/4  | FOUL         | 15.33 (+0.0) | 15.38 (+0.0) |              |              |              |  |
| 7 SEDDON, DEREK      | SR WILLIAM PE   | 15.36m 50' 5"     | FOUL         | 15.36 (+0.0) | FOUL         |              |              |              |  |
| 8 SOVIK, MITCHELL    | SO MOUNT VER    | 15.35m 50' 4 1/2  | 14.14 (+0.0) | FOUL         | 15.35 (+0.0) |              |              |              |  |
| 9 BOELLSTORFF, CODY  | SR CONCORDIA    | 15.26m 50' 1"     | 14.75 (+0.0) | 14.91 (+0.0) | 15.26 (+0.0) |              |              |              |  |
| 10 BERRECKMAN, BEN   | JR DOANE        | 15.08m 49' 6"     | 15.08 (+0.0) | FOUL         | FOUL         |              |              |              |  |
| 11 STEELE, RAY       | FR WILLIAM WO   | 15.06m 49' 5 1/4  | 15.06 (+0.0) | FOUL         | 14.75 (+0.0) |              |              |              |  |
| <b>Flight 2 of 2</b> |                 |                   |              |              |              |              |              |              |  |
| 1 LURZ, ZACHARY      | SR CONCORDIA    | 17.85m 58' 7"     | 16.66 (+0.0) | FOUL         | 17.85 (+0.0) | FOUL         | FOUL         | 16.97 (+0.0) |  |
| 2 BRITAIN, ZACH      | SO DOANE        | 17.47m 57' 4"     | 16.46 (+0.0) | 16.30 (+0.0) | 16.42 (+0.0) | 16.92 (+0.0) | FOUL         | 17.47 (+0.0) |  |
| 3 WELLINGTON, ALEX   | JR HASTINGS     | 17.46m 57' 3 3/4  | FOUL         | 16.62 (+0.0) | 17.28 (+0.0) | FOUL         | 17.46 (+0.0) | FOUL         |  |
| 4 STUART, MALIK      | JR INDIANA TE   | 17.27m 56' 8 1/4  | 16.70 (+0.0) | 15.64 (+0.0) | 17.27 (+0.0) | FOUL         | FOUL         | FOUL         |  |
| 5 EMTER, CHRIS       | JR CARROLL      | 16.09m 52' 9 3/4  | 15.31 (+0.0) | 15.31 (+0.0) | 15.52 (+0.0) | 15.76 (+0.0) | 16.09 (+0.0) | 15.67 (+0.0) |  |
| 6 JONES, WILL        | JR DAVENPORT    | 15.47m 50' 9 1/4  | 15.43 (+0.0) | 15.47 (+0.0) | FOUL         |              |              |              |  |
| 7 NICHOLS, ALEX      | SR RIO GRAND    | 15.35m 50' 4 1/2  | 14.53 (+0.0) | FOUL         | 15.35 (+0.0) |              |              |              |  |
| 8 COSTON, JOSH       | FR DAVENPORT    | 15.15m 49' 8 3/4  | 15.06 (+0.0) | 15.15 (+0.0) | FOUL         |              |              |              |  |
| 9 LYNCH, DANIEL      | SO WEST VIRGI   | 14.89m 48' 10 1/2 | 14.72 (+0.0) | FOUL         | 14.89 (+0.0) |              |              |              |  |
| 10 SNYDER, AUSTIN    | FR CUMBERLA     | 14.82m 48' 7 3/4  | 14.26 (+0.0) | FOUL         | 14.82 (+0.0) |              |              |              |  |
| 11 PIATEK, JOHN      | SO AQUINAS      | 14.14m 46' 5"     | FOUL         | FOUL         | 14.14 (+0.0) |              |              |              |  |
| 12 OSTRANDER, KYLE   | SR BETHEL (IND) | 13.75m 45' 1 1/2  | 13.75 (+0.0) | FOUL         | FOUL         |              |              |              |  |

## #36 Men's Weight Throw

Top 9 + ties to the finals

|   |                   |        |                |                |           |             |
|---|-------------------|--------|----------------|----------------|-----------|-------------|
| N | NAIA Championship | 21.31m | Gabe Wickham   | Hasting (NE)   | 3/10/2012 |             |
| A | American Indoor   | 25.86m | Lance Deal     | New York A. C. | 3/4/1995  | Atlanta, GA |
| C | Collegiate Indoor | 25.58m | Michael Lihman | Wisconsin      | 2/28/2015 | Geneva, OH  |

12:00 PM (Day 2):

| Pl Name             | Yr Team         | Mark              | Rnd 1        | Rnd 2        | Rnd 3        | Rnd 4        | Rnd 5        | Rnd 6        | F(Pl) | Pts |
|---------------------|-----------------|-------------------|--------------|--------------|--------------|--------------|--------------|--------------|-------|-----|
| 1 BOELLSTORFF, CODY | SR CONCORDIA    | 20.65m 67' 9 1/4  | 20.65 (+0.0) | FOUL         | 19.43 (+0.0) | 20.48 (+0.0) | FOUL         | FOUL         | 3(1)  | 10  |
| 2 ESCOBEDO, ERIK    | JR BETHEL (IND) | 19.88m 65' 3"     | 18.91 (+0.0) | FOUL         | FOUL         | 19.33 (+0.0) | 19.88 (+0.0) | 19.85 (+0.0) | 3(2)  | 8   |
| 3 LURZ, ZACHARY     | SR CONCORDIA    | 19.49m 63' 11 1/2 | 18.41 (+0.0) | 19.04 (+0.0) | 19.06 (+0.0) | 19.49 (+0.0) | FOUL         | FOUL         | 2(1)  | 6   |
| 4 WELLINGTON, ALEX  | JR HASTINGS     | 19.45m 63' 10"    | 18.27 (+0.0) | FOUL         | 18.46 (+0.0) | 19.45 (+0.0) | FOUL         | FOUL         | 2(2)  | 5   |
| 5 SEDDON, DEREK     | SR WILLIAM PE   | 19.01m 62' 4 3/4  | 19.01 (+0.0) | FOUL         | 18.41 (+0.0) | 17.78 (+0.0) | FOUL         | 18.84 (+0.0) | 3(3)  | 4   |

DirectAthletics MeetPro 33

# NAIA INDOOR TRACK & FIELD CHAMPIONSHIPS

Johnson City, TN  
David E. Walker Track at Gentry Field  
Weather: Indoor meet  
Host: Milligan College  
3/2/2017 - 3/4/2017

## MEET OFFICIALS

**Meet Director:**  
Chris Layne  
**Meet Referee:**  
Lawhorn, Messenger, Thuber  
**Timing:**  
www.cfpitiming.com



**OFFICIAL MEET REPORT**  
printed: 3/4/2017 5:49 PM

# RESULTS

## #36 Men's Weight Throw (cont'd)

12:00 PM (Day 2):

| Pl | Name               | Yr Team         | Mark                                      | Rnd 1        | Rnd 2        | Rnd 3        | Rnd 4        | Rnd 5 | Rnd 6        | F (Pl) | Pts |
|----|--------------------|-----------------|---|--------------|--------------|--------------|--------------|-------|--------------|--------|-----|
| 6  | LAKE, AL           | JR DAVENPORT    | 18.96m 62' 2 <sup>3</sup> / <sub>4</sub>  | 18.38 (+0.0) | 18.96 (+0.0) | 18.67 (+0.0) | 18.09 (+0.0) | FOUL  | 17.51 (+0.0) | 1(1)   | 3   |
| 7  | HOUSER, NATHAN     | SO MIDLAND      | 18.90m 62' 0 <sup>1</sup> / <sub>4</sub>  | 17.44 (+0.0) | FOUL         | 18.42 (+0.0) | 18.90 (+0.0) | FOUL  | FOUL         | 2(3)   | 2   |
| 8  | BRITTAI, ZACH      | SO DOANE        | 18.52m 60' 9 <sup>1</sup> / <sub>2</sub>  | 18.52 (+0.0) | FOUL         | FOUL         | FOUL         | FOUL  | 18.05 (+0.0) | 1(2)   | 1   |
| 9  | SVOBODA, CHRIS     | JR DOANE        | 18.40m 60' 4 <sup>3</sup> / <sub>4</sub>  | FOUL         | 18.40 (+0.0) | FOUL         | 17.35 (+0.0) | FOUL  | FOUL         | 3(4)   |     |
| 10 | COMPAGNER, JACOB   | JR SIENA HEIG   | 17.81m 58' 5 <sup>1</sup> / <sub>2</sub>  | 17.30 (+0.0) | 17.81 (+0.0) | 17.14 (+0.0) |              |       |              | 3(5)   |     |
| 11 | SABATA, SETH       | SO MIDLAND      | 17.76m 58' 3 <sup>1</sup> / <sub>2</sub>  | FOUL         | 17.76 (+0.0) | FOUL         |              |       |              | 2(4)   |     |
| 12 | MICOZZI, ELIAS     | SR BETHEL (IND) | 17.72m 58' 2"                             | 17.72 (+0.0) | 16.82 (+0.0) | FOUL         |              |       |              | 3(6)   |     |
| 13 | KREUTZER, PHILIP   | SR CONCORDIA    | 17.69m 58' 0 <sup>3</sup> / <sub>4</sub>  | 16.54 (+0.0) | 17.69 (+0.0) | 17.50 (+0.0) |              |       |              | 1(3)   |     |
| 14 | WICKHAM, GRANT     | SO HASTINGS     | 17.67m 58' 0"                             | FOUL         | 17.33 (+0.0) | 17.67 (+0.0) |              |       |              | 1(4)   |     |
| 15 | DAVELAAR, DAVID    | JR DORDT        | 17.56m 57' 7 <sup>1</sup> / <sub>2</sub>  | FOUL         | 16.61 (+0.0) | 17.56 (+0.0) |              |       |              | 3(7)   |     |
| 16 | BICHLMEIER, DALTON | SR DOANE        | 16.71m 54' 10 <sup>1</sup> / <sub>4</sub> | 16.51 (+0.0) | FOUL         | 16.71 (+0.0) |              |       |              | 2(5)   |     |
| 17 | PIROMARI, KARDOKH  | SR DAVENPORT    | 16.54m 54' 3 <sup>1</sup> / <sub>2</sub>  | 15.78 (+0.0) | 16.54 (+0.0) | FOUL         |              |       |              | 2(6)   |     |
| 18 | DANTONA, HARRY     | SR TAYLOR       | 16.52m 54' 2 <sup>3</sup> / <sub>4</sub>  | 15.35 (+0.0) | 16.52 (+0.0) | 16.19 (+0.0) |              |       |              | 3(8)   |     |
| 19 | FRANKLIN, ANDREW   | SO OLIVET NAZ   | 16.44m 53' 11 <sup>1</sup> / <sub>2</sub> | 16.44 (+0.0) | FOUL         | 16.28 (+0.0) |              |       |              | 2(7)   |     |
| 20 | STUCKEY, ISAAC     | SO GRACE        | 16.35m 53' 8"                             | 15.93 (+0.0) | 16.10 (+0.0) | 16.35 (+0.0) |              |       |              | 2(8)   |     |
| 21 | VOLLRATH, BRYCE    | FR OLIVET NAZ   | 16.19m 53' 1 <sup>3</sup> / <sub>4</sub>  | 16.15 (+0.0) | 16.19 (+0.0) | FOUL         |              |       |              | 1(5)   |     |
| 22 | SEITZ, MACALLISTER | SR GRACE        | 16.18m 53' 1 <sup>1</sup> / <sub>4</sub>  | 16.18 (+0.0) | 15.61 (+0.0) | FOUL         |              |       |              | 3(9)   |     |
| 23 | DREW, ROBERT       | JR SIENA HEIG   | 15.98m 52' 5 <sup>1</sup> / <sub>2</sub>  | FOUL         | 15.98 (+0.0) | 14.91 (+0.0) |              |       |              | 1(6)   |     |
| 24 | KIRLIN, REID       | SO MIDLAND      | 15.88m 52' 1 <sup>1</sup> / <sub>2</sub>  | 14.51 (+0.0) | 15.88 (+0.0) | FOUL         |              |       |              | 1(7)   |     |
| 25 | PEASLEY, DUSTIN    | SO BRIAR CLIFF  | 15.82m 51' 11"                            | 14.87 (+0.0) | 15.82 (+0.0) | FOUL         |              |       |              | 1(8)   |     |
| 25 | KATON, SAM         | JR DAVENPORT    | 15.82m 51' 11"                            | 15.13 (+0.0) | 14.59 (+0.0) | 15.82 (+0.0) |              |       |              | 1(8)   |     |
| 27 | TOLEDO, ERIC       | SO DAVENPORT    | 15.56m 51' 0 <sup>3</sup> / <sub>4</sub>  | 14.45 (+0.0) | 14.79 (+0.0) | 15.56 (+0.0) |              |       |              | 3(10)  |     |
| 28 | BROWN, JACOB       | JR GRACE        | 15.31m 50' 3"                             | 14.72 (+0.0) | 15.31 (+0.0) | 14.61 (+0.0) |              |       |              | 2(9)   |     |
| 29 | SIEFKEN, CLAY      | SO GRAND VIE    | 14.95m 49' 0 <sup>3</sup> / <sub>4</sub>  | FOUL         | FOUL         | 14.95 (+0.0) |              |       |              | 1(10)  |     |

## FLIGHT RESULTS

| Pl                   | Name               | Yr Team        | Mark                                      | Rnd 1        | Rnd 2        | Rnd 3        | Rnd 4        | Rnd 5 | Rnd 6        |  |
|----------------------|--------------------|----------------|---|--------------|--------------|--------------|--------------|-------|--------------|--|
| <b>Flight 1 of 3</b> |                    |                |   |              |              |              |              |       |              |  |
| 1                    | LAKE, AL           | JR DAVENPORT   | 18.96m 62' 2 <sup>3</sup> / <sub>4</sub>  | 18.38 (+0.0) | 18.96 (+0.0) | 18.67 (+0.0) | 18.09 (+0.0) | FOUL  | 17.51 (+0.0) |  |
| 2                    | BRITTAI, ZACH      | SO DOANE       | 18.52m 60' 9 <sup>1</sup> / <sub>2</sub>  | 18.52 (+0.0) | FOUL         | FOUL         | FOUL         | FOUL  | 18.05 (+0.0) |  |
| 3                    | KREUTZER, PHILIP   | SR CONCORDIA   | 17.69m 58' 0 <sup>3</sup> / <sub>4</sub>  | 16.54 (+0.0) | 17.69 (+0.0) | 17.50 (+0.0) |              |       |              |  |
| 4                    | WICKHAM, GRANT     | SO HASTINGS    | 17.67m 58' 0"                             | FOUL         | 17.33 (+0.0) | 17.67 (+0.0) |              |       |              |  |
| 5                    | VOLLRATH, BRYCE    | FR OLIVET NAZ  | 16.19m 53' 1 <sup>3</sup> / <sub>4</sub>  | 16.15 (+0.0) | 16.19 (+0.0) | FOUL         |              |       |              |  |
| 6                    | DREW, ROBERT       | JR SIENA HEIG  | 15.98m 52' 5 <sup>1</sup> / <sub>2</sub>  | FOUL         | 15.98 (+0.0) | 14.91 (+0.0) |              |       |              |  |
| 7                    | KIRLIN, REID       | SO MIDLAND     | 15.88m 52' 1 <sup>1</sup> / <sub>2</sub>  | 14.51 (+0.0) | 15.88 (+0.0) | FOUL         |              |       |              |  |
| 8                    | PEASLEY, DUSTIN    | SO BRIAR CLIFF | 15.82m 51' 11"                            | 14.87 (+0.0) | 15.82 (+0.0) | FOUL         |              |       |              |  |
| 8                    | KATON, SAM         | JR DAVENPORT   | 15.82m 51' 11"                            | 15.13 (+0.0) | 14.59 (+0.0) | 15.82 (+0.0) |              |       |              |  |
| 10                   | SIEFKEN, CLAY      | SO GRAND VIE   | 14.95m 49' 0 <sup>3</sup> / <sub>4</sub>  | FOUL         | FOUL         | 14.95 (+0.0) |              |       |              |  |
| <b>Flight 2 of 3</b> |                    |                |   |              |              |              |              |       |              |  |
| 1                    | LURZ, ZACHARY      | SR CONCORDIA   | 19.49m 63' 11 <sup>1</sup> / <sub>2</sub> | 18.41 (+0.0) | 19.04 (+0.0) | 19.06 (+0.0) | 19.49 (+0.0) | FOUL  | FOUL         |  |
| 2                    | WELLINGTON, ALEX   | JR HASTINGS    | 19.45m 63' 10"                            | 18.27 (+0.0) | FOUL         | 18.46 (+0.0) | 19.45 (+0.0) | FOUL  | FOUL         |  |
| 3                    | HOUSER, NATHAN     | SO MIDLAND     | 18.90m 62' 0 <sup>1</sup> / <sub>4</sub>  | 17.44 (+0.0) | FOUL         | 18.42 (+0.0) | 18.90 (+0.0) | FOUL  | FOUL         |  |
| 4                    | SABATA, SETH       | SO MIDLAND     | 17.76m 58' 3 <sup>1</sup> / <sub>2</sub>  | FOUL         | 17.76 (+0.0) | FOUL         |              |       |              |  |
| 5                    | BICHLMEIER, DALTON | SR DOANE       | 16.71m 54' 10 <sup>1</sup> / <sub>4</sub> | 16.51 (+0.0) | FOUL         | 16.71 (+0.0) |              |       |              |  |
| 6                    | PIROMARI, KARDOKH  | SR DAVENPORT   | 16.54m 54' 3 <sup>1</sup> / <sub>2</sub>  | 15.78 (+0.0) | 16.54 (+0.0) | FOUL         |              |       |              |  |

# NAIA INDOOR TRACK & FIELD CHAMPIONSHIPS

Johnson City, TN  
David E. Walker Track at Gentry Field  
Weather: Indoor meet  
Host: Milligan College  
3/2/2017 - 3/4/2017

## MEET OFFICIALS

**Meet Director:**  
Chris Layne  
**Meet Referee:**  
Lawhorn, Messenger, Thuber  
**Timing:**  
www.cfpitiming.com



**OFFICIAL MEET REPORT**  
printed: 3/4/2017 5:49 PM

# RESULTS

## #36 Men's Weight Throw (cont'd)

| Pl                   | Name               | Yr Team         | Mark  | Rnd 1        | Rnd 2        | Rnd 3        | Rnd 4        | Rnd 5        | Rnd 6        |
|----------------------|--------------------|-----------------|---|--------------|--------------|--------------|--------------|--------------|--------------|
| 7                    | FRANKLIN, ANDREW   | SO OLIVET NAZ   | 16.44m 53' 11 <sup>1</sup> / <sub>2</sub> " | 16.44 (+0.0) | FOUL         | 16.28 (+0.0) |              |              |              |
| 8                    | STUCKEY, ISAAC     | SO GRACE        | 16.35m 53' 8"                               | 15.93 (+0.0) | 16.10 (+0.0) | 16.35 (+0.0) |              |              |              |
| 9                    | BROWN, JACOB       | JR GRACE        | 15.31m 50' 3"                               | 14.72 (+0.0) | 15.31 (+0.0) | 14.61 (+0.0) |              |              |              |
| <b>Flight 3 of 3</b> |                    |                 |   |              |              |              |              |              |              |
| 1                    | BOELLSTORFF, CODY  | SR CONCORDIA    | 20.65m 67' 9 <sup>1</sup> / <sub>4</sub> "  | 20.65 (+0.0) | FOUL         | 19.43 (+0.0) | 20.48 (+0.0) | FOUL         | FOUL         |
| 2                    | ESCOBEDO, ERIK     | JR BETHEL (IND) | 19.88m 65' 3"                               | 18.91 (+0.0) | FOUL         | FOUL         | 19.33 (+0.0) | 19.88 (+0.0) | 19.85 (+0.0) |
| 3                    | SEDDON, DEREK      | SR WILLIAM PE   | 19.01m 62' 4 <sup>3</sup> / <sub>4</sub> "  | 19.01 (+0.0) | FOUL         | 18.41 (+0.0) | 17.78 (+0.0) | FOUL         | 18.84 (+0.0) |
| 4                    | SVOBODA, CHRIS     | JR DOANE        | 18.40m 60' 4 <sup>3</sup> / <sub>4</sub> "  | FOUL         | 18.40 (+0.0) | FOUL         | 17.35 (+0.0) | FOUL         | FOUL         |
| 5                    | COMPAGNER, JACOB   | JR SIENA HEIG   | 17.81m 58' 5 <sup>1</sup> / <sub>2</sub> "  | 17.30 (+0.0) | 17.81 (+0.0) | 17.14 (+0.0) |              |              |              |
| 6                    | MICOZZI, ELIAS     | SR BETHEL (IND) | 17.72m 58' 2"                               | 17.72 (+0.0) | 16.82 (+0.0) | FOUL         |              |              |              |
| 7                    | DAVELAAR, DAVID    | JR DORDT        | 17.56m 57' 7 <sup>1</sup> / <sub>2</sub> "  | FOUL         | 16.61 (+0.0) | 17.56 (+0.0) |              |              |              |
| 8                    | DANTONA, HARRY     | SR TAYLOR       | 16.52m 54' 2 <sup>3</sup> / <sub>4</sub> "  | 15.35 (+0.0) | 16.52 (+0.0) | 16.19 (+0.0) |              |              |              |
| 9                    | SEITZ, MACALLISTER | SR GRACE        | 16.18m 53' 1 <sup>1</sup> / <sub>4</sub> "  | 16.18 (+0.0) | 15.61 (+0.0) | FOUL         |              |              |              |
| 10                   | TOLEDO, ERIC       | SO DAVENPORT    | 15.56m 51' 0 <sup>3</sup> / <sub>4</sub> "  | 14.45 (+0.0) | 14.79 (+0.0) | 15.56 (+0.0) |              |              |              |

## #43 Men's Indoor Heptathlon

| Pl | Name  | Points | 60   | Long Jump                                     | Shot Put                                       | High Jump                                   | 60H  | Pole Vault                                   | 1000    |
|----|---|--------|------|---|--|---|------|--|---------|
| 1  | WIECHMAN, LUCA<br>CONCORDIA (NEB.)<br>Team Points: 10 | 5112   | 7.19 | 6.84m<br>22' 5 <sup>1</sup> / <sub>4</sub> "  | 11.61m<br>38' 1 <sup>1</sup> / <sub>4</sub> "  | 1.83m<br>6' 0"                              | 8.47 | 4.60m<br>15' 1"                              | 3:03.84 |
| 2  | LAWSON, WINSTO<br>VANGUARD<br>Team Points: 8          | 4987   | 7.29 | 6.38m<br>20' 11 <sup>1</sup> / <sub>4</sub> " | 11.14m<br>36' 6 <sup>3</sup> / <sub>4</sub> "  | 2.01m<br>6' 7"                              | 8.73 | 3.90m<br>12' 9 <sup>1</sup> / <sub>2</sub> " | 2:49.42 |
| 3  | GRETZ, SETH<br>OREGON TECH<br>Team Points: 6          | 4776   | 7.41 | 6.22m<br>20' 5"                               | 10.29m<br>33' 9 <sup>1</sup> / <sub>2</sub> "  | 1.83m<br>6' 0"                              | 8.80 | 4.70m<br>15' 5"                              | 3:03.20 |
| 4  | CONNELL, COLE<br>ST. AMBROSE<br>Team Points: 5        | 4677   | 7.52 | 6.28m<br>20' 7 <sup>1</sup> / <sub>4</sub> "  | 10.47m<br>34' 4 <sup>1</sup> / <sub>2</sub> "  | 1.89m<br>6' 2 <sup>1</sup> / <sub>4</sub> " | 8.86 | 4.00m<br>13' 1 <sup>1</sup> / <sub>2</sub> " | 2:55.37 |
| 5  | FOX, PHILIP<br>BETHEL (IND.)<br>Team Points: 4        | 4668   | 7.38 | 6.45m<br>21' 2"                               | 9.52m<br>31' 3"                                | 1.89m<br>6' 2 <sup>1</sup> / <sub>4</sub> " | 9.00 | 3.90m<br>12' 9 <sup>1</sup> / <sub>2</sub> " | 2:53.21 |
| 6  | SMITH, KEVIN<br>SPRING ARBOR<br>Team Points: 3        | 4644   | 7.27 | 6.84m<br>22' 5 <sup>1</sup> / <sub>4</sub> "  | 10.23m<br>33' 7"                               | 1.83m<br>6' 0"                              | 9.15 | 4.00m<br>13' 1 <sup>1</sup> / <sub>2</sub> " | 3:07.08 |
| 7  | STRAND, JORDAN<br>NORTHWESTERN (<br>Team Points: 2    | 4634   | 7.21 | 5.97m<br>19' 7"                               | 10.95m<br>35' 11 <sup>1</sup> / <sub>4</sub> " | 1.74m<br>5' 8 <sup>1</sup> / <sub>2</sub> " | 8.96 | 3.90m<br>12' 9 <sup>1</sup> / <sub>2</sub> " | 2:48.64 |
| 8  | HOLZMULLER, MA<br>CARDINAL STRITC<br>Team Points: 1   | 4620   | 7.44 | 6.53m<br>21' 5 <sup>1</sup> / <sub>4</sub> "  | 9.25m<br>30' 4 <sup>1</sup> / <sub>2</sub> "   | 1.86m<br>6' 1 <sup>1</sup> / <sub>4</sub> " | 9.01 | 3.80m<br>12' 5 <sup>1</sup> / <sub>2</sub> " | 2:50.77 |
| 9  | SUDBECK, LEVI<br>DOANE                                | 4615   | 7.65 | 5.80m<br>19' 0 <sup>1</sup> / <sub>2</sub> "  | 11.26m<br>36' 11 <sup>1</sup> / <sub>2</sub> " | 1.92m<br>6' 3 <sup>1</sup> / <sub>2</sub> " | 8.85 | 4.50m<br>14' 9"                              | 3:09.56 |
| 10 | TOP, PIETER<br>WESTMONT                               | 4564   | 7.16 | 6.49m<br>21' 3 <sup>1</sup> / <sub>2</sub> "  | 9.33m<br>30' 7 <sup>1</sup> / <sub>2</sub> "   | 1.71m<br>5' 7 <sup>1</sup> / <sub>4</sub> " | 8.80 | 3.40m<br>11' 1 <sup>3</sup> / <sub>4</sub> " | 2:46.88 |

# NAIA INDOOR TRACK & FIELD CHAMPIONSHIPS

Johnson City, TN  
 David E. Walker Track at Gentry Field  
 Weather: Indoor meet  
 Host: Milligan College  
 3/2/2017 - 3/4/2017

## MEET OFFICIALS

**Meet Director:**  
 Chris Layne  
**Meet Referee:**  
 Lawhorn, Messenger, Thuber  
**Timing:**  
 www.cfpitiming.com



**OFFICIAL MEET REPORT**  
 printed: 3/4/2017 5:49 PM

# RESULTS

## #43 Men's Indoor Heptathlon (cont'd)

| Pl | Name                             | Points | 60   | Long Jump            | Shot Put             | High Jump           | 60H   | Pole Vault          | 1000    |
|----|----------------------------------|--------|------|----------------------|----------------------|---------------------|-------|---------------------|---------|
| 11 | NEMITZ, JACKSON<br>WESTMONT      | 4502   | 7.56 | 6.03m<br>19' 9 1/2"  | 10.19m<br>33' 5 1/2" | 1.95m<br>6' 4 3/4"  | 9.18  | 3.50m<br>11' 5 3/4" | 2:49.47 |
|    |                                  |        | 694  | 593                  | 497                  | 758                 | 707   | 482                 | 771     |
| 12 | KITSON, CAMERO<br>BETHEL (IND.)  | 4383   | 7.42 | 5.97m<br>19' 7"      | 11.03m<br>36' 2 1/2" | 1.74m<br>5' 8 1/2"  | 8.84  | 4.20m<br>13' 9 1/4" | 3:19.56 |
|    |                                  |        | 739  | 580                  | 548                  | 577                 | 781   | 673                 | 485     |
| 13 | FOX, DEON<br>CORNERSTONE         | 4336   | 7.50 | 6.27m<br>20' 7"      | 10.88m<br>35' 8 1/2" | 1.80m<br>5' 10 3/4" | 8.79  | 4.20m<br>13' 9 1/4" | 3:37.39 |
|    |                                  |        | 713  | 646                  | 539                  | 627                 | 793   | 673                 | 345     |
| 14 | GERKE, BROOKS<br>HUNTINGTON      | 4063   | 7.52 | 6.34m<br>20' 9 3/4"  | 10.75m<br>35' 3 1/2" | 1.68m<br>5' 6"      | 9.66  | 4.00m<br>13' 1 1/2" | 3:28.35 |
|    |                                  |        | 706  | 661                  | 531                  | 528                 | 607   | 617                 | 413     |
| 15 | GANDY, DREW<br>CENTRAL METHO     | 3930   | 7.44 | 5.68m<br>18' 7 3/4"  | 9.77m<br>32' 1"      | NH                  | 9.04  | 4.20m<br>13' 9 1/4" | 2:47.01 |
|    |                                  |        | 732  | 519                  | 472                  |                     | 737   | 673                 | 797     |
| 16 | KORVER, CALVIN<br>NORTHWESTERN ( | 3875   | 7.33 | 5.91m<br>19' 4 3/4"  | 10.42m<br>34' 2 1/2" | 1.74m<br>5' 8 1/2"  | 8.89  | NH                  | 2:58.31 |
|    |                                  |        | 769  | 567                  | 511                  | 577                 | 770   |                     | 681     |
| 17 | LUCAS, MICHAEL<br>DOANE          | 3179   | 7.92 | 5.48m<br>17' 11 3/4" | 10.76m<br>35' 4"     | 1.65m<br>5' 5"      | 11.80 | 2.80m<br>9' 2 1/4"  | 3:15.22 |
|    |                                  |        | 583  | 477                  | 531                  | 504                 | 252   | 309                 | 523     |

## #43-1 Men's Indoor Heptathlon 60 Meters

|   |                   |      |                     |            |           |                  |
|---|-------------------|------|---------------------|------------|-----------|------------------|
| N | NAIA Championship | 6.65 | Michael Rodgers     | Lindenwood | 3/10/2007 | Johnson City, TN |
| W | World Indoor      | 6.39 | Maurice Greene      | USA        | 2/3/1998  | Madrid, Spain    |
| A | American Indoor   | 6.39 | Maurice Green       | Nike       | 2/3/1998  | Madrid, Spain    |
| C | Collegiate Indoor | 6.45 | Leonard Myles-Mills | B.Y.U.     | 2/20/1999 | Colorado Spgs,   |

### 1:30 PM (Day 1):

| Pl | Name                   | Yr | Team            | Time | H(Pl) | Pts |
|----|------------------------|----|-----------------|------|-------|-----|
| 1  | TOP, PIETER            | FR | WESTMONT        | 7.16 | 2(1)  | 826 |
| 2  | WIECHMAN, LUCAS        | SR | CONCORDIA (NEB. | 7.19 | 3(1)  | 816 |
| 3  | STRAND, JORDAN         | SR | NORTHWESTERN (  | 7.21 | 3(2)  | 809 |
| 4  | SMITH, KEVIN           | JR | SPRING ARBOR    | 7.27 | 3(3)  | 789 |
| 5  | LAWSON, WINSTON        | SO | VANGUARD        | 7.29 | 3(4)  | 782 |
| 6  | KORVER, CALVIN         | FR | NORTHWESTERN (  | 7.33 | 1(1)  | 769 |
| 7  | FOX, PHILIP            | SO | BETHEL (IND.)   | 7.38 | 1(2)  | 752 |
| 8  | GRETZ, SETH            | JR | OREGON TECH     | 7.41 | 2(2)  | 742 |
| 9  | KITSON, CAMERON        | JR | BETHEL (IND.)   | 7.42 | 1(3)  | 739 |
| 10 | GANDY, DREW            | SR | CENTRAL METHOD  | 7.44 | 1(4)  | 732 |
| 10 | HOLZMULLER, MAXIMILIAN | FR | CARDINAL STRITC | 7.44 | 2(3)  | 732 |
| 12 | FOX, DEON              | SR | CORNERSTONE     | 7.50 | 2(4)  | 713 |
| 13 | GERKE, BROOKS          | SR | HUNTINGTON      | 7.52 | 1(5)  | 706 |
| 13 | CONNELL, COLE          | SO | ST. AMBROSE     | 7.52 | 2(5)  | 706 |
| 15 | NEMITZ, JACKSON        | SO | WESTMONT        | 7.56 | 3(5)  | 694 |
| 16 | SUDBECK, LEVI          | FR | DOANE           | 7.65 | 1(6)  | 665 |
| 17 | LUCAS, MICHAEL         | SR | DOANE           | 7.92 | 3(6)  | 583 |

**NAIA INDOOR TRACK & FIELD CHAMPIONSHIPS**

Johnson City, TN  
 David E. Walker Track at Gentry Field  
 Weather: Indoor meet  
 Host: Milligan College  
 3/2/2017 - 3/4/2017

**MEET OFFICIALS**

**Meet Director:**  
 Chris Layne  
**Meet Referee:**  
 Lawhorn, Messenger, Thuber  
**Timing:**  
 www.cfpitiming.com



**OFFICIAL MEET REPORT**  
 printed: 3/4/2017 5:49 PM

**RESULTS****#43-1 Men's Indoor Heptathlon 60 Meters (cont'd)****SECTION RESULTS**

| Pl                    | Name                   | Yr | Team            | Time | Pts |
|-----------------------|------------------------|----|-----------------|------|-----|
| <b>Section 1 of 3</b> |                        |    |                 |      |     |
| 1                     | KORVER, CALVIN         | FR | NORTHWESTERN (  | 7.33 | 769 |
| 2                     | FOX, PHILIP            | SO | BETHEL (IND.)   | 7.38 | 752 |
| 3                     | KITSON, CAMERON        | JR | BETHEL (IND.)   | 7.42 | 739 |
| 4                     | GANDY, DREW            | SR | CENTRAL METHOD  | 7.44 | 732 |
| 5                     | GERKE, BROOKS          | SR | HUNTINGTON      | 7.52 | 706 |
| 6                     | SUDBECK, LEVI          | FR | DOANE           | 7.65 | 665 |
| <b>Section 2 of 3</b> |                        |    |                 |      |     |
| 1                     | TOP, PIETER            | FR | WESTMONT        | 7.16 | 826 |
| 2                     | GRETZ, SETH            | JR | OREGON TECH     | 7.41 | 742 |
| 3                     | HOLZMULLER, MAXIMILIAN | FR | CARDINAL STRITC | 7.44 | 732 |
| 4                     | FOX, DEON              | SR | CORNERSTONE     | 7.50 | 713 |
| 5                     | CONNELL, COLE          | SO | ST. AMBROSE     | 7.52 | 706 |
| <b>Section 3 of 3</b> |                        |    |                 |      |     |
| 1                     | WIECHMAN, LUCAS        | SR | CONCORDIA (NEB. | 7.19 | 816 |
| 2                     | STRAND, JORDAN         | SR | NORTHWESTERN (  | 7.21 | 809 |
| 3                     | SMITH, KEVIN           | JR | SPRING ARBOR    | 7.27 | 789 |
| 4                     | LAWSON, WINSTON        | SO | VANGUARD        | 7.29 | 782 |
| 5                     | NEMITZ, JACKSON        | SO | WESTMONT        | 7.56 | 694 |
| 6                     | LUCAS, MICHAEL         | SR | DOANE           | 7.92 | 583 |

**Men's Indoor Heptathlon After 1 Events**


| Pl | Athlete         | Yr | Team             | Points |
|----|-----------------|----|------------------|--------|
| 1  | TOP, PIETER     | FR | WESTMONT         | 826    |
| 2  | WIECHMAN, LUCA  | SR | CONCORDIA (NEB.) | 816    |
| 3  | STRAND, JORDAN  | SR | NORTHWESTERN (I  | 809    |
| 4  | SMITH, KEVIN    | JR | SPRING ARBOR     | 789    |
| 5  | LAWSON, WINSTO  | SO | VANGUARD         | 782    |
| 6  | KORVER, CALVIN  | FR | NORTHWESTERN (I  | 769    |
| 7  | FOX, PHILIP     | SO | BETHEL (IND.)    | 752    |
| 8  | GRETZ, SETH     | JR | OREGON TECH      | 742    |
| 9  | KITSON, CAMERO  | JR | BETHEL (IND.)    | 739    |
| 10 | GANDY, DREW     | SR | CENTRAL METHODO  | 732    |
| 10 | HOLZMULLER, MA  | FR | CARDINAL STRITC  | 732    |
| 12 | FOX, DEON       | SR | CORNERSTONE      | 713    |
| 13 | GERKE, BROOKS   | SR | HUNTINGTON       | 706    |
| 13 | CONNELL, COLE   | SO | ST. AMBROSE      | 706    |
| 15 | NEMITZ, JACKSON | SO | WESTMONT         | 694    |
| 16 | SUDBECK, LEVI   | FR | DOANE            | 665    |
| 17 | LUCAS, MICHAEL  | SR | DOANE            | 583    |

# NAIA INDOOR TRACK & FIELD CHAMPIONSHIPS

Johnson City, TN  
David E. Walker Track at Gentry Field  
Weather: Indoor meet  
Host: Milligan College  
3/2/2017 - 3/4/2017

## MEET OFFICIALS

**Meet Director:**  
Chris Layne  
**Meet Referee:**  
Lawhorn, Messenger, Thuber  
**Timing:**  
www.cfpitiming.com



**OFFICIAL MEET REPORT**  
printed: 3/4/2017 5:49 PM

# RESULTS

## #43-2 Men's Indoor Heptathlon Long Jump

|   |                   |       |               |                   |           |               |
|---|-------------------|-------|---------------|-------------------|-----------|---------------|
| N | NAIA Championship | 7.88m | Mike Mitchell | Azusa Pacific     | 2004      |               |
| W | World Indoor      | 8.79m | Carl Lewis    | USA               | 1/27/1984 | New York, NY, |
| A | American Indoor   | 8.79m | Carl Lewis    | Santa Monica T.C. | 1/27/1984 | New York, NY  |
| C | Collegiate Indoor | 8.59m | Miguel Pate   | Alabama           | 3/1/2002  | New York, NY  |

### 1:30 PM (Day 1):

| Pl | Name                   | Yr | Team         | Mark                                       | Rnd 1       | Rnd 2       | Rnd 3       | Rnd 4 | Rnd 5 | Rnd 6 | Pts |
|----|------------------------|----|--------------|--|-------------|-------------|-------------|-------|-------|-------|-----|
| 1  | WIECHMAN, LUCAS        | SR | CONCORDIA    | 6.84m 22' 5 <sup>1</sup> / <sub>4</sub> "  | 6.75 (+0.0) | 6.84 (+0.0) | 6.77 (+0.0) |       |       |       | 776 |
| 1  | SMITH, KEVIN           | JR | SPRING ARB   | 6.84m 22' 5 <sup>1</sup> / <sub>4</sub> "  | 6.84 (+0.0) | FOUL        | 6.79 (+0.0) |       |       |       | 776 |
| 3  | HOLZMULLER, MAXIMILIAN | FR | CARDINAL S   | 6.53m 21' 5 <sup>1</sup> / <sub>4</sub> "  | FOUL        | 6.53 (+0.0) | 6.44 (+0.0) |       |       |       | 704 |
| 4  | TOP, PIETER            | FR | WESTMONT     | 6.49m 21' 3 <sup>1</sup> / <sub>2</sub> "  | FOUL        | 6.49 (+0.0) | FOUL        |       |       |       | 695 |
| 5  | FOX, PHILIP            | SO | BETHEL (IND) | 6.45m 21' 2"                               | FOUL        | 5.83 (+0.0) | 6.45 (+0.0) |       |       |       | 686 |
| 6  | LAWSON, WINSTON        | SO | VANGUARD     | 6.38m 20' 11 <sup>1</sup> / <sub>4</sub> " | 6.38 (+0.0) | FOUL        | 5.99 (+0.0) |       |       |       | 670 |
| 7  | GERKE, BROOKS          | SR | HUNTINGTO    | 6.34m 20' 9 <sup>3</sup> / <sub>4</sub> "  | 6.34 (+0.0) | 6.15 (+0.0) | 6.13 (+0.0) |       |       |       | 661 |
| 8  | CONNELL, COLE          | SO | ST. AMBROS   | 6.28m 20' 7 <sup>1</sup> / <sub>4</sub> "  | FOUL        | FOUL        | 6.28 (+0.0) |       |       |       | 648 |
| 9  | FOX, DEON              | SR | CORNERST     | 6.27m 20' 7"                               | 5.87 (+0.0) | 6.27 (+0.0) | FOUL        |       |       |       | 646 |
| 10 | GRETZ, SETH            | JR | OREGON TE    | 6.22m 20' 5"                               | 6.22 (+0.0) | FOUL        | FOUL        |       |       |       | 635 |
| 11 | NEMITZ, JACKSON        | SO | WESTMONT     | 6.03m 19' 9 <sup>1</sup> / <sub>2</sub> "  | 5.89 (+0.0) | 6.03 (+0.0) | 5.76 (+0.0) |       |       |       | 593 |
| 12 | KITSON, CAMERON        | JR | BETHEL (IND) | 5.97m 19' 7"                               | FOUL        | FOUL        | 5.97 (+0.0) |       |       |       | 580 |
| 12 | STRAND, JORDAN         | SR | NORTHWES     | 5.97m 19' 7"                               | 5.27 (+0.0) | 5.90 (+0.0) | 5.97 (+0.0) |       |       |       | 580 |
| 14 | KORVER, CALVIN         | FR | NORTHWES     | 5.91m 19' 4 <sup>3</sup> / <sub>4</sub> "  | 5.65 (+0.0) | 5.75 (+0.0) | 5.91 (+0.0) |       |       |       | 567 |
| 15 | SUDBECK, LEVI          | FR | DOANE        | 5.80m 19' 0 <sup>1</sup> / <sub>2</sub> "  | 5.80 (+0.0) | 5.68 (+0.0) | FOUL        |       |       |       | 544 |
| 16 | GANDY, DREW            | SR | CENTRAL M    | 5.68m 18' 7 <sup>3</sup> / <sub>4</sub> "  | FOUL        | 5.68 (+0.0) | FOUL        |       |       |       | 519 |
| 17 | LUCAS, MICHAEL         | SR | DOANE        | 5.48m 17' 11 <sup>3</sup> / <sub>4</sub> " | FOUL        | 5.48 (+0.0) | 5.06 (+0.0) |       |       |       | 477 |

## Men's Indoor Heptathlon After 2 Events


| Pl | Athlete         | Yr | Team             | Points |
|----|-----------------|----|------------------|--------|
| 1  | WIECHMAN, LUCA  | SR | CONCORDIA (NEB.) | 1592   |
| 2  | SMITH, KEVIN    | JR | SPRING ARBOR     | 1565   |
| 3  | TOP, PIETER     | FR | WESTMONT         | 1521   |
| 4  | LAWSON, WINSTO  | SO | VANGUARD         | 1452   |
| 5  | FOX, PHILIP     | SO | BETHEL (IND.)    | 1438   |
| 6  | HOLZMULLER, MA  | FR | CARDINAL STRITC  | 1436   |
| 7  | STRAND, JORDAN  | SR | NORTHWESTERN (I  | 1389   |
| 8  | GRETZ, SETH     | JR | OREGON TECH      | 1377   |
| 9  | GERKE, BROOKS   | SR | HUNTINGTON       | 1367   |
| 10 | FOX, DEON       | SR | CORNERSTONE      | 1359   |
| 11 | CONNELL, COLE   | SO | ST. AMBROSE      | 1354   |
| 12 | KORVER, CALVIN  | FR | NORTHWESTERN (I  | 1336   |
| 13 | KITSON, CAMERO  | JR | BETHEL (IND.)    | 1319   |
| 14 | NEMITZ, JACKSON | SO | WESTMONT         | 1287   |
| 15 | GANDY, DREW     | SR | CENTRAL METHODO  | 1251   |
| 16 | SUDBECK, LEVI   | FR | DOANE            | 1209   |
| 17 | LUCAS, MICHAEL  | SR | DOANE            | 1060   |

# NAIA INDOOR TRACK & FIELD CHAMPIONSHIPS

Johnson City, TN  
David E. Walker Track at Gentry Field  
Weather: Indoor meet  
Host: Milligan College  
3/2/2017 - 3/4/2017

## MEET OFFICIALS

**Meet Director:**  
Chris Layne  
**Meet Referee:**  
Lawhorn, Messenger, Thuber  
**Timing:**  
www.cfpitiming.com



**OFFICIAL MEET REPORT**  
printed: 3/4/2017 5:49 PM

# RESULTS

## #43-3 Men's Indoor Heptathlon Shot Put

|   |                   |        |              |               |           |                  |
|---|-------------------|--------|--------------|---------------|-----------|------------------|
| N | NAIA Championship | 19.44m | Ade Olukoju  | Azusa Pacific | 1990      |                  |
| W | World Indoor      | 22.66m | Randy Barnes | USA           | 2/20/1989 | Los Angeles, CA, |
| A | American Indoor   | 22.66m | Randy Barnes | Mazda T. C.   | 1/20/1989 | Los Angeles, CA  |
| C | Collegiate Indoor | 21.73m | Ryan Crouser | Texas         | 2/27/2016 | Ames, IA         |

### 1:30 PM (Day 1):

| Pl | Name                   | Yr | Team         | Mark                                      | Rnd 1        | Rnd 2        | Rnd 3        | Rnd 4 | Rnd 5 | Rnd 6 | Pts |
|----|------------------------|----|--------------|---|--------------|--------------|--------------|-------|-------|-------|-----|
| 1  | WIECHMAN, LUCAS        | SR | CONCORDIA    | 11.61m 38' 1 <sup>1</sup> / <sub>4</sub>  | 11.01 (+0.0) | 11.41 (+0.0) | 11.61 (+0.0) |       |       |       | 583 |
| 2  | SUDBECK, LEVI          | FR | DOANE        | 11.26m 36' 11 <sup>1</sup> / <sub>2</sub> | 10.91 (+0.0) | 10.54 (+0.0) | 11.26 (+0.0) |       |       |       | 562 |
| 3  | LAWSON, WINSTON        | SO | VANGUARD     | 11.14m 36' 6 <sup>3</sup> / <sub>4</sub>  | 10.72 (+0.0) | 11.14 (+0.0) | 11.00 (+0.0) |       |       |       | 554 |
| 4  | KITSON, CAMERON        | JR | BETHEL (IND) | 11.03m 36' 2 <sup>1</sup> / <sub>2</sub>  | 10.20 (+0.0) | 10.55 (+0.0) | 11.03 (+0.0) |       |       |       | 548 |
| 5  | STRAND, JORDAN         | SR | NORTHWES     | 10.95m 35' 11 <sup>1</sup> / <sub>4</sub> | 10.90 (+0.0) | 10.10 (+0.0) | 10.95 (+0.0) |       |       |       | 543 |
| 6  | FOX, DEON              | SR | CORNERST     | 10.88m 35' 8 <sup>1</sup> / <sub>2</sub>  | 10.15 (+0.0) | 10.88 (+0.0) | 10.57 (+0.0) |       |       |       | 539 |
| 7  | LUCAS, MICHAEL         | SR | DOANE        | 10.76m 35' 4"                             | 10.56 (+0.0) | 10.76 (+0.0) | 9.70 (+0.0)  |       |       |       | 531 |
| 8  | GERKE, BROOKS          | SR | HUNTINGTO    | 10.75m 35' 3 <sup>1</sup> / <sub>2</sub>  | 10.75 (+0.0) | 9.86 (+0.0)  | FOUL         |       |       |       | 531 |
| 9  | CONNELL, COLE          | SO | ST. AMBROS   | 10.47m 34' 4 <sup>1</sup> / <sub>2</sub>  | 10.25 (+0.0) | 10.47 (+0.0) | FOUL         |       |       |       | 514 |
| 10 | KORVER, CALVIN         | FR | NORTHWES     | 10.42m 34' 2 <sup>1</sup> / <sub>2</sub>  | 10.36 (+0.0) | 9.98 (+0.0)  | 10.42 (+0.0) |       |       |       | 511 |
| 11 | GRETZ, SETH            | JR | OREGON TE    | 10.29m 33' 9 <sup>1</sup> / <sub>2</sub>  | 9.31 (+0.0)  | 10.10 (+0.0) | 10.29 (+0.0) |       |       |       | 503 |
| 12 | SMITH, KEVIN           | JR | SPRING ARB   | 10.23m 33' 7"                             | 9.00 (+0.0)  | 10.23 (+0.0) | 10.06 (+0.0) |       |       |       | 499 |
| 13 | NEMITZ, JACKSON        | SO | WESTMONT     | 10.19m 33' 5 <sup>1</sup> / <sub>2</sub>  | 10.14 (+0.0) | 9.97 (+0.0)  | 10.19 (+0.0) |       |       |       | 497 |
| 14 | GANDY, DREW            | SR | CENTRAL M    | 9.77m 32' 1"                              | 9.46 (+0.0)  | 9.63 (+0.0)  | 9.77 (+0.0)  |       |       |       | 472 |
| 15 | FOX, PHILIP            | SO | BETHEL (IND) | 9.52m 31' 3"                              | 9.27 (+0.0)  | 9.49 (+0.0)  | 9.52 (+0.0)  |       |       |       | 457 |
| 16 | TOP, PIETER            | FR | WESTMONT     | 9.33m 30' 7 <sup>1</sup> / <sub>2</sub>   | FOUL         | 9.33 (+0.0)  | 9.24 (+0.0)  |       |       |       | 445 |
| 17 | HOLZMULLER, MAXIMILIAN | FR | CARDINAL S   | 9.25m 30' 4 <sup>1</sup> / <sub>2</sub>   | FOUL         | FOUL         | 9.25 (+0.0)  |       |       |       | 441 |

## Men's Indoor Heptathlon After 3 Events

| Pl | Athlete         | Yr | Team             | Points |
|----|-----------------|----|------------------|--------|
| 1  | WIECHMAN, LUCA  | SR | CONCORDIA (NEB.) | 2175   |
| 2  | SMITH, KEVIN    | JR | SPRING ARBOR     | 2064   |
| 3  | LAWSON, WINSTO  | SO | VANGUARD         | 2006   |
| 4  | TOP, PIETER     | FR | WESTMONT         | 1966   |
| 5  | STRAND, JORDAN  | SR | NORTHWESTERN (I  | 1932   |
| 6  | FOX, DEON       | SR | CORNERSTONE      | 1898   |
| 6  | GERKE, BROOKS   | SR | HUNTINGTON       | 1898   |
| 8  | FOX, PHILIP     | SO | BETHEL (IND.)    | 1895   |
| 9  | GRETZ, SETH     | JR | OREGON TECH      | 1880   |
| 10 | HOLZMULLER, MA  | FR | CARDINAL STRITC  | 1877   |
| 11 | CONNELL, COLE   | SO | ST. AMBROSE      | 1868   |
| 12 | KITSON, CAMERO  | JR | BETHEL (IND.)    | 1867   |
| 13 | KORVER, CALVIN  | FR | NORTHWESTERN (I  | 1847   |
| 14 | NEMITZ, JACKSON | SO | WESTMONT         | 1784   |
| 15 | SUDBECK, LEVI   | FR | DOANE            | 1771   |
| 16 | GANDY, DREW     | SR | CENTRAL METHODO  | 1723   |
| 17 | LUCAS, MICHAEL  | SR | DOANE            | 1591   |

# NAIA INDOOR TRACK & FIELD CHAMPIONSHIPS

Johnson City, TN  
David E. Walker Track at Gentry Field  
Weather: Indoor meet  
Host: Milligan College  
3/2/2017 - 3/4/2017

## MEET OFFICIALS

**Meet Director:**  
Chris Layne  
**Meet Referee:**  
Lawhorn, Messenger, Thuber  
**Timing:**  
www.cfpitiming.com



**OFFICIAL MEET REPORT**  
printed: 3/4/2017 5:49 PM

# RESULTS

## #43-4 Men's Indoor Heptathlon High Jump

|   |                   |       |                  |                    |           |                  |
|---|-------------------|-------|------------------|--------------------|-----------|------------------|
| N | NAIA Championship | 2.24m | Jason Howard     | California Baptist | 1998      |                  |
| W | World Indoor      | 2.43m | Javier Sotomayor | CUB                | 3/4/1989  | Budapest,        |
| A | American Indoor   | 2.40m | Hollis Conway    | Nike International | 3/10/1991 | Seville, Spain   |
| C | Collegiate Indoor | 2.37m | Hollis Conway    | LA. Lafayette      | 3/11/1989 | Indianapolis, IN |

### 1:30 PM (Day 1):

| PI Name                | Yr Team         | Mark                                    | 1.77 | 1.80 | 1.83 | 1.86 | 1.89 | 1.92 | 1.95 | 1.98 | 2.01 | 2.04 | Pts |
|------------------------|-----------------|---|------|------|------|------|------|------|------|------|------|------|-----|
| LAWSON, WINSTON        | SO VANGUARD     | 2.01m 6' 7"                             | O    | PPP  | O    | PPP  | O    | O    | XO   | XO   | XXO  | XXX  | 813 |
| NEMITZ, JACKSON        | SO WESTMONT     | 1.95m 6' 4 <sup>3</sup> / <sub>4</sub>  | O    | XO   | O    | O    | XXO  | XO   | XXO  | XXX  |      |      | 758 |
| SUDBECK, LEVI          | FR DOANE        | 1.92m 6' 3 <sup>1</sup> / <sub>2</sub>  | O    | O    | O    | XO   | XXO  | O    | XXX  |      |      |      | 731 |
| CONNELL, COLE          | SO ST. AMBROS   | 1.89m 6' 2 <sup>1</sup> / <sub>4</sub>  | O    | O    | O    | XO   | XXO  | XXX  |      |      |      |      | 705 |
| FOX, PHILIP            | SO BETHEL (IND) | 1.89m 6' 2 <sup>1</sup> / <sub>4</sub>  | O    | XO   | O    | XO   | XXO  | XXX  |      |      |      |      | 705 |
| HOLZMULLER, MAXIMILIAN | FR CARDINAL S   | 1.86m 6' 1 <sup>1</sup> / <sub>4</sub>  | O    | O    | O    | XO   | XXX  |      |      |      |      |      | 679 |
| WIECHMAN, LUCAS        | SR CONCORDIA    | 1.83m 6' 0"                             | PPP  | O    | XXO  | XXX  |      |      |      |      |      |      | 653 |
| GRETZ, SETH            | JR OREGON TE    | 1.83m 6' 0"                             | PPP  | O    | O    | XXX  |      |      |      |      |      |      | 653 |
| SMITH, KEVIN           | JR SPRING ARB   | 1.83m 6' 0"                             | O    | XO   | O    | XXX  |      |      |      |      |      |      | 653 |
| FOX, DEON              | SR CORNERST     | 1.80m 5' 10 <sup>3</sup> / <sub>4</sub> | O    | XXO  | XXX  |      |      |      |      |      |      |      | 627 |

| PI Name                | Yr Team         | Mark                                   | 1.47 | 1.50 | 1.53 | 1.56 | 1.59 | 1.62 | 1.65 | 1.68 | 1.71 | 1.74 | Pts |
|------------------------|-----------------|--|------|------|------|------|------|------|------|------|------|------|-----|
| LAWSON, WINSTON        | SO VANGUARD     | (cont'd)                               | PPP  | PPP  | PPP  | PPP  | PPP  | PPP  | PPP  | PPP  | PPP  | PPP  | 813 |
| NEMITZ, JACKSON        | SO WESTMONT     | (cont'd)                               | PPP  | PPP  | PPP  | PPP  | PPP  | PPP  | PPP  | PPP  | PPP  | O    | 758 |
| SUDBECK, LEVI          | FR DOANE        | (cont'd)                               | PPP  | PPP  | PPP  | PPP  | PPP  | PPP  | PPP  | PPP  | PPP  | O    | 731 |
| CONNELL, COLE          | SO ST. AMBROS   | (cont'd)                               | PPP  | PPP  | PPP  | PPP  | PPP  | PPP  | PPP  | PPP  | O    | PPP  | 705 |
| FOX, PHILIP            | SO BETHEL (IND) | (cont'd)                               | PPP  | PPP  | PPP  | PPP  | PPP  | PPP  | PPP  | PPP  | O    | O    | 705 |
| HOLZMULLER, MAXIMILIAN | FR CARDINAL S   | (cont'd)                               | PPP  | PPP  | PPP  | PPP  | PPP  | PPP  | PPP  | PPP  | PPP  | O    | 679 |
| WIECHMAN, LUCAS        | SR CONCORDIA    | (cont'd)                               | PPP  | PPP  | PPP  | PPP  | PPP  | PPP  | O    | PPP  | PPP  | O    | 653 |
| GRETZ, SETH            | JR OREGON TE    | (cont'd)                               | PPP  | PPP  | PPP  | PPP  | PPP  | PPP  | PPP  | O    | PPP  | O    | 653 |
| SMITH, KEVIN           | JR SPRING ARB   | (cont'd)                               | PPP  | PPP  | PPP  | PPP  | PPP  | O    | PPP  | O    | O    | XO   | 653 |
| FOX, DEON              | SR CORNERST     | (cont'd)                               | PPP  | PPP  | PPP  | PPP  | PPP  | PPP  | PPP  | PPP  | O    | XO   | 627 |
| STRAND, JORDAN         | SR NORTHWES     | 1.74m 5' 8 <sup>1</sup> / <sub>2</sub> | PPP  | PPP  | PPP  | PPP  | PPP  | O    | O    | XO   | O    | O    | 577 |
| KORVER, CALVIN         | FR NORTHWES     | 1.74m 5' 8 <sup>1</sup> / <sub>2</sub> | PPP  | PPP  | PPP  | PPP  | PPP  | PPP  | PPP  | PPP  | PPP  | O    | 577 |
| KITSON, CAMERON        | JR BETHEL (IND) | 1.74m 5' 8 <sup>1</sup> / <sub>2</sub> | PPP  | PPP  | PPP  | PPP  | PPP  | O    | PPP  | XO   | O    | XO   | 577 |
| TOP, PIETER            | FR WESTMONT     | 1.71m 5' 7 <sup>1</sup> / <sub>4</sub> | PPP  | PPP  | PPP  | PPP  | PPP  | O    | O    | O    | XXO  | XXX  | 552 |
| GERKE, BROOKS          | SR HUNTINGTO    | 1.68m 5' 6"                            | PPP  | PPP  | PPP  | PPP  | PPP  | PPP  | PPP  | O    | PPP  | XXX  | 528 |
| LUCAS, MICHAEL         | SR DOANE        | 1.65m 5' 5"                            | O    | PPP  | PPP  | PPP  | PPP  | PPP  | O    | XXX  |      |      | 504 |

| PI Name                | Yr Team         | Mark     | 1.35 | 1.38 | 1.41 | 1.44 | Pts |
|------------------------|-----------------|----------|------|------|------|------|-----|
| LAWSON, WINSTON        | SO VANGUARD     | (cont'd) | PPP  | PPP  | PPP  | PPP  | 813 |
| NEMITZ, JACKSON        | SO WESTMONT     | (cont'd) | PPP  | PPP  | PPP  | PPP  | 758 |
| SUDBECK, LEVI          | FR DOANE        | (cont'd) | PPP  | PPP  | PPP  | PPP  | 731 |
| CONNELL, COLE          | SO ST. AMBROS   | (cont'd) | PPP  | PPP  | PPP  | PPP  | 705 |
| FOX, PHILIP            | SO BETHEL (IND) | (cont'd) | PPP  | PPP  | PPP  | PPP  | 705 |
| HOLZMULLER, MAXIMILIAN | FR CARDINAL S   | (cont'd) | PPP  | PPP  | PPP  | PPP  | 679 |
| WIECHMAN, LUCAS        | SR CONCORDIA    | (cont'd) | PPP  | PPP  | PPP  | PPP  | 653 |
| GRETZ, SETH            | JR OREGON TE    | (cont'd) | PPP  | PPP  | PPP  | PPP  | 653 |
| SMITH, KEVIN           | JR SPRING ARB   | (cont'd) | PPP  | PPP  | PPP  | PPP  | 653 |
| FOX, DEON              | SR CORNERST     | (cont'd) | PPP  | PPP  | PPP  | PPP  | 627 |
| STRAND, JORDAN         | SR NORTHWES     | (cont'd) | PPP  | PPP  | PPP  | PPP  | 577 |
| KORVER, CALVIN         | FR NORTHWES     | (cont'd) | PPP  | PPP  | PPP  | PPP  | 577 |




**NAIA INDOOR TRACK & FIELD CHAMPIONSHIPS**

Johnson City, TN  
 David E. Walker Track at Gentry Field  
 Weather: Indoor meet  
 Host: Milligan College  
 3/2/2017 - 3/4/2017

**MEET OFFICIALS**

**Meet Director:**  
 Chris Layne  
**Meet Referee:**  
 Lawhorn, Messenger, Thuber  
**Timing:**  
 www.cfpitiming.com



**OFFICIAL MEET REPORT**  
 printed: 3/4/2017 5:49 PM

**RESULTS****#43-4 Men's Indoor Heptathlon High Jump (cont'd)**

|                 |                 |          |     |     |     |     |     |
|-----------------|-----------------|----------|-----|-----|-----|-----|-----|
| KITSON, CAMERON | JR BETHEL (IND) | (cont'd) | PPP | PPP | PPP | PPP | 577 |
| TOP, PIETER     | FR WESTMONT     | (cont'd) | PPP | PPP | PPP | PPP | 552 |
| GERKE, BROOKS   | SR HUNTINGTO    | (cont'd) | PPP | PPP | PPP | PPP | 528 |
| LUCAS, MICHAEL  | SR DOANE        | (cont'd) | OPP | PPP | PPP | PPP | 504 |
| GANDY, DREW     | SR CENTRAL M    | NH       | PPP | PPP | PPP | PPP |     |

**Men's Indoor Heptathlon After 4 Events**

| Pl | Athlete         | Yr | Team             | Points |
|----|-----------------|----|------------------|--------|
| 1  | WIECHMAN, LUCA  | SR | CONCORDIA (NEB.) | 2828   |
| 2  | LAWSON, WINSTO  | SO | VANGUARD         | 2819   |
| 3  | SMITH, KEVIN    | JR | SPRING ARBOR     | 2717   |
| 4  | FOX, PHILIP     | SO | BETHEL (IND.)    | 2600   |
| 5  | CONNELL, COLE   | SO | ST. AMBROSE      | 2573   |
| 6  | HOLZMULLER, MA  | FR | CARDINAL STRITC  | 2556   |
| 7  | NEMITZ, JACKSON | SO | WESTMONT         | 2542   |
| 8  | GRETZ, SETH     | JR | OREGON TECH      | 2533   |
| 9  | FOX, DEON       | SR | CORNERSTONE      | 2525   |
| 10 | TOP, PIETER     | FR | WESTMONT         | 2518   |
| 11 | STRAND, JORDAN  | SR | NORTHWESTERN (I  | 2509   |
| 12 | SUDBECK, LEVI   | FR | DOANE            | 2502   |
| 13 | KITSON, CAMERO  | JR | BETHEL (IND.)    | 2444   |
| 14 | GERKE, BROOKS   | SR | HUNTINGTON       | 2426   |
| 15 | KORVER, CALVIN  | FR | NORTHWESTERN (I  | 2424   |
| 16 | LUCAS, MICHAEL  | SR | DOANE            | 2095   |
| 17 | GANDY, DREW     | SR | CENTRAL METHODO  | 1723   |

**#43-5 Men's Indoor Heptathlon 60m Hurdles**

|   |                   |      |                           |                         |           |                  |
|---|-------------------|------|---------------------------|-------------------------|-----------|------------------|
| N | NAIA Championship | 7.86 | Nickola Shingles          | Hannibal-LaGrange       |           |                  |
| W | World Indoor      | 7.30 | Colin Jackson             | GBR                     | 2/3/1994  | Sindelfingen,    |
| A | American Indoor   | 7.36 | Foster/ Johnson/ Trammell | W. Class/ Nike/ T. Star | 1/16/1987 | Los Angeles, CA  |
| C | Collegiate Indoor | 7.45 | Omar McLeod               | Arkansas                | 3/14/2015 | Fayetteville, AR |

**10:00 AM (Day 2):**

| Pl | Name                   | Yr | Team             | Time | H(Pl) | Pts |
|----|------------------------|----|------------------|------|-------|-----|
| 1  | WIECHMAN, LUCAS        | SR | CONCORDIA (NEB.) | 8.47 | 5(1)  | 867 |
| 2  | LAWSON, WINSTON        | SO | VANGUARD         | 8.73 | 6(1)  | 806 |
| 3  | FOX, DEON              | SR | CORNERSTONE      | 8.79 | 5(2)  | 793 |
| 4  | GRETZ, SETH            | JR | OREGON TECH      | 8.80 | 1(1)  | 791 |
| 4  | TOP, PIETER            | FR | WESTMONT         | 8.80 | 5(3)  | 791 |
| 6  | KITSON, CAMERON        | JR | BETHEL (IND.)    | 8.84 | 3(1)  | 781 |
| 7  | SUDBECK, LEVI          | FR | DOANE            | 8.85 | 1(2)  | 779 |
| 8  | CONNELL, COLE          | SO | ST. AMBROSE      | 8.86 | 6(2)  | 777 |
| 9  | KORVER, CALVIN         | FR | NORTHWESTERN (   | 8.89 | 3(2)  | 770 |
| 10 | STRAND, JORDAN         | SR | NORTHWESTERN (   | 8.96 | 2(1)  | 755 |
| 11 | FOX, PHILIP            | SO | BETHEL (IND.)    | 9.00 | 4(1)  | 746 |
| 12 | HOLZMULLER, MAXIMILIAN | FR | CARDINAL STRITC  | 9.01 | 2(2)  | 744 |
| 13 | GANDY, DREW            | SR | CENTRAL METHODO  | 9.04 | 4(2)  | 737 |
| 14 | SMITH, KEVIN           | JR | SPRING ARBOR     | 9.15 | 1(3)  | 713 |
| 15 | NEMITZ, JACKSON        | SO | WESTMONT         | 9.18 | 6(3)  | 707 |

**NAIA INDOOR TRACK & FIELD CHAMPIONSHIPS**

Johnson City, TN  
 David E. Walker Track at Gentry Field  
 Weather: Indoor meet  
 Host: Milligan College  
 3/2/2017 - 3/4/2017

**MEET OFFICIALS**

**Meet Director:**  
 Chris Layne  
**Meet Referee:**  
 Lawhorn, Messenger, Thuber  
**Timing:**  
 www.cfpitiming.com



**OFFICIAL MEET REPORT**  
 printed: 3/4/2017 5:49 PM

**RESULTS****#43-5 Men's Indoor Heptathlon 60m Hurdles (cont'd)**

10:00 AM (Day 2):

| Pl | Name           | Yr | Team       | Time  | H(Pl) | Pts |
|----|----------------|----|------------|-------|-------|-----|
| 16 | GERKE, BROOKS  | SR | HUNTINGTON | 9.66  | 3(3)  | 607 |
| 17 | LUCAS, MICHAEL | SR | DOANE      | 11.80 | 4(3)  | 252 |

**SECTION RESULTS**

| Pl                    | Name                   | Yr | Team            | Time  | Pts |
|-----------------------|------------------------|----|-----------------|-------|-----|
| <b>Section 1 of 6</b> |                        |    |                 |       |     |
| 1                     | GRETZ, SETH            | JR | OREGON TECH     | 8.80  | 791 |
| 2                     | SUDBECK, LEVI          | FR | DOANE           | 8.85  | 779 |
| 3                     | SMITH, KEVIN           | JR | SPRING ARBOR    | 9.15  | 713 |
| <b>Section 2 of 6</b> |                        |    |                 |       |     |
| 1                     | STRAND, JORDAN         | SR | NORTHWESTERN (  | 8.96  | 755 |
| 2                     | HOLZMULLER, MAXIMILIAN | FR | CARDINAL STRITC | 9.01  | 744 |
| <b>Section 3 of 6</b> |                        |    |                 |       |     |
| 1                     | KITSON, CAMERON        | JR | BETHEL (IND.)   | 8.84  | 781 |
| 2                     | KORVER, CALVIN         | FR | NORTHWESTERN (  | 8.89  | 770 |
| 3                     | GERKE, BROOKS          | SR | HUNTINGTON      | 9.66  | 607 |
| <b>Section 4 of 6</b> |                        |    |                 |       |     |
| 1                     | FOX, PHILIP            | SO | BETHEL (IND.)   | 9.00  | 746 |
| 2                     | GANDY, DREW            | SR | CENTRAL METHOD  | 9.04  | 737 |
| 3                     | LUCAS, MICHAEL         | SR | DOANE           | 11.80 | 252 |
| <b>Section 5 of 6</b> |                        |    |                 |       |     |
| 1                     | WIECHMAN, LUCAS        | SR | CONCORDIA (NEB. | 8.47  | 867 |
| 2                     | FOX, DEON              | SR | CORNERSTONE     | 8.79  | 793 |
| 3                     | TOP, PIETER            | FR | WESTMONT        | 8.80  | 791 |
| <b>Section 6 of 6</b> |                        |    |                 |       |     |
| 1                     | LAWSON, WINSTON        | SO | VANGUARD        | 8.73  | 806 |
| 2                     | CONNELL, COLE          | SO | ST. AMBROSE     | 8.86  | 777 |
| 3                     | NEMITZ, JACKSON        | SO | WESTMONT        | 9.18  | 707 |

**Men's Indoor Heptathlon After 5 Events**


| Pl | Athlete         | Yr | Team             | Points |
|----|-----------------|----|------------------|--------|
| 1  | WIECHMAN, LUCA  | SR | CONCORDIA (NEB.) | 3695   |
| 2  | LAWSON, WINSTO  | SO | VANGUARD         | 3625   |
| 3  | SMITH, KEVIN    | JR | SPRING ARBOR     | 3430   |
| 4  | CONNELL, COLE   | SO | ST. AMBROSE      | 3350   |
| 5  | FOX, PHILIP     | SO | BETHEL (IND.)    | 3346   |
| 6  | GRETZ, SETH     | JR | OREGON TECH      | 3324   |
| 7  | FOX, DEON       | SR | CORNERSTONE      | 3318   |
| 8  | TOP, PIETER     | FR | WESTMONT         | 3309   |
| 9  | HOLZMULLER, MA  | FR | CARDINAL STRITC  | 3300   |
| 10 | SUDBECK, LEVI   | FR | DOANE            | 3281   |
| 11 | STRAND, JORDAN  | SR | NORTHWESTERN (I  | 3264   |
| 12 | NEMITZ, JACKSON | SO | WESTMONT         | 3249   |
| 13 | KITSON, CAMERO  | JR | BETHEL (IND.)    | 3225   |
| 14 | KORVER, CALVIN  | FR | NORTHWESTERN (I  | 3194   |
| 15 | GERKE, BROOKS   | SR | HUNTINGTON       | 3033   |

# NAIA INDOOR TRACK & FIELD CHAMPIONSHIPS

Johnson City, TN  
David E. Walker Track at Gentry Field  
Weather: Indoor meet  
Host: Milligan College  
3/2/2017 - 3/4/2017

## MEET OFFICIALS

**Meet Director:**  
Chris Layne  
**Meet Referee:**  
Lawhorn, Messenger, Thuber  
**Timing:**  
www.cfpitiming.com



**OFFICIAL MEET REPORT**  
printed: 3/4/2017 5:49 PM

# RESULTS

## Men's Indoor Heptathlon After 5 Events (cont'd)

| Pl | Athlete        | Yr | Team              | Points |
|----|----------------|----|-------------------|--------|
| 16 | GANDY, DREW    | SR | CENTRAL METHODIST | 2460   |
| 17 | LUCAS, MICHAEL | SR | DOANE             | 2347   |

## #43-6 Men's Indoor Heptathlon Pole Vault

| Pl | Event             | Height | Name         | Location             | Year      | City             |
|----|-------------------|--------|--------------|----------------------|-----------|------------------|
| N  | NAIA Championship | 5.74m  | Billy Olson  | Abilene Christ. (TX) | 1982      |                  |
| W  | World Indoor      | 6.15m  | Sergey Bubka | UKR                  | 2/21/1993 | Donetsk, Ukraine |
| A  | American Indoor   | 6.02m  | Jeff Hartwig | Nike                 | 3/10/2002 | Atlanta, GA      |
| C  | Collegiate Indoor | 5.91m  | Shawn Barber | Akron                | 3/13/2015 | Fayetteville, AR |

### 10:00 AM (Day 2):

| Pl | Name            | Yr | Team         | Mark             | 4.00 | 4.10 | 4.20 | 4.30 | 4.40 | 4.50 | 4.60 | 4.70 | 4.80 | 4.90 | Pts |
|----|-----------------|----|--------------|------------------|------|------|------|------|------|------|------|------|------|------|-----|
| 1  | GRETZ, SETH     | JR | OREGON TE    | 4.70m 15' 5"     | PPP  | O    | O    | O    | O    | XO   | XO   | XXO  | XXX  |      | 819 |
| 2  | WIECHMAN, LUCAS | SR | CONCORDIA    | 4.60m 15' 1"     | PPP  | PPP  | PPP  | PPP  | O    | P    | O    | P    | P    | XXX  | 790 |
| 3  | SUDBECK, LEVI   | FR | DOANE        | 4.50m 14' 9"     | O    | O    | XXO  | XXO  | XO   | XXO  | XXX  |      |      |      | 760 |
| 4  | GANDY, DREW     | SR | CENTRAL M    | 4.20m 13' 9 1/4" | XXO  | XO   | O    | XXX  |      |      |      |      |      |      | 673 |
| 4  | FOX, DEON       | SR | CORNERST     | 4.20m 13' 9 1/4" | PPP  | PPP  | XO   | P    | XXX  |      |      |      |      |      | 673 |
| 4  | KITSON, CAMERON | JR | BETHEL (IND) | 4.20m 13' 9 1/4" | O    | P    | XXO  | P    | XXX  |      |      |      |      |      | 673 |
| 7  | SMITH, KEVIN    | JR | SPRING ARB   | 4.00m 13' 1 1/2" | O    | XXX  |      |      |      |      |      |      |      |      | 617 |
| 7  | CONNELL, COLE   | SO | ST. AMBROS   | 4.00m 13' 1 1/2" | XXO  | XXX  |      |      |      |      |      |      |      |      | 617 |
| 7  | GERKE, BROOKS   | SR | HUNTINGTO    | 4.00m 13' 1 1/2" | O    | P    | P    | XXX  |      |      |      |      |      |      | 617 |

| Pl | Name                   | Yr | Team         | Mark             | 3.00 | 3.10 | 3.20 | 3.30 | 3.40 | 3.50 | 3.60 | 3.70 | 3.80 | 3.90 | Pts |
|----|------------------------|----|--------------|------------------|------|------|------|------|------|------|------|------|------|------|-----|
| 1  | GRETZ, SETH            | JR | OREGON TE    | (cont'd)         | PPP  | PPP  | PPP  | PPP  | PPP  | PPP  | PPP  | PPP  | PPP  | PPP  | 819 |
| 2  | WIECHMAN, LUCAS        | SR | CONCORDIA    | (cont'd)         | PPP  | PPP  | PPP  | PPP  | PPP  | PPP  | PPP  | PPP  | PPP  | PPP  | 790 |
| 3  | SUDBECK, LEVI          | FR | DOANE        | (cont'd)         | PPP  | PPP  | PPP  | PPP  | PPP  | PPP  | PPP  | PPP  | PPP  | PPP  | 760 |
| 4  | GANDY, DREW            | SR | CENTRAL M    | (cont'd)         | PPP  | PPP  | PPP  | PPP  | PPP  | PPP  | XO   | PPP  | O    | O    | 673 |
| 4  | FOX, DEON              | SR | CORNERST     | (cont'd)         | PPP  | PPP  | PPP  | PPP  | PPP  | PPP  | PPP  | PPP  | PPP  | PPP  | 673 |
| 4  | KITSON, CAMERON        | JR | BETHEL (IND) | (cont'd)         | PPP  | PPP  | PPP  | PPP  | PPP  | PPP  | PPP  | PPP  | PPP  | O    | 673 |
| 7  | SMITH, KEVIN           | JR | SPRING ARB   | (cont'd)         | O    | PPP  | PPP  | XO   | XO   | PPP  | O    | PPP  | XXO  | XXO  | 617 |
| 7  | CONNELL, COLE          | SO | ST. AMBROS   | (cont'd)         | PPP  | PPP  | PPP  | PPP  | PPP  | O    | PPP  | XO   | XXO  | XO   | 617 |
| 7  | GERKE, BROOKS          | SR | HUNTINGTO    | (cont'd)         | PPP  | PPP  | PPP  | PPP  | PPP  | PPP  | PPP  | PPP  | PPP  | PPP  | 617 |
| 10 | STRAND, JORDAN         | SR | NORTHWES     | 3.90m 12' 9 1/2" | PPP  | PPP  | O    | PPP  | O    | PPP  | XO   | O    | XO   | XO   | 590 |
| 10 | FOX, PHILIP            | SO | BETHEL (IND) | 3.90m 12' 9 1/2" | PPP  | PPP  | PPP  | PPP  | PPP  | PPP  | O    | O    | O    | O    | 590 |
| 10 | LAWSON, WINSTON        | SO | VANGUARD     | 3.90m 12' 9 1/2" | PPP  | O    | PPP  | PPP  | O    | PPP  | O    | O    | XXO  | XO   | 590 |
| 13 | HOLZMULLER, MAXIMILIAN | FR | CARDINAL S   | 3.80m 12' 5 1/2" | PPP  | PPP  | PPP  | PPP  | PPP  | PPP  | PPP  | PPP  | O    | PPP  | 562 |
| 14 | NEMITZ, JACKSON        | SO | WESTMONT     | 3.50m 11' 5 3/4" | PPP  | PPP  | O    | O    | O    | O    | XXX  |      |      |      | 482 |
| 15 | TOP, PIETER            | FR | WESTMONT     | 3.40m 11' 1 3/4" | O    | O    | O    | O    | O    | XXX  |      |      |      |      | 457 |

| Pl | Name            | Yr | Team         | Mark     | 2.50 | 2.60 | 2.70 | 2.80 | 2.90 | Pts |
|----|-----------------|----|--------------|----------|------|------|------|------|------|-----|
| 1  | GRETZ, SETH     | JR | OREGON TE    | (cont'd) | PPP  | PPP  | PPP  | PPP  | PPP  | 819 |
| 2  | WIECHMAN, LUCAS | SR | CONCORDIA    | (cont'd) | PPP  | PPP  | PPP  | PPP  | PPP  | 790 |
| 3  | SUDBECK, LEVI   | FR | DOANE        | (cont'd) | PPP  | PPP  | PPP  | PPP  | PPP  | 760 |
| 4  | GANDY, DREW     | SR | CENTRAL M    | (cont'd) | PPP  | PPP  | PPP  | PPP  | PPP  | 673 |
| 4  | FOX, DEON       | SR | CORNERST     | (cont'd) | PPP  | PPP  | PPP  | PPP  | PPP  | 673 |
| 4  | KITSON, CAMERON | JR | BETHEL (IND) | (cont'd) | PPP  | PPP  | PPP  | PPP  | PPP  | 673 |
| 7  | SMITH, KEVIN    | JR | SPRING ARB   | (cont'd) | PPP  | PPP  | PPP  | O    | PPP  | 617 |
| 7  | CONNELL, COLE   | SO | ST. AMBROS   | (cont'd) | PPP  | PPP  | PPP  | PPP  | PPP  | 617 |
| 7  | GERKE, BROOKS   | SR | HUNTINGTO    | (cont'd) | PPP  | PPP  | PPP  | PPP  | PPP  | 617 |
| 10 | STRAND, JORDAN  | SR | NORTHWES     | (cont'd) | PPP  | PPP  | PPP  | PPP  | PPP  | 590 |

**NAIA INDOOR TRACK & FIELD CHAMPIONSHIPS**

Johnson City, TN  
 David E. Walker Track at Gentry Field  
 Weather: Indoor meet  
 Host: Milligan College  
 3/2/2017 - 3/4/2017

**MEET OFFICIALS**

**Meet Director:**  
 Chris Layne  
**Meet Referee:**  
 Lawhorn, Messenger, Thuber  
**Timing:**  
 www.cfpitiming.com



**OFFICIAL MEET REPORT**  
 printed: 3/4/2017 5:49 PM

**RESULTS****#43-6 Men's Indoor Heptathlon Pole Vault (cont'd)**

| Pl | Athlete                | Yr | Team         | Points   |
|----|------------------------|----|--------------|--|
| 10 | FOX, PHILIP            | SO | BETHEL (IND) | (cont'd) PPP PPP PPP PPP PPP 590               |
| 10 | LAWSON, WINSTON        | SO | VANGUARD     | (cont'd) PPP PPP PPP PPP PPP 590               |
| 13 | HOLZMULLER, MAXIMILIAN | FR | CARDINAL S   | (cont'd) PPP PPP PPP PPP PPP 562               |
| 14 | NEMITZ, JACKSON        | SO | WESTMONT     | (cont'd) PPP PPP PPP PPP PPP 482               |
| 15 | TOP, PIETER            | FR | WESTMONT     | (cont'd) PPP PPP PPP PPP XXO 457               |
| 16 | LUCAS, MICHAEL         | SR | DOANE        | 2.80m 9' 2 1/4" XXO PPP PPP <b>XXO</b> PPP 309 |
|    | KORVER, CALVIN         | FR | NORTHWES     | NH PPP PPP PPP XXX                             |

**Men's Indoor Heptathlon After 6 Events**

| Pl | Athlete         | Yr | Team             | Points |
|----|-----------------|----|------------------|--------|
| 1  | WIECHMAN, LUCA  | SR | CONCORDIA (NEB.) | 4485   |
| 2  | LAWSON, WINSTO  | SO | VANGUARD         | 4215   |
| 3  | GRETZ, SETH     | JR | OREGON TECH      | 4143   |
| 4  | SMITH, KEVIN    | JR | SPRING ARBOR     | 4047   |
| 5  | SUDBECK, LEVI   | FR | DOANE            | 4041   |
| 6  | FOX, DEON       | SR | CORNERSTONE      | 3991   |
| 7  | CONNELL, COLE   | SO | ST. AMBROSE      | 3967   |
| 8  | FOX, PHILIP     | SO | BETHEL (IND.)    | 3936   |
| 9  | KITSON, CAMERO  | JR | BETHEL (IND.)    | 3898   |
| 10 | HOLZMULLER, MA  | FR | CARDINAL STRITC  | 3862   |
| 11 | STRAND, JORDAN  | SR | NORTHWESTERN (I  | 3854   |
| 12 | TOP, PIETER     | FR | WESTMONT         | 3766   |
| 13 | NEMITZ, JACKSON | SO | WESTMONT         | 3731   |
| 14 | GERKE, BROOKS   | SR | HUNTINGTON       | 3650   |
| 15 | KORVER, CALVIN  | FR | NORTHWESTERN (I  | 3194   |
| 16 | GANDY, DREW     | SR | CENTRAL METHODO  | 3133   |
| 17 | LUCAS, MICHAEL  | SR | DOANE            | 2656   |

**#43-7 Men's Indoor Heptathlon 1000 Meters**

N NAIA Championship 2:23.09 Julius Rono Roberts Wesleyan

**10:00 AM (Day 2):**

| Pl | Name                   | Yr | Team            | Time    | Pts |
|----|------------------------|----|-----------------|---------|-----|
| 1  | TOP, PIETER            | FR | WESTMONT        | 2:46.88 | 798 |
| 2  | GANDY, DREW            | SR | CENTRAL METHOD  | 2:47.01 | 797 |
| 3  | STRAND, JORDAN         | SR | NORTHWESTERN (  | 2:48.64 | 780 |
| 4  | LAWSON, WINSTON        | SO | VANGUARD        | 2:49.42 | 772 |
| 5  | NEMITZ, JACKSON        | SO | WESTMONT        | 2:49.47 | 771 |
| 6  | HOLZMULLER, MAXIMILIAN | FR | CARDINAL STRITC | 2:50.77 | 758 |
| 7  | FOX, PHILIP            | SO | BETHEL (IND.)   | 2:53.21 | 732 |
| 8  | CONNELL, COLE          | SO | ST. AMBROSE     | 2:55.37 | 710 |
| 9  | KORVER, CALVIN         | FR | NORTHWESTERN (  | 2:58.31 | 681 |
| 10 | GRETZ, SETH            | JR | OREGON TECH     | 3:03.20 | 633 |
| 11 | WIECHMAN, LUCAS        | SR | CONCORDIA (NEB. | 3:03.84 | 627 |
| 12 | SMITH, KEVIN           | JR | SPRING ARBOR    | 3:07.08 | 597 |
| 13 | SUDBECK, LEVI          | FR | DOANE           | 3:09.56 | 574 |
| 14 | LUCAS, MICHAEL         | SR | DOANE           | 3:15.22 | 523 |
| 15 | KITSON, CAMERON        | JR | BETHEL (IND.)   | 3:19.56 | 485 |
| 16 | GERKE, BROOKS          | SR | HUNTINGTON      | 3:28.35 | 413 |

**NAIA INDOOR TRACK & FIELD CHAMPIONSHIPS**

Johnson City, TN  
 David E. Walker Track at Gentry Field  
 Weather: Indoor meet  
 Host: Milligan College  
 3/2/2017 - 3/4/2017

**MEET OFFICIALS**

**Meet Director:**  
 Chris Layne  
**Meet Referee:**  
 Lawhorn, Messenger, Thuber  
**Timing:**  
 www.cfpitiming.com



**OFFICIAL MEET REPORT**  
 printed: 3/4/2017 5:49 PM

**RESULTS****#43-7 Men's Indoor Heptathlon 1000 Meters (cont'd)**

10:00 AM (Day 2):

| Pl | Name      | Yr | Team        | Time    | Pts |
|----|-----------|----|-------------|---------|-----|
| 17 | FOX, DEON | SR | CORNERSTONE | 3:37.39 | 345 |

**Men's Indoor Heptathlon After 7 Events**

| Pl | Athlete         | Yr | Team             | Points |
|----|-----------------|----|------------------|--------|
| 1  | WIECHMAN, LUCA  | SR | CONCORDIA (NEB.) | 5112   |
| 2  | LAWSON, WINSTO  | SO | VANGUARD         | 4987   |
| 3  | GRETZ, SETH     | JR | OREGON TECH      | 4776   |
| 4  | CONNELL, COLE   | SO | ST. AMBROSE      | 4677   |
| 5  | FOX, PHILIP     | SO | BETHEL (IND.)    | 4668   |
| 6  | SMITH, KEVIN    | JR | SPRING ARBOR     | 4644   |
| 7  | STRAND, JORDAN  | SR | NORTHWESTERN (I  | 4634   |
| 8  | HOLZMULLER, MA  | FR | CARDINAL STRITC  | 4620   |
| 9  | SUDBECK, LEVI   | FR | DOANE            | 4615   |
| 10 | TOP, PIETER     | FR | WESTMONT         | 4564   |
| 11 | NEMITZ, JACKSON | SO | WESTMONT         | 4502   |
| 12 | KITSON, CAMERO  | JR | BETHEL (IND.)    | 4383   |
| 13 | FOX, DEON       | SR | CORNERSTONE      | 4336   |
| 14 | GERKE, BROOKS   | SR | HUNTINGTON       | 4063   |
| 15 | GANDY, DREW     | SR | CENTRAL METHODO  | 3930   |
| 16 | KORVER, CALVIN  | FR | NORTHWESTERN (I  | 3875   |
| 17 | LUCAS, MICHAEL  | SR | DOANE            | 3179   |

**#1 Women's 60 Meters**

|   |                   |      |                 |                 |           |                  |
|---|-------------------|------|-----------------|-----------------|-----------|------------------|
| N | NAIA Championship | 7.20 | Kimberly Smith  | Wayland Baptist | 3/10/2010 | Johnson City, TN |
| W | World Indoor      | 6.92 | Irina Privalova | RUS             | 2/11/1993 | Madrid, Spain    |
| A | American Indoor   | 6.95 | Gail Devers     | Nike            | 3/12/1993 | Toronto, Canada  |
| C | Collegiate Indoor | 7.07 | Hannah Cunliffe | Oregon          | 2/10/2017 | Albuquerque, NM  |

1:50 PM (Day 3):

**Finals**

| Pl | Name            | Yr | Team               | Time | H(Pl) | Pts |
|----|-----------------|----|--------------------|------|-------|-----|
| 1  | DUNMORE, SARAH  | SO | INDIANA TECH       | 7.54 | 2(1)  | 10  |
| 2  | BRINSON, JONINA | JR | MOBILE             | 7.62 | 2(2)  | 8   |
| 3  | WOODS, BRIANNA  | SR | INDIANA TECH       | 7.63 | 2(3)  | 6   |
| 4J | MOODY, JENNA    | JR | ST. FRANCIS (ILL.) | 7.70 | 1(1)  | 5   |
| 5J | HOWARD, T'ARA   | SR | LANGSTON           | 7.70 | 2(4)  | 4   |
| 6  | REAMS, ALIYAH   | SR | MISSOURI BAPTIS    | 7.76 | 1(2)  | 3   |
| 7  | RICKS, ANIKA    | SR | FRIENDS            | 7.80 | 1(3)  | 2   |
| 8  | LEWIS, KENNAYE  | SO | CARDINAL STRITC    | 7.81 | 1(4)  | 1   |

**SECTION RESULTS****Finals**

| Pl                    | Name          | Yr | Team               | Time |
|-----------------------|---------------|----|--------------------|------|
| <b>Section 1 of 2</b> |               |    |                    |      |
| 1                     | MOODY, JENNA  | JR | ST. FRANCIS (ILL.) | 7.70 |
| 2                     | REAMS, ALIYAH | SR | MISSOURI BAPTIS    | 7.76 |
| 3                     | RICKS, ANIKA  | SR | FRIENDS            | 7.80 |

# NAIA INDOOR TRACK & FIELD CHAMPIONSHIPS

Johnson City, TN  
David E. Walker Track at Gentry Field  
Weather: Indoor meet  
Host: Milligan College  
3/2/2017 - 3/4/2017

## MEET OFFICIALS

**Meet Director:**  
Chris Layne  
**Meet Referee:**  
Lawhorn, Messenger, Thuber  
**Timing:**  
www.cfpitiming.com



**OFFICIAL MEET REPORT**  
printed: 3/4/2017 5:49 PM

# RESULTS

## #1 Women's 60 Meters (cont'd)

### Finals

| Pl | Name           | Yr | Team            | Time |
|----|----------------|----|-----------------|------|
| 4  | LEWIS, KENNAYE | SO | CARDINAL STRITC | 7.81 |

### Section 2 of 2

|   |                 |    |              |      |
|---|-----------------|----|--------------|------|
| 1 | DUNMORE, SARAH  | SO | INDIANA TECH | 7.54 |
| 2 | BRINSON, JONINA | JR | MOBILE       | 7.62 |
| 3 | WOODS, BRIANNA  | SR | INDIANA TECH | 7.63 |
| 4 | HOWARD, T'ARA   | SR | LANGSTON     | 7.70 |

3:25 PM (Day 2): (Top 1 per Heat + next 3 advance)

### Prelims

| Pl | Name                    | Yr | Team               | Time  | H(Pl) |
|----|-------------------------|----|--------------------|-------|-------|
| 1  | WOODS, BRIANNA          | SR | INDIANA TECH       | 7.59Q | 1(1)  |
| 2  | DUNMORE, SARAH          | SO | INDIANA TECH       | 7.60Q | 4(1)  |
| 3  | BRINSON, JONINA         | JR | MOBILE             | 7.65Q | 2(1)  |
| 4  | HOWARD, T'ARA           | SR | LANGSTON           | 7.67Q | 5(1)  |
| 5  | MOODY, JENNA            | JR | ST. FRANCIS (ILL.) | 7.68q | 1(2)  |
| 6  | REAMS, ALIYAH           | SR | MISSOURI BAPTIS    | 7.72q | 2(2)  |
| 7  | LEWIS, KENNAYE          | SO | CARDINAL STRITC    | 7.73q | 1(3)  |
| 8  | JOHNSON, DEVIN          | FR | WAYLAND BAPTIS     | 7.75  | 4(2)  |
| 8  | CUNNINGHAM, SHANTINIQUE | SO | HASTINGS           | 7.75  | 5(2)  |
| 10 | THOMPSON, PATRICIA      | SR | INDIANA TECH       | 7.76  | 2(3)  |
| 11 | RICKS, ANIKA            | SR | FRIENDS            | 7.77Q | 3(1)  |
| 12 | PERRY, BRITTNEE         | SR | INDIANA TECH       | 7.78  | 3(2)  |
| 13 | GARDNER, ASIA           | FR | SIENA HEIGHTS      | 7.79  | 3(3)  |
| 14 | BIRKS, LATEEFAH         | JR | MARIAN (IND.)      | 7.80  | 1(4)  |
| 15 | POPE, ASHLI             | SO | CUMBERLANDS        | 7.82  | 4(3)  |
| 16 | COOKS, ANNIE            | SR | WILLIAM CAREY      | 7.83  | 3(4)  |
| 16 | MELVIN, CORRINE         | SR | INDIANA WESLEYA    | 7.83  | 4(4)  |
| 18 | WEIR, KATRINA           | SR | SOUTHWEST (N.M.)   | 7.84  | 3(5)  |
| 18 | TERRY, SHA'LONDA        | FR | INDIANA TECH       | 7.84  | 4(5)  |
| 20 | LABARE, PAIGE           | FR | BIOLA              | 7.87  | 2(4)  |
| 20 | ENGLE, NATALI           | JR | FRIENDS            | 7.87  | 2(4)  |
| 22 | YOUNG-BROOKS, MILDRENAE | SO | SIENA HEIGHTS      | 7.90  | 1(5)  |
| 23 | JOSEPH, ELEKA           | JR | MORNINGSIDE        | 7.91  | 5(3)  |
| 24 | LILJA, LISA             | FR | KEISER UNIVERSIT   | 7.93  | 5(4)  |
|    | HOLMES, TIA             | JR | INDIANA TECH       | FS    | 5     |

## HEAT RESULTS

### Prelims

| Pl                 | Name                    | Yr | Team               | Time  |
|--------------------|-------------------------|----|--------------------|-------|
| <b>Heat 1 of 5</b> |                         |    |                    |       |
| 1                  | WOODS, BRIANNA          | SR | INDIANA TECH       | 7.59Q |
| 2                  | MOODY, JENNA            | JR | ST. FRANCIS (ILL.) | 7.68q |
| 3                  | LEWIS, KENNAYE          | SO | CARDINAL STRITC    | 7.73q |
| 4                  | BIRKS, LATEEFAH         | JR | MARIAN (IND.)      | 7.80  |
| 5                  | YOUNG-BROOKS, MILDRENAE | SO | SIENA HEIGHTS      | 7.90  |


### Heat 2 of 5

**NAIA INDOOR TRACK & FIELD CHAMPIONSHIPS**

Johnson City, TN  
 David E. Walker Track at Gentry Field  
 Weather: Indoor meet  
 Host: Milligan College  
 3/2/2017 - 3/4/2017

**MEET OFFICIALS**

**Meet Director:**  
 Chris Layne  
**Meet Referee:**  
 Lawhorn, Messenger, Thuber  
**Timing:**  
 www.cfpitiming.com



**OFFICIAL MEET REPORT**  
 printed: 3/4/2017 5:49 PM

**RESULTS****#1 Women's 60 Meters (cont'd)****Prelims**

| Pl | Name               | Yr | Team            | Time  |
|----|--------------------|----|-----------------|-------|
| 1  | BRINSON, JONINA    | JR | MOBILE          | 7.65Q |
| 2  | REAMS, ALIYAH      | SR | MISSOURI BAPTIS | 7.72q |
| 3  | THOMPSON, PATRICIA | SR | INDIANA TECH    | 7.76  |
| 4  | LABARE, PAIGE      | FR | BIOLA           | 7.87  |
| 4  | ENGLE, NATALI      | JR | FRIENDS         | 7.87  |

**Heat 3 of 5**

|   |                 |    |                  |       |
|---|-----------------|----|------------------|-------|
| 1 | RICKS, ANIKA    | SR | FRIENDS          | 7.77Q |
| 2 | PERRY, BRITTNEE | SR | INDIANA TECH     | 7.78  |
| 3 | GARDNER, ASIA   | FR | SIENA HEIGHTS    | 7.79  |
| 4 | COOKS, ANNIE    | SR | WILLIAM CAREY    | 7.83  |
| 5 | WEIR, KATRINA   | SR | SOUTHWEST (N.M.) | 7.84  |

**Heat 4 of 5**

|   |                  |    |                 |       |
|---|------------------|----|-----------------|-------|
| 1 | DUNMORE, SARAH   | SO | INDIANA TECH    | 7.60Q |
| 2 | JOHNSON, DEVIN   | FR | WAYLAND BAPTIS  | 7.75  |
| 3 | POPE, ASHLI      | SO | CUMBERLANDS     | 7.82  |
| 4 | MELVIN, CORRINE  | SR | INDIANA WESLEYA | 7.83  |
| 5 | TERRY, SHA'LONDA | FR | INDIANA TECH    | 7.84  |

**Heat 5 of 5**

|   |                         |    |                  |       |
|---|-------------------------|----|------------------|-------|
| 1 | HOWARD, T'ARA           | SR | LANGSTON         | 7.67Q |
| 2 | CUNNINGHAM, SHANTINIQUE | SO | HASTINGS         | 7.75  |
| 3 | JOSEPH, ELEKA           | JR | MORNINGSIDE      | 7.91  |
| 4 | LILJA, LISA             | FR | KEISER UNIVERSIT | 7.93  |
|   | HOLMES, TIA             | JR | INDIANA TECH     | FS    |

**#3 Women's 200 Meters**

|   |                   |       |               |                  |           |                  |
|---|-------------------|-------|---------------|------------------|-----------|------------------|
| N | NAIA Championship | 23.03 | Jura Levy     | Oklahoma Baptist | 2012      |                  |
| W | World Indoor      | 21.87 | Merlene Ottey | JAM              | 2/13/1993 | Lievin, France   |
| A | American Indoor   | 22.33 | Gwen Torrence | Mizuno           | 3/2/1996  | Atlanta, GA      |
| C | Collegiate Indoor | 22.40 | Bianca Knight | Texas            | 3/14/2008 | Fayetteville, AR |

**3:15 PM (Day 3):****Finals**

| Pl | Name               | Yr | Team            | Time  | Pts |
|----|--------------------|----|-----------------|-------|-----|
| 1  | WOODS, BRIANNA     | SR | INDIANA TECH    | 24.59 | 10  |
| 2  | DUNMORE, SARAH     | SO | INDIANA TECH    | 24.66 | 8   |
| 3  | LEWIS, KENNAYE     | SO | CARDINAL STRITC | 24.84 | 6   |
| 4  | THOMPSON, PATRICIA | SR | INDIANA TECH    | 25.05 | 5   |
| 5  | GARDNER, ASIA      | FR | SIENA HEIGHTS   | 25.15 | 4   |

**5:40 PM (Day 2): (Top 1 per Heat + next 6 advance)****Prelims**

| Pl | Name                   | Yr | Team         | Time   | H(Pl) |
|----|------------------------|----|--------------|--------|-------|
| 1  | BOLTON, ARGYANA        | FR | SOUTHERN-NO  | 24.33Q | 4(1)  |
| 2  | BROOKS-GILLINGS, OSHIN | SO | SOUTHERN-NO  | 24.59Q | 1(1)  |
| 3  | PENNIE, CHANTAL        | SO | SOUTHERN-NO  | 24.70q | 1(2)  |
| 4  | DUNMORE, SARAH         | SO | INDIANA TECH | 24.74Q | 3(1)  |
| 5  | WOODS, BRIANNA         | SR | INDIANA TECH | 24.77Q | 2(1)  |

# NAIA INDOOR TRACK & FIELD CHAMPIONSHIPS

Johnson City, TN  
David E. Walker Track at Gentry Field  
Weather: Indoor meet  
Host: Milligan College  
3/2/2017 - 3/4/2017

## MEET OFFICIALS

**Meet Director:**  
Chris Layne  
**Meet Referee:**  
Lawhorn, Messenger, Thuber  
**Timing:**  
www.cfpitiming.com



**OFFICIAL MEET REPORT**  
printed: 3/4/2017 5:49 PM

# RESULTS

## #3 Women's 200 Meters (cont'd)

5:40 PM (Day 2): (Top 1 per Heat + next 6 advance)

### Prelims

| Pl | Name               | Yr | Team             | Time   | H(Pl) |
|----|--------------------|----|------------------|--------|-------|
| 6  | LEWIS, KENNAYE     | SO | CARDINAL STRITC  | 24.82q | 2(2)  |
| 7  | GARDNER, ASIA      | FR | SIENA HEIGHTS    | 24.95q | 3(2)  |
| 8  | THOMPSON, PATRICIA | SR | INDIANA TECH     | 25.05q | 3(3)  |
| 9  | JOHNSON, DEVIN     | FR | WAYLAND BAPTIS   | 25.25  | 2(3)  |
| 10 | ENGLE, NATALI      | JR | FRIENDS          | 25.29  | 1(3)  |
| 11 | MELVIN, CORRINE    | SR | INDIANA WESLEYA  | 25.31  | 1(4)  |
| 12 | TRUSS, COURTNEY    | JR | AQUINAS          | 25.40  | 4(2)  |
| 13 | PERRY, BRITTNEE    | SR | INDIANA TECH     | 25.45  | 4(3)  |
| 14 | TERRY, SHA'LONDA   | FR | INDIANA TECH     | 25.51  | 2(4)  |
| 15 | GIBSON, RACHEL     | FR | INDIANA WESLEYA  | 25.55  | 3(4)  |
| 16 | HERVEY, BAILEY     | FR | MADONNA          | 25.63  | 1(5)  |
| 17 | COTTON, CAITLYN    | FR | HASTINGS         | 25.67  | 4(4)  |
| 18 | LILJA, LISA        | FR | KEISER UNIVERSIT | 25.79  | 3(5)  |
| 19 | SMITH, MOLLY JO    | SR | ST. AMBROSE      | 25.86  | 2(5)  |
| 20 | HOLMES, TIA        | JR | INDIANA TECH     | 26.37  | 4(5)  |

## HEAT RESULTS

### Prelims

| Pl                 | Name                   | Yr | Team             | Time   |
|--------------------|------------------------|----|------------------|--------|
| <b>Heat 1 of 4</b> |                        |    |                  |        |
| 1                  | BROOKS-GILLINGS, OSHIN | SO | SOUTHERN-NO      | 24.59Q |
| 2                  | PENNIE, CHANTAL        | SO | SOUTHERN-NO      | 24.70q |
| 3                  | ENGLE, NATALI          | JR | FRIENDS          | 25.29  |
| 4                  | MELVIN, CORRINE        | SR | INDIANA WESLEYA  | 25.31  |
| 5                  | HERVEY, BAILEY         | FR | MADONNA          | 25.63  |
| <b>Heat 2 of 4</b> |                        |    |                  |        |
| 1                  | WOODS, BRIANNA         | SR | INDIANA TECH     | 24.77Q |
| 2                  | LEWIS, KENNAYE         | SO | CARDINAL STRITC  | 24.82q |
| 3                  | JOHNSON, DEVIN         | FR | WAYLAND BAPTIS   | 25.25  |
| 4                  | TERRY, SHA'LONDA       | FR | INDIANA TECH     | 25.51  |
| 5                  | SMITH, MOLLY JO        | SR | ST. AMBROSE      | 25.86  |
| <b>Heat 3 of 4</b> |                        |    |                  |        |
| 1                  | DUNMORE, SARAH         | SO | INDIANA TECH     | 24.74Q |
| 2                  | GARDNER, ASIA          | FR | SIENA HEIGHTS    | 24.95q |
| 3                  | THOMPSON, PATRICIA     | SR | INDIANA TECH     | 25.05q |
| 4                  | GIBSON, RACHEL         | FR | INDIANA WESLEYA  | 25.55  |
| 5                  | LILJA, LISA            | FR | KEISER UNIVERSIT | 25.79  |
| <b>Heat 4 of 4</b> |                        |    |                  |        |
| 1                  | BOLTON, ARGYANA        | FR | SOUTHERN-NO      | 24.33Q |
| 2                  | TRUSS, COURTNEY        | JR | AQUINAS          | 25.40  |
| 3                  | PERRY, BRITTNEE        | SR | INDIANA TECH     | 25.45  |
| 4                  | COTTON, CAITLYN        | FR | HASTINGS         | 25.67  |
| 5                  | HOLMES, TIA            | JR | INDIANA TECH     | 26.37  |



# NAIA INDOOR TRACK & FIELD CHAMPIONSHIPS

Johnson City, TN  
David E. Walker Track at Gentry Field  
Weather: Indoor meet  
Host: Milligan College  
3/2/2017 - 3/4/2017

## MEET OFFICIALS

**Meet Director:**  
Chris Layne  
**Meet Referee:**  
Lawhorn, Messenger, Thuber  
**Timing:**  
www.cfpitiming.com



**OFFICIAL MEET REPORT**  
printed: 3/4/2017 5:49 PM

# RESULTS

## #40 Women's 400 Meters

|   |                   |       |                      |               |           |                 |
|---|-------------------|-------|----------------------|---------------|-----------|-----------------|
| N | NAIA Championship | 53.05 | Fatimat Yusuf        | Azusa Pacific | 1996      |                 |
| W | World Indoor      | 49.59 | Jamila Kratochvilova | TCH           | 3/7/1982  | Milan, Spain    |
| A | American Indoor   | 50.46 | Phyllis Francis      | Oregon        | 3/15/2014 | Albuquerque, NM |
| C | Collegiate Indoor | 50.46 | Phyllis Francis      | Oregon        | 3/15/2014 | Albuquerque, NM |

1:05 PM (Day 3):

### Finals

| Pl | Name                | Yr | Team               | Time  | H(Pl) | Pts |
|----|---------------------|----|--------------------|-------|-------|-----|
| 1  | MOODY, JENNA        | JR | ST. FRANCIS (ILL.) | 55.72 | 2(1)  | 10  |
| 2  | HYLTON, SHADAE      | JR | SOUTHERN-NO        | 56.16 | 2(2)  | 8   |
| 3  | SMIKLE, KIMONA      | SO | SOUTHERN-NO        | 57.00 | 2(3)  | 6   |
| 4  | GREEN, SHANTAE      | SO | SOUTHERN-NO        | 57.15 | 1(1)  | 5   |
| 5  | BARTH, KARA         | SR | CARROLL            | 57.38 | 2(4)  | 4   |
| 6  | VELGERSDYK, MIRANDA | JR | DORDT              | 57.54 | 1(2)  | 3   |
| 7  | KENNEDY, PATIENCE   | SO | INDIANA TECH       | 58.10 | 1(3)  | 2   |
| 8  | MOORE, ALEXIS       | FR | SIENA HEIGHTS      | 58.23 | 1(4)  | 1   |

## SECTION RESULTS

### Finals

| Pl                    | Name                | Yr | Team          | Time  |
|-----------------------|---------------------|----|---------------|-------|
| <b>Section 1 of 2</b> |                     |    |               |       |
| 1                     | GREEN, SHANTAE      | SO | SOUTHERN-NO   | 57.15 |
| 2                     | VELGERSDYK, MIRANDA | JR | DORDT         | 57.54 |
| 3                     | KENNEDY, PATIENCE   | SO | INDIANA TECH  | 58.10 |
| 4                     | MOORE, ALEXIS       | FR | SIENA HEIGHTS | 58.23 |

### Section 2 of 2

|   |                |    |                    |       |
|---|----------------|----|--------------------|-------|
| 1 | MOODY, JENNA   | JR | ST. FRANCIS (ILL.) | 55.72 |
| 2 | HYLTON, SHADAE | JR | SOUTHERN-NO        | 56.16 |
| 3 | SMIKLE, KIMONA | SO | SOUTHERN-NO        | 57.00 |
| 4 | BARTH, KARA    | SR | CARROLL            | 57.38 |

2:05 PM (Day 2): (Top 1 per Heat + next 3 advance)

### Prelims

| Pl | Name                 | Yr | Team               | Time   | H(Pl) |
|----|----------------------|----|--------------------|--------|-------|
| 1  | MOODY, JENNA         | JR | ST. FRANCIS (ILL.) | 55.77q | 3(1)  |
| 2  | HYLTON, SHADAE       | JR | SOUTHERN-NO        | 56.71q | 1(1)  |
| 3  | GREEN, SHANTAE       | SO | SOUTHERN-NO        | 57.21q | 5(1)  |
| 4  | VELGERSDYK, MIRANDA  | JR | DORDT              | 57.26q | 2(1)  |
| 5  | KENNEDY, PATIENCE    | SO | INDIANA TECH       | 57.76q | 5(2)  |
| 6  | SMIKLE, KIMONA       | SO | SOUTHERN-NO        | 57.88q | 3(2)  |
| 7  | MOORE, ALEXIS        | FR | SIENA HEIGHTS      | 57.97q | 1(2)  |
| 8  | BARTH, KARA          | SR | CARROLL            | 58.07q | 4(1)  |
| 9  | SMITH, MOLLY JO      | SR | ST. AMBROSE        | 58.25  | 2(2)  |
| 10 | DEHAVEN-BOYD, ALEXIA | SO | LINDSEY WILSON     | 58.39  | 2(3)  |
| 11 | WHITE, MONICA        | SO | CARROLL            | 58.45  | 3(3)  |
| 12 | FLOYD, ANALIS        | SO | AQUINAS            | 58.55  | 1(3)  |
| 13 | LAMPE, SARAH         | SR | ST. AMBROSE        | 58.63  | 5(3)  |
| 14 | AYERS, RONNOJA       | JR | GRAND VIEW         | 58.97  | 2(4)  |
| 15 | EHMANN, KEELY        | SO | CARROLL            | 59.02  | 5(4)  |

**NAIA INDOOR TRACK & FIELD CHAMPIONSHIPS**

Johnson City, TN  
 David E. Walker Track at Gentry Field  
 Weather: Indoor meet  
 Host: Milligan College  
 3/2/2017 - 3/4/2017

**MEET OFFICIALS**

**Meet Director:**  
 Chris Layne  
**Meet Referee:**  
 Lawhorn, Messenger, Thuber  
**Timing:**  
 www.cfpitiming.com



**OFFICIAL MEET REPORT**  
 printed: 3/4/2017 5:49 PM

**RESULTS****#40 Women's 400 Meters (cont'd)**

2:05 PM (Day 2): (Top 1 per Heat + next 3 advance)

**Prelims**

| Pl | Name              | Yr | Team            | Time    | H(Pl) |
|----|-------------------|----|-----------------|---------|-------|
| 16 | MORGAN, PEARL     | FR | CENTRAL METHOD  | 59.19   | 1(4)  |
| 17 | HOLLINS, E'KEISHA | JR | WAYLAND BAPTIS  | 59.22   | 5(5)  |
| 18 | NEALY, TISIAN     | FR | ST. MARY (KAN.) | 59.66   | 3(4)  |
| 19 | BRAIMBRIDGE, AMY  | FR | MCPHERSON       | 59.87   | 4(2)  |
| 20 | SMITH, NIKKI      | FR | COLUMBIA (MO.)  | 59.90   | 5(6)  |
| 21 | MOODY, AYANNA     | SO | INDIANA TECH    | 59.93   | 4(3)  |
| 22 | MARTIN, SHANNON   | FR | CAMPBELLSVILLE  | 1:00.14 | 1(5)  |
| 23 | BANTZ, EMILY      | SR | INDIANA WESLEYA | 1:00.46 | 3(5)  |
| 24 | ENGLE, NATALI     | JR | FRIENDS         | 1:01.45 | 4(4)  |
| 25 | COLBERT, ANGERIKA | JR | LIFE            | 1:01.54 | 4(5)  |
| 26 | WILLIAMS, IMANI   | FR | LIFE            | 1:03.13 | 2(5)  |

**HEAT RESULTS****Prelims**


| Pl                 | Name                 | Yr | Team               | Time    |
|--------------------|----------------------|----|--------------------|---------|
| <b>Heat 1 of 5</b> |                      |    |                    |         |
| 1                  | HYLTON, SHADAE       | JR | SOUTHERN-NO        | 56.71Q  |
| 2                  | MOORE, ALEXIS        | FR | SIENA HEIGHTS      | 57.97q  |
| 3                  | FLOYD, ANALIS        | SO | AQUINAS            | 58.55   |
| 4                  | MORGAN, PEARL        | FR | CENTRAL METHOD     | 59.19   |
| 5                  | MARTIN, SHANNON      | FR | CAMPBELLSVILLE     | 1:00.14 |
| <b>Heat 2 of 5</b> |                      |    |                    |         |
| 1                  | VELGERSDYK, MIRANDA  | JR | DORDT              | 57.26Q  |
| 2                  | SMITH, MOLLY JO      | SR | ST. AMBROSE        | 58.25   |
| 3                  | DEHAVEN-BOYD, ALEXIA | SO | LINDSEY WILSON     | 58.39   |
| 4                  | AYERS, RONNOJA       | JR | GRAND VIEW         | 58.97   |
| 5                  | WILLIAMS, IMANI      | FR | LIFE               | 1:03.13 |
| <b>Heat 3 of 5</b> |                      |    |                    |         |
| 1                  | MOODY, JENNA         | JR | ST. FRANCIS (ILL.) | 55.77Q  |
| 2                  | SMIKLE, KIMONA       | SO | SOUTHERN-NO        | 57.88q  |
| 3                  | WHITE, MONICA        | SO | CARROLL            | 58.45   |
| 4                  | NEALY, TISIAN        | FR | ST. MARY (KAN.)    | 59.66   |
| 5                  | BANTZ, EMILY         | SR | INDIANA WESLEYA    | 1:00.46 |
| <b>Heat 4 of 5</b> |                      |    |                    |         |
| 1                  | BARTH, KARA          | SR | CARROLL            | 58.07Q  |
| 2                  | BRAIMBRIDGE, AMY     | FR | MCPHERSON          | 59.87   |
| 3                  | MOODY, AYANNA        | SO | INDIANA TECH       | 59.93   |
| 4                  | ENGLE, NATALI        | JR | FRIENDS            | 1:01.45 |
| 5                  | COLBERT, ANGERIKA    | JR | LIFE               | 1:01.54 |
| <b>Heat 5 of 5</b> |                      |    |                    |         |
| 1                  | GREEN, SHANTAE       | SO | SOUTHERN-NO        | 57.21Q  |
| 2                  | KENNEDY, PATIENCE    | SO | INDIANA TECH       | 57.76q  |
| 3                  | LAMPE, SARAH         | SR | ST. AMBROSE        | 58.63   |
| 4                  | EHMANN, KEELY        | SO | CARROLL            | 59.02   |

**NAIA INDOOR TRACK & FIELD CHAMPIONSHIPS**

Johnson City, TN  
 David E. Walker Track at Gentry Field  
 Weather: Indoor meet  
 Host: Milligan College  
 3/2/2017 - 3/4/2017

**MEET OFFICIALS**

**Meet Director:**  
 Chris Layne  
**Meet Referee:**  
 Lawhorn, Messenger, Thuber  
**Timing:**  
 www.cfpitiming.com



**OFFICIAL MEET REPORT**  
 printed: 3/4/2017 5:49 PM

**RESULTS****#40 Women's 400 Meters (cont'd)****Prelims**

| Pl | Name              | Yr | Team           | Time  |
|----|-------------------|----|----------------|-------|
| 5  | HOLLINS, E'KEISHA | JR | WAYLAND BAPTIS | 59.22 |
| 6  | SMITH, NIKKI      | FR | COLUMBIA (MO.) | 59.90 |

**#5 Women's 600 Meters**

N NAIA Championship 1:30.49 Elysia Hodges Westmont 3/11/2014

**1:25 PM (Day 3):****Finals**

| Pl | Name                | Yr | Team           | Time    | H(Pl) | Pts |
|----|---------------------|----|----------------|---------|-------|-----|
| 1  | NEEDHAM, TAYLOR     | JR | SOUTHWESTERN ( | 1:33.46 | 2(1)  | 10  |
| 2  | PHIPPS, TARYN       | SR | WESTMONT       | 1:36.07 | 2(2)  | 8   |
| 3  | BLATTNER, KARI      | SO | SOUTHWESTERN ( | 1:36.42 | 1(1)  | 6   |
| 4  | CROSBY, MARJORIE    | SO | TAYLOR         | 1:36.87 | 2(3)  | 5   |
| 5  | MUILENBURG, REBEKAH | SO | NORTHWESTERN ( | 1:37.19 | 1(2)  | 4   |
| 6  | RIDAL, MARIAH       | SR | SIENA HEIGHTS  | 1:37.81 | 2(4)  | 3   |
| 7  | HEUCHERT, RACHEL    | SR | JAMESTOWN      | 1:38.67 | 1(3)  | 2   |
| 8  | HUNDLEY, SHELBY     | SO | FRIENDS        | 1:39.44 | 1(4)  | 1   |

**SECTION RESULTS****Finals**

| Pl                    | Name                | Yr | Team           | Time    |
|-----------------------|---------------------|----|----------------|---------|
| <b>Section 1 of 2</b> |                     |    |                |         |
| 1                     | BLATTNER, KARI      | SO | SOUTHWESTERN ( | 1:36.42 |
| 2                     | MUILENBURG, REBEKAH | SO | NORTHWESTERN ( | 1:37.19 |
| 3                     | HEUCHERT, RACHEL    | SR | JAMESTOWN      | 1:38.67 |
| 4                     | HUNDLEY, SHELBY     | SO | FRIENDS        | 1:39.44 |

**Section 2 of 2**

|   |                  |    |                |         |
|---|------------------|----|----------------|---------|
| 1 | NEEDHAM, TAYLOR  | JR | SOUTHWESTERN ( | 1:33.46 |
| 2 | PHIPPS, TARYN    | SR | WESTMONT       | 1:36.07 |
| 3 | CROSBY, MARJORIE | SO | TAYLOR         | 1:36.87 |
| 4 | RIDAL, MARIAH    | SR | SIENA HEIGHTS  | 1:37.81 |

**2:45 PM (Day 2): (Top 1 per Heat + next 4 advance)****Prelims**


| Pl | Name                | Yr | Team            | Time     | H(Pl) |
|----|---------------------|----|-----------------|----------|-------|
| 1  | NEEDHAM, TAYLOR     | JR | SOUTHWESTERN (  | 1:33.46q | 1(1)  |
| 2  | CROSBY, MARJORIE    | SO | TAYLOR          | 1:34.54q | 1(2)  |
| 3  | PHIPPS, TARYN       | SR | WESTMONT        | 1:35.05q | 3(1)  |
| 4  | MUILENBURG, REBEKAH | SO | NORTHWESTERN (  | 1:35.16q | 3(2)  |
| 5  | RIDAL, MARIAH       | SR | SIENA HEIGHTS   | 1:35.64q | 1(3)  |
| 6  | HEUCHERT, RACHEL    | SR | JAMESTOWN       | 1:35.97q | 1(4)  |
| 7  | BLATTNER, KARI      | SO | SOUTHWESTERN (  | 1:36.08q | 2(1)  |
| 8  | BLACKWELL, BRIANNA  | SR | MIDAMERICA NAZA | 1:36.73  | 2(2)  |
| 9  | ADAMS, DOROTHY      | JR | MISSOURI VALLEY | 1:36.86  | 3(3)  |
| 10 | HUNDLEY, SHELBY     | SO | FRIENDS         | 1:36.91q | 4(1)  |
| 11 | DANIELS, PATRICE    | JR | WAYLAND BAPTIS  | 1:36.97  | 3(4)  |
| 12 | NELL, STEFANI       | SO | OKLAHOMA CITY   | 1:37.17  | 4(2)  |
| 13 | FLORES, ALEXIS      | JR | WAYLAND BAPTIS  | 1:37.27  | 4(3)  |

**NAIA INDOOR TRACK & FIELD CHAMPIONSHIPS**

Johnson City, TN  
 David E. Walker Track at Gentry Field  
 Weather: Indoor meet  
 Host: Milligan College  
 3/2/2017 - 3/4/2017

**MEET OFFICIALS**

**Meet Director:**  
 Chris Layne  
**Meet Referee:**  
 Lawhorn, Messenger, Thuber  
**Timing:**  
 www.cfpitiming.com



**OFFICIAL MEET REPORT**  
 printed: 3/4/2017 5:49 PM

**RESULTS****#5 Women's 600 Meters (cont'd)**

2:45 PM (Day 2): (Top 1 per Heat + next 4 advance)

**Prelims**

| Pl | Name                 | Yr | Team             | Time    | H(Pl) |
|----|----------------------|----|------------------|---------|-------|
| 14 | WILSON, APRIL        | SR | INDIANA TECH     | 1:37.34 | 4(4)  |
| 15 | HOFF-AU, KIANA       | SO | MOUNT MARTY      | 1:37.39 | 1(5)  |
| 16 | BRANNAGAN, KALYN     | SR | DOANE            | 1:37.48 | 2(3)  |
| 17 | BOER, PAYTON         | SO | MORNINGSIDE      | 1:37.79 | 4(5)  |
| 18 | WILGENBURG, JENNA    | SO | DORDT            | 1:37.84 | 4(6)  |
| 19 | PEKEL, BRIANNA       | JR | SIENA HEIGHTS    | 1:37.89 | 3(5)  |
| 20 | VLASIN, MARTI        | SR | CONCORDIA (NEB.) | 1:38.44 | 2(4)  |
| 21 | VANDER POEL, KATHRYN | SO | MOUNT MERCY      | 1:38.45 | 3(6)  |
| 22 | KING, KENNEDY        | JR | GRAND VIEW       | 1:38.78 | 1(6)  |
| 23 | AMBUUL, TERESA       | FR | ST. GREGORY'S    | 1:39.42 | 2(5)  |
| 24 | WALKER, ARDEEN       | FR | MIDAMERICA NAZA  | 1:41.29 | 2(6)  |

**HEAT RESULTS****Prelims**

| Pl                 | Name                 | Yr | Team             | Time     |
|--------------------|----------------------|----|------------------|----------|
| <b>Heat 1 of 4</b> |                      |    |                  |          |
| 1                  | NEEDHAM, TAYLOR      | JR | SOUTHWESTERN (   | 1:33.46Q |
| 2                  | CROSBY, MARJORIE     | SO | TAYLOR           | 1:34.54q |
| 3                  | RIDAL, MARIAH        | SR | SIENA HEIGHTS    | 1:35.64q |
| 4                  | HEUCHERT, RACHEL     | SR | JAMESTOWN        | 1:35.97q |
| 5                  | HOFF-AU, KIANA       | SO | MOUNT MARTY      | 1:37.39  |
| 6                  | KING, KENNEDY        | JR | GRAND VIEW       | 1:38.78  |
| <b>Heat 2 of 4</b> |                      |    |                  |          |
| 1                  | BLATTNER, KARI       | SO | SOUTHWESTERN (   | 1:36.08Q |
| 2                  | BLACKWELL, BRIANNA   | SR | MIDAMERICA NAZA  | 1:36.73  |
| 3                  | BRANNAGAN, KALYN     | SR | DOANE            | 1:37.48  |
| 4                  | VLASIN, MARTI        | SR | CONCORDIA (NEB.) | 1:38.44  |
| 5                  | AMBUUL, TERESA       | FR | ST. GREGORY'S    | 1:39.42  |
| 6                  | WALKER, ARDEEN       | FR | MIDAMERICA NAZA  | 1:41.29  |
| <b>Heat 3 of 4</b> |                      |    |                  |          |
| 1                  | PHIPPS, TARYN        | SR | WESTMONT         | 1:35.05Q |
| 2                  | MUILENBURG, REBEKAH  | SO | NORTHWESTERN (   | 1:35.16q |
| 3                  | ADAMS, DOROTHY       | JR | MISSOURI VALLEY  | 1:36.86  |
| 4                  | DANIELS, PATRICE     | JR | WAYLAND BAPTIS   | 1:36.97  |
| 5                  | PEKEL, BRIANNA       | JR | SIENA HEIGHTS    | 1:37.89  |
| 6                  | VANDER POEL, KATHRYN | SO | MOUNT MERCY      | 1:38.45  |
| <b>Heat 4 of 4</b> |                      |    |                  |          |
| 1                  | HUNDLEY, SHELBY      | SO | FRIENDS          | 1:36.91Q |
| 2                  | NELL, STEFANI        | SO | OKLAHOMA CITY    | 1:37.17  |
| 3                  | FLORES, ALEXIS       | JR | WAYLAND BAPTIS   | 1:37.27  |
| 4                  | WILSON, APRIL        | SR | INDIANA TECH     | 1:37.34  |
| 5                  | BOER, PAYTON         | SO | MORNINGSIDE      | 1:37.79  |
| 6                  | WILGENBURG, JENNA    | SO | DORDT            | 1:37.84  |

# NAIA INDOOR TRACK & FIELD CHAMPIONSHIPS

Johnson City, TN  
David E. Walker Track at Gentry Field  
Weather: Indoor meet  
Host: Milligan College  
3/2/2017 - 3/4/2017

## MEET OFFICIALS

**Meet Director:**  
Chris Layne  
**Meet Referee:**  
Lawhorn, Messenger, Thuber  
**Timing:**  
www.cfpitiming.com



**OFFICIAL MEET REPORT**  
printed: 3/4/2017 5:49 PM

# RESULTS

## #7 Women's 800 Meters

|   |                   |         |                |              |           |                 |
|---|-------------------|---------|----------------|--------------|-----------|-----------------|
| N | NAIA Championship | 2:04.94 | Helen Crofts   | Simon Fraser |           |                 |
| W | World Indoor      | 1:55.82 | Jolanda Ceplak | SLO          |           | Vienna, Austria |
| A | American Indoor   | 1:58.27 | Ajee' Wilson   | adidas       | 2/11/2017 | New York, NY    |
| C | Collegiate Indoor | 2:00.69 | Jazmine Fray   | Texas A&M    | 2/11/2017 | Clemson, SC     |

**2:10 PM (Day 3):**

### Finals

| Pl | Name                | Yr | Team             | Time    | Pts |
|----|---------------------|----|------------------|---------|-----|
| 1  | SEGRAVE, HANNAH     | SR | MILLIGAN         | 2:07.49 | 10  |
| 2  | LANDHUIS, KATIE     | JR | NORTHWESTERN (   | 2:14.23 | 8   |
| 3  | BEEZHOLD, ALEXA     | JR | OLIVET NAZARENE  | 2:15.13 | 6   |
| 4  | WILLIAMS, ELIZABETH | FR | WAYLAND BAPTIS   | 2:15.73 | 5   |
| 5  | CANO, TIFFANY       | SO | WAYLAND BAPTIS   | 2:15.98 | 4   |
| 6  | MALMBORG, JOSEFINE  | SO | KEISER UNIVERSIT | 2:16.06 | 3   |
| 7  | LEWIS, KELSEY       | SR | DORDT            | 2:16.69 | 2   |
| 8  | JENSEN, ARIEL       | JR | LEWIS-CLARK      | 2:17.49 | 1   |

**3:45 PM (Day 2): (Top 2 per Heat + next 4 advance)**

### Prelims

| Pl | Name                | Yr | Team             | Time     | H(Pl) |
|----|---------------------|----|------------------|----------|-------|
| 1  | SEGRAVE, HANNAH     | SR | MILLIGAN         | 2:12.73Q | 2(1)  |
| 2  | BEEZHOLD, ALEXA     | JR | OLIVET NAZARENE  | 2:14.60Q | 2(2)  |
| 3  | LANDHUIS, KATIE     | JR | NORTHWESTERN (   | 2:16.86Q | 1(1)  |
| 4  | MALMBORG, JOSEFINE  | SO | KEISER UNIVERSIT | 2:17.33Q | 1(2)  |
| 5  | LEWIS, KELSEY       | SR | DORDT            | 2:17.49q | 2(3)  |
| 6  | WILLIAMS, ELIZABETH | FR | WAYLAND BAPTIS   | 2:17.70q | 2(4)  |
| 7  | JENSEN, ARIEL       | JR | LEWIS-CLARK      | 2:17.72q | 1(3)  |
| 8  | CANO, TIFFANY       | SO | WAYLAND BAPTIS   | 2:18.33q | 2(5)  |
| 9  | PEACE, MADISON      | SR | CUMBERLANDS      | 2:18.54  | 2(6)  |
| 10 | BROWN-DIVAN, KARLEY | SR | OLIVET NAZARENE  | 2:18.81  | 1(4)  |
| 11 | WOODALL, NICOLE     | SR | ST. AMBROSE      | 2:20.77  | 2(7)  |
| 12 | GALLAGHER, KARLIE   | JR | MADONNA          | 2:23.26  | 1(5)  |
| 13 | PETRAS, MARLEIGH    | JR | CARDINAL STRITC  | 2:27.98  | 1(6)  |

## HEAT RESULTS

### Prelims


| Pl                 | Name                | Yr | Team             | Time     |
|--------------------|---------------------|----|------------------|----------|
| <b>Heat 1 of 2</b> |                     |    |                  |          |
| 1                  | LANDHUIS, KATIE     | JR | NORTHWESTERN (   | 2:16.86Q |
| 2                  | MALMBORG, JOSEFINE  | SO | KEISER UNIVERSIT | 2:17.33Q |
| 3                  | JENSEN, ARIEL       | JR | LEWIS-CLARK      | 2:17.72q |
| 4                  | BROWN-DIVAN, KARLEY | SR | OLIVET NAZARENE  | 2:18.81  |
| 5                  | GALLAGHER, KARLIE   | JR | MADONNA          | 2:23.26  |
| 6                  | PETRAS, MARLEIGH    | JR | CARDINAL STRITC  | 2:27.98  |
| <b>Heat 2 of 2</b> |                     |    |                  |          |
| 1                  | SEGRAVE, HANNAH     | SR | MILLIGAN         | 2:12.73Q |
| 2                  | BEEZHOLD, ALEXA     | JR | OLIVET NAZARENE  | 2:14.60Q |
| 3                  | LEWIS, KELSEY       | SR | DORDT            | 2:17.49q |

**NAIA INDOOR TRACK & FIELD CHAMPIONSHIPS**

Johnson City, TN  
 David E. Walker Track at Gentry Field  
 Weather: Indoor meet  
 Host: Milligan College  
 3/2/2017 - 3/4/2017

**MEET OFFICIALS**

**Meet Director:**  
 Chris Layne  
**Meet Referee:**  
 Lawhorn, Messenger, Thuber  
**Timing:**  
 www.cfpitiming.com



**OFFICIAL MEET REPORT**  
 printed: 3/4/2017 5:49 PM

**RESULTS****#7 Women's 800 Meters (cont'd)****Prelims**

| Pl | Name                | Yr | Team           | Time     |
|----|---------------------|----|----------------|----------|
| 4  | WILLIAMS, ELIZABETH | FR | WAYLAND BAPTIS | 2:17.70q |
| 5  | CANO, TIFFANY       | SO | WAYLAND BAPTIS | 2:18.33q |
| 6  | PEACE, MADISON      | SR | CUMBERLANDS    | 2:18.54  |
| 7  | WOODALL, NICOLE     | SR | ST. AMBROSE    | 2:20.77  |

**#9 Women's 1000 Meters**

N NAIA Championship 2:45.81 Hanna Hermansson Marymount

**2:25 PM (Day 3):****Finals**

| Pl | Name            | Yr | Team             | Time    | Pts |
|----|-----------------|----|------------------|---------|-----|
| 1  | SIGAFOOSE, ADRI | JR | AQUINAS          | 2:50.74 | 10  |
| 2  | SHIELDS, ANNA   | SO | POINT PARK       | 2:51.80 | 8   |
| 3  | MOORE, SARA     | SR | OKLAHOMA CITY    | 2:55.24 | 6   |
| 4  | BOSCH, KATIE    | JR | NORTHWESTERN (   | 2:56.64 | 5   |
| 5  | MUMM, MICHELLE  | JR | MORNINGSIDE      | 2:58.04 | 4   |
| 6  | JOURDAN, ASHLEY | SR | TRINITY CHRISTIA | 2:58.10 | 3   |
| 7  | ESPOSITO, LEAH  | SR | CARROLL          | 3:01.49 | 2   |
| 8  | RUSSO, ASHLEY   | JR | SIENA HEIGHTS    | 3:04.30 | 1   |

**4:15 PM (Day 2): (Top 2 per Heat + next 2 advance)****Prelims**

| Pl | Name              | Yr | Team               | Time     | H(Pl) |
|----|-------------------|----|--------------------|----------|-------|
| 1  | SHIELDS, ANNA     | SO | POINT PARK         | 2:52.08Q | 3(1)  |
| 2  | SIGAFOOSE, ADRI   | JR | AQUINAS            | 2:55.86Q | 2(1)  |
| 3  | MOORE, SARA       | SR | OKLAHOMA CITY      | 2:55.98Q | 1(1)  |
| 4  | ESPOSITO, LEAH    | SR | CARROLL            | 2:56.18Q | 1(2)  |
| 5  | RUSSO, ASHLEY     | JR | SIENA HEIGHTS      | 2:57.52Q | 2(2)  |
| 6  | BOSCH, KATIE      | JR | NORTHWESTERN (     | 2:57.76q | 1(3)  |
| 7  | MUMM, MICHELLE    | JR | MORNINGSIDE        | 2:58.12Q | 3(2)  |
| 8  | JOURDAN, ASHLEY   | SR | TRINITY CHRISTIA   | 2:58.29q | 1(4)  |
| 9  | VAN ZEE, JUSTINE  | SR | DORDT              | 2:58.81  | 3(3)  |
| 10 | HUNSAKER, HANNAH  | JR | BIOLA              | 2:59.57  | 2(3)  |
| 11 | SOSA, SILVIA      | JR | WAYLAND BAPTIS     | 2:59.81  | 2(4)  |
| 12 | WATKINS, NICOLE   | SR | ST. XAVIER         | 3:01.30  | 2(5)  |
| 13 | SMALLFOOT, KYLEE  | JR | MIDLAND            | 3:02.02  | 1(5)  |
| 14 | BLAGG, RACHEL     | SO | TAYLOR             | 3:03.12  | 3(4)  |
| 15 | FIFIELD, MACALA   | JR | CARROLL            | 3:03.97  | 3(5)  |
| 16 | LOPEZ, LESLEY     | JR | ST. FRANCIS (ILL.) | 3:05.78  | 1(6)  |
| 17 | GLENCROSS, LAUREN | SO | COLUMBIA (S.C.)    | 3:06.68  | 2(6)  |
| 18 | HAAS, KATLYN      | FR | MILLIGAN           | 3:06.79  | 3(6)  |

**HEAT RESULTS****Prelims**

| Pl                 | Name        | Yr | Team          | Time     |
|--------------------|-------------|----|---------------|----------|
| <b>Heat 1 of 3</b> |             |    |               |          |
| 1                  | MOORE, SARA | SR | OKLAHOMA CITY | 2:55.98Q |

# NAIA INDOOR TRACK & FIELD CHAMPIONSHIPS

Johnson City, TN  
David E. Walker Track at Gentry Field  
Weather: Indoor meet  
Host: Milligan College  
3/2/2017 - 3/4/2017

## MEET OFFICIALS

**Meet Director:**  
Chris Layne  
**Meet Referee:**  
Lawhorn, Messenger, Thuber  
**Timing:**  
www.cfpitiming.com



**OFFICIAL MEET REPORT**  
printed: 3/4/2017 5:49 PM

# RESULTS

## #9 Women's 1000 Meters (cont'd)

### Prelims

| Pl | Name             | Yr | Team               | Time     |
|----|------------------|----|--------------------|----------|
| 2  | ESPOSITO, LEAH   | SR | CARROLL            | 2:56.18Q |
| 3  | BOSCH, KATIE     | JR | NORTHWESTERN (     | 2:57.76q |
| 4  | JOURDAN, ASHLEY  | SR | TRINITY CHRISTIA   | 2:58.29q |
| 5  | SMALLFOOT, KYLEE | JR | MIDLAND            | 3:02.02  |
| 6  | LOPEZ, LESLEY    | JR | ST. FRANCIS (ILL.) | 3:05.78  |

### Heat 2 of 3

|   |                   |    |                 |          |
|---|-------------------|----|-----------------|----------|
| 1 | SIGAFOOSE, ADRI   | JR | AQUINAS         | 2:55.86Q |
| 2 | RUSSO, ASHLEY     | JR | SIENA HEIGHTS   | 2:57.52Q |
| 3 | HUNSAKER, HANNAH  | JR | BIOLA           | 2:59.57  |
| 4 | SOSA, SILVIA      | JR | WAYLAND BAPTIS  | 2:59.81  |
| 5 | WATKINS, NICOLE   | SR | ST. XAVIER      | 3:01.30  |
| 6 | GLENCROSS, LAUREN | SO | COLUMBIA (S.C.) | 3:06.68  |

### Heat 3 of 3

|   |                  |    |             |          |
|---|------------------|----|-------------|----------|
| 1 | SHIELDS, ANNA    | SO | POINT PARK  | 2:52.08Q |
| 2 | MUMM, MICHELLE   | JR | MORNINGSIDE | 2:58.12Q |
| 3 | VAN ZEE, JUSTINE | SR | DORDT       | 2:58.81  |
| 4 | BLAGG, RACHEL    | SO | TAYLOR      | 3:03.12  |
| 5 | FIFIELD, MACALA  | JR | CARROLL     | 3:03.97  |
| 6 | HAAS, KATLYN     | FR | MILLIGAN    | 3:06.79  |

## #11 Women's 1 Mile Run

|   |                   |         |                        |                  |           |                  |
|---|-------------------|---------|------------------------|------------------|-----------|------------------|
| N | NAIA Championship | 4:37.26 | Hannah Fields (Helker) | Oklahoma Baptist | 2015      |                  |
| W | World Indoor      | 4:13.31 | Genzebe Dibaba         | ETH              | 2/17/2016 | Stockholm, SWE   |
| A | American Indoor   | 4:20.0h | Mary Slaney            | Athletics West   | 2/19/1982 | San Diego, CA    |
| C | Collegiate Indoor | 4:25.91 | Jenny Barringer        | Colorado         | 2/28/2009 | College Station, |

### 12:25 PM (Day 3):


| Pl | Name             | Yr | Team               | Time    | Pts |
|----|------------------|----|--------------------|---------|-----|
| 1  | OLOWORA, AMINAT  | SO | OKLAHOMA CITY      | 4:48.01 | 10  |
| 2  | SHIELDS, ANNA    | SO | POINT PARK         | 4:51.39 | 8   |
| 3  | ESPOSITO, LEAH   | SR | CARROLL            | 4:57.62 | 6   |
| 4  | PERKINSON, JESSA | SO | SOUTHERN OREG      | 4:58.16 | 5   |
| 5  | TREMAINE, AUDREY | SR | CORNERSTONE        | 5:03.88 | 4   |
| 6  | MORENO, LORENA   | JR | ST. MARY (KAN.)    | 5:04.15 | 3   |
| 7  | MCBEATH, SARAH   | SR | INDIANA WESLEYA    | 5:04.83 | 2   |
| 8  | WILSON, LYDIA    | FR | MONTREAT           | 5:06.75 | 1   |
| 9  | KNOTT, ASHLEE    | JR | ST. FRANCIS (ILL.) | 5:13.43 |     |
| 10 | CASSAR, BROOKE   | JR | OKLAHOMA CITY      | 5:20.62 |     |

**NAIA INDOOR TRACK & FIELD CHAMPIONSHIPS**

Johnson City, TN  
 David E. Walker Track at Gentry Field  
 Weather: Indoor meet  
 Host: Milligan College  
 3/2/2017 - 3/4/2017

**MEET OFFICIALS**

**Meet Director:**  
 Chris Layne  
**Meet Referee:**  
 Lawhorn, Messenger, Thuber  
**Timing:**  
 www.cfpitiming.com



**OFFICIAL MEET REPORT**  
 printed: 3/4/2017 5:49 PM

**RESULTS****#13 Women's 3000 Meters**

|   |                   |         |                  |                  |           |                  |
|---|-------------------|---------|------------------|------------------|-----------|------------------|
| N | NAIA Championship | 9:30.06 | Miriam Kaumba    | Oklahoma Baptist |           |                  |
| W | World Indoor      | 8:23.72 | Meseret Defar    | ETH              |           | Stuttgart,       |
| A | American Indoor   | 8:33.25 | Shalane Flanagan | Nike             | 1/27/2007 | Boston, MA       |
| C | Collegiate Indoor | 8:42.03 | Jenny Barringer  | Colorado         | 2/14/2009 | College Station, |

**2:45 PM (Day 3):****Finals**

| Pl | Name                   | Yr | Team            | Time     | Pts |
|----|------------------------|----|-----------------|----------|-----|
| 1  | OLOWORA, AMINAT        | SO | OKLAHOMA CITY   | 9:46.78  | 10  |
| 2  | DAWSON, LYNDEE         | JR | BIOLA           | 9:48.41  | 8   |
| 3  | KEARNEY, EMILY         | FR | SCAD ATLANTA    | 9:48.73  | 6   |
| 4  | DEWISPELARE, MARISSA   | SR | DOANE           | 9:54.22  | 5   |
| 5  | MATO, LYDIA            | SR | OKLAHOMA CITY   | 9:57.62  | 4   |
| 6  | MUNDEL, SAMANTHA       | SO | CARROLL         | 9:57.85  | 3   |
| 7  | VITALE-SULLIVAN, MOLLY | FR | COLLEGE OF IDAH | 9:59.00  | 2   |
| 8  | LEIGHTON, LUCY         | SR | BENEDICTINE (KA | 10:11.52 | 1   |
| 9  | SHEPHERD, TIFFANY      | SR | MORNINGSIDE     | 10:16.99 |     |
| 10 | ROBINSON, JACQUELYN    | JR | MILLIGAN        | 10:20.71 |     |
| 11 | KLOPFENSTEIN, LILA     | SR | COLLEGE OF IDAH | 10:23.99 |     |
| 12 | BUCHMAN, ELISE         | SR | BENEDICTINE (KA | 10:28.12 |     |

**4:55 PM (Day 2): (Top 4 per Heat + next 4 advance)****Prelims**

| Pl | Name                   | Yr | Team            | Time      | H(Pl) |
|----|------------------------|----|-----------------|-----------|-------|
| 1  | KEARNEY, EMILY         | FR | SCAD ATLANTA    | 10:14.45Q | 1(1)  |
| 2  | MUNDEL, SAMANTHA       | SO | CARROLL         | 10:19.25Q | 1(2)  |
| 3  | OLOWORA, AMINAT        | SO | OKLAHOMA CITY   | 10:19.29Q | 2(1)  |
| 4  | MATO, LYDIA            | SR | OKLAHOMA CITY   | 10:19.62Q | 2(2)  |
| 5  | DEWISPELARE, MARISSA   | SR | DOANE           | 10:20.35Q | 2(3)  |
| 6  | KLOPFENSTEIN, LILA     | SR | COLLEGE OF IDAH | 10:20.90Q | 2(4)  |
| 7  | VITALE-SULLIVAN, MOLLY | FR | COLLEGE OF IDAH | 10:21.27Q | 1(3)  |
| 8  | SHEPHERD, TIFFANY      | SR | MORNINGSIDE     | 10:21.41q | 2(5)  |
| 9  | DAWSON, LYNDEE         | JR | BIOLA           | 10:21.67Q | 1(4)  |
| 10 | LEIGHTON, LUCY         | SR | BENEDICTINE (KA | 10:22.02q | 2(6)  |
| 11 | ROBINSON, JACQUELYN    | JR | MILLIGAN        | 10:29.05q | 2(7)  |
| 12 | BUCHMAN, ELISE         | SR | BENEDICTINE (KA | 10:35.57q | 1(5)  |
| 13 | OGILVIE, SYDNI         | JR | SOUTHEASTERN U  | 10:47.33  | 1(6)  |
| 14 | KROHN, ERIN            | FR | MIDAMERICA NAZA | 10:56.30  | 1(7)  |
| 15 | SHANLEY, KAYLEE        | SO | MIDAMERICA NAZA | 11:09.05  | 2(7)  |
|    | CASSAR, BROOKE         | JR | OKLAHOMA CITY   | DNS       | 1     |

**HEAT RESULTS****Prelims**

| Pl                 | Name                   | Yr | Team            | Time      |
|--------------------|------------------------|----|-----------------|-----------|
| <b>Heat 1 of 2</b> |                        |    |                 |           |
| 1                  | KEARNEY, EMILY         | FR | SCAD ATLANTA    | 10:14.45Q |
| 2                  | MUNDEL, SAMANTHA       | SO | CARROLL         | 10:19.25Q |
| 3                  | VITALE-SULLIVAN, MOLLY | FR | COLLEGE OF IDAH | 10:21.27Q |




**NAIA INDOOR TRACK & FIELD CHAMPIONSHIPS**

Johnson City, TN  
 David E. Walker Track at Gentry Field  
 Weather: Indoor meet  
 Host: Milligan College  
 3/2/2017 - 3/4/2017

**MEET OFFICIALS**

**Meet Director:**  
 Chris Layne  
**Meet Referee:**  
 Lawhorn, Messenger, Thuber  
**Timing:**  
 www.cfpitiming.com



**OFFICIAL MEET REPORT**  
 printed: 3/4/2017 5:49 PM

**RESULTS****#13 Women's 3000 Meters (cont'd)****Prelims**

| Pl | Name           | Yr | Team            | Time      |
|----|----------------|----|-----------------|-----------|
| 4  | DAWSON, LYNDEE | JR | BIOLA           | 10:21.67Q |
| 5  | BUCHMAN, ELISE | SR | BENEDICTINE (KA | 10:35.57q |
| 6  | OGILVIE, SYDNI | JR | SOUTHEASTERN U  | 10:47.33  |
| 7  | KROHN, ERIN    | FR | MIDAMERICA NAZA | 10:56.30  |
|    | CASSAR, BROOKE | JR | OKLAHOMA CITY   | DNS       |

**Heat 2 of 2**

|   |                      |    |                 |           |
|---|----------------------|----|-----------------|-----------|
| 1 | OLOWORA, AMINAT      | SO | OKLAHOMA CITY   | 10:19.29Q |
| 2 | MATO, LYDIA          | SR | OKLAHOMA CITY   | 10:19.62Q |
| 3 | DEWISPELARE, MARISSA | SR | DOANE           | 10:20.35Q |
| 4 | KLOPFENSTEIN, LILA   | SR | COLLEGE OF IDAH | 10:20.90Q |
| 5 | SHEPHERD, TIFFANY    | SR | MORNINGSIDE     | 10:21.41q |
| 6 | LEIGHTON, LUCY       | SR | BENEDICTINE (KA | 10:22.02q |
| 7 | ROBINSON, JACQUELYN  | JR | MILLIGAN        | 10:29.05q |
| 7 | SHANLEY, KAYLEE      | SO | MIDAMERICA NAZA | 11:09.05  |

**#15 Women's 5000 Meters**

|   |                   |          |                  |                  |           |                  |
|---|-------------------|----------|------------------|------------------|-----------|------------------|
| N | NAIA Championship | 16:20.97 | Mirian Kaumba    | Oklahoma Baptist | 2005      | Johnson City, TN |
| W | World Indoor      | 14:18.86 | Genzebe Dibaba   | ETH              | 2/19/2015 | Stockholm,       |
| A | American Indoor   | 14:47.52 | Shalane Flanagan | Nike             | 2/7/2009  | Boston, MA       |
| C | Collegiate Indoor | 15:12.22 | Emily Sisson     | Providence       | 2/28/2015 | New York, NY     |

**3:35 PM (Day 3):****Finals**

| Pl | Name                | Yr | Team            | Time     | Pts |
|----|---------------------|----|-----------------|----------|-----|
| 1  | WILLGING, ELLIE     | JR | ST. XAVIER      | 17:01.94 | 10  |
| 2  | JOHNSTON, STEPHANIE | JR | CONCORDIA (MICH | 17:14.96 | 8   |
| 3  | MATO, LYDIA         | SR | OKLAHOMA CITY   | 17:24.20 | 6   |
| 4  | MIDDAUGH, KATHY     | SR | AQUINAS         | 17:26.61 | 5   |
| 5  | JEMELI, JACKLINE    | SO | WAYLAND BAPTIS  | 17:29.64 | 4   |
| 6  | WERNER, MICHAELA    | JR | OKLAHOMA CITY   | 17:31.08 | 3   |
| 7  | VAN CALCAR, GRETA   | FR | SCAD ATLANTA    | 17:31.95 | 2   |
| 8  | YOUNG, ARIEL        | SO | OHIO CHRISTIAN  | 17:41.27 | 1   |
| 9  | REID, JANIE         | JR | CARROLL         | 17:48.90 |     |
| 10 | KAster, JULIA       | SO | SOUTHEASTERN U  | 17:58.02 |     |
| 11 | LOPEZ, SELENE       | SR | WAYLAND BAPTIS  | 18:02.66 |     |
| 12 | POSTHUMA, MORGAN    | SO | DAVENPORT       | 18:53.67 |     |

**4:00 PM (Day 1): (Top 4 per Heat + next 4 advance)****Prelims**

| Pl | Name                | Yr | Team            | Time      | H(Pl) |
|----|---------------------|----|-----------------|-----------|-------|
| 1  | WILLGING, ELLIE     | JR | ST. XAVIER      | 17:30.25Q | 2(1)  |
| 2  | JOHNSTON, STEPHANIE | JR | CONCORDIA (MICH | 17:35.75Q | 1(1)  |
| 3  | MIDDAUGH, KATHY     | SR | AQUINAS         | 17:37.77Q | 1(2)  |
| 4  | VAN CALCAR, GRETA   | FR | SCAD ATLANTA    | 17:38.37Q | 1(3)  |
| 5  | MATO, LYDIA         | SR | OKLAHOMA CITY   | 17:40.11Q | 1(4)  |
| 6  | JEMELI, JACKLINE    | SO | WAYLAND BAPTIS  | 17:41.16Q | 2(2)  |
| 7  | YOUNG, ARIEL        | SO | OHIO CHRISTIAN  | 17:41.39Q | 2(3)  |

# NAIA INDOOR TRACK & FIELD CHAMPIONSHIPS

Johnson City, TN  
David E. Walker Track at Gentry Field  
Weather: Indoor meet  
Host: Milligan College  
3/2/2017 - 3/4/2017

## MEET OFFICIALS

**Meet Director:**  
Chris Layne  
**Meet Referee:**  
Lawhorn, Messenger, Thuber  
**Timing:**  
www.cfpitiming.com



**OFFICIAL MEET REPORT**  
printed: 3/4/2017 5:49 PM

# RESULTS

## #15 Women's 5000 Meters (cont'd)

4:00 PM (Day 1): (Top 4 per Heat + next 4 advance)

### Prelims

| Pl | Name              | Yr | Team            | Time      | H(Pl) |
|----|-------------------|----|-----------------|-----------|-------|
| 8  | WERNER, MICHAELA  | JR | OKLAHOMA CITY   | 17:43.77q | 1(5)  |
| 9  | KASTER, JULIA     | SO | SOUTHEASTERN U  | 17:49.43q | 1(6)  |
| 10 | REID, JANIE       | JR | CARROLL         | 17:51.54Q | 2(4)  |
| 11 | POSTHUMA, MORGAN  | SO | DAVENPORT       | 17:53.05q | 1(7)  |
| 12 | LOPEZ, SELENE     | SR | WAYLAND BAPTIS  | 17:55.63q | 1(8)  |
| 13 | RANSOM, EMILY     | SO | BIOLA           | 17:55.68  | 1(9)  |
| 14 | HAVRANEK, ANNA    | JR | SHAWNEE STATE   | 17:58.43  | 1(10) |
| 15 | CROY, STEPHANIE   | JR | BIOLA           | 17:59.06  | 2(5)  |
| 16 | RAY, SARAH        | SR | OLIVET NAZARENE | 18:04.57  | 2(6)  |
| 17 | GUARNACCIA, KATIE | JR | POINT PARK      | 18:09.09  | 2(7)  |
| 18 | SOPER, ELIZABETH  | SR | OLIVET NAZARENE | 18:13.24  | 2(8)  |
| 19 | CHERONO, JACKLINE | FR | WAYLAND BAPTIS  | 18:15.17  | 1(11) |
| 20 | WILSON, LYDIA     | FR | MONTREAT        | 18:20.47  | 2(9)  |
| 21 | FADER, RILEY      | SO | COLUMBIA (MO.)  | 18:23.68  | 2(10) |
| 22 | WILLIAMS, EMILY   | SR | WESTMONT        | 18:35.55  | 2(11) |
| 23 | DOWNEY, SIERRA    | FR | ST. XAVIER      | 18:36.98  | 2(12) |
| 24 | HARPER, VICTORIA  | SO | SPRING ARBOR    | 18:40.96  | 1(12) |
| 25 | ARELLANO, RAVEN   | SO | GRACE           | 18:51.71  | 1(13) |
| 26 | CLARK, CAITLIN    | SO | SPRING ARBOR    | 19:05.80  | 2(13) |

## HEAT RESULTS

### Prelims

| Pl                 | Name                | Yr | Team             | Time      |
|--------------------|---------------------|----|------------------|-----------|
| <b>Heat 1 of 2</b> |                     |    |                  |           |
| 1                  | JOHNSTON, STEPHANIE | JR | CONCORDIA (MICH) | 17:35.75Q |
| 2                  | MIDDAUGH, KATHY     | SR | AQUINAS          | 17:37.77Q |
| 3                  | VAN CALCAR, GRETA   | FR | SCAD ATLANTA     | 17:38.37Q |
| 4                  | MATO, LYDIA         | SR | OKLAHOMA CITY    | 17:40.11Q |
| 5                  | WERNER, MICHAELA    | JR | OKLAHOMA CITY    | 17:43.77q |
| 6                  | KASTER, JULIA       | SO | SOUTHEASTERN U   | 17:49.43q |
| 7                  | POSTHUMA, MORGAN    | SO | DAVENPORT        | 17:53.05q |
| 8                  | LOPEZ, SELENE       | SR | WAYLAND BAPTIS   | 17:55.63q |
| 9                  | RANSOM, EMILY       | SO | BIOLA            | 17:55.68  |
| 10                 | HAVRANEK, ANNA      | JR | SHAWNEE STATE    | 17:58.43  |
| 11                 | CHERONO, JACKLINE   | FR | WAYLAND BAPTIS   | 18:15.17  |
| 12                 | HARPER, VICTORIA    | SO | SPRING ARBOR     | 18:40.96  |
| 13                 | ARELLANO, RAVEN     | SO | GRACE            | 18:51.71  |

### Heat 2 of 2


|   |                  |    |                 |           |
|---|------------------|----|-----------------|-----------|
| 1 | WILLGING, ELLIE  | JR | ST. XAVIER      | 17:30.25Q |
| 2 | JEMELI, JACKLINE | SO | WAYLAND BAPTIS  | 17:41.16Q |
| 3 | YOUNG, ARIEL     | SO | OHIO CHRISTIAN  | 17:41.39Q |
| 4 | REID, JANIE      | JR | CARROLL         | 17:51.54Q |
| 5 | CROY, STEPHANIE  | JR | BIOLA           | 17:59.06  |
| 6 | RAY, SARAH       | SR | OLIVET NAZARENE | 18:04.57  |

**NAIA INDOOR TRACK & FIELD CHAMPIONSHIPS**

Johnson City, TN  
 David E. Walker Track at Gentry Field  
 Weather: Indoor meet  
 Host: Milligan College  
 3/2/2017 - 3/4/2017

**MEET OFFICIALS**

**Meet Director:**  
 Chris Layne  
**Meet Referee:**  
 Lawhorn, Messenger, Thuber  
**Timing:**  
 www.cfpitiming.com



**OFFICIAL MEET REPORT**  
 printed: 3/4/2017 5:49 PM

**RESULTS****#15 Women's 5000 Meters (cont'd)****Prelims**

| Pl | Name              | Yr | Team            | Time     |
|----|-------------------|----|-----------------|----------|
| 7  | GUARNACCIA, KATIE | JR | POINT PARK      | 18:09.09 |
| 8  | SOPER, ELIZABETH  | SR | OLIVET NAZARENE | 18:13.24 |
| 9  | WILSON, LYDIA     | FR | MONTREAT        | 18:20.47 |
| 10 | FADER, RILEY      | SO | COLUMBIA (MO.)  | 18:23.68 |
| 11 | WILLIAMS, EMILY   | SR | WESTMONT        | 18:35.55 |
| 12 | DOWNEY, SIERRA    | FR | ST. XAVIER      | 18:36.98 |
| 13 | CLARK, CAITLIN    | SO | SPRING ARBOR    | 19:05.80 |

**#17 Women's 60m Hurdles**

| Pl | Name              | Yr   | Team            | Time             | H(Pl)     | Pts         |
|----|-------------------|------|-----------------|------------------|-----------|-------------|
| N  | NAIA Championship | 8.31 | Akela Jones     | Oklahoma Baptist |           |             |
| W  | World Indoor      | 7.68 | Susanna Kallur  | SWE              | 2/10/2008 | Karlsruhe,  |
| A  | American Indoor   | 7.72 | Lolo Jones      | Asics            | 3/13/2010 | Doha, Qatar |
| C  | Collegiate Indoor | 7.78 | Brianna Rollins | Clemson          | 1/12/2013 | Clemson, SC |

**12:45 PM (Day 3):****Finals**

| Pl | Name                | Yr | Team            | Time | H(Pl) | Pts |
|----|---------------------|----|-----------------|------|-------|-----|
| 1  | BRISCOE, TELECIA    | FR | WAYLAND BAPTIS  | 8.54 | 2(1)  | 10  |
| 2  | LOWMAN, SHERITA     | FR | INDIANA TECH    | 8.72 | 2(2)  | 8   |
| 3  | BAKER, CHELSEA      | JR | FRIENDS         | 8.74 | 2(3)  | 6   |
| 4  | BUSHKOFISKY, KRISTA | SR | CLARKE          | 8.81 | 1(1)  | 5   |
| 5  | KING, ALEX          | SR | AQUINAS         | 8.86 | 1(2)  | 4   |
| 6  | KRANTZ, JAILYN      | SO | INDIANA WESLEYA | 8.89 | 1(3)  | 3   |
| 7  | TAYLOR, JAQUEL      | JR | INDIANA TECH    | 8.99 | 2(4)  | 2   |
| 8  | DESIRA, TORI        | SR | AQUINAS         | 9.07 | 1(4)  | 1   |

**SECTION RESULTS****Finals**

| Pl                    | Name                | Yr | Team            | Time |
|-----------------------|---------------------|----|-----------------|------|
| <b>Section 1 of 2</b> |                     |    |                 |      |
| 1                     | BUSHKOFISKY, KRISTA | SR | CLARKE          | 8.81 |
| 2                     | KING, ALEX          | SR | AQUINAS         | 8.86 |
| 3                     | KRANTZ, JAILYN      | SO | INDIANA WESLEYA | 8.89 |
| 4                     | DESIRA, TORI        | SR | AQUINAS         | 9.07 |
| <b>Section 2 of 2</b> |                     |    |                 |      |
| 1                     | BRISCOE, TELECIA    | FR | WAYLAND BAPTIS  | 8.54 |
| 2                     | LOWMAN, SHERITA     | FR | INDIANA TECH    | 8.72 |
| 3                     | BAKER, CHELSEA      | JR | FRIENDS         | 8.74 |
| 4                     | TAYLOR, JAQUEL      | JR | INDIANA TECH    | 8.99 |

**1:35 PM (Day 2): (Top 1 per Heat + next 3 advance)****Prelims**

| Pl | Name                | Yr | Team           | Time  | H(Pl) |
|----|---------------------|----|----------------|-------|-------|
| 1  | BRISCOE, TELECIA    | FR | WAYLAND BAPTIS | 8.59Q | 3(1)  |
| 2  | LOWMAN, SHERITA     | FR | INDIANA TECH   | 8.78Q | 5(1)  |
| 3  | TAYLOR, JAQUEL      | JR | INDIANA TECH   | 8.79Q | 2(1)  |
| 4  | BUSHKOFISKY, KRISTA | SR | CLARKE         | 8.82q | 2(2)  |
| 5  | KING, ALEX          | SR | AQUINAS        | 8.87Q | 1(1)  |

# NAIA INDOOR TRACK & FIELD CHAMPIONSHIPS

Johnson City, TN  
David E. Walker Track at Gentry Field  
Weather: Indoor meet  
Host: Milligan College  
3/2/2017 - 3/4/2017

## MEET OFFICIALS

**Meet Director:**  
Chris Layne  
**Meet Referee:**  
Lawhorn, Messenger, Thuber  
**Timing:**  
www.cfpitiming.com



**OFFICIAL MEET REPORT**  
printed: 3/4/2017 5:49 PM

# RESULTS

## #17 Women's 60m Hurdles (cont'd)

1:35 PM (Day 2): (Top 1 per Heat + next 3 advance)

### Prelims

| Pl | Name                | Yr | Team            | Time  | H(Pl) |
|----|---------------------|----|-----------------|-------|-------|
| 5  | BAKER, CHELSEA      | JR | FRIENDS         | 8.87Q | 4(1)  |
| 5  | DESIRA, TORI        | SR | AQUINAS         | 8.87q | 5(2)  |
| 8  | KRANTZ, JAILYN      | SO | INDIANA WESLEYA | 8.89q | 3(2)  |
| 9  | CORREIA, LEONDRA    | FR | INDIANA TECH    | 8.94  | 4(2)  |
| 10 | BRAMHALL, RACHEL    | SR | DOANE           | 8.95  | 1(2)  |
| 11 | SAKEUH, PLENSEH-TAY | SO | TAYLOR          | 9.00  | 1(3)  |
| 12 | PARKER, KARIS       | JR | WAYLAND BAPTIS  | 9.01  | 4(3)  |
| 13 | GEORGE, JALACIA     | SO | INDIANA TECH    | 9.07  | 1(4)  |
| 14 | BALLARD, ERIONA     | JR | INDIANA TECH    | 9.09  | 4(4)  |
| 15 | SIMPSON, LARIAH     | SR | INDIANA TECH    | 9.12  | 2(3)  |
| 16 | BERKS, OLIVIA       | FR | HASTINGS        | 9.13  | 3(3)  |
| 17 | BROWN, AMORE        | SO | AQUINAS         | 9.16  | 3(4)  |
| 17 | RAMIREZ, JENNIFER   | FR | OUR LADY OF THE | 9.16  | 5(3)  |
| 19 | ROMINE, SYDNEY      | FR | BRENAU          | 9.17  | 1(5)  |
| 20 | HAMILTON, DIMETREA  | FR | GRAND VIEW      | 9.19  | 5(4)  |
| 21 | ROMAIN, MIKI        | FR | OUR LADY OF THE | 9.20  | 5(5)  |
| 22 | MOSELEY, AYANNA     | SR | INDIANA TECH    | 9.21  | 2(4)  |
| 23 | MILLER, JESSICA     | FR | BETHEL (IND.)   | 9.25  | 2(5)  |
| 24 | DUOS, RECEVA        | JR | MOUNT MERCY     | 9.30  | 1(6)  |
| 25 | WILLIAMS, SHENELL   | FR | MOUNT VERNON N  | 9.32  | 2(6)  |
| 26 | WIETZKI, JORDAN     | SR | DOANE           | 9.33  | 4(5)  |
| 27 | DEROSIER, TAMIA     | FR | INDIANA TECH    | 9.75  | 3(5)  |

## HEAT RESULTS

### Prelims

| Pl                 | Name                | Yr | Team            | Time  |
|--------------------|---------------------|----|-----------------|-------|
| <b>Heat 1 of 5</b> |                     |    |                 |       |
| 1                  | KING, ALEX          | SR | AQUINAS         | 8.87Q |
| 2                  | BRAMHALL, RACHEL    | SR | DOANE           | 8.95  |
| 3                  | SAKEUH, PLENSEH-TAY | SO | TAYLOR          | 9.00  |
| 4                  | GEORGE, JALACIA     | SO | INDIANA TECH    | 9.07  |
| 5                  | ROMINE, SYDNEY      | FR | BRENAU          | 9.17  |
| 6                  | DUOS, RECEVA        | JR | MOUNT MERCY     | 9.30  |
| <b>Heat 2 of 5</b> |                     |    |                 |       |
| 1                  | TAYLOR, JAQUEL      | JR | INDIANA TECH    | 8.79Q |
| 2                  | BUSHKOFSKY, KRISTA  | SR | CLARKE          | 8.82q |
| 3                  | SIMPSON, LARIAH     | SR | INDIANA TECH    | 9.12  |
| 4                  | MOSELEY, AYANNA     | SR | INDIANA TECH    | 9.21  |
| 5                  | MILLER, JESSICA     | FR | BETHEL (IND.)   | 9.25  |
| 6                  | WILLIAMS, SHENELL   | FR | MOUNT VERNON N  | 9.32  |
| <b>Heat 3 of 5</b> |                     |    |                 |       |
| 1                  | BRISCOE, TELECIA    | FR | WAYLAND BAPTIS  | 8.59Q |
| 2                  | KRANTZ, JAILYN      | SO | INDIANA WESLEYA | 8.89q |
| 3                  | BERKS, OLIVIA       | FR | HASTINGS        | 9.13  |

**NAIA INDOOR TRACK & FIELD CHAMPIONSHIPS**

Johnson City, TN  
 David E. Walker Track at Gentry Field  
 Weather: Indoor meet  
 Host: Milligan College  
 3/2/2017 - 3/4/2017

**MEET OFFICIALS**

**Meet Director:**  
 Chris Layne  
**Meet Referee:**  
 Lawhorn, Messenger, Thuber  
**Timing:**  
 www.cfpitiming.com



**OFFICIAL MEET REPORT**  
 printed: 3/4/2017 5:49 PM

**RESULTS****#17 Women's 60m Hurdles (cont'd)****Prelims**

| Pl | Name            | Yr Team         | Time |
|----|-----------------|-----------------|------|
| 4  | BROWN, AMORE    | SO AQUINAS      | 9.16 |
| 5  | DEROSIER, TAMIA | FR INDIANA TECH | 9.75 |

**Heat 4 of 5**

|   |                  |                   |       |
|---|------------------|-------------------|-------|
| 1 | BAKER, CHELSEA   | JR FRIENDS        | 8.87Q |
| 2 | CORREIA, LEONDRA | FR INDIANA TECH   | 8.94  |
| 3 | PARKER, KARIS    | JR WAYLAND BAPTIS | 9.01  |
| 4 | BALLARD, ERIONA  | JR INDIANA TECH   | 9.09  |
| 5 | WIETZKI, JORDAN  | SR DOANE          | 9.33  |

**Heat 5 of 5**

|   |                    |                    |       |
|---|--------------------|--------------------|-------|
| 1 | LOWMAN, SHERITA    | FR INDIANA TECH    | 8.78Q |
| 2 | DESIRA, TORI       | SR AQUINAS         | 8.87q |
| 3 | RAMIREZ, JENNIFER  | FR OUR LADY OF THE | 9.16  |
| 4 | HAMILTON, DIMETREA | FR GRAND VIEW      | 9.19  |
| 5 | ROMAIN, MIKI       | FR OUR LADY OF THE | 9.20  |

**#38 Women's 3000m Walk**

N NAIA Championship 13:53.63 Nicole Bonk Embry-Riddle (Fla.) 2013

**11:30 AM (Day 2):**

| Pl | Name               | Yr Team            | Time       | Pts |
|----|--------------------|--------------------|------------|-----|
| 1  | ALFONZO, NATALIA   | SR MISSOURI BAPTIS | N 13:49.84 | 10  |
| 2  | CISNEROS, ANALI    | FR JUDSON          | 14:07.55   | 8   |
| 3  | MELLENDEZ, AMBERLY | FR CARDINAL STRITC | 14:14.73   | 6   |
| 4  | LOPEZ, JENNY       | JR ST. AMBROSE     | 14:58.32   | 5   |
| 5  | MCCANDREW, DENISE  | JR MISSOURI BAPTIS | 14:58.87   | 4   |
| 6  | NEWHOFF, KATHARINE | FR ST. AMBROSE     | 14:58.95   | 3   |
| 7  | BROGAN, BAILEY     | SR CORNERSTONE     | 15:59.60   | 2   |
| 8  | DELGADO, CASSANDRA | SO ST. AMBROSE     | 15:59.88   | 1   |
| 9  | PICKERT, MEREDITH  | SR BENEDICTINE (KA | 16:20.77   |     |
| 10 | WORSHAM, NIKI      | SR RIO GRANDE      | 17:17.49   |     |
| 11 | LANGMEYER, JESSIE  | SO CORNERSTONE     | 17:40.44   |     |
|    | EMERY, SIANA       | FR GOSHEN          | DQ         |     |

**#19 Women's 4 x 400m Relay**

|   |                   |         |                                     |              |           |                 |
|---|-------------------|---------|-------------------------------------|--------------|-----------|-----------------|
| N | NAIA Championship | 3:39.43 | Z Dixon, C Brooks, S Armbrister, K  | Indiana Tech | 2013      |                 |
| W | World Indoor      | 3:23.37 | Gushchina, Kotlyarova, Zaytseva,    | RUS          | 1/28/2006 | Glasgow,        |
| A | American Indoor   | 3:24.83 | Hastings, Atkins, McCorory, Tate    | U.S.A.       | 3/9/2014  | Sopot, POL      |
| C | Collegiate Indoor | 3:27.40 | Okodogbe, Roesler, Brennan, Francis | Oregon       | 3/15/2014 | Albuquerque, NM |

**4:55 PM (Day 3):****Finals**


| Pl | Team                | Time    | H(Pl) | Pts |
|----|---------------------|---------|-------|-----|
|    | CARROLL (A)         | 3:48.42 | 2     | 10  |
|    | 1) EHMANN, KEELY SO |         |       |     |
|    | 2) OLSON, BRIANNA   |         |       |     |
|    | 3) WHITE, MONICA SO |         |       |     |
|    | 4) BARTH, KARA      |         |       |     |

# NAIA INDOOR TRACK & FIELD CHAMPIONSHIPS

Johnson City, TN  
David E. Walker Track at Gentry Field  
Weather: Indoor meet  
Host: Milligan College  
3/2/2017 - 3/4/2017

## MEET OFFICIALS

**Meet Director:**  
Chris Layne  
**Meet Referee:**  
Lawhorn, Messenger, Thuber  
**Timing:**  
www.cfpitiming.com



**OFFICIAL MEET REPORT**  
printed: 3/4/2017 5:49 PM

# RESULTS

## #19 Women's 4 x 400m Relay (cont'd)

4:55 PM (Day 3):

### Finals

| Pl | Team                         | Time    | H(Pl) | Pts |
|----|------------------------------|---------|-------|-----|
|    | INDIANA TECH (A)             | 3:50.12 | 2     | 8   |
|    | 1) THOMPSON, PATRICIA SR     |         |       |     |
|    | 2) KENNEDY, PATIENCE SO      |         |       |     |
|    | 3) TERRY, SHA'LONDA FR       |         |       |     |
|    | 4) WILSON, APRIL SR          |         |       |     |
|    | WAYLAND BAPTIST (A)          | 3:53.24 | 1(1)  | 6   |
|    | 1) HOLLINS, E'KEISHA JR      |         |       |     |
|    | 2) PARKER, KARIS JR          |         |       |     |
|    | 3) ELLISON, ADDISON FR       |         |       |     |
|    | 4) FLORES, ALEXIS JR         |         |       |     |
|    | SIENA HEIGHTS (A)            | 3:53.66 | 1(2)  | 5   |
|    | 1) RIDAL, MARIAH SR          |         |       |     |
|    | 2) RUSSO, ASHLEY             |         |       |     |
|    | 3) PEKEL, BRIANNA JR         |         |       |     |
|    | 4) MOORE, ALEXIS FR          |         |       |     |
|    | INDIANA WESLEYAN (A)         | 3:54.44 | 1(3)  | 4   |
|    | 1) MERTZ, MACHAELA SR        |         |       |     |
|    | 2) RUPP, EMILY SR            |         |       |     |
|    | 3) FRIEDEN, KENDRA FR        |         |       |     |
|    | 4) GIBSON, RACHEL FR         |         |       |     |
|    | DORDT (A)                    | 3:55.09 | 1(4)  | 3   |
|    | 1) VELGERSDYK, MIRANDA JR    |         |       |     |
|    | 2) RANKIN, ELIZABETH SO      |         |       |     |
|    | 3) WILGENBURG, JENNA SO      |         |       |     |
|    | 4) WIND, JOSCELYN SO         |         |       |     |
|    | AQUINAS (A)                  | 3:58.52 | 2     | 2   |
|    | 1) FLOYD, ANALIS SO          |         |       |     |
|    | 2) DESIRA, TORI SR           |         |       |     |
|    | 3) REPESH, ANNA FR           |         |       |     |
|    | 4) TRUSS, COURTNEY JR        |         |       |     |
|    | SOUTHERN-NO (A)              | DQ      | 2     |     |
|    | 1) HYLTON, SHADAE JR         |         |       |     |
|    | 2) GREEN, SHANTAE SO         |         |       |     |
|    | 3) BROOKS-GILLINGS, OSHIN SO |         |       |     |
|    | 4) BOLTON, ARGYANA FR        |         |       |     |

## SECTION RESULTS

### Finals


| Pl                    | Team                      | Time    |
|-----------------------|---------------------------|---------|
| <b>Section 1 of 2</b> |                           |         |
| 1                     | WAYLAND BAPTIST (A)       | 3:53.24 |
|                       | 1) HOLLINS, E'KEISHA JR   |         |
|                       | 2) PARKER, KARIS JR       |         |
|                       | 3) ELLISON, ADDISON FR    |         |
|                       | 4) FLORES, ALEXIS JR      |         |
| 2                     | SIENA HEIGHTS (A)         | 3:53.66 |
|                       | 1) RIDAL, MARIAH SR       |         |
|                       | 2) RUSSO, ASHLEY          |         |
|                       | 3) PEKEL, BRIANNA JR      |         |
|                       | 4) MOORE, ALEXIS FR       |         |
| 3                     | INDIANA WESLEYAN (A)      | 3:54.44 |
|                       | 1) MERTZ, MACHAELA SR     |         |
|                       | 2) RUPP, EMILY SR         |         |
|                       | 3) FRIEDEN, KENDRA FR     |         |
|                       | 4) GIBSON, RACHEL FR      |         |
| 4                     | DORDT (A)                 | 3:55.09 |
|                       | 1) VELGERSDYK, MIRANDA JR |         |
|                       | 2) RANKIN, ELIZABETH SO   |         |
|                       | 3) WILGENBURG, JENNA SO   |         |
|                       | 4) WIND, JOSCELYN SO      |         |
| <b>Section 2 of 2</b> |                           |         |
|                       | AQUINAS (A)               | 3:58.52 |

**NAIA INDOOR TRACK & FIELD CHAMPIONSHIPS**

Johnson City, TN  
 David E. Walker Track at Gentry Field  
 Weather: Indoor meet  
 Host: Milligan College  
 3/2/2017 - 3/4/2017

**MEET OFFICIALS**

**Meet Director:**  
 Chris Layne  
**Meet Referee:**  
 Lawhorn, Messenger, Thuber  
**Timing:**  
 www.cfpitiming.com



**OFFICIAL MEET REPORT**  
 printed: 3/4/2017 5:49 PM

**RESULTS****#19 Women's 4 x 400m Relay (cont'd)****Finals**

| PI Team   | Time    |
|---|---------|
| 1) FLOYD, ANALIS SO<br>2) DESIRA, TORI SR<br>3) REPESH, ANNA FR<br>4) TRUSS, COURTNEY JR<br>CARROLL (A) | 3:48.42 |
| 1) EHMANN, KEELY SO<br>2) OLSON, BRIANNA<br>3) WHITE, MONICA SO<br>4) BARTH, KARA<br>SOUTHERN-NO (A)    | DQ      |
| 1) HYLTON, SHADAE JR<br>2) GREEN, SHANTAE SO<br>3) BROOKS-GILLINGS, OSHIN SO<br>4) BOLTON, ARGYANA FR   |         |

**6:30 PM (Day 1): (Top 1 per Heat + next 5 advance)**

**Prelims**

| PI Team   | Time     | H(PI) |
|---|----------|-------|
| 1 INDIANA TECH (A)<br>1) THOMPSON, PATRICIA SR<br>2) KENNEDY, PATIENCE SO<br>3) TERRY, SHA'LONDA FR<br>4) WILLIAMS, ARAYA SO  | 3:50.97q | 2(1)  |
| 2 CARROLL (A)<br>1) EHMANN, KEELY SO<br>2) OLSON, BRIANNA<br>3) WHITE, MONICA SO<br>4) BARTH, KARA                            | 3:51.88q | 1(1)  |
| 3 AQUINAS (A)<br>1) FLOYD, ANALIS SO<br>2) DESIRA, TORI SR<br>3) TRUSS, COURTNEY JR<br>4) SIGAFOOSE, ADRI JR                  | 3:53.06q | 1(2)  |
| 4 SOUTHERN-NO (A)<br>1) GREEN, SHANTAE SO<br>2) PENNIE, CHANTAL SO<br>3) BROOKS-GILLINGS, OSHIN SO<br>4) SMIKLE, KIMONA SO    | 3:53.11q | 3(1)  |
| 5 WAYLAND BAPTIST (A)<br>1) SOSA, SILVIA JR<br>2) PARKER, KARIS JR<br>3) DANIELS, PATRICE JR<br>4) LOPEZ, SELENE SR           | 3:53.47q | 2(2)  |
| 6 DORDT (A)<br>1) VELGERSDYK, MIRANDA JR<br>2) RANKIN, ELIZABETH SO<br>3) WILGENBURG, JENNA SO<br>4) WIND, JOSCELYN SO        | 3:55.12q | 1(3)  |
| 7 INDIANA WESLEYAN (A)<br>1) MERTZ, MACHAELA SR<br>2) GIBSON, RACHEL FR<br>3) FRIEDEN, KENDRA FR<br>4) BANTZ, EMILY SR        | 3:55.21q | 2(3)  |
| 8 SIENA HEIGHTS (A)<br>1) RIDAL, MARIAH SR<br>2) RUSSO, ASHLEY<br>3) PEKEL, BRIANNA JR<br>4) MOORE, ALEXIS FR                 | 3:56.05q | 3(2)  |
| 9 GRAND VIEW (A)<br>1) AYERS, RONNOJA JR<br>2) FLAWS, ALLIE FR<br>3) KING, KENNEDY JR<br>4) ROBERTS, KATIE JR                 | 3:56.49  | 1(4)  |
| 10 SOUTHWESTERN (KAN.) (A)<br>1) BLATTNER, KARI SO<br>2) NEEDHAM, TAYLOR JR<br>3) BUCHANAN, TAYA' FR<br>4) VOGELE, JUSTINE SO | 3:56.83  | 3(3)  |

# NAIA INDOOR TRACK & FIELD CHAMPIONSHIPS

Johnson City, TN  
David E. Walker Track at Gentry Field  
Weather: Indoor meet  
Host: Milligan College  
3/2/2017 - 3/4/2017

## MEET OFFICIALS

**Meet Director:**  
Chris Layne  
**Meet Referee:**  
Lawhorn, Messenger, Thuber  
**Timing:**  
www.cfpitiming.com



**OFFICIAL MEET REPORT**  
printed: 3/4/2017 5:49 PM

# RESULTS

## #19 Women's 4 x 400m Relay (cont'd)

6:30 PM (Day 1): (Top 1 per Heat + next 5 advance)

### Prelims

| PI Team   | Time    | H(PI) |
|---|---------|-------|
| 11 DOANE (A)<br>1) BRAMHALL, RACHEL SR<br>3) HARSIN, EMILY JR<br>2) COOK, AMANDA FR<br>4) BRANNAGAN, KALYN SR                     | 3:57.27 | 3(4)  |
| 12 MIDAMERICA NAZARENE (A)<br>1) MARSHALL, VICTORIA SO<br>3) WALKER, ARDEEN FR<br>2) BROWN, OLIVIA SO<br>4) BLACKWELL, BRIANNA SR | 3:58.79 | 1(5)  |
| 13 EASTERN OREGON (A)<br>1) EMERSON, KATIE SO<br>3) CURRENT, KENDALL SR<br>2) DODD, PAIGE SO<br>4) HERBES, ELIZABETH FR           | 3:58.86 | 3(5)  |
| 14 JAMESTOWN (A)<br>1) VOIGT, KYLEE FR<br>3) CHRISTENSON, HANNAH JR<br>2) JOHNSON, JULIA FR<br>4) HEUCHERT, RACHEL SR             | 4:06.44 | 2(4)  |
| OLIVET NAZARENE (A)<br>1) COX, JENNIFER SO<br>3) MCGOWAN, MEGHAN SO<br>2) PHILSON, JENNA SO<br>4) OLCOTT, ABIGAIL FR              | DQ      | 2     |
| FRIENDS (A)<br>1) HUNDLEY, SHELBY SO<br>3) CHEEK, CHEYENNE SO<br>2) SIMON, ABBY SR<br>4) ENGLE, NATALI JR                         | DNS     | 2     |

## HEAT RESULTS

### Prelims

| PI Team  | Time         |
|--|--------------|
| <b>Heat 1 of 3</b>   |              |
| 1 CARROLL (A)<br>1) EHMANN, KEELY SO<br>3) WHITE, MONICA SO<br>2) OLSON, BRIANNA<br>4) BARTH, KARA                               | 3:51.88Q     |
| 2 AQUINAS (A)<br>1) FLOYD, ANALIS SO<br>3) TRUSS, COURTNEY JR<br>2) DESIRA, TORI SR<br>4) SIGAFOOSE, ADRI JR                     | 3:53.06q     |
| 3 DORDT (A)<br>1) VELGERSDYK, MIRANDA JR<br>3) WILGENBURG, JENNA SO<br>2) RANKIN, ELIZABETH SO<br>4) WIND, JOSCELYN SO           | 3:55.12q     |
| 4 GRAND VIEW (A)<br>1) AYERS, RONNOJA JR<br>3) KING, KENNEDY JR<br>2) FLAWS, ALLIE FR<br>4) ROBERTS, KATIE JR                    | 3:56.49      |
| 5 MIDAMERICA NAZARENE (A)<br>1) MARSHALL, VICTORIA SO<br>3) WALKER, ARDEEN FR<br>2) BROWN, OLIVIA SO<br>4) BLACKWELL, BRIANNA SR | 3:58.79      |
| <b>Heat 2 of 3</b><br>1 INDIANA TECH (A)   | 3:50.97<br>Q |



**NAIA INDOOR TRACK & FIELD CHAMPIONSHIPS**

Johnson City, TN  
 David E. Walker Track at Gentry Field  
 Weather: Indoor meet  
 Host: Milligan College  
 3/2/2017 - 3/4/2017

**MEET OFFICIALS**

**Meet Director:**  
 Chris Layne  
**Meet Referee:**  
 Lawhorn, Messenger, Thuber  
**Timing:**  
 www.cfpitiming.com



**OFFICIAL MEET REPORT**  
 printed: 3/4/2017 5:49 PM

**RESULTS****#19 Women's 4 x 400m Relay (cont'd)****Prelims**

| Pl | Team   | Time     |
|----|--|----------|
| 3  | INDIANA WESLEYAN (A)<br>1) THOMPSON, PATRICIA SR<br>2) KENNEDY, PATIENCE SO<br>3) TERRY, SHA'LONDA FR<br>4) WILLIAMS, ARAYA SO | 3:55.21q |
| 4  | JAMESTOWN (A)<br>1) MERTZ, MACHAELA SR<br>2) GIBSON, RACHEL FR<br>3) FRIEDEN, KENDRA FR<br>4) BANTZ, EMILY SR                  | 4:06.44  |
|    | OLIVET NAZARENE (A)<br>1) VOIGT, KYLEE FR<br>2) JOHNSON, JULIA FR<br>3) CHRISTENSON, HANNAH JR<br>4) HEUCHERT, RACHEL SR       | DQ       |
|    | FRIENDS (A)<br>1) COX, JENNIFER SO<br>2) PHILSON, JENNA SO<br>3) MCGOWAN, MEGHAN SO<br>4) OLCOTT, ABIGAIL FR                   | DNS      |
|    | 1) HUNDLEY, SHELBY SO<br>2) SIMON, ABBY SR<br>3) CHEEK, CHEYENNE SO<br>4) ENGLE, NATALI JR                                     |          |

**Heat 3 of 3**

|   |  |          |
|---|--|----------|
| 1 | SOUTHERN-NO (A)<br>1) GREEN, SHANTAE SO<br>2) PENNIE, CHANTAL SO<br>3) BROOKS-GILLINGS, OSHIN SO<br>4) SMIKLE, KIMONA SO   | 3:53.11q |
| 2 | SIENA HEIGHTS (A)<br>1) RIDAL, MARIAH SR<br>2) RUSSO, ASHLEY<br>3) PEKEL, BRIANNA JR<br>4) MOORE, ALEXIS FR                | 3:56.05q |
| 3 | SOUTHWESTERN (KAN.) (A)<br>1) BLATTNER, KARI SO<br>2) NEEDHAM, TAYLOR JR<br>3) BUCHANAN, TAYA' FR<br>4) VOGELE, JUSTINE SO | 3:56.83  |
| 4 | DOANE (A)<br>1) BRAMHALL, RACHEL SR<br>2) COOK, AMANDA FR<br>3) HARSIN, EMILY JR<br>4) BRANNAGAN, KALYN SR                 | 3:57.27  |
| 5 | EASTERN OREGON (A)<br>1) EMERSON, KATIE SO<br>2) DODD, PAIGE SO<br>3) CURRENT, KENDALL SR<br>4) HERBES, ELIZABETH FR       | 3:58.86  |

**#21 Women's 4 x 800m Relay**

N NAIA Championship 8:50.86 A Krasovska, H Mancell, R Johnstone, J Simon Fraser 3/10/2006 Johnson City, TN

**6:20 PM (Day 2):****Finals**

| Pl | Team   | Time    | Pts |
|----|--|---------|-----|
| 1  | OKLAHOMA CITY (A)<br>1) MOORE, SARA SR<br>2) HOYER, SHERIDAN SO<br>3) NELL, STEFANI SO<br>4) OLOWORA, AMINAT SO  | 9:11.95 | 10  |
| 2  | AQUINAS (A)<br>1) ANDERSON, SYDNEY SR<br>2) PEREGRINE, MOLLY JR<br>3) MILLER, ALEXIS SO<br>4) SIGAFOOSE, ADRI JR | 9:14.24 | 8   |

**NAIA INDOOR TRACK & FIELD CHAMPIONSHIPS**

Johnson City, TN  
 David E. Walker Track at Gentry Field  
 Weather: Indoor meet  
 Host: Milligan College  
 3/2/2017 - 3/4/2017

**MEET OFFICIALS**

**Meet Director:**  
 Chris Layne  
**Meet Referee:**  
 Lawhorn, Messenger, Thuber  
**Timing:**  
 www.cfpitiming.com



**OFFICIAL MEET REPORT**  
 printed: 3/4/2017 5:49 PM

**RESULTS****#21 Women's 4 x 800m Relay (cont'd)**

6:20 PM (Day 2):

**Finals**

| Pl | Team  | Time    | Pts |
|----|---|---------|-----|
| 3  | DORDT (A)<br>1) LEWIS, KELSEY SR      2) KNEVELBAARD, ANNACHEINA SO<br>3) DE SCHIFFART, ERICA JR      4) VAN ZEE, JUSTINE SR        | 9:18.48 | 6   |
| 4  | NORTHWESTERN (IOWA) (A)<br>1) BOSCH, KATIE JR      2) MUILENBURG, REBEKAH SO<br>3) HARTHOORN, BREANNA FR      4) LANDHUIS, KATIE JR | 9:18.69 | 5   |
| 5  | TAYLOR (A)<br>1) BLAGG, RACHEL SO      2) CROSBY, MARJORIE SO<br>3) NOYES, NAOMI FR      4) SOUZIS, ANNA SO                         | 9:23.28 | 4   |
| 6  | DOANE (A)<br>1) SIECK, LOGAN SR      2) COOK, AMANDA FR<br>3) LEMKAU, DELANEY SO      4) KOTTWITZ, SARAH JR                         | 9:25.92 | 3   |
| 7  | BIOLA (A)<br>1) CHAIRES, STEPHANIE SR      2) MURRAY, ALISA SR<br>3) HUNSAKER, HANNAH JR      4) DAWSON, LYNDEE JR                  | 9:26.03 | 2   |
| 8  | ST. AMBROSE (A)<br>1) PLUMB, ASHLEY SO      2) WOODALL, NICOLE SR<br>3) ADAMS, SARAH FR      4) LAMPE, SARAH SR                     | 9:33.10 | 1   |

5:30 PM (Day 1): (Top 2 per Heat + next 2 advance)

**Prelims**


| Pl | Team  | Time     | H(Pl) |
|----|---|----------|-------|
| 1  | NORTHWESTERN (IOWA) (A)<br>1) BOSCH, KATIE JR      2) MUILENBURG, REBEKAH SO<br>3) HARTHOORN, BREANNA FR      4) LANDHUIS, KATIE JR | 9:19.46q | 1(1)  |
| 2  | TAYLOR (A)<br>1) BLAGG, RACHEL SO      2) CROSBY, MARJORIE SO<br>3) NOYES, NAOMI FR      4) SOUZIS, ANNA SO                         | 9:19.94q | 2(1)  |
| 3  | BIOLA (A)<br>1) CHAIRES, STEPHANIE SR      2) MURRAY, ALISA SR<br>3) HUNSAKER, HANNAH JR      4) DAWSON, LYNDEE JR                  | 9:21.79q | 2(2)  |
| 4  | ST. AMBROSE (A)<br>1) WOODALL, NICOLE SR      2) PLUMB, ASHLEY SO<br>3) SMITH, MOLLY JO SR      4) ADAMS, SARAH FR                  | 9:22.16q | 1(2)  |
| 5  | DORDT (A)<br>1) LEWIS, KELSEY SR      2) KNEVELBAARD, ANNACHEINA SO<br>3) DE SCHIFFART, ERICA JR      4) VAN ZEE, JUSTINE SR        | 9:22.28q | 2(3)  |
| 6  | DOANE (A)<br>1) KOTTWITZ, SARAH JR      2) SIECK, LOGAN SR<br>3) LEMKAU, DELANEY SO      4) DEWISPELARE, MARISSA SR                 | 9:23.11q | 2(4)  |

# NAIA INDOOR TRACK & FIELD CHAMPIONSHIPS

Johnson City, TN  
David E. Walker Track at Gentry Field  
Weather: Indoor meet  
Host: Milligan College  
3/2/2017 - 3/4/2017

## MEET OFFICIALS

**Meet Director:**  
Chris Layne  
**Meet Referee:**  
Lawhorn, Messenger, Thuber  
**Timing:**  
www.cfpitiming.com



**OFFICIAL MEET REPORT**  
printed: 3/4/2017 5:49 PM

# RESULTS

## #21 Women's 4 x 800m Relay (cont'd)

5:30 PM (Day 1): (Top 2 per Heat + next 2 advance)

### Prelims

| Pl | Team                     |                           | Time     | H(Pl) |
|----|--------------------------|---------------------------|----------|-------|
| 7  | OKLAHOMA CITY (A)        |                           | 9:24.50Q | 3(1)  |
|    | 1) NELL, STEFANI SO      | 2) HOYER, SHERIDAN SO     |          |       |
|    | 3) MOORE, SARA SR        | 4) OLOWORA, AMINAT SO     |          |       |
| 8  | AQUINAS (A)              |                           | 9:24.87Q | 3(2)  |
|    | 1) PEREGRINE, MOLLY JR   | 2) NOAH, JANIE SO         |          |       |
|    | 3) GRIGG, KAITLIN SO     | 4) SIGAFOOSE, ADRI JR     |          |       |
| 9  | WAYLAND BAPTIST (A)      |                           | 9:26.65  | 3(3)  |
|    | 1) HEYMANS, JORDAN FR    | 2) DANIELS, PATRICE JR    |          |       |
|    | 3) CANO, TIFFANY SO      | 4) WILLIAMS, ELIZABETH FR |          |       |
| 10 | INDIANA TECH (A)         |                           | 9:26.84  | 1(3)  |
|    | 1) RILEY, KERIGAN SR     | 2) GORMAN, ANNA FR        |          |       |
|    | 3) HOSEY, JUSTICE SR     | 4) LOMBARDO, ALEXIS FR    |          |       |
| 11 | WESTMONT (A)             |                           | 9:28.09  | 3(4)  |
|    | 1) GEISINGER, HOPE JR    | 2) BROWN, ANNE ELISE FR   |          |       |
|    | 3) PARKS, EMILY FR       | 4) PHIPPS, TARYN SR       |          |       |
| 12 | LEWIS-CLARK (A)          |                           | 9:30.96  | 2(5)  |
|    | 1) SAXTON, REBECCA FR    | 2) SAPP, JENNY SO         |          |       |
|    | 3) JENSEN, ARIEL JR      | 4) SKILES, KATELYNN SO    |          |       |
| 13 | MOUNT MARTY (A)          |                           | 9:36.72  | 3(5)  |
|    | 1) DAVIS, CAITLIN SR     | 2) RIETVELD, BERKLEY SR   |          |       |
|    | 3) O'MALLEY, MANDY SR    | 4) HOFF-AU, KIANA SO      |          |       |
| 14 | CORNERSTONE (A)          |                           | 9:38.38  | 1(4)  |
|    | 1) RABE, ALLY JR         | 2) SOROKIN, AMANDA FR     |          |       |
|    | 3) SECORD, MADISON FR    | 4) BOHATCH, KATYA FR      |          |       |
| 15 | FRIENDS (A)              |                           | 9:39.72  | 2(6)  |
|    | 1) HUNDLEY, SHELBY SO    | 2) FOLLETTE, CHRISTA SO   |          |       |
|    | 3) MELILLO, SAMANTHA SR  | 4) VONADA, BETHANY JR     |          |       |
| 16 | MARIAN (IND.) (A)        |                           | 9:43.45  | 1(5)  |
|    | 1) KOEHL, OLIVIA SO      | 2) DUDLEY, ANNA SR        |          |       |
|    | 3) DEVER, RACHEL JR      | 4) SCHROPE, KIERSTEN JR   |          |       |
| 17 | MIDAMERICA NAZARENE (A)  |                           | 10:00.40 | 1(6)  |
|    | 1) MENDEZ, ANDREA SO     | 2) BROWN, BETHANY FR      |          |       |
|    | 3) STILLWELL, JOCELYN SO | 4) KROHN, ERIN FR         |          |       |
| 18 | VANGUARD (A)             |                           | 10:00.77 | 3(6)  |
|    | 1) HINSON, BETHANY FR    | 2) PORTER, BAYLEIGH SR    |          |       |
|    | 3) FINCH, SARAH JR       | 4) TAPIA, MORGAN FR       |          |       |

## HEAT RESULTS

# NAIA INDOOR TRACK & FIELD CHAMPIONSHIPS

Johnson City, TN  
David E. Walker Track at Gentry Field  
Weather: Indoor meet  
Host: Milligan College  
3/2/2017 - 3/4/2017

## MEET OFFICIALS

**Meet Director:**  
Chris Layne  
**Meet Referee:**  
Lawhorn, Messenger, Thuber  
**Timing:**  
www.cfpitiming.com



**OFFICIAL MEET REPORT**  
printed: 3/4/2017 5:49 PM

# RESULTS

## #21 Women's 4 x 800m Relay (cont'd)

### Prelims

| Pl                 | Team                      | Time                          |
|--------------------|---------------------------|-------------------------------|
| <b>Heat 1 of 3</b> |                           |                               |
| 1                  | NORTHWESTERN (IOWA) (A)   | 9:19.46Q                      |
|                    | 1) BOSCH, KATIE JR        | 2) MUILENBURG, REBEKAH SO     |
|                    | 3) HARTHOORN, BREANNA FR  | 4) LANDHUIS, KATIE JR         |
| 2                  | ST. AMBROSE (A)           | 9:22.16Q                      |
|                    | 1) WOODALL, NICOLE SR     | 2) PLUMB, ASHLEY SO           |
|                    | 3) SMITH, MOLLY JO SR     | 4) ADAMS, SARAH FR            |
| 3                  | INDIANA TECH (A)          | 9:26.84                       |
|                    | 1) RILEY, KERIGAN SR      | 2) GORMAN, ANNA FR            |
|                    | 3) HOSEY, JUSTICE SR      | 4) LOMBARDO, ALEXIS FR        |
| 4                  | CORNERSTONE (A)           | 9:38.38                       |
|                    | 1) RABE, ALLY JR          | 2) SOROKIN, AMANDA FR         |
|                    | 3) SECORD, MADISON FR     | 4) BOHATCH, KATYA FR          |
| 5                  | MARIAN (IND.) (A)         | 9:43.45                       |
|                    | 1) KOEHL, OLIVIA SO       | 2) DUDLEY, ANNA SR            |
|                    | 3) DEVER, RACHEL JR       | 4) SCHROPE, KIERSTEN JR       |
| 6                  | MIDAMERICA NAZARENE (A)   | 10:00.40                      |
|                    | 1) MENDEZ, ANDREA SO      | 2) BROWN, BETHANY FR          |
|                    | 3) STILLWELL, JOCELYN SO  | 4) KROHN, ERIN FR             |
| <b>Heat 2 of 3</b> |                           |                               |
| 1                  | TAYLOR (A)                | 9:19.94Q                      |
|                    | 1) BLAGG, RACHEL SO       | 2) CROSBY, MARJORIE SO        |
|                    | 3) NOYES, NAOMI FR        | 4) SOUZIS, ANNA SO            |
| 2                  | BIOLA (A)                 | 9:21.79Q                      |
|                    | 1) CHAIRES, STEPHANIE SR  | 2) MURRAY, ALISA SR           |
|                    | 3) HUNSAKER, HANNAH JR    | 4) DAWSON, LYNDEE JR          |
| 3                  | DORDT (A)                 | 9:22.28q                      |
|                    | 1) LEWIS, KELSEY SR       | 2) KNEVELBAARD, ANNACHEINA SO |
|                    | 3) DE SCHIFFART, ERICA JR | 4) VAN ZEE, JUSTINE SR        |
| 4                  | DOANE (A)                 | 9:23.11q                      |
|                    | 1) KOTTWITZ, SARAH JR     | 2) SIECK, LOGAN SR            |
|                    | 3) LEMKAU, DELANEY SO     | 4) DEWISPELARE, MARISSA SR    |
| 5                  | LEWIS-CLARK (A)           | 9:30.96                       |
|                    | 1) SAXTON, REBECCA FR     | 2) SAPP, JENNY SO             |
|                    | 3) JENSEN, ARIEL JR       | 4) SKILES, KATELYNN SO        |
| 6                  | FRIENDS (A)               | 9:39.72                       |
|                    | 1) HUNDLEY, SHELBY SO     | 2) FOLLETTE, CHRISTA SO       |
|                    | 3) MELILLO, SAMANTHA SR   | 4) VONADA, BETHANY JR         |
| <b>Heat 3 of 3</b> |                           |                               |
| 1                  | OKLAHOMA CITY (A)         | 9:24.50                       |

Q

# NAIA INDOOR TRACK & FIELD CHAMPIONSHIPS

Johnson City, TN  
David E. Walker Track at Gentry Field  
Weather: Indoor meet  
Host: Milligan College  
3/2/2017 - 3/4/2017

## MEET OFFICIALS

**Meet Director:**  
Chris Layne  
**Meet Referee:**  
Lawhorn, Messenger, Thuber  
**Timing:**  
www.cfpitiming.com



**OFFICIAL MEET REPORT**  
printed: 3/4/2017 5:49 PM

# RESULTS

## #21 Women's 4 x 800m Relay (cont'd)

### Prelims

| Pl | Team  | Time     |
|----|---|----------|
| 3  | WAYLAND BAPTIST (A)<br>1) NELL, STEFANI SO<br>3) MOORE, SARA SR | 9:26.65  |
| 4  | WESTMONT (A)<br>1) HEYMANS, JORDAN FR<br>3) CANO, TIFFANY SO    | 9:28.09  |
| 5  | MOUNT MARTY (A)<br>1) GEISINGER, HOPE JR<br>3) PARKS, EMILY FR  | 9:36.72  |
| 6  | VANGUARD (A)<br>1) DAVIS, CAITLIN SR<br>3) O'MALLEY, MANDY SR   | 10:00.77 |
|    | 2) HOYER, SHERIDAN SO<br>4) OLOWORA, AMINAT SO                  |          |
|    | 2) DANIELS, PATRICE JR<br>4) WILLIAMS, ELIZABETH FR             |          |
|    | 2) BROWN, ANNE ELISE FR<br>4) PHIPPS, TARYN SR                  |          |
|    | 2) RIETVELD, BERKLEY SR<br>4) HOFF-AU, KIANA SO                 |          |
|    | 2) PORTER, BAYLEIGH SR<br>4) TAPIA, MORGAN FR                   |          |

## #23 Women's 4000m DMR

Order is 1200, 400, 800, 1600

|   |                   |          |                                       |                |           |                   |
|---|-------------------|----------|---------------------------------------|----------------|-----------|-------------------|
| N | NAIA Championship | 11:39.22 | A Shaw, M Kane, H Crofts, J Smith     | Simon Fraser   | 2010      | Johnson City, TN  |
| W | World Indoor      | 10:40.31 | Coburn, McLaughlin, Martinez, Simpson | New Balance TC | 1/28/2017 | Roxbury Crossing, |
| A | American Indoor   | 10:40.31 | Coburn, McLaughlin, Martinez, Simpson | New Balance TC | 1/28/2017 | Roxbury Crossing, |
| C | Collegiate Indoor | 10:48.77 | Burdon, Horsley, Rogers, Rainsberger  | Oregon         | 1/27/2017 | New York, NY      |

4:20 PM (Day 3):

### Finals

| Pl | Team  | Time     | Pts |
|----|---|----------|-----|
| 1  | OKLAHOMA CITY (A)<br>1) MOORE, SARA SR<br>3) HOYER, SHERIDAN SO           | 11:51.57 | 10  |
| 2  | SOUTHERN OREGON (A)<br>1) BERANIA, NATALIE SR<br>3) BLACKMORE, KAYLE SO   | 11:53.97 | 8   |
| 3  | NORTHWEST U. (A)<br>1) ENGELBREKT, LILY SO<br>3) ESTABROOK, SARAH JR      | 12:00.93 | 6   |
| 4  | BIOLA (A)<br>1) DAWSON, LYNDEE JR<br>3) MURRAY, ALISA SR                  | 12:03.89 | 5   |
| 5  | ST. FRANCIS (ILL.) (A)<br>1) CROSSON, CATHERINE JR<br>3) LOPEZ, LESLEY JR | 12:10.95 | 4   |
| 6  | AQUINAS (A)<br>1) MILLER, ALEXIS SO<br>3) PEREGRINE, MOLLY JR             | 12:17.00 | 3   |
|    | 2) NELL, STEFANI SO<br>4) OLOWORA, AMINAT SO                              |          |     |
|    | 2) SPRAUER, LOGHAN FR<br>4) PERKINSON, JESSA SO                           |          |     |
|    | 2) LYSTAD, SHANDON SR<br>4) BROWN, CASSIDY JR                             |          |     |
|    | 2) KALPAKJIAN, CARISSA FR<br>4) HUNSAKER, HANNAH JR                       |          |     |
|    | 2) MOODY, JENNA JR<br>4) KNOTT, ASHLEE JR                                 |          |     |
|    | 2) FLOYD, ANALIS SO<br>4) SIGAFOOSE, ADRI JR                              |          |     |

**NAIA INDOOR TRACK & FIELD CHAMPIONSHIPS**

Johnson City, TN  
 David E. Walker Track at Gentry Field  
 Weather: Indoor meet  
 Host: Milligan College  
 3/2/2017 - 3/4/2017

**MEET OFFICIALS**

**Meet Director:**  
 Chris Layne  
**Meet Referee:**  
 Lawhorn, Messenger, Thuber  
**Timing:**  
 www.cfpitiming.com



**OFFICIAL MEET REPORT**  
 printed: 3/4/2017 5:49 PM

**RESULTS****#23 Women's 4000m DMR (cont'd)**

4:20 PM (Day 3):

**Finals**

| Pl | Team                   | Time                    | Pts |
|----|------------------------|-------------------------|-----|
| 7  | CORNERSTONE (A)        | 12:21.26                | 2   |
|    | 1) RICHTER, VALERIE SO | 2) QUICK, MEGAN JR      |     |
|    | 3) CORYELL, CATHY SR   | 4) TREMAINE, AUDREY SR  |     |
| 8  | MORNINGSIDE (A)        | 12:21.67                | 1   |
|    | 1) MUMM, MICHELLE JR   | 2) JOSEPH, ELEKA JR     |     |
|    | 3) BOER, PAYTON SO     | 4) SHEPHERD, TIFFANY SR |     |

7:30 PM (Day 1): (Top 2 per Heat + next 4 advance)

**Prelims**


| Pl | Team                         | Time                       | H(Pl) |
|----|------------------------------|----------------------------|-------|
| 1  | OKLAHOMA CITY (A)            | 12:02.79q                  | 1(1)  |
|    | 1) MOORE, SARA SR            | 2) METOYER, ALEXIS SO      |       |
|    | 3) HOYER, SHERIDAN SO        | 4) OLOWORA, AMINAT SO      |       |
| 2  | ST. FRANCIS (ILL.) (A)       | 12:03.54q                  | 1(2)  |
|    | 1) CROSSON, CATHERINE JR     | 2) MOODY, JENNA JR         |       |
|    | 3) LOPEZ, LESLEY JR          | 4) KNOTT, ASHLEE JR        |       |
| 3  | NORTHWEST U. (A)             | 12:03.67q                  | 1(3)  |
|    | 1) ENGELBREKT, LILY SO       | 2) LYSTAD, SHANDON SR      |       |
|    | 3) ESTABROOK, SARAH JR       | 4) BROWN, CASSIDY JR       |       |
| 4  | SOUTHERN OREGON (A)          | 12:03.71q                  | 1(4)  |
|    | 1) BERANIA, NATALIE SR       | 2) SPRAUER, LOGHAN FR      |       |
|    | 3) BLACKMORE, KAYLE SO       | 4) PERKINSON, JESSA SO     |       |
| 5  | AQUINAS (A)                  | 12:06.35q                  | 2(1)  |
|    | 1) MILLER, ALEXIS SO         | 2) REPESH, ANNA FR         |       |
|    | 3) ANDERSON, SYDNEY SR       | 4) SIGAFOOSE, ADRI JR      |       |
| 6  | CORNERSTONE (A)              | 12:06.61q                  | 2(2)  |
|    | 1) RICHTER, VALERIE SO       | 2) QUICK, MEGAN JR         |       |
|    | 3) CORYELL, CATHY SR         | 4) TREMAINE, AUDREY SR     |       |
| 7  | BIOLA (A)                    | 12:07.21q                  | 1(5)  |
|    | 1) HUNSAKER, HANNAH JR       | 2) KALPAKJIAN, CARISSA FR  |       |
|    | 3) MURRAY, ALISA SR          | 4) DAWSON, LYNDEE JR       |       |
| 8  | MORNINGSIDE (A)              | 12:09.39q                  | 2(3)  |
|    | 1) SHEPHERD, TIFFANY SR      | 2) JOSEPH, ELEKA JR        |       |
|    | 3) BOER, PAYTON SO           | 4) MUMM, MICHELLE JR       |       |
| 9  | COLLEGE OF IDAHO (A)         | 12:17.48                   | 2(4)  |
|    | 1) VITALE-SULLIVAN, MOLLY FR | 2) HAWKINS, KAMI SO        |       |
|    | 3) COTUGNO, MISHAL SR        | 4) KLOPFENSTEIN, LILA SR   |       |
| 10 | POINT PARK (A)               | 12:22.86                   | 2(5)  |
|    | 1) GUARNACCIA, KATIE JR      | 2) OLUGBAKINRO, OLUKEMI JR |       |
|    | 3) CELICH, TAYLOR FR         | 4) SHIELDS, ANNA SO        |       |

# NAIA INDOOR TRACK & FIELD CHAMPIONSHIPS

Johnson City, TN  
David E. Walker Track at Gentry Field  
Weather: Indoor meet  
Host: Milligan College  
3/2/2017 - 3/4/2017

## MEET OFFICIALS

**Meet Director:**  
Chris Layne  
**Meet Referee:**  
Lawhorn, Messenger, Thuber  
**Timing:**  
www.cfpitiming.com



**OFFICIAL MEET REPORT**  
printed: 3/4/2017 5:49 PM

# RESULTS

## #23 Women's 4000m DMR (cont'd)

7:30 PM (Day 1): (Top 2 per Heat + next 4 advance)

### Prelims

| PI Team                   | Time                       | H(PI) |
|---------------------------|----------------------------|-------|
| 11 INDIANA WESLEYAN (A)   | 12:24.23                   | 1(6)  |
| 1) COUWENHOVEN, ERIN FR   | 2) RUPP, EMILY SR          |       |
| 3) SPRINKLES, JESSICA FR  | 4) MCBEATH, SARAH SR       |       |
| 12 WAYLAND BAPTIST (A)    | 12:29.27                   | 2(6)  |
| 1) DANIELS, PATRICE JR    | 2) PARKER, KARIS JR        |       |
| 3) WILLIAMS, ELIZABETH FR | 4) LOPEZ, SELENE SR        |       |
| 13 TAYLOR (A)             | 12:36.61                   | 1(7)  |
| 1) BLAGG, RACHEL SO       | 2) WOOD, MIRIAM SO         |       |
| 3) CROSBY, MARJORIE SO    | 4) GIMRE, MAE ELIZABETH SO |       |
| 14 ST. MARY (KAN.) (A)    | 12:37.11                   | 2(7)  |
| 1) RIVERA, KRYSTAL FR     | 2) NEALY, TISIAN FR        |       |
| 3) DELGADO, LINDA JR      | 4) MORENO, LORENA JR       |       |
| 15 WESTMONT (A)           | 12:42.65                   | 2(8)  |
| 1) HALVORSON, MAIA FR     | 2) BROWN, ANNE ELISE FR    |       |
| 3) PARKS, EMILY FR        | 4) BAKER, TERRI SR         |       |
| 16 MARIAN (IND.) (A)      | 13:02.38                   | 2(9)  |
| 1) DEVER, RACHEL JR       | 2) GIBSON, RAVEN FR        |       |
| 3) KOEHL, OLIVIA SO       | 4) SCHROPE, KIERSTEN JR    |       |
| 17 EASTERN OREGON (A)     | 13:08.88                   | 1(8)  |
| 1) HOMER, FAITH SO        | 2) CURRENT, KENDALL SR     |       |
| 3) HERBES, ELIZABETH FR   | 4) ROELLE, RACHEL JR       |       |

## HEAT RESULTS

### Prelims

| PI Team                  | Time                   |
|--------------------------|------------------------|
| <b>Heat 1 of 2</b>       |                        |
| 1 OKLAHOMA CITY (A)      | 12:02.79q              |
| 1) MOORE, SARA SR        | 2) METOYER, ALEXIS SO  |
| 3) HOYER, SHERIDAN SO    | 4) OLOWORA, AMINAT SO  |
| 2 ST. FRANCIS (ILL.) (A) | 12:03.54q              |
| 1) CROSSON, CATHERINE JR | 2) MOODY, JENNA JR     |
| 3) LOPEZ, LESLEY JR      | 4) KNOTT, ASHLEE JR    |
| 3 NORTHWEST U. (A)       | 12:03.67q              |
| 1) ENGELBREKT, LILY SO   | 2) LYSTAD, SHANDON SR  |
| 3) ESTABROOK, SARAH JR   | 4) BROWN, CASSIDY JR   |
| 4 SOUTHERN OREGON (A)    | 12:03.71q              |
| 1) BERANIA, NATALIE SR   | 2) SPRAUER, LOGHAN FR  |
| 3) BLACKMORE, KAYLE SO   | 4) PERKINSON, JESSA SO |
| 5 BIOLA (A)              | 12:07.21               |

# NAIA INDOOR TRACK & FIELD CHAMPIONSHIPS

Johnson City, TN  
David E. Walker Track at Gentry Field  
Weather: Indoor meet  
Host: Milligan College  
3/2/2017 - 3/4/2017

## MEET OFFICIALS

**Meet Director:**  
Chris Layne  
**Meet Referee:**  
Lawhorn, Messenger, Thuber  
**Timing:**  
www.cfpitiming.com



**OFFICIAL MEET REPORT**  
printed: 3/4/2017 5:49 PM

# RESULTS

## #23 Women's 4000m DMR (cont'd)

### Prelims

| Pl                 | Team                         |                            | Time      |
|--------------------|------------------------------|----------------------------|-----------|
|                    | 1) HUNSAKER, HANNAH JR       | 2) KALPAKJIAN, CARISSA FR  |           |
|                    | 3) MURRAY, ALISA SR          | 4) DAWSON, LYNDEE JR       |           |
| 7                  | TAYLOR (A)                   |                            | 12:36.61  |
|                    | 1) BLAGG, RACHEL SO          | 2) WOOD, MIRIAM SO         |           |
|                    | 3) CROSBY, MARJORIE SO       | 4) GIMRE, MAE ELIZABETH SO |           |
| 8                  | EASTERN OREGON (A)           |                            | 13:08.88  |
|                    | 1) HOMER, FAITH SO           | 2) CURRENT, KENDALL SR     |           |
|                    | 3) HERBES, ELIZABETH FR      | 4) ROELLE, RACHEL JR       |           |
| <b>Heat 2 of 2</b> |                              |                            |           |
| 1                  | AQUINAS (A)                  |                            | 12:06.35Q |
|                    | 1) MILLER, ALEXIS SO         | 2) REPESH, ANNA FR         |           |
|                    | 3) ANDERSON, SYDNEY SR       | 4) SIGAFOOSE, ADRI JR      |           |
| 2                  | CORNERSTONE (A)              |                            | 12:06.61Q |
|                    | 1) RICHTER, VALERIE SO       | 2) QUICK, MEGAN JR         |           |
|                    | 3) CORYELL, CATHY SR         | 4) TREMAINE, AUDREY SR     |           |
| 3                  | MORNINGSIDE (A)              |                            | 12:09.39q |
|                    | 1) SHEPHERD, TIFFANY SR      | 2) JOSEPH, ELEKA JR        |           |
|                    | 3) BOER, PAYTON SO           | 4) MUMM, MICHELLE JR       |           |
| 4                  | COLLEGE OF IDAHO (A)         |                            | 12:17.48  |
|                    | 1) VITALE-SULLIVAN, MOLLY FR | 2) HAWKINS, KAMI SO        |           |
|                    | 3) COTUGNO, MISHAL SR        | 4) KLOPFENSTEIN, LILA SR   |           |
| 5                  | POINT PARK (A)               |                            | 12:22.86  |
|                    | 1) GUARNACCIA, KATIE JR      | 2) OLUGBAKINRO, OLUKEMI JR |           |
|                    | 3) CELICH, TAYLOR FR         | 4) SHIELDS, ANNA SO        |           |
| 6                  | WAYLAND BAPTIST (A)          |                            | 12:29.27  |
|                    | 1) DANIELS, PATRICE JR       | 2) PARKER, KARIS JR        |           |
|                    | 3) WILLIAMS, ELIZABETH FR    | 4) LOPEZ, SELENE SR        |           |
| 7                  | ST. MARY (KAN.) (A)          |                            | 12:37.11  |
|                    | 1) RIVERA, KRYSTAL FR        | 2) NEALY, TISIAN FR        |           |
|                    | 3) DELGADO, LINDA JR         | 4) MORENO, LORENA JR       |           |
| 8                  | WESTMONT (A)                 |                            | 12:42.65  |
|                    | 1) HALVORSON, MAIA FR        | 2) BROWN, ANNE ELISE FR    |           |
|                    | 3) PARKS, EMILY FR           | 4) BAKER, TERRI SR         |           |
| 9                  | MARIAN (IND.) (A)            |                            | 13:02.38  |
|                    | 1) DEVER, RACHEL JR          | 2) GIBSON, RAVEN FR        |           |
|                    | 3) KOEHL, OLIVIA SO          | 4) SCHROPE, KIERSTEN JR    |           |




# NAIA INDOOR TRACK & FIELD CHAMPIONSHIPS

Johnson City, TN  
David E. Walker Track at Gentry Field  
Weather: Indoor meet  
Host: Milligan College  
3/2/2017 - 3/4/2017

## MEET OFFICIALS

**Meet Director:**  
Chris Layne  
**Meet Referee:**  
Lawhorn, Messenger, Thuber  
**Timing:**  
www.cfpitiming.com



**OFFICIAL MEET REPORT**  
printed: 3/4/2017 5:49 PM

# RESULTS

## #25 Women's High Jump

**Progression- 1.57, 1.62, 1.65, 1.68, 1.71, 1.74, 1.77**

|   |                   |       |                 |               |           |                  |
|---|-------------------|-------|-----------------|---------------|-----------|------------------|
| N | NAIA Championship | 1.83m | Latrese Johnson | Azusa Pacific | 1990      |                  |
| W | World Indoor      | 2.08m | Kajsa Bergqvist | SWE           | 2/4/2006  | Arnstadt,        |
| A | American Indoor   | 2.02m | Chaunté Lowe    | Nike          | 2/26/2012 | Albuquerque, NM  |
| C | Collegiate Indoor | 1.98m | Destinee Hooker | Texas         | 3/19/2009 | College Station, |
| C | Collegiate Indoor | 1.98m | Akela Jones     | Kansas State  | 3/11/2016 | Birmingham, AL   |

**1:30 PM (Day 3):**

| Pl | Name                 | Yr | Team        | Mark                                   | 1.57 | 1.62 | 1.65 | 1.68 | 1.71 | 1.74 | 1.77 | 1.80 | 1.83 | Pts |
|----|----------------------|----|-------------|--|------|------|------|------|------|------|------|------|------|-----|
| 1  | PETTY, TYANNA        | JR | RIO GRAND   | 1.77m 5' 9 <sup>3</sup> / <sub>4</sub> |      |      |      |      |      |      |      |      |      | 10  |
| 2  | BAKER, CHELSEA       | JR | FRIENDS     | 1.74m 5' 8 <sup>1</sup> / <sub>2</sub> |      |      |      |      |      |      |      |      |      | 8   |
| 3  | JOHNSON, MARISSA     | SR | SIENA HEIG  | 1.71m 5' 7 <sup>1</sup> / <sub>4</sub> |      |      |      |      |      |      |      |      |      | 6   |
| 4  | GUIJARRO, CANDELLA   | JR | INDIANA TE  | 1.71m 5' 7 <sup>1</sup> / <sub>4</sub> |      |      |      |      |      |      |      |      |      | 5   |
| 5  | MCBRIDE, HARLEY      | SR | EASTERN O   | 1.68m 5' 6"                            |      |      |      |      |      |      |      |      |      | 4   |
| 6  | COLLIER, BECKY       | SR | WESTMONT    | 1.68m 5' 6"                            |      |      |      |      |      |      |      |      |      | 3   |
| 7  | BROWN, ANNE-LORRAINE | JR | OLIVET NAZ  | 1.68m 5' 6"                            |      |      |      |      |      |      |      |      |      | 2   |
| 8  | ARELLANO, KAIANN     | JR | JAMESTOW    | 1.65m 5' 5"                            |      |      |      |      |      |      |      |      |      | 1   |
| 9  | BROWN, SHAY          | SO | DOANE       | 1.65m 5' 5"                            |      |      |      |      |      |      |      |      |      |     |
| 9  | HULST, MYCAH         | SR | DORDT       | 1.65m 5' 5"                            |      |      |      |      |      |      |      |      |      |     |
| 11 | DALE, ALEXIS         | FR | DOANE       | 1.65m 5' 5"                            |      |      |      |      |      |      |      |      |      |     |
| 12 | ROSENBAUM, SAVANNA   | SO | HASTINGS    | 1.65m 5' 5"                            |      |      |      |      |      |      |      |      |      |     |
| 13 | COLLIER, BAILEY      | SR | SOUTHWES    | 1.65m 5' 5"                            |      |      |      |      |      |      |      |      |      |     |
| 14 | LAWRENCE, PARIS      | SO | INDIANA TE  | 1.65m 5' 5"                            |      |      |      |      |      |      |      |      |      |     |
| 15 | DODD, PAIGE          | SO | EASTERN O   | 1.62m 5' 3 <sup>3</sup> / <sub>4</sub> |      |      |      |      |      |      |      |      |      |     |
| 16 | MICHALSKI, EMILY     | SO | DAVENPORT   | 1.62m 5' 3 <sup>3</sup> / <sub>4</sub> |      |      |      |      |      |      |      |      |      |     |
| 17 | PAULICK, MIEKE       | SO | MARIAN (IND | 1.62m 5' 3 <sup>3</sup> / <sub>4</sub> |      |      |      |      |      |      |      |      |      |     |
| 17 | BROOKS, ALLISON      | SO | CONCORDIA   | 1.62m 5' 3 <sup>3</sup> / <sub>4</sub> |      |      |      |      |      |      |      |      |      |     |
| 19 | SINTEK, CLAIRE       | SO | DOANE       | 1.57m 5' 1 <sup>3</sup> / <sub>4</sub> |      |      |      |      |      |      |      |      |      |     |
| 20 | EBELS, BRITTA        | JR | DAVENPORT   | 1.57m 5' 1 <sup>3</sup> / <sub>4</sub> |      |      |      |      |      |      |      |      |      |     |
| 20 | MILCH, MEGAN         | SO | SOUTHWES    | 1.57m 5' 1 <sup>3</sup> / <sub>4</sub> |      |      |      |      |      |      |      |      |      |     |
| 20 | KYLER, CHANTEL       | SO | CLARKE      | 1.57m 5' 1 <sup>3</sup> / <sub>4</sub> |      |      |      |      |      |      |      |      |      |     |
|    | BONT, MALLORY        | SR | DAVENPORT   | NH                                     |      |      |      |      |      |      |      |      |      |     |
|    | SCHMIDT, CRYSTAL     | SR | CARROLL     | NH                                     |      |      |      |      |      |      |      |      |      |     |
|    | ASH, ANNA            | SO | WILLIAM WO  | NH                                     |      |      |      |      |      |      |      |      |      |     |
|    | SANDS, BRIA          | SO | LIFE        | DNS                                    |      |      |      |      |      |      |      |      |      |     |

## #27 Women's Pole Vault

**Progression- 3.32, 3.47, 3.57, 3.67, 3.72, 3.77, 3.82, 3.87, 3.92, 3.97, 4.02**

|   |                   |       |                 |                   |           |                  |
|---|-------------------|-------|-----------------|-------------------|-----------|------------------|
| N | NAIA Championship | 4.20m | Jessie Gallaher | Concordia (Ore.)  | 2007      | Johnson City, TN |
| W | World Indoor      | 5.03m | Jenn Shur       | USA               | 1/30/2016 | Brockport, NY,   |
| A | American Indoor   | 5.03m | Jenn Suhr       | adidas            | 1/30/2016 | Brockport, NY    |
| C | Collegiate Indoor | 4.75m | Demi Payne      | Stephen F. Austin | 1/24/2015 | Albuquerque, NM  |

**3:30 PM (Day 2):**

| Pl | Name                    | Yr | Team        | Mark                                    | 3.32 | 3.47 | 3.57 | 3.67 | 3.72 | 3.77 | 3.82 | 3.87 | 3.92 | Pts |
|----|-------------------------|----|-------------|---|------|------|------|------|------|------|------|------|------|-----|
| 1  | WOJCIECHOWSKI, DANIELLE | SO | BETHEL (IND | 3.82m 12' 6 <sup>1</sup> / <sub>4</sub> | PPP  | PPP  | PPP  | O    | PPP  | XO   | XO   | PPP  | XXX  | 10  |
| 2  | MCKINLEY, SHEILA        | JR | SIENA HEIG  | 3.77m 12' 4 <sup>1</sup> / <sub>2</sub> | PPP  | PPP  | XXO  | XO   | XO   | XO   | XXX  |      |      | 8   |
| 3  | BROOKS, ALLISON         | SO | CONCORDIA   | 3.72m 12' 2 <sup>1</sup> / <sub>2</sub> | PPP  | PPP  | PPP  | XXO  | O    | PPP  | XXX  |      |      | 6   |

**NAIA INDOOR TRACK & FIELD CHAMPIONSHIPS**

Johnson City, TN  
 David E. Walker Track at Gentry Field  
 Weather: Indoor meet  
 Host: Milligan College  
 3/2/2017 - 3/4/2017

**MEET OFFICIALS**

**Meet Director:**  
Chris Layne  
**Meet Referee:**  
Lawhorn, Messenger, Thuber  
**Timing:**  
www.cfpitiming.com



**OFFICIAL MEET REPORT**  
 printed: 3/4/2017 5:49 PM

**RESULTS****#27 Women's Pole Vault (cont'd)**

| Rank | Name                | Team          | Height | Time        | PP  | PP  | O   | O   | XO  | XXX | Pts |
|------|---------------------|---------------|--------|-------------|-----|-----|-----|-----|-----|-----|-----|
| 4J   | BAILEY, BETHANY     | SR INDIANA WE | 3.72m  | 12' 2 1/2"  | PPP | O   | O   | O   | XO  | XXX | 5   |
| 5    | MEGENHARDT, ANNA    | SR HASTINGS   | 3.67m  | 12' 0 1/2"  | PPP | O   | O   | XO  | XXX |     | 3.5 |
| 5    | CUNDITH, TERAH      | JR CARROLL    | 3.67m  | 12' 0 1/2"  | PPP | O   | O   | XO  | XXX |     | 3.5 |
| 7    | MCKINLEY, TASHA     | JR SIENA HEIG | 3.57m  | 11' 8 1/2"  | PPP | PPP | O   | XXX |     |     | 2   |
| 8    | TOVAR, KATRINA      | SO SPRING ARB | 3.57m  | 11' 8 1/2"  | XO  | O   | O   | XXX |     |     | 1   |
| 9    | SPRENG, RACHEL      | JR AQUINAS    | 3.47m  | 11' 4 1/2"  | PPP | O   | XXX |     |     |     |     |
| 9    | PRYSTUPA, SARAH     | FR BIOLA      | 3.47m  | 11' 4 1/2"  | O   | O   | XXX |     |     |     |     |
| 9    | KUENZER, BETHANY    | JR SPRING ARB | 3.47m  | 11' 4 1/2"  | O   | O   | XXX |     |     |     |     |
| 12   | WILSON, LATONYA     | JR INDIANA TE | 3.47m  | 11' 4 1/2"  | XO  | O   | XXX |     |     |     |     |
| 13   | SMITH, NOELLE       | SR SOKA       | 3.47m  | 11' 4 1/2"  | XO  | XO  | XXX |     |     |     |     |
| 13   | RHODES, RENEE       | SO COLUMBIA ( | 3.47m  | 11' 4 1/2"  | XO  | XO  | XXX |     |     |     |     |
| 15   | BOWERS, DANA        | SO WESTMONT   | 3.32m  | 10' 10 3/4" | O   | XXX |     |     |     |     |     |
| 15   | SHOOP, AMYGRACE     | JR AQUINAS    | 3.32m  | 10' 10 3/4" | O   | XXX |     |     |     |     |     |
| 15   | BROWNING, KATIE     | JR RIO GRAND  | 3.32m  | 10' 10 3/4" | O   | XXX |     |     |     |     |     |
| 15   | UNDERHILL, CHENA    | FR WESTMONT   | 3.32m  | 10' 10 3/4" | O   | XXX |     |     |     |     |     |
| 19   | SCHINDLER, COURTNEY | FR DOANE      | 3.32m  | 10' 10 3/4" | XO  | XXX |     |     |     |     |     |
| 20   | LOVETT, BETSY       | FR DAVENPORT  | 3.32m  | 10' 10 3/4" | XXO | XXX |     |     |     |     |     |
|      | RYKTARSYK, OLIVIA   | FR SIENA HEIG | NH     |             | XXX |     |     |     |     |     |     |
|      | SCHMIDT, CARLY      | SR INDIANA TE | NH     |             | PPP | XXX |     |     |     |     |     |
|      | MOHR, ABIGAIL       | JR DOANE      | NH     |             | XXX |     |     |     |     |     |     |
|      | HIATT, MAEGAN       | SO DOANE      | NH     |             | XXX |     |     |     |     |     |     |

**#29 Women's Long Jump****Top 9 + ties to the finals**

|   |                   |       |                    |                    |           |                  |
|---|-------------------|-------|--------------------|--------------------|-----------|------------------|
| N | NAIA Championship | 6.50m | Carolyn Sterling   | Central State (OH) | 1992      |                  |
| W | World Indoor      | 7.37m | Heike Drechsler    | GDR                | 2/13/1988 | Vienna, Austria  |
| A | American Indoor   | 7.23m | Brittney Reese     | Nike               | 3/11/2012 | Istanbul, Turkey |
| C | Collegiate Indoor | 6.91m | Goulbourne/ Gipson | Auburn/ T.C.U.     | 2/23/2002 | Fayetteville, AR |

**1:00 PM (Day 2):**


| Pl | Name                    | Yr Team       | Mark              | Rnd 1       | Rnd 2       | Rnd 3       | Rnd 4       | Rnd 5       | Rnd 6       | F(Pl) | Pts |
|----|-------------------------|---------------|-------------------|-------------|-------------|-------------|-------------|-------------|-------------|-------|-----|
| 1  | BRISCOE, TELECIA        | FR WAYLAND B  | 5.92m 19' 5 1/4"  | 5.10 (+0.0) | 5.85 (+0.0) | FOUL        | FOUL        | 5.68 (+0.0) | 5.92 (+0.0) | 1(1)  | 10  |
| 2  | BRINSON, JONINA         | JR MOBILE     | 5.84m 19' 2"      | 5.65 (+0.0) | 5.63 (+0.0) | 5.70 (+0.0) | 5.75 (+0.0) | 5.84 (+0.0) | 5.62 (+0.0) | 3(1)  | 8   |
| 3  | SAKEUH, PLENSH-TAY      | SO TAYLOR     | 5.83m 19' 1 1/2"  | 5.20 (+0.0) | 5.58 (+0.0) | 5.83 (+0.0) | 5.07 (+0.0) | 5.06 (+0.0) | 4.91 (+0.0) | 1(2)  | 6   |
| 4  | HOLMES, TIA             | JR INDIANA TE | 5.74m 18' 10"     | 5.31 (+0.0) | 5.45 (+0.0) | 5.74 (+0.0) | 5.43 (+0.0) | FOUL        | 5.55 (+0.0) | 1(3)  | 5   |
| 5  | WUBBEN, DANIELLE        | JR DORDT      | 5.65m 18' 6 1/2"  | 5.48 (+0.0) | FOUL        | 5.65 (+0.0) | 5.51 (+0.0) | 5.50 (+0.0) | FOUL        | 3(2)  | 4   |
| 6  | FLETCHER, JEROSAN       | JR PARK U.    | 5.64m 18' 6"      | 5.54 (+0.0) | 5.60 (+0.0) | 5.41 (+0.0) | 5.54 (+0.0) | 5.38 (+0.0) | 5.64 (+0.0) | 2(1)  | 3   |
| 7  | BRADLEY, KYLIE          | SR OLIVET NAZ | 5.63m 18' 5 3/4"  | 5.44 (+0.0) | 5.54 (+0.0) | 5.47 (+0.0) | 5.63 (+0.0) | 5.46 (+0.0) | 5.34 (+0.0) | 2(2)  | 2   |
| 8  | FLORES, ALEXIS          | JR WAYLAND B  | 5.61m 18' 5"      | 5.41 (+0.0) | FOUL        | 5.61 (+0.0) | 4.50 (+0.0) | 4.78 (+0.0) | 5.17 (+0.0) | 3(3)  | 1   |
| 9  | CORREIA, LEONDRA        | FR INDIANA TE | 5.59m 18' 4 1/4"  | FOUL        | 5.53 (+0.0) | 5.59 (+0.0) | 5.47 (+0.0) | FOUL        | 5.09 (+0.0) | 2(3)  |     |
| 10 | SANDS, BRIA             | SO LIFE       | 5.54m 18' 2 1/4"  | 5.10 (+0.0) | 5.40 (+0.0) | 5.54 (+0.0) | FOUL        | FOUL        | FOUL        | 1(4)  |     |
| 10 | CUNNINGHAM, SHANTINIQUE | SO HASTINGS   | 5.54m 18' 2 1/4"  | 5.54 (+0.0) | 5.38 (+0.0) | FOUL        | FOUL        | FOUL        | 5.22 (+0.0) | 3(4)  |     |
| 12 | HERRERA, MADISON        | JR WESTMONT   | 5.53m 18' 1 3/4"  | 5.43 (+0.0) | 5.53 (+0.0) | 5.27 (+0.0) |             |             |             | 3(5)  |     |
| 13 | WOTOE, MARKAI           | FR WALDORF    | 5.50m 18' 0 1/2"  | 5.49 (+0.0) | 5.31 (+0.0) | 5.50 (+0.0) |             |             |             | 1(5)  |     |
| 14 | YOUNG-BROOKS, MILDRENAE | SO SIENA HEIG | 5.49m 18' 0 1/4"  | 5.49 (+0.0) | 4.88 (+0.0) | 5.27 (+0.0) |             |             |             | 2(4)  |     |
| 15 | BONT, MALLORY           | SR DAVENPORT  | 5.47m 17' 11 1/2" | 5.44 (+0.0) | 5.38 (+0.0) | 5.47 (+0.0) |             |             |             | 3(6)  |     |
| 16 | HARRIS, ANNESHA         | SO LINDSEY WI | 5.42m 17' 9 1/2"  | FOUL        | 5.42 (+0.0) | FOUL        |             |             |             | 2(5)  |     |
| 17 | PORCH, HANNAH           | SO CARROLL    | 5.39m 17' 8 1/4"  | 5.38 (+0.0) | 5.39 (+0.0) | 5.36 (+0.0) |             |             |             | 3(7)  |     |

# NAIA INDOOR TRACK & FIELD CHAMPIONSHIPS

Johnson City, TN  
David E. Walker Track at Gentry Field  
Weather: Indoor meet  
Host: Milligan College  
3/2/2017 - 3/4/2017

## MEET OFFICIALS

**Meet Director:**  
Chris Layne  
**Meet Referee:**  
Lawhorn, Messenger, Thuber  
**Timing:**  
www.cfpitiming.com



**OFFICIAL MEET REPORT**  
printed: 3/4/2017 5:49 PM

# RESULTS

## #29 Women's Long Jump (cont'd)

1:00 PM (Day 2):

| Pl | Name               | Yr | Team        | Mark           | Rnd 1       | Rnd 2       | Rnd 3       | Rnd 4 | Rnd 5 | Rnd 6 | F (Pl) | Pts   |
|----|--------------------|----|-------------|----------------|-------------|-------------|-------------|-------|-------|-------|--------|-------|
| 18 | MOODY, AYANNA      | SO | INDIANA TE  | 5.37m 17' 7½"  | FOUL        | 5.37 (+0.0) | FOUL        |       |       |       |        | 1(6)  |
| 19 | HYMAN, OSHIN       | JR | WARNER      | 5.34m 17' 6¼"  | 5.34 (+0.0) | 5.24 (+0.0) | 5.27 (+0.0) |       |       |       |        | 2(6)  |
| 20 | GRIGG, KAYLA       | JR | INDIANA TE  | 5.29m 17' 4¼"  | 5.07 (+0.0) | FOUL        | 5.29 (+0.0) |       |       |       |        | 1(7)  |
| 21 | WILLIAMS, ZARRIA   | FR | OHIO CHRIS  | 5.23m 17' 2"   | FOUL        | 5.23 (+0.0) | 5.08 (+0.0) |       |       |       |        | 1(8)  |
| 21 | FARLEY, ERIN       | JR | OLIVET NAZ  | 5.23m 17' 2"   | 5.23 (+0.0) | FOUL        | FOUL        |       |       |       |        | 2(7)  |
| 23 | REDDINGTON, MORGAN | SO | EASTERN O   | 5.22m 17' 1½"  | 5.00 (+0.0) | 4.70 (+0.0) | 5.22 (+0.0) |       |       |       |        | 2(8)  |
| 23 | DUGAN, ASHLEY      | JR | YORK (NEB.) | 5.22m 17' 1½"  | 5.17 (+0.0) | 5.20 (+0.0) | 5.22 (+0.0) |       |       |       |        | 2(8)  |
| 25 | STRICKER, ABBY     | SO | COLUMBIA (  | 5.15m 16' 10¾" | 5.15 (+0.0) | FOUL        | FOUL        |       |       |       |        | 1(9)  |
| 26 | COOPER, KIERRA     | FR | MADONNA     | 5.07m 16' 7¾"  | 5.07 (+0.0) | 4.72 (+0.0) | 4.95 (+0.0) |       |       |       |        | 3(8)  |
| 27 | PENNINGTON, TAYLOR | SR | BETHEL (IND | 5.03m 16' 6"   | FOUL        | 5.03 (+0.0) | FOUL        |       |       |       |        | 2(10) |
| 28 | WILLIAMS, TATIANA  | FR | LINDSEY WI  | 5.02m 16' 5¾"  | FOUL        | 5.02 (+0.0) | 4.96 (+0.0) |       |       |       |        | 3(9)  |
| 28 | PARKER, KARIS      | JR | WAYLAND B   | 5.02m 16' 5¾"  | 5.02 (+0.0) | 4.91 (+0.0) | 5.01 (+0.0) |       |       |       |        | 3(9)  |
| 30 | WILSON, JOHANNA    | FR | CUMBERLA    | 4.83m 15' 10¼" | 4.78 (+0.0) | FOUL        | 4.83 (+0.0) |       |       |       |        | 1(10) |
|    | TENNESSEE, DALLAS  | JR | INDIANA TE  | NM             | FOUL        | FOUL        | FOUL        |       |       |       |        | 3     |

## FLIGHT RESULTS

| Pl                   | Name                    | Yr | Team        | Mark           | Rnd 1       | Rnd 2       | Rnd 3       | Rnd 4       | Rnd 5       | Rnd 6       |  |
|----------------------|-------------------------|----|-------------|----------------|-------------|-------------|-------------|-------------|-------------|-------------|--|
| <b>Flight 1 of 3</b> |                         |    |             |                |             |             |             |             |             |             |  |
| 1                    | BRISCOE, TELECIA        | FR | WAYLAND B   | 5.92m 19' 5¼"  | 5.10 (+0.0) | 5.85 (+0.0) | FOUL        | FOUL        | 5.68 (+0.0) | 5.92 (+0.0) |  |
| 2                    | SAKEUH, PLENESEH-TAY    | SO | TAYLOR      | 5.83m 19' 1½"  | 5.20 (+0.0) | 5.58 (+0.0) | 5.83 (+0.0) | 5.07 (+0.0) | 5.06 (+0.0) | 4.91 (+0.0) |  |
| 3                    | HOLMES, TIA             | JR | INDIANA TE  | 5.74m 18' 10"  | 5.31 (+0.0) | 5.45 (+0.0) | 5.74 (+0.0) | 5.43 (+0.0) | FOUL        | 5.55 (+0.0) |  |
| 4                    | SANDS, BRIA             | SO | LIFE        | 5.54m 18' 2¼"  | 5.10 (+0.0) | 5.40 (+0.0) | 5.54 (+0.0) | FOUL        | FOUL        | FOUL        |  |
| 5                    | WOTOE, MARKAI           | FR | WALDORF     | 5.50m 18' 0½"  | 5.49 (+0.0) | 5.31 (+0.0) | 5.50 (+0.0) |             |             |             |  |
| 6                    | MOODY, AYANNA           | SO | INDIANA TE  | 5.37m 17' 7½"  | FOUL        | 5.37 (+0.0) | FOUL        |             |             |             |  |
| 7                    | GRIGG, KAYLA            | JR | INDIANA TE  | 5.29m 17' 4¼"  | 5.07 (+0.0) | FOUL        | 5.29 (+0.0) |             |             |             |  |
| 8                    | WILLIAMS, ZARRIA        | FR | OHIO CHRIS  | 5.23m 17' 2"   | FOUL        | 5.23 (+0.0) | 5.08 (+0.0) |             |             |             |  |
| 9                    | STRICKER, ABBY          | SO | COLUMBIA (  | 5.15m 16' 10¾" | 5.15 (+0.0) | FOUL        | FOUL        |             |             |             |  |
| 10                   | WILSON, JOHANNA         | FR | CUMBERLA    | 4.83m 15' 10¼" | 4.78 (+0.0) | FOUL        | 4.83 (+0.0) |             |             |             |  |
| <b>Flight 2 of 3</b> |                         |    |             |                |             |             |             |             |             |             |  |
| 1                    | FLETCHER, JEROSAN       | JR | PARK U.     | 5.64m 18' 6"   | 5.54 (+0.0) | 5.60 (+0.0) | 5.41 (+0.0) | 5.54 (+0.0) | 5.38 (+0.0) | 5.64 (+0.0) |  |
| 2                    | BRADLEY, KYLIE          | SR | OLIVET NAZ  | 5.63m 18' 5¾"  | 5.44 (+0.0) | 5.54 (+0.0) | 5.47 (+0.0) | 5.63 (+0.0) | 5.46 (+0.0) | 5.34 (+0.0) |  |
| 3                    | CORREIA, LEONDRA        | FR | INDIANA TE  | 5.59m 18' 4¼"  | FOUL        | 5.53 (+0.0) | 5.59 (+0.0) | 5.47 (+0.0) | FOUL        | 5.09 (+0.0) |  |
| 4                    | YOUNG-BROOKS, MILDRENAE | SO | SIENA HEIG  | 5.49m 18' 0¼"  | 5.49 (+0.0) | 4.88 (+0.0) | 5.27 (+0.0) |             |             |             |  |
| 5                    | HARRIS, ANNESHA         | SO | LINDSEY WI  | 5.42m 17' 9½"  | FOUL        | 5.42 (+0.0) | FOUL        |             |             |             |  |
| 6                    | HYMAN, OSHIN            | JR | WARNER      | 5.34m 17' 6¼"  | 5.34 (+0.0) | 5.24 (+0.0) | 5.27 (+0.0) |             |             |             |  |
| 7                    | FARLEY, ERIN            | JR | OLIVET NAZ  | 5.23m 17' 2"   | 5.23 (+0.0) | FOUL        | FOUL        |             |             |             |  |
| 8                    | REDDINGTON, MORGAN      | SO | EASTERN O   | 5.22m 17' 1½"  | 5.00 (+0.0) | 4.70 (+0.0) | 5.22 (+0.0) |             |             |             |  |
| 8                    | DUGAN, ASHLEY           | JR | YORK (NEB.) | 5.22m 17' 1½"  | 5.17 (+0.0) | 5.20 (+0.0) | 5.22 (+0.0) |             |             |             |  |
| 10                   | PENNINGTON, TAYLOR      | SR | BETHEL (IND | 5.03m 16' 6"   | FOUL        | 5.03 (+0.0) | FOUL        |             |             |             |  |
| <b>Flight 3 of 3</b> |                         |    |             |                |             |             |             |             |             |             |  |
| 1                    | BRINSON, JONINA         | JR | MOBILE      | 5.84m 19' 2"   | 5.65 (+0.0) | 5.63 (+0.0) | 5.70 (+0.0) | 5.75 (+0.0) | 5.84 (+0.0) | 5.62 (+0.0) |  |
| 2                    | WUBBEN, DANIELLE        | JR | DORDT       | 5.65m 18' 6½"  | 5.48 (+0.0) | FOUL        | 5.65 (+0.0) | 5.51 (+0.0) | 5.50 (+0.0) | FOUL        |  |
| 3                    | FLORES, ALEXIS          | JR | WAYLAND B   | 5.61m 18' 5"   | 5.41 (+0.0) | FOUL        | 5.61 (+0.0) | 4.50 (+0.0) | 4.78 (+0.0) | 5.17 (+0.0) |  |
| 4                    | CUNNINGHAM, SHANTINIQUE | SO | HASTINGS    | 5.54m 18' 2¼"  | 5.54 (+0.0) | 5.38 (+0.0) | FOUL        | FOUL        | FOUL        | 5.22 (+0.0) |  |
| 5                    | HERRERA, MADISON        | JR | WESTMONT    | 5.53m 18' 1¾"  | 5.43 (+0.0) | 5.53 (+0.0) | 5.27 (+0.0) |             |             |             |  |

# NAIA INDOOR TRACK & FIELD CHAMPIONSHIPS

Johnson City, TN  
David E. Walker Track at Gentry Field  
Weather: Indoor meet  
Host: Milligan College  
3/2/2017 - 3/4/2017

## MEET OFFICIALS

**Meet Director:**  
Chris Layne  
**Meet Referee:**  
Lawhorn, Messenger, Thuber  
**Timing:**  
www.cfpitiming.com



**OFFICIAL MEET REPORT**  
printed: 3/4/2017 5:49 PM

# RESULTS

## #29 Women's Long Jump (cont'd)

| Pl | Name              | Yr Team       | Mark              | Rnd 1       | Rnd 2       | Rnd 3       | Rnd 4 | Rnd 5 | Rnd 6 |
|----|-------------------|---------------|-------------------|-------------|-------------|-------------|-------|-------|-------|
| 6  | BONT, MALLORY     | SR DAVENPORT  | 5.47m 17' 11 1/2" | 5.44 (+0.0) | 5.38 (+0.0) | 5.47 (+0.0) |       |       |       |
| 7  | PORCH, HANNAH     | SO CARROLL    | 5.39m 17' 8 1/4"  | 5.38 (+0.0) | 5.39 (+0.0) | 5.36 (+0.0) |       |       |       |
| 8  | COOPER, KIERRA    | FR MADONNA    | 5.07m 16' 7 3/4"  | 5.07 (+0.0) | 4.72 (+0.0) | 4.95 (+0.0) |       |       |       |
| 9  | WILLIAMS, TATIANA | FR LINDSEY WI | 5.02m 16' 5 3/4"  | FOUL        | 5.02 (+0.0) | 4.96 (+0.0) |       |       |       |
| 9  | PARKER, KARIS     | JR WAYLAND B  | 5.02m 16' 5 3/4"  | 5.02 (+0.0) | 4.91 (+0.0) | 5.01 (+0.0) |       |       |       |
|    | TENNESSEE, DALLAS | JR INDIANA TE | NM                | FOUL        | FOUL        | FOUL        |       |       |       |

## #31 Women's Triple Jump

### Top 9 + ties to the finals

|   |                   |        |                  |            |           |               |  |  |
|---|-------------------|--------|------------------|------------|-----------|---------------|--|--|
| N | NAIA Championship | 13.00m | Latoya Heath     | Lindenwood |           |               |  |  |
| W | World Indoor      | 15.36m | Tatyana Lebedeva | RUS        | 3/6/2004  | Budapest,     |  |  |
| A | American Indoor   | 14.32m | Keturah Orji     | Georgia    | 2/25/2017 | Nashville, TN |  |  |
| C | Collegiate Indoor | 14.32m | Keturah Orji     | Georgia    | 2/25/2017 | Nashville, TN |  |  |

### 10:00 AM (Day 3):

| Pl | Name                    | Yr Team        | Mark               | Rnd 1        | Rnd 2        | Rnd 3        | Rnd 4        | Rnd 5        | Rnd 6        | F(Pl) | Pts |
|----|-------------------------|----------------|--------------------|--------------|--------------|--------------|--------------|--------------|--------------|-------|-----|
| 1  | SANDS, BRIA             | SO LIFE        | 11.93m 39' 1 3/4"  | FOUL         | 11.77 (+0.0) | 11.93 (+0.0) | FOUL         | 11.73 (+0.0) | FOUL         | 1(1)  | 10  |
| 2  | YOUNGE, VICTORIA        | SO MISSOURI B  | 11.86m 38' 11"     | FOUL         | FOUL         | 11.86 (+0.0) | FOUL         | PASS         | PASS         | 1(2)  | 8   |
| 3  | BRINSON, JONINA         | JR MOBILE      | 11.77m 38' 7 1/2"  | 10.67 (+0.0) | 11.77 (+0.0) | 10.60 (+0.0) | 11.09 (+0.0) | 11.56 (+0.0) | 11.61 (+0.0) | 1(3)  | 6   |
| 4  | EDEKO, ISI              | SR ST. FRANCIS | 11.71m 38' 5"      | FOUL         | 11.68 (+0.0) | 11.46 (+0.0) | 11.45 (+0.0) | 11.71 (+0.0) | 11.55 (+0.0) | 1(4)  | 5   |
| 5J | ELLIS, RAIVEN           | SO MIDAMERIC   | 11.67m 38' 3 1/2"  | 11.32 (+0.0) | FOUL         | 11.67 (+0.0) | 11.31 (+0.0) | 11.50 (+0.0) | FOUL         | 2(1)  | 4   |
| 6J | HICKS, CHRISTIANA       | SR HUNTINGTO   | 11.67m 38' 3 1/2"  | 10.72 (+0.0) | 10.86 (+0.0) | 11.49 (+0.0) | 11.35 (+0.0) | 11.37 (+0.0) | 11.67 (+0.0) | 2(2)  | 3   |
| 7  | HOSFORD, BRANDI         | JR ST. AMBROS  | 11.52m 37' 9 1/2"  | 11.40 (+0.0) | 11.27 (+0.0) | 11.14 (+0.0) | 10.78 (+0.0) | 11.26 (+0.0) | 11.52 (+0.0) | 2(3)  | 2   |
| 8J | LOWMAN, SHERITA         | FR INDIANA TE  | 11.42m 37' 5 3/4"  | 11.38 (+0.0) | 11.31 (+0.0) | 11.42 (+0.0) | 11.34 (+0.0) | 10.73 (+0.0) | 10.38 (+0.0) | 2(4)  | 1   |
| 9J | CUNNINGHAM, SHANTINIQUE | SO HASTINGS    | 11.42m 37' 5 3/4"  | 11.10 (+0.0) | 11.42 (+0.0) | FOUL         | 10.24 (+0.0) | 11.13 (+0.0) | 11.18 (+0.0) | 2(5)  |     |
| 10 | YOUNG-BROOKS, MILDRENAE | SO SIENA HEIG  | 11.31m 37' 1 1/4"  | 11.18 (+0.0) | 11.03 (+0.0) | 11.31 (+0.0) |              |              |              | 1(5)  |     |
| 11 | BRUNS, DALLAS           | SR SOUTHWES    | 11.27m 36' 11 3/4" | 10.82 (+0.0) | FOUL         | 11.27 (+0.0) |              |              |              | 1(6)  |     |
| 12 | HELMS, JASMINE          | SR MCPHERSO    | 11.20m 36' 9"      | 11.02 (+0.0) | 10.94 (+0.0) | 11.20 (+0.0) |              |              |              | 1(7)  |     |
| 12 | DRAKE, HANNAH           | SO CORNERST    | 11.20m 36' 9"      | FOUL         | 11.06 (+0.0) | 11.20 (+0.0) |              |              |              | 2(6)  |     |
| 14 | HYMAN, OSHIN            | JR WARNER      | 11.16m 36' 7 1/2"  | 11.16 (+0.0) | 11.11 (+0.0) | 11.11 (+0.0) |              |              |              | 2(7)  |     |
| 15 | STRICKER, ABBY          | SO COLUMBIA (  | 11.15m 36' 7"      | 10.81 (+0.0) | FOUL         | 11.15 (+0.0) |              |              |              | 1(8)  |     |
| 16 | WOODARD-JOHNSON, JA'ZEL | SO CAMPBELLS   | 11.12m 36' 5 3/4"  | 11.12 (+0.0) | 11.02 (+0.0) | 10.51 (+0.0) |              |              |              | 2(8)  |     |
| 17 | MOORE, ANNIKA           | SO CARROLL     | 11.11m 36' 5 1/2"  | 10.94 (+0.0) | 11.11 (+0.0) | FOUL         |              |              |              | 1(9)  |     |
| 18 | LAMBROS, ALEX           | SO ST. XAVIER  | 11.00m 36' 1 1/4"  | 10.74 (+0.0) | 11.00 (+0.0) | 10.69 (+0.0) |              |              |              | 2(9)  |     |
| 19 | DOLL, LAUREN            | FR FRIENDS     | 10.97m 36' 0"      | 10.83 (+0.0) | 10.97 (+0.0) | 10.81 (+0.0) |              |              |              | 1(10) |     |
| 19 | HARRIS, ANNESHA         | SO LINDSEY WI  | 10.97m 36' 0"      | 10.84 (+0.0) | 10.97 (+0.0) | FOUL         |              |              |              | 2(10) |     |
| 21 | WILLIAMS, CHARLENA      | JR SIENA HEIG  | 10.82m 35' 6"      | 10.37 (+0.0) | 10.82 (+0.0) | 10.67 (+0.0) |              |              |              | 1(11) |     |
| 22 | HOINS, JAYSA            | SO DOANE       | 10.76m 35' 3 3/4"  | 10.76 (+0.0) | FOUL         | FOUL         |              |              |              | 2(11) |     |
|    | FLORES, ALEXIS          | JR WAYLAND B   | NM                 | FOUL         | FOUL         | FOUL         |              |              |              | 1     |     |

## FLIGHT RESULTS


| Pl                   | Name                    | Yr Team        | Mark              | Rnd 1        | Rnd 2        | Rnd 3        | Rnd 4        | Rnd 5        | Rnd 6        |  |
|----------------------|-------------------------|----------------|-------------------|--------------|--------------|--------------|--------------|--------------|--------------|--|
| <b>Flight 1 of 2</b> |                         |                |                   |              |              |              |              |              |              |  |
| 1                    | SANDS, BRIA             | SO LIFE        | 11.93m 39' 1 3/4" | FOUL         | 11.77 (+0.0) | 11.93 (+0.0) | FOUL         | 11.73 (+0.0) | FOUL         |  |
| 2                    | YOUNGE, VICTORIA        | SO MISSOURI B  | 11.86m 38' 11"    | FOUL         | FOUL         | 11.86 (+0.0) | FOUL         | PASS         | PASS         |  |
| 3                    | BRINSON, JONINA         | JR MOBILE      | 11.77m 38' 7 1/2" | 10.67 (+0.0) | 11.77 (+0.0) | 10.60 (+0.0) | 11.09 (+0.0) | 11.56 (+0.0) | 11.61 (+0.0) |  |
| 4                    | EDEKO, ISI              | SR ST. FRANCIS | 11.71m 38' 5"     | FOUL         | 11.68 (+0.0) | 11.46 (+0.0) | 11.45 (+0.0) | 11.71 (+0.0) | 11.55 (+0.0) |  |
| 5                    | YOUNG-BROOKS, MILDRENAE | SO SIENA HEIG  | 11.31m 37' 1 1/4" | 11.18 (+0.0) | 11.03 (+0.0) | 11.31 (+0.0) |              |              |              |  |

# NAIA INDOOR TRACK & FIELD CHAMPIONSHIPS

Johnson City, TN  
David E. Walker Track at Gentry Field  
Weather: Indoor meet  
Host: Milligan College  
3/2/2017 - 3/4/2017

## MEET OFFICIALS

**Meet Director:**  
Chris Layne  
**Meet Referee:**  
Lawhorn, Messenger, Thuber  
**Timing:**  
www.cfpitiming.com



**OFFICIAL MEET REPORT**  
printed: 3/4/2017 5:49 PM

# RESULTS

## #31 Women's Triple Jump (cont'd)

| Pl                   | Name                                 | Yr Team                       | Mark  | Rnd 1                | Rnd 2                | Rnd 3                | Rnd 4        | Rnd 5        | Rnd 6        |
|----------------------|--------------------------------------|-------------------------------|---|----------------------|----------------------|----------------------|--------------|--------------|--------------|
| 6                    | BRUNS, DALLAS                        | SR SOUTHWES                   | 11.27m 36' 11 <sup>3</sup> / <sub>4</sub> " | 10.82 (+0.0)         | FOUL                 | 11.27 (+0.0)         |              |              |              |
| 7                    | HELMS, JASMINE                       | SR MCPHERSO                   | 11.20m 36' 9"                               | 11.02 (+0.0)         | 10.94 (+0.0)         | 11.20 (+0.0)         |              |              |              |
| 8                    | STRICKER, ABBY                       | SO COLUMBIA (                 | 11.15m 36' 7"                               | 10.81 (+0.0)         | FOUL                 | 11.15 (+0.0)         |              |              |              |
| 9                    | MOORE, ANNIKA                        | SO CARROLL                    | 11.11m 36' 5 <sup>1</sup> / <sub>2</sub> "  | 10.94 (+0.0)         | 11.11 (+0.0)         | FOUL                 |              |              |              |
| 10                   | DOLL, LAUREN                         | FR FRIENDS                    | 10.97m 36' 0"                               | 10.83 (+0.0)         | 10.97 (+0.0)         | 10.81 (+0.0)         |              |              |              |
| 11                   | WILLIAMS, CHARLENA<br>FLORES, ALEXIS | JR SIENA HEIG<br>JR WAYLAND B | 10.82m 35' 6"<br>NM                         | 10.37 (+0.0)<br>FOUL | 10.82 (+0.0)<br>FOUL | 10.67 (+0.0)<br>FOUL |              |              |              |
| <b>Flight 2 of 2</b> |                                      |                               |   |                      |                      |                      |              |              |              |
| 1                    | ELLIS, RAIVEN                        | SO MIDAMERIC                  | 11.67m 38' 3 <sup>1</sup> / <sub>2</sub> "  | 11.32 (+0.0)         | FOUL                 | 11.67 (+0.0)         | 11.31 (+0.0) | 11.50 (+0.0) | FOUL         |
| 2                    | HICKS, CHRISTIANA                    | SR HUNTINGTO                  | 11.67m 38' 3 <sup>1</sup> / <sub>2</sub> "  | 10.72 (+0.0)         | 10.86 (+0.0)         | 11.49 (+0.0)         | 11.35 (+0.0) | 11.37 (+0.0) | 11.67 (+0.0) |
| 3                    | HOSFORD, BRANDI                      | JR ST. AMBROS                 | 11.52m 37' 9 <sup>1</sup> / <sub>2</sub> "  | 11.40 (+0.0)         | 11.27 (+0.0)         | 11.14 (+0.0)         | 10.78 (+0.0) | 11.26 (+0.0) | 11.52 (+0.0) |
| 4                    | LOWMAN, SHERITA                      | FR INDIANA TE                 | 11.42m 37' 5 <sup>3</sup> / <sub>4</sub> "  | 11.38 (+0.0)         | 11.31 (+0.0)         | 11.42 (+0.0)         | 11.34 (+0.0) | 10.73 (+0.0) | 10.38 (+0.0) |
| 5                    | CUNNINGHAM, SHANTINIQUE              | SO HASTINGS                   | 11.42m 37' 5 <sup>3</sup> / <sub>4</sub> "  | 11.10 (+0.0)         | 11.42 (+0.0)         | FOUL                 | 10.24 (+0.0) | 11.13 (+0.0) | 11.18 (+0.0) |
| 6                    | DRAKE, HANNAH                        | SO CORNERST                   | 11.20m 36' 9"                               | FOUL                 | 11.06 (+0.0)         | 11.20 (+0.0)         |              |              |              |
| 7                    | HYMAN, OSHIN                         | JR WARNER                     | 11.16m 36' 7 <sup>1</sup> / <sub>2</sub> "  | 11.16 (+0.0)         | 11.11 (+0.0)         | 11.11 (+0.0)         |              |              |              |
| 8                    | WOODARD-JOHNSON, JA'ZEL              | SO CAMPBELLS                  | 11.12m 36' 5 <sup>3</sup> / <sub>4</sub> "  | 11.12 (+0.0)         | 11.02 (+0.0)         | 10.51 (+0.0)         |              |              |              |
| 9                    | LAMBROS, ALEX                        | SO ST. XAVIER                 | 11.00m 36' 1 <sup>1</sup> / <sub>4</sub> "  | 10.74 (+0.0)         | 11.00 (+0.0)         | 10.69 (+0.0)         |              |              |              |
| 10                   | HARRIS, ANNESHA                      | SO LINDSEY WI                 | 10.97m 36' 0"                               | 10.84 (+0.0)         | 10.97 (+0.0)         | FOUL                 |              |              |              |
| 11                   | HOINS, JAYSA                         | SO DOANE                      | 10.76m 35' 3 <sup>3</sup> / <sub>4</sub> "  | 10.76 (+0.0)         | FOUL                 | FOUL                 |              |              |              |

## #33 Women's Shot Put

### Top 9 + ties to the finals

|   |                   |        |                    |               |           |                  |
|---|-------------------|--------|--------------------|---------------|-----------|------------------|
| N | NAIA Championship | 18.03m | Vivian Chukwuemeka | Azusa Pacific | 2003      | Johnson City, TN |
| W | World Indoor      | 22.50m | Helena Fibingerova | TCH           | 2/19/1977 | Jablonec, TCH    |
| A | American Indoor   | 20.21m | Michelle Carter    | Nike          | 3/19/2016 | Portland, OR     |
| C | Collegiate Indoor | 19.23m | Raven Saunders     | Ole Miss      | 2/13/2016 | Ames, IA         |

### 10:00 AM (Day 3):


| Pl | Name               | Yr Team        | Mark  | Rnd 1        | Rnd 2        | Rnd 3        | Rnd 4        | Rnd 5        | Rnd 6        | F(Pl) | Pts |
|----|--------------------|----------------|---|--------------|--------------|--------------|--------------|--------------|--------------|-------|-----|
| 1  | DAVIS, KYLIE       | SO OLIVET NAZ  | 14.53m 47' 8 <sup>1</sup> / <sub>4</sub> "  | 13.57 (+0.0) | 13.49 (+0.0) | FOUL         | 14.01 (+0.0) | 14.53 (+0.0) | FOUL         | 2(1)  | 10  |
| 2  | SHAW, ADRIANNA     | FR CONCORDIA   | 14.35m 47' 1 <sup>1</sup> / <sub>4</sub> "  | 14.35 (+0.0) | FOUL         | 13.97 (+0.0) | 13.99 (+0.0) | 14.17 (+0.0) | FOUL         | 3(1)  | 8   |
| 3  | LYON, KELBIE       | SO HASTINGS    | 14.22m 46' 8"                               | 14.22 (+0.0) | 14.03 (+0.0) | FOUL         | FOUL         | FOUL         | FOUL         | 3(2)  | 6   |
| 4  | KELLY, RAVEN       | SR ST. FRANCIS | 14.13m 46' 4 <sup>1</sup> / <sub>2</sub> "  | 13.55 (+0.0) | 14.11 (+0.0) | 13.67 (+0.0) | 13.10 (+0.0) | 13.51 (+0.0) | 14.13 (+0.0) | 3(3)  | 5   |
| 5  | LIERMANN, SAMANTHA | SO CONCORDIA   | 14.12m 46' 4 <sup>1</sup> / <sub>4</sub> "  | 13.66 (+0.0) | 13.66 (+0.0) | 13.71 (+0.0) | 13.27 (+0.0) | 13.60 (+0.0) | 14.12 (+0.0) | 3(4)  | 4   |
| 6  | THOMPSON, TEEKA    | SR HASTINGS    | 13.76m 45' 2"                               | 13.76 (+0.0) | FOUL         | FOUL         | FOUL         | 13.51 (+0.0) | FOUL         | 3(5)  | 3   |
| 7  | OLSEN, SARA        | JR HASTINGS    | 13.69m 44' 11 <sup>1</sup> / <sub>4</sub> " | 13.05 (+0.0) | 13.69 (+0.0) | 13.31 (+0.0) | 13.41 (+0.0) | 13.60 (+0.0) | FOUL         | 2(2)  | 2   |
| 8  | ROBB, KALI         | SR CONCORDIA   | 13.54m 44' 5 <sup>1</sup> / <sub>4</sub> "  | 12.89 (+0.0) | 13.38 (+0.0) | 13.54 (+0.0) | FOUL         | 13.28 (+0.0) | FOUL         | 1(1)  | 1   |
| 9  | MACKEY, TE'REIA    | JR INDIANA TE  | 13.33m 43' 9"                               | FOUL         | 12.62 (+0.0) | 13.33 (+0.0) | 12.55 (+0.0) | FOUL         | FOUL         | 3(6)  |     |
| 10 | WINDLE, ALYSSA     | SR TABOR       | 13.32m 43' 8 <sup>3</sup> / <sub>4</sub> "  | FOUL         | 13.32 (+0.0) | FOUL         |              |              |              | 3(7)  |     |
| 11 | NASH, EBONI        | SO HASTINGS    | 13.29m 43' 7 <sup>1</sup> / <sub>2</sub> "  | FOUL         | FOUL         | 13.29 (+0.0) |              |              |              | 2(3)  |     |
| 12 | BOCK, LEA          | SO OLIVET NAZ  | 13.19m 43' 3 <sup>1</sup> / <sub>2</sub> "  | 11.75 (+0.0) | 12.65 (+0.0) | 13.19 (+0.0) |              |              |              | 1(2)  |     |
| 13 | MUSIC, BRYANNA     | JR OTTAWA      | 13.11m 43' 0 <sup>1</sup> / <sub>2</sub> "  | 13.11 (+0.0) | FOUL         | FOUL         |              |              |              | 2(4)  |     |
| 14 | BYRD, EUNIQUE      | JR FLORIDA ME  | 13.09m 42' 11 <sup>1</sup> / <sub>2</sub> " | 13.09 (+0.0) | 12.09 (+0.0) | 11.79 (+0.0) |              |              |              | 2(5)  |     |
| 15 | SOAT, ERIN         | SO CLARKE      | 13.08m 42' 11 <sup>1</sup> / <sub>4</sub> " | 12.57 (+0.0) | 12.69 (+0.0) | 13.08 (+0.0) |              |              |              | 3(8)  |     |
| 16 | GEISLER, SERI      | SO VALLEY CIT  | 13.06m 42' 10 <sup>1</sup> / <sub>2</sub> " | 12.77 (+0.0) | 13.06 (+0.0) | 12.58 (+0.0) |              |              |              | 1(3)  |     |
| 17 | IRVIN, JORDAN      | JR INDIANA TE  | 12.90m 42' 4 <sup>1</sup> / <sub>4</sub> "  | 12.90 (+0.0) | 12.74 (+0.0) | 12.28 (+0.0) |              |              |              | 1(4)  |     |
| 18 | RAGLAND, JOHANNA   | SO CONCORDIA   | 12.83m 42' 1 <sup>1</sup> / <sub>2</sub> "  | 12.79 (+0.0) | 12.83 (+0.0) | FOUL         |              |              |              | 1(5)  |     |
| 19 | MALLER, ELIZABETH  | SO MILLIGAN    | 12.69m 41' 8"                               | FOUL         | FOUL         | 12.69 (+0.0) |              |              |              | 3(9)  |     |

# NAIA INDOOR TRACK & FIELD CHAMPIONSHIPS

Johnson City, TN  
David E. Walker Track at Gentry Field  
Weather: Indoor meet  
Host: Milligan College  
3/2/2017 - 3/4/2017

## MEET OFFICIALS

**Meet Director:**  
Chris Layne  
**Meet Referee:**  
Lawhorn, Messenger, Thuber  
**Timing:**  
www.cfpitiming.com



**OFFICIAL MEET REPORT**  
printed: 3/4/2017 5:49 PM

# RESULTS

## #33 Women's Shot Put (cont'd)

10:00 AM (Day 3):

| Pl Name                 | Yr Team       | Mark                                     | Rnd 1        | Rnd 2        | Rnd 3        | Rnd 4 | Rnd 5 | Rnd 6 | F(Pl) | Pts   |
|-------------------------|---------------|--|--------------|--------------|--------------|-------|-------|-------|-------|-------|
| 20 DONNELL, JENNIFER    | JR JUDSON     | 12.68m 41' 7 <sup>1</sup> / <sub>2</sub> | 12.68 (+0.0) | FOUL         | 11.97 (+0.0) |       |       |       |       | 1(6)  |
| 21 LEUENBERGER, WHITNEY | SR DICKINSON  | 12.56m 41' 2 <sup>3</sup> / <sub>4</sub> | 12.56 (+0.0) | FOUL         | 12.47 (+0.0) |       |       |       |       | 2(6)  |
| 22 PETTELL, PAIGE       | FR LINDSEY WI | 12.53m 41' 1 <sup>1</sup> / <sub>2</sub> | 12.31 (+0.0) | 12.17 (+0.0) | 12.53 (+0.0) |       |       |       |       | 2(7)  |
| 23 BROWN, ALIYAH        | SO PARK U.    | 12.52m 41' 1 <sup>1</sup> / <sub>4</sub> | 12.52 (+0.0) | 12.28 (+0.0) | 12.22 (+0.0) |       |       |       |       | 1(7)  |
| 24 LEWIS, JASMINE       | FR DOANE      | 12.19m 40' 0 <sup>1</sup> / <sub>4</sub> | 12.19 (+0.0) | 11.84 (+0.0) | FOUL         |       |       |       |       | 2(8)  |
| 25 GRINT, KATE          | FR DOANE      | 12.13m 39' 9 <sup>3</sup> / <sub>4</sub> | FOUL         | 12.13 (+0.0) | 11.84 (+0.0) |       |       |       |       | 2(9)  |
| 26 RAMAEKERS, NICOLE    | JR HASTINGS   | 11.94m 39' 2 <sup>1</sup> / <sub>4</sub> | 11.94 (+0.0) | FOUL         | FOUL         |       |       |       |       | 2(10) |
| 27 RHEINGANS, KATELYNN  | SO CLARKE     | 11.92m 39' 1 <sup>1</sup> / <sub>2</sub> | 11.92 (+0.0) | 10.41 (+0.0) | FOUL         |       |       |       |       | 3(10) |
| 28 BARNETT, KALEA       | FR CUMBERLA   | 11.62m 38' 1 <sup>3</sup> / <sub>4</sub> | 11.59 (+0.0) | 11.58 (+0.0) | 11.62 (+0.0) |       |       |       |       | 1(8)  |
| ROBERTS, CHANEL         | JR LINDSEY WI | DNS                                      |              |              |              |       |       |       |       | 1     |

## FLIGHT RESULTS

| Pl Name                | Yr Team        | Mark                                      | Rnd 1        | Rnd 2        | Rnd 3        | Rnd 4        | Rnd 5        | Rnd 6        |  |
|------------------------|----------------|---|--------------|--------------|--------------|--------------|--------------|--------------|--|
| <b>Flight 1 of 3</b>   |                |   |              |              |              |              |              |              |  |
| 1 ROBB, KALI           | SR CONCORDIA   | 13.54m 44' 5 <sup>1</sup> / <sub>4</sub>  | 12.89 (+0.0) | 13.38 (+0.0) | 13.54 (+0.0) | FOUL         | 13.28 (+0.0) | FOUL         |  |
| 2 BOCK, LEA            | SO OLIVET NAZ  | 13.19m 43' 3 <sup>1</sup> / <sub>2</sub>  | 11.75 (+0.0) | 12.65 (+0.0) | 13.19 (+0.0) |              |              |              |  |
| 3 GEISLER, SERI        | SO VALLEY CIT  | 13.06m 42' 10 <sup>1</sup> / <sub>2</sub> | 12.77 (+0.0) | 13.06 (+0.0) | 12.58 (+0.0) |              |              |              |  |
| 4 IRVIN, JORDAN        | JR INDIANA TE  | 12.90m 42' 4 <sup>1</sup> / <sub>4</sub>  | 12.90 (+0.0) | 12.74 (+0.0) | 12.28 (+0.0) |              |              |              |  |
| 5 RAGLAND, JOHANNA     | SO CONCORDIA   | 12.83m 42' 1 <sup>1</sup> / <sub>2</sub>  | 12.79 (+0.0) | 12.83 (+0.0) | FOUL         |              |              |              |  |
| 6 DONNELL, JENNIFER    | JR JUDSON      | 12.68m 41' 7 <sup>1</sup> / <sub>2</sub>  | 12.68 (+0.0) | FOUL         | 11.97 (+0.0) |              |              |              |  |
| 7 BROWN, ALIYAH        | SO PARK U.     | 12.52m 41' 1 <sup>1</sup> / <sub>4</sub>  | 12.52 (+0.0) | 12.28 (+0.0) | 12.22 (+0.0) |              |              |              |  |
| 8 BARNETT, KALEA       | FR CUMBERLA    | 11.62m 38' 1 <sup>3</sup> / <sub>4</sub>  | 11.59 (+0.0) | 11.58 (+0.0) | 11.62 (+0.0) |              |              |              |  |
| ROBERTS, CHANEL        | JR LINDSEY WI  | DNS                                       |              |              |              |              |              |              |  |
| <b>Flight 2 of 3</b>   |                |   |              |              |              |              |              |              |  |
| 1 DAVIS, KYLIE         | SO OLIVET NAZ  | 14.53m 47' 8 <sup>1</sup> / <sub>4</sub>  | 13.57 (+0.0) | 13.49 (+0.0) | FOUL         | 14.01 (+0.0) | 14.53 (+0.0) | FOUL         |  |
| 2 OLSEN, SARA          | JR HASTINGS    | 13.69m 44' 11 <sup>1</sup> / <sub>4</sub> | 13.05 (+0.0) | 13.69 (+0.0) | 13.31 (+0.0) | 13.41 (+0.0) | 13.60 (+0.0) | FOUL         |  |
| 3 NASH, EBONI          | SO HASTINGS    | 13.29m 43' 7 <sup>1</sup> / <sub>2</sub>  | FOUL         | FOUL         | 13.29 (+0.0) |              |              |              |  |
| 4 MUSIC, BRYANNA       | JR OTTAWA      | 13.11m 43' 0 <sup>1</sup> / <sub>2</sub>  | 13.11 (+0.0) | FOUL         | FOUL         |              |              |              |  |
| 5 BYRD, EUNIQUE        | JR FLORIDA ME  | 13.09m 42' 11 <sup>1</sup> / <sub>2</sub> | 13.09 (+0.0) | 12.09 (+0.0) | 11.79 (+0.0) |              |              |              |  |
| 6 LEUENBERGER, WHITNEY | SR DICKINSON   | 12.56m 41' 2 <sup>3</sup> / <sub>4</sub>  | 12.56 (+0.0) | FOUL         | 12.47 (+0.0) |              |              |              |  |
| 7 PETTELL, PAIGE       | FR LINDSEY WI  | 12.53m 41' 1 <sup>1</sup> / <sub>2</sub>  | 12.31 (+0.0) | 12.17 (+0.0) | 12.53 (+0.0) |              |              |              |  |
| 8 LEWIS, JASMINE       | FR DOANE       | 12.19m 40' 0 <sup>1</sup> / <sub>4</sub>  | 12.19 (+0.0) | 11.84 (+0.0) | FOUL         |              |              |              |  |
| 9 GRINT, KATE          | FR DOANE       | 12.13m 39' 9 <sup>3</sup> / <sub>4</sub>  | FOUL         | 12.13 (+0.0) | 11.84 (+0.0) |              |              |              |  |
| 10 RAMAEKERS, NICOLE   | JR HASTINGS    | 11.94m 39' 2 <sup>1</sup> / <sub>4</sub>  | 11.94 (+0.0) | FOUL         | FOUL         |              |              |              |  |
| <b>Flight 3 of 3</b>   |                |   |              |              |              |              |              |              |  |
| 1 SHAW, ADRIANNA       | FR CONCORDIA   | 14.35m 47' 1 <sup>1</sup> / <sub>4</sub>  | 14.35 (+0.0) | FOUL         | 13.97 (+0.0) | 13.99 (+0.0) | 14.17 (+0.0) | FOUL         |  |
| 2 LYON, KELBIE         | SO HASTINGS    | 14.22m 46' 8"                             | 14.22 (+0.0) | 14.03 (+0.0) | FOUL         | FOUL         | FOUL         | FOUL         |  |
| 3 KELLY, RAVEN         | SR ST. FRANCIS | 14.13m 46' 4 <sup>1</sup> / <sub>2</sub>  | 13.55 (+0.0) | 14.11 (+0.0) | 13.67 (+0.0) | 13.10 (+0.0) | 13.51 (+0.0) | 14.13 (+0.0) |  |
| 4 LIERMANN, SAMANTHA   | SO CONCORDIA   | 14.12m 46' 4 <sup>1</sup> / <sub>4</sub>  | 13.66 (+0.0) | 13.66 (+0.0) | 13.71 (+0.0) | 13.27 (+0.0) | 13.60 (+0.0) | 14.12 (+0.0) |  |
| 5 THOMPSON, TEEKA      | SR HASTINGS    | 13.76m 45' 2"                             | 13.76 (+0.0) | FOUL         | FOUL         | FOUL         | 13.51 (+0.0) | FOUL         |  |
| 6 MACKEY, TE'REIA      | JR INDIANA TE  | 13.33m 43' 9"                             | FOUL         | 12.62 (+0.0) | 13.33 (+0.0) | 12.55 (+0.0) | FOUL         | FOUL         |  |
| 7 WINDLE, ALYSSA       | SR TABOR       | 13.32m 43' 8 <sup>3</sup> / <sub>4</sub>  | FOUL         | 13.32 (+0.0) | FOUL         |              |              |              |  |
| 8 SOAT, ERIN           | SO CLARKE      | 13.08m 42' 11 <sup>1</sup> / <sub>4</sub> | 12.57 (+0.0) | 12.69 (+0.0) | 13.08 (+0.0) |              |              |              |  |
| 9 MALLER, ELIZABETH    | SO MILLIGAN    | 12.69m 41' 8"                             | FOUL         | FOUL         | 12.69 (+0.0) |              |              |              |  |
| 10 RHEINGANS, KATELYNN | SO CLARKE      | 11.92m 39' 1 <sup>1</sup> / <sub>2</sub>  | 11.92 (+0.0) | 10.41 (+0.0) | FOUL         |              |              |              |  |

# NAIA INDOOR TRACK & FIELD CHAMPIONSHIPS

Johnson City, TN  
David E. Walker Track at Gentry Field  
Weather: Indoor meet  
Host: Milligan College  
3/2/2017 - 3/4/2017

## MEET OFFICIALS

**Meet Director:**  
Chris Layne  
**Meet Referee:**  
Lawhorn, Messenger, Thuber  
**Timing:**  
www.cfpitiming.com



**OFFICIAL MEET REPORT**  
printed: 3/4/2017 5:49 PM

# RESULTS

## #35 Women's Weight Throw

### Top 9 + ties to the finals

|   |                   |        |                |                   |           |                  |
|---|-------------------|--------|----------------|-------------------|-----------|------------------|
| N | NAIA Championship | 21.31m | Gabe Wickham   | Hastings          | 2012      |                  |
| A | American Indoor   | 25.56m | Brittany Riley | Southern Illinois | 3/10/2007 | Fayetteville, AR |
| C | Collegiate Indoor | 25.56m | Brittany Riley | Southern Illinois | 3/10/2007 | Fayetteville, AR |

### 3:00 PM (Day 2):

| Pl | Name                | Yr Team        | Mark                                      | Rnd 1        | Rnd 2        | Rnd 3        | Rnd 4        | Rnd 5        | Rnd 6        | F(Pl) | Pts |
|----|---------------------|----------------|---|--------------|--------------|--------------|--------------|--------------|--------------|-------|-----|
| 1  | OLSEN, SARA         | JR HASTINGS    | 19.21m 63' 0 <sup>1</sup> / <sub>2</sub>  | 18.56 (+0.0) | 18.67 (+0.0) | 19.05 (+0.0) | FOUL         | 19.21 (+0.0) | 19.12 (+0.0) | 1(1)  | 10  |
| 2  | ROBB, KALI          | SR CONCORDIA   | 18.47m 60' 7 <sup>1</sup> / <sub>2</sub>  | 17.85 (+0.0) | 17.67 (+0.0) | 18.10 (+0.0) | 17.91 (+0.0) | 18.47 (+0.0) | FOUL         | 2(1)  | 8   |
| 3  | KELLY, RAVEN        | SR ST. FRANCIS | 18.27m 59' 11 <sup>1</sup> / <sub>2</sub> | 17.25 (+0.0) | 18.27 (+0.0) | 17.64 (+0.0) | 16.85 (+0.0) | 18.19 (+0.0) | FOUL         | 3(1)  | 6   |
| 4  | MUSIC, BRYANNA      | JR OTTAWA      | 18.06m 59' 3 <sup>1</sup> / <sub>4</sub>  | 16.75 (+0.0) | 16.90 (+0.0) | 17.27 (+0.0) | 17.17 (+0.0) | 18.06 (+0.0) | 17.88 (+0.0) | 3(2)  | 5   |
| 5  | MEYER, SYDNEY       | SR CONCORDIA   | 17.77m 58' 4"                             | 17.07 (+0.0) | 17.07 (+0.0) | 17.37 (+0.0) | 17.30 (+0.0) | 17.77 (+0.0) | 17.52 (+0.0) | 1(2)  | 4   |
| 6  | LYON, KELBIE        | SO HASTINGS    | 17.40m 57' 1 <sup>1</sup> / <sub>4</sub>  | 16.61 (+0.0) | 16.66 (+0.0) | 17.40 (+0.0) | FOUL         | FOUL         | 17.35 (+0.0) | 3(3)  | 3   |
| 7  | THOMPSON, TEEKA     | SR HASTINGS    | 17.18m 56' 4 <sup>3</sup> / <sub>4</sub>  | 17.18 (+0.0) | FOUL         | 16.82 (+0.0) | 17.15 (+0.0) | FOUL         | 16.82 (+0.0) | 2(2)  | 2   |
| 8  | RAMAEKERS, NICOLE   | JR HASTINGS    | 17.14m 56' 3"                             | 16.37 (+0.0) | 17.14 (+0.0) | 16.86 (+0.0) | 16.89 (+0.0) | 16.58 (+0.0) | FOUL         | 3(4)  | 1   |
| 9  | DAVIS, KYLIE        | SO OLIVET NAZ  | 17.01m 55' 10"                            | 16.54 (+0.0) | 16.90 (+0.0) | 17.01 (+0.0) | 16.69 (+0.0) | FOUL         | 16.52 (+0.0) | 3(5)  |     |
| 10 | SCHUMAKER, JENNA    | SO DAVENPORT   | 17.00m 55' 9 <sup>1</sup> / <sub>2</sub>  | 15.80 (+0.0) | 15.48 (+0.0) | 17.00 (+0.0) |              |              |              | 3(6)  |     |
| 11 | VANNATTA, CARLIE    | JR OLIVET NAZ  | 16.90m 55' 5 <sup>1</sup> / <sub>2</sub>  | 16.90 (+0.0) | 15.24 (+0.0) | FOUL         |              |              |              | 2(3)  |     |
| 12 | WHITE, DYMOND       | JR BACONE      | 16.53m 54' 3"                             | FOUL         | FOUL         | 16.53 (+0.0) |              |              |              | 3(7)  |     |
| 13 | KOPP, PRESTON       | SR CLARKE      | 16.32m 53' 6 <sup>3</sup> / <sub>4</sub>  | 15.49 (+0.0) | 16.32 (+0.0) | 16.01 (+0.0) |              |              |              | 2(4)  |     |
| 14 | PERRIGO, LYDIA      | SO VANGUARD    | 15.83m 51' 11 <sup>1</sup> / <sub>2</sub> | 15.83 (+0.0) | 15.26 (+0.0) | 15.17 (+0.0) |              |              |              | 1(3)  |     |
| 15 | SCRIVNER, MADELYN   | JR WILLIAM WO  | 15.81m 51' 10 <sup>3</sup> / <sub>4</sub> | 14.54 (+0.0) | 15.81 (+0.0) | FOUL         |              |              |              | 1(4)  |     |
| 15 | REILLY, SAMANTHA    | JR VITERBO     | 15.81m 51' 10 <sup>3</sup> / <sub>4</sub> | 14.92 (+0.0) | 15.81 (+0.0) | 15.42 (+0.0) |              |              |              | 2(5)  |     |
| 17 | JOHNSON, DANIELLE   | JR BETHANY (K  | 15.77m 51' 9 <sup>1</sup> / <sub>4</sub>  | 14.74 (+0.0) | FOUL         | 15.77 (+0.0) |              |              |              | 1(5)  |     |
| 18 | WELLS, TAYLOR       | SR GRAND VIE   | 15.70m 51' 6 <sup>1</sup> / <sub>2</sub>  | 15.70 (+0.0) | 15.26 (+0.0) | 15.37 (+0.0) |              |              |              | 2(6)  |     |
| 19 | HOLYFIELD, GABBY    | JR CORNERST    | 15.68m 51' 5 <sup>1</sup> / <sub>2</sub>  | 15.68 (+0.0) | 14.95 (+0.0) | 14.77 (+0.0) |              |              |              | 1(6)  |     |
| 20 | HOUSTON, MIKAYLA    | SO CLARKE      | 15.66m 51' 4 <sup>3</sup> / <sub>4</sub>  | FOUL         | 15.66 (+0.0) | FOUL         |              |              |              | 1(7)  |     |
| 21 | MACKEY, TE'REIA     | JR INDIANA TE  | 15.65m 51' 4 <sup>1</sup> / <sub>2</sub>  | 15.54 (+0.0) | 15.65 (+0.0) | FOUL         |              |              |              | 2(7)  |     |
| 22 | O'NEILL, ASHLEY     | SR SIENA HEIG  | 15.18m 49' 10"                            | 14.77 (+0.0) | FOUL         | 15.18 (+0.0) |              |              |              | 3(8)  |     |
| 23 | DAVIS, LAVON        | FR GRAND VIE   | 15.09m 49' 6 <sup>1</sup> / <sub>4</sub>  | FOUL         | 14.97 (+0.0) | 15.09 (+0.0) |              |              |              | 2(8)  |     |
| 24 | HERNANDEZ, CLARISSA | SR LEWIS-CLAR  | 14.63m 48' 0 <sup>1</sup> / <sub>4</sub>  | FOUL         | 14.07 (+0.0) | 14.63 (+0.0) |              |              |              | 3(9)  |     |
| 25 | JAMES, MARISSA      | JR DAVENPORT   | 14.60m 47' 11"                            | 12.68 (+0.0) | 13.19 (+0.0) | 14.60 (+0.0) |              |              |              | 1(8)  |     |
| 26 | HAAK, PAULINA       | SO JAMESTOW    | 14.47m 47' 6"                             | FOUL         | 14.47 (+0.0) | 14.34 (+0.0) |              |              |              | 1(9)  |     |
|    | SVOBODA, KATRICIA   | SR CONCORDIA   | FOUL                                      | FOUL         | FOUL         | FOUL         |              |              |              | 2     |     |

## FLIGHT RESULTS

| Pl                   | Name              | Yr Team       | Mark                                      | Rnd 1        | Rnd 2        | Rnd 3        | Rnd 4        | Rnd 5        | Rnd 6        |  |
|----------------------|-------------------|---------------|---|--------------|--------------|--------------|--------------|--------------|--------------|--|
| <b>Flight 1 of 3</b> |                   |               |   |              |              |              |              |              |              |  |
| 1                    | OLSEN, SARA       | JR HASTINGS   | 19.21m 63' 0 <sup>1</sup> / <sub>2</sub>  | 18.56 (+0.0) | 18.67 (+0.0) | 19.05 (+0.0) | FOUL         | 19.21 (+0.0) | 19.12 (+0.0) |  |
| 2                    | MEYER, SYDNEY     | SR CONCORDIA  | 17.77m 58' 4"                             | 17.07 (+0.0) | 17.07 (+0.0) | 17.37 (+0.0) | 17.30 (+0.0) | 17.77 (+0.0) | 17.52 (+0.0) |  |
| 3                    | PERRIGO, LYDIA    | SO VANGUARD   | 15.83m 51' 11 <sup>1</sup> / <sub>2</sub> | 15.83 (+0.0) | 15.26 (+0.0) | 15.17 (+0.0) |              |              |              |  |
| 4                    | SCRIVNER, MADELYN | JR WILLIAM WO | 15.81m 51' 10 <sup>3</sup> / <sub>4</sub> | 14.54 (+0.0) | 15.81 (+0.0) | FOUL         |              |              |              |  |
| 5                    | JOHNSON, DANIELLE | JR BETHANY (K | 15.77m 51' 9 <sup>1</sup> / <sub>4</sub>  | 14.74 (+0.0) | FOUL         | 15.77 (+0.0) |              |              |              |  |
| 6                    | HOLYFIELD, GABBY  | JR CORNERST   | 15.68m 51' 5 <sup>1</sup> / <sub>2</sub>  | 15.68 (+0.0) | 14.95 (+0.0) | 14.77 (+0.0) |              |              |              |  |
| 7                    | HOUSTON, MIKAYLA  | SO CLARKE     | 15.66m 51' 4 <sup>3</sup> / <sub>4</sub>  | FOUL         | 15.66 (+0.0) | FOUL         |              |              |              |  |
| 8                    | JAMES, MARISSA    | JR DAVENPORT  | 14.60m 47' 11"                            | 12.68 (+0.0) | 13.19 (+0.0) | 14.60 (+0.0) |              |              |              |  |
| 9                    | HAAK, PAULINA     | SO JAMESTOW   | 14.47m 47' 6"                             | FOUL         | 14.47 (+0.0) | 14.34 (+0.0) |              |              |              |  |
| <b>Flight 2 of 3</b> |                   |               |   |              |              |              |              |              |              |  |

# NAIA INDOOR TRACK & FIELD CHAMPIONSHIPS

Johnson City, TN  
David E. Walker Track at Gentry Field  
Weather: Indoor meet  
Host: Milligan College  
3/2/2017 - 3/4/2017

## MEET OFFICIALS

**Meet Director:**  
Chris Layne  
**Meet Referee:**  
Lawhorn, Messenger, Thuber  
**Timing:**  
www.cfpitiming.com



**OFFICIAL MEET REPORT**  
printed: 3/4/2017 5:49 PM

# RESULTS

## #35 Women's Weight Throw (cont'd)

| Pl                   | Name                | Yr Team        | Mark                                      | Rnd 1        | Rnd 2        | Rnd 3        | Rnd 4        | Rnd 5        | Rnd 6        |
|----------------------|---------------------|----------------|---|--------------|--------------|--------------|--------------|--------------|--------------|
| 1                    | ROBB, KALI          | SR CONCORDIA   | 18.47m 60' 7 <sup>1</sup> / <sub>2</sub>  | 17.85 (+0.0) | 17.67 (+0.0) | 18.10 (+0.0) | 17.91 (+0.0) | 18.47 (+0.0) | FOUL         |
| 2                    | THOMPSON, TEEKA     | SR HASTINGS    | 17.18m 56' 4 <sup>3</sup> / <sub>4</sub>  | 17.18 (+0.0) | FOUL         | 16.82 (+0.0) | 17.15 (+0.0) | FOUL         | 16.82 (+0.0) |
| 3                    | VANNATTA, CARLIE    | JR OLIVET NAZ  | 16.90m 55' 5 <sup>1</sup> / <sub>2</sub>  | 16.90 (+0.0) | 15.24 (+0.0) | FOUL         |              |              |              |
| 4                    | KOPP, PRESTON       | SR CLARKE      | 16.32m 53' 6 <sup>3</sup> / <sub>4</sub>  | 15.49 (+0.0) | 16.32 (+0.0) | 16.01 (+0.0) |              |              |              |
| 5                    | REILLY, SAMANTHA    | JR VITERBO     | 15.81m 51' 10 <sup>3</sup> / <sub>4</sub> | 14.92 (+0.0) | 15.81 (+0.0) | 15.42 (+0.0) |              |              |              |
| 6                    | WELLS, TAYLOR       | SR GRAND VIE   | 15.70m 51' 6 <sup>1</sup> / <sub>2</sub>  | 15.70 (+0.0) | 15.26 (+0.0) | 15.37 (+0.0) |              |              |              |
| 7                    | MACKEY, TE'REIA     | JR INDIANA TE  | 15.65m 51' 4 <sup>1</sup> / <sub>2</sub>  | 15.54 (+0.0) | 15.65 (+0.0) | FOUL         |              |              |              |
| 8                    | DAVIS, LAVON        | FR GRAND VIE   | 15.09m 49' 6 <sup>1</sup> / <sub>4</sub>  | FOUL         | 14.97 (+0.0) | 15.09 (+0.0) |              |              |              |
|                      | SVOBODA, KATRICIA   | SR CONCORDIA   | FOUL                                      | FOUL         | FOUL         | FOUL         |              |              |              |
| <b>Flight 3 of 3</b> |                     |                |   |              |              |              |              |              |              |
| 1                    | KELLY, RAVEN        | SR ST. FRANCIS | 18.27m 59' 11 <sup>1</sup> / <sub>2</sub> | 17.25 (+0.0) | 18.27 (+0.0) | 17.64 (+0.0) | 16.85 (+0.0) | 18.19 (+0.0) | FOUL         |
| 2                    | MUSIC, BRYANNA      | JR OTTAWA      | 18.06m 59' 3 <sup>1</sup> / <sub>4</sub>  | 16.75 (+0.0) | 16.90 (+0.0) | 17.27 (+0.0) | 17.17 (+0.0) | 18.06 (+0.0) | 17.88 (+0.0) |
| 3                    | LYON, KELBIE        | SO HASTINGS    | 17.40m 57' 1 <sup>1</sup> / <sub>4</sub>  | 16.61 (+0.0) | 16.66 (+0.0) | 17.40 (+0.0) | FOUL         | FOUL         | 17.35 (+0.0) |
| 4                    | RAMAEKERS, NICOLE   | JR HASTINGS    | 17.14m 56' 3"                             | 16.37 (+0.0) | 17.14 (+0.0) | 16.86 (+0.0) | 16.89 (+0.0) | 16.58 (+0.0) | FOUL         |
| 5                    | DAVIS, KYLIE        | SO OLIVET NAZ  | 17.01m 55' 10"                            | 16.54 (+0.0) | 16.90 (+0.0) | 17.01 (+0.0) | 16.69 (+0.0) | FOUL         | 16.52 (+0.0) |
| 6                    | SCHUMAKER, JENNA    | SO DAVENPORT   | 17.00m 55' 9 <sup>1</sup> / <sub>2</sub>  | 15.80 (+0.0) | 15.48 (+0.0) | 17.00 (+0.0) |              |              |              |
| 7                    | WHITE, DYMOND       | JR BACONE      | 16.53m 54' 3"                             | FOUL         | FOUL         | 16.53 (+0.0) |              |              |              |
| 8                    | O'NEILL, ASHLEY     | SR SIENA HEIG  | 15.18m 49' 10"                            | 14.77 (+0.0) | FOUL         | 15.18 (+0.0) |              |              |              |
| 9                    | HERNANDEZ, CLARISSA | SR LEWIS-CLAR  | 14.63m 48' 0 <sup>1</sup> / <sub>4</sub>  | FOUL         | 14.07 (+0.0) | 14.63 (+0.0) |              |              |              |

## #37 Women's Indoor Pentathlon

| Pl | Name            | Points | 60H  | High Jump                         | Shot Put                           | Long Jump                          | 800     |
|----|-----------------|--------|------|-----------------------------------|------------------------------------|------------------------------------|---------|
| 1  | BAKER, CHELSEA  | 3698   | 8.76 | 1.73m                             | 10.09m                             | 5.52m                              | 2:37.22 |
|    | FRIENDS         |        |      | 5' 8"                             | 33' 1 <sup>1</sup> / <sub>2</sub>  | 18' 1 <sup>1</sup> / <sub>2</sub>  |         |
|    | Team Points: 10 |        | 961  | 891                               | 535                                | 706                                | 605     |
| 2  | COLLIER, BECKY  | 3516   | 9.45 | 1.64m                             | 9.80m                              | 5.37m                              | 2:26.57 |
|    | WESTMONT        |        |      | 5' 4 <sup>1</sup> / <sub>2</sub>  | 32' 2"                             | 17' 7 <sup>1</sup> / <sub>2</sub>  |         |
|    | Team Points: 8  |        | 818  | 783                               | 516                                | 663                                | 736     |
| 3  | SCHMIDT, CRYSTA | 3413   | 9.98 | 1.70m                             | 12.05m                             | 4.99m                              | 2:35.85 |
|    | CARROLL         |        |      | 5' 7"                             | 39' 6 <sup>3</sup> / <sub>4</sub>  | 16' 4 <sup>1</sup> / <sub>2</sub>  |         |
|    | Team Points: 6  |        | 716  | 855                               | 664                                | 557                                | 621     |
| 4  | CORREIA, LEOND  | 3360   | 8.99 | 1.55m                             | 8.34m                              | 5.59m                              | 2:35.75 |
|    | INDIANA TECH    |        |      | 5' 1"                             | 27' 4 <sup>1</sup> / <sub>2</sub>  | 18' 4 <sup>1</sup> / <sub>4</sub>  |         |
|    | Team Points: 5  |        | 912  | 678                               | 421                                | 726                                | 623     |
| 5  | HOUSTON, ANNA   | 3273   | 9.35 | 1.55m                             | 10.65m                             | 4.99m                              | 2:35.32 |
|    | WILLIAM WOODS   |        |      | 5' 1"                             | 34' 11 <sup>1</sup> / <sub>2</sub> | 16' 4 <sup>1</sup> / <sub>2</sub>  |         |
|    | Team Points: 4  |        | 838  | 678                               | 572                                | 557                                | 628     |
| 6  | GOKIE, KYLIE    | 3223   | 9.70 | 1.49m                             | 11.01m                             | 5.07m                              | 2:31.87 |
|    | DOANE           |        |      | 4' 10 <sup>1</sup> / <sub>2</sub> | 36' 1 <sup>3</sup> / <sub>4</sub>  | 16' 7 <sup>3</sup> / <sub>4</sub>  |         |
|    | Team Points: 3  |        | 769  | 610                               | 596                                | 578                                | 670     |
| 7  | ARELLANO, KAIAN | 3188   | 9.40 | 1.58m                             | 8.54m                              | 4.84m                              | 2:29.59 |
|    | JAMESTOWN       |        |      | 5' 2 <sup>1</sup> / <sub>4</sub>  | 28' 0 <sup>1</sup> / <sub>2</sub>  | 15' 10 <sup>1</sup> / <sub>2</sub> |         |
|    | Team Points: 2  |        | 828  | 712                               | 434                                | 516                                | 698     |
| 8  | HARRIS, DACIA   | 3149   | 9.07 | 1.55m                             | 7.68m                              | 4.95m                              | 2:33.54 |
|    | MIDAMERICA NAZ  |        |      | 5' 1"                             | 25' 2 <sup>3</sup> / <sub>4</sub>  | 16' 3"                             |         |
|    | Team Points: 1  |        | 897  | 678                               | 379                                | 546                                | 649     |




# NAIA INDOOR TRACK & FIELD CHAMPIONSHIPS

Johnson City, TN  
David E. Walker Track at Gentry Field  
Weather: Indoor meet  
Host: Milligan College  
3/2/2017 - 3/4/2017

## MEET OFFICIALS

**Meet Director:**  
Chris Layne  
**Meet Referee:**  
Lawhorn, Messenger, Thuber  
**Timing:**  
www.cfpitiming.com



**OFFICIAL MEET REPORT**  
printed: 3/4/2017 5:49 PM

# RESULTS

## #37 Women's Indoor Pentathlon (cont'd)

| Pl | Name                          | Points | 60H  | High Jump                                  | Shot Put                                   | Long Jump                                  | 800     |
|----|-------------------------------|--------|------|--|--|--|---------|
| 9  | PHILLIPS, ABIGAIL<br>TAYLOR   | 3148   | 9.51 | 1.52m<br>4' 11 <sup>3</sup> / <sub>4</sub> | 8.33m<br>27' 4 <sup>1</sup> / <sub>4</sub> | 5.08m<br>16' 8"                            | 2:29.73 |
|    |                               |        | 806  | 644  | 421  | 581  | 696     |
| 10 | DOLL, LAUREN<br>FRIENDS       | 3134   | 9.38 | 1.49m<br>4' 10 <sup>1</sup> / <sub>2</sub> | 9.05m<br>29' 8 <sup>1</sup> / <sub>2</sub> | 5.18m<br>17' 0"                            | 2:36.27 |
|    |                               |        | 832  | 610  | 467  | 609  | 616     |
| 11 | LACOCK, BETHAN<br>CARROLL     | 3131   | 9.64 | 1.49m<br>4' 10 <sup>1</sup> / <sub>2</sub> | 9.44m<br>31' 0"                            | 5.02m<br>16' 5 <sup>3</sup> / <sub>4</sub> | 2:30.85 |
|    |                               |        | 781  | 610  | 493  | 565  | 682     |
| 11 | BANKS, LEAH<br>LOYOLA-NEW ORL | 3131   | 9.38 | 1.43m<br>4' 8 <sup>1</sup> / <sub>4</sub>  | 9.04m<br>29' 8 <sup>1</sup> / <sub>4</sub> | 5.40m<br>17' 8 <sup>3</sup> / <sub>4</sub> | 2:36.25 |
|    |                               |        | 832  | 544  | 467  | 671  | 617     |
| 13 | FAIMON, APRIL<br>HASTINGS     | 3040   | 9.85 | 1.46m<br>4' 9 <sup>1</sup> / <sub>2</sub>  | 10.89m<br>35' 9"                           | 4.91m<br>16' 1 <sup>1</sup> / <sub>2</sub> | 2:37.68 |
|    |                               |        | 740  | 577  | 588  | 535  | 600     |
| 14 | MORRISON, SAMA<br>DAVENPORT   | 3008   | 9.17 | 1.58m<br>5' 2 <sup>1</sup> / <sub>4</sub>  | 9.32m<br>30' 7 <sup>1</sup> / <sub>4</sub> | 4.77m<br>15' 7 <sup>3</sup> / <sub>4</sub> | 2:52.47 |
|    |                               |        | 875  | 712  | 485  | 498  | 438     |
| 15 | THOMSEN, MAITLY<br>DOANE      | 2923   | 9.92 | 1.52m<br>4' 11 <sup>3</sup> / <sub>4</sub> | 9.27m<br>30' 5 <sup>1</sup> / <sub>4</sub> | 4.34m<br>14' 3"                            | 2:30.90 |
|    |                               |        | 727  | 644  | 482  | 388  | 682     |
| 16 | STOPPA, BRIANNA<br>WESTMONT   | 2908   | 9.83 | 1.40m<br>4' 7"                             | 9.16m<br>30' 1"                            | 4.91m<br>16' 1 <sup>1</sup> / <sub>2</sub> | 2:34.15 |
|    |                               |        | 744  | 512  | 475  | 535  | 642     |

## #37-1 Women's Indoor Pentathlon 60m Hurdles

|   |                   |      |                 |                  |           |             |
|---|-------------------|------|-----------------|------------------|-----------|-------------|
| N | NAIA Championship | 8.31 | Akela Jones     | Oklahoma Baptist |           |             |
| W | World Indoor      | 7.68 | Susanna Kallur  | SWE              | 2/10/2008 | Karlsruhe,  |
| A | American Indoor   | 7.72 | Lolo Jones      | Asics            | 3/13/2010 | Doha, Qatar |
| C | Collegiate Indoor | 7.78 | Brianna Rollins | Clemson          | 1/12/2013 | Clemson, SC |

### 1:00 PM (Day 1):

| Pl | Name               | Yr | Team            | Time | H(Pl) | Pts |
|----|--------------------|----|-----------------|------|-------|-----|
|    | BAKER, CHELSEA     | JR | FRIENDS         | 8.76 | 5(1)  | 961 |
|    | CORREIA, LEONDRA   | FR | INDIANA TECH    | 8.99 | 5(2)  | 912 |
|    | HARRIS, DACIA      | FR | MIDAMERICA NAZA | 9.07 | 4(1)  | 897 |
|    | MORRISON, SAMANTHA | FR | DAVENPORT       | 9.17 | 5(3)  | 875 |
|    | HOUSTON, ANNA      | SO | WILLIAM WOODS   | 9.35 | 1(1)  | 838 |
|    | DOLL, LAUREN       | FR | FRIENDS         | 9.38 | 1(2)  | 832 |
|    | BANKS, LEAH        | SO | LOYOLA-NEW ORL  | 9.38 | 6(1)  | 832 |
|    | ARELLANO, KAIANN   | JR | JAMESTOWN       | 9.40 | 3(1)  | 828 |
|    | COLLIER, BECKY     | SR | WESTMONT        | 9.45 | 2(1)  | 818 |
|    | PHILLIPS, ABIGAIL  | SR | TAYLOR          | 9.51 | 3(2)  | 806 |
|    | LACOCK, BETHANY    | JR | CARROLL         | 9.64 | 4(2)  | 781 |
|    | GOKIE, KYLIE       | SR | DOANE           | 9.70 | 2(2)  | 769 |
|    | STOPPA, BRIANNA    | SO | WESTMONT        | 9.83 | 1(3)  | 744 |
|    | FAIMON, APRIL      | SR | HASTINGS        | 9.85 | 6(2)  | 740 |

**NAIA INDOOR TRACK & FIELD CHAMPIONSHIPS**

Johnson City, TN  
 David E. Walker Track at Gentry Field  
 Weather: Indoor meet  
 Host: Milligan College  
 3/2/2017 - 3/4/2017

**MEET OFFICIALS**

**Meet Director:**  
 Chris Layne  
**Meet Referee:**  
 Lawhorn, Messenger, Thuber  
**Timing:**  
 www.cfpitiming.com



**OFFICIAL MEET REPORT**  
 printed: 3/4/2017 5:49 PM

**RESULTS****#37-1 Women's Indoor Pentathlon 60m Hurdles (cont'd)**

1:00 PM (Day 1):

| Pl | Name             | Yr | Team    | Time | H(Pl) | Pts |
|----|------------------|----|---------|------|-------|-----|
|    | THOMSEN, MAITLYN | SO | DOANE   | 9.92 | 2(3)  | 727 |
|    | SCHMIDT, CRYSTAL | SR | CARROLL | 9.98 | 4(3)  | 716 |

**SECTION RESULTS**

| Pl                    | Name               | Yr | Team            | Time | Pts |
|-----------------------|--------------------|----|-----------------|------|-----|
| <b>Section 1 of 6</b> |                    |    |                 |      |     |
| 1                     | HOUSTON, ANNA      | SO | WILLIAM WOODS   | 9.35 | 838 |
| 2                     | DOLL, LAUREN       | FR | FRIENDS         | 9.38 | 832 |
| 3                     | STOPPA, BRIANNA    | SO | WESTMONT        | 9.83 | 744 |
| <b>Section 2 of 6</b> |                    |    |                 |      |     |
| 1                     | COLLIER, BECKY     | SR | WESTMONT        | 9.45 | 818 |
| 2                     | GOKIE, KYLIE       | SR | DOANE           | 9.70 | 769 |
| 3                     | THOMSEN, MAITLYN   | SO | DOANE           | 9.92 | 727 |
| <b>Section 3 of 6</b> |                    |    |                 |      |     |
| 1                     | ARELLANO, KAIANN   | JR | JAMESTOWN       | 9.40 | 828 |
| 2                     | PHILLIPS, ABIGAIL  | SR | TAYLOR          | 9.51 | 806 |
| <b>Section 4 of 6</b> |                    |    |                 |      |     |
| 1                     | HARRIS, DACIA      | FR | MIDAMERICA NAZA | 9.07 | 897 |
| 2                     | LACOCK, BETHANY    | JR | CARROLL         | 9.64 | 781 |
| 3                     | SCHMIDT, CRYSTAL   | SR | CARROLL         | 9.98 | 716 |
| <b>Section 5 of 6</b> |                    |    |                 |      |     |
| 1                     | BAKER, CHELSEA     | JR | FRIENDS         | 8.76 | 961 |
| 2                     | CORREIA, LEONDRA   | FR | INDIANA TECH    | 8.99 | 912 |
| 3                     | MORRISON, SAMANTHA | FR | DAVENPORT       | 9.17 | 875 |
| <b>Section 6 of 6</b> |                    |    |                 |      |     |
| 1                     | BANKS, LEAH        | SO | LOYOLA-NEW ORL  | 9.38 | 832 |
| 2                     | FAIMON, APRIL      | SR | HASTINGS        | 9.85 | 740 |

**Women's Indoor Pentathlon After 1 Events**


| Pl | Athlete           | Yr | Team            | Points |
|----|-------------------|----|-----------------|--------|
| 1  | BAKER, CHELSEA    | JR | FRIENDS         | 961    |
| 2  | CORREIA, LEOND    | FR | INDIANA TECH    | 912    |
| 3  | HARRIS, DACIA     | FR | MIDAMERICA NAZA | 897    |
| 4  | MORRISON, SAMA    | FR | DAVENPORT       | 875    |
| 5  | HOUSTON, ANNA     | SO | WILLIAM WOODS   | 838    |
| 6  | DOLL, LAUREN      | FR | FRIENDS         | 832    |
| 6  | BANKS, LEAH       | SO | LOYOLA-NEW ORL  | 832    |
| 8  | ARELLANO, KAIAN   | JR | JAMESTOWN       | 828    |
| 9  | COLLIER, BECKY    | SR | WESTMONT        | 818    |
| 10 | PHILLIPS, ABIGAIL | SR | TAYLOR          | 806    |
| 11 | LACOCK, BETHAN    | JR | CARROLL         | 781    |
| 12 | GOKIE, KYLIE      | SR | DOANE           | 769    |
| 13 | STOPPA, BRIANNA   | SO | WESTMONT        | 744    |
| 14 | FAIMON, APRIL     | SR | HASTINGS        | 740    |
| 15 | THOMSEN, MAITLY   | SO | DOANE           | 727    |
| 16 | SCHMIDT, CRYSTA   | SR | CARROLL         | 716    |

# NAIA INDOOR TRACK & FIELD CHAMPIONSHIPS

Johnson City, TN  
David E. Walker Track at Gentry Field  
Weather: Indoor meet  
Host: Milligan College  
3/2/2017 - 3/4/2017

## MEET OFFICIALS

**Meet Director:**  
Chris Layne  
**Meet Referee:**  
Lawhorn, Messenger, Thuber  
**Timing:**  
www.cfpitiming.com



**OFFICIAL MEET REPORT**  
printed: 3/4/2017 5:49 PM

# RESULTS

## #37-2 Women's Indoor Pentathlon High Jump

|   |                   |       |                 |               |           |                  |
|---|-------------------|-------|-----------------|---------------|-----------|------------------|
| N | NAIA Championship | 1.83m | Latrese Johnson | Azusa Pacific | 1990      |                  |
| W | World Indoor      | 2.08m | Kajsa Bergqvist | SWE           | 2/4/2006  | Arnstadt,        |
| A | American Indoor   | 2.02m | Chaunté Lowe    | Nike          | 2/26/2012 | Albuquerque, NM  |
| C | Collegiate Indoor | 1.98m | Destinee Hooker | Texas         | 3/19/2009 | College Station, |
| C | Collegiate Indoor | 1.98m | Akela Jones     | Kansas State  | 3/11/2016 | Birmingham, AL   |

1:00 PM (Day 1):

| Pl | Name               | Yr | Team       | Mark             | 1.49 | 1.52 | 1.55 | 1.58 | 1.61 | 1.64 | 1.67 | 1.70 | 1.73 | 1.76 | Pts |
|----|--------------------|----|------------|------------------|------|------|------|------|------|------|------|------|------|------|-----|
|    | BAKER, CHELSEA     | JR | FRIENDS    | 1.73m 5' 8"      | PPP  | PPP  | PPP  | PPP  | O    | O    | O    | XO   | XO   | XXX  | 891 |
|    | SCHMIDT, CRYSTAL   | SR | CARROLL    | 1.70m 5' 7"      | PPP  | PPP  | O    | O    | O    | O    | XO   | XO   | XXX  |      | 855 |
|    | COLLIER, BECKY     | SR | WESTMONT   | 1.64m 5' 4 1/2"  | PPP  | PPP  | PPP  | O    | O    | XXO  | XXX  |      |      |      | 783 |
|    | MORRISON, SAMANTHA | FR | DAVENPORT  | 1.58m 5' 2 1/4"  | XPP  | O    | XO   | XO   | XXX  |      |      |      |      |      | 712 |
|    | ARELLANO, KAIANN   | JR | JAMESTOW   | 1.58m 5' 2 1/4"  | PPP  | O    | PPP  | O    | XXX  |      |      |      |      |      | 712 |
|    | HOUSTON, ANNA      | SO | WILLIAM WO | 1.55m 5' 1"      | XO   | O    | XXO  | XXX  |      |      |      |      |      |      | 678 |
|    | CORREIA, LEONDRA   | FR | INDIANA TE | 1.55m 5' 1"      | O    | O    | XO   | XXX  |      |      |      |      |      |      | 678 |
|    | HARRIS, DACIA      | FR | MIDAMERIC  | 1.55m 5' 1"      | XO   | O    | O    | XXX  |      |      |      |      |      |      | 678 |
|    | PHILLIPS, ABIGAIL  | SR | TAYLOR     | 1.52m 4' 11 3/4" | O    | XO   | XXX  |      |      |      |      |      |      |      | 644 |
|    | THOMSEN, MAITLYN   | SO | DOANE      | 1.52m 4' 11 3/4" | XO   | XXO  | XXX  |      |      |      |      |      |      |      | 644 |
|    | LACOCK, BETHANY    | JR | CARROLL    | 1.49m 4' 10 1/2" | XO   | XXX  |      |      |      |      |      |      |      |      | 610 |
|    | GOKIE, KYLIE       | SR | DOANE      | 1.49m 4' 10 1/2" | XXO  | XXX  |      |      |      |      |      |      |      |      | 610 |
|    | DOLL, LAUREN       | FR | FRIENDS    | 1.49m 4' 10 1/2" | XO   | XXX  |      |      |      |      |      |      |      |      | 610 |

| Pl | Name               | Yr | Team       | Mark            | 1.34 | 1.37 | 1.40 | 1.43 | 1.46 | Pts |
|----|--------------------|----|------------|-----------------|------|------|------|------|------|-----|
|    | BAKER, CHELSEA     | JR | FRIENDS    | (cont'd)        | PPP  | PPP  | PPP  | PPP  | PPP  | 891 |
|    | SCHMIDT, CRYSTAL   | SR | CARROLL    | (cont'd)        | PPP  | PPP  | PPP  | PPP  | PPP  | 855 |
|    | COLLIER, BECKY     | SR | WESTMONT   | (cont'd)        | PPP  | PPP  | PPP  | PPP  | PPP  | 783 |
|    | MORRISON, SAMANTHA | FR | DAVENPORT  | (cont'd)        | PPP  | PPP  | XO   | PPP  | O    | 712 |
|    | ARELLANO, KAIANN   | JR | JAMESTOW   | (cont'd)        | PPP  | PPP  | PPP  | PPP  | PPP  | 712 |
|    | HOUSTON, ANNA      | SO | WILLIAM WO | (cont'd)        | PPP  | PPP  | PPP  | PPP  | O    | 678 |
|    | CORREIA, LEONDRA   | FR | INDIANA TE | (cont'd)        | PPP  | PPP  | PPP  | PPP  | O    | 678 |
|    | HARRIS, DACIA      | FR | MIDAMERIC  | (cont'd)        | PPP  | PPP  | PPP  | PPP  | O    | 678 |
|    | THOMSEN, MAITLYN   | SO | DOANE      | (cont'd)        | PPP  | O    | O    | O    | O    | 644 |
|    | LACOCK, BETHANY    | JR | CARROLL    | (cont'd)        | PPP  | PPP  | PPP  | PPP  | O    | 610 |
|    | GOKIE, KYLIE       | SR | DOANE      | (cont'd)        | PPP  | O    | XO   | O    | XO   | 610 |
|    | FAIMON, APRIL      | SR | HASTINGS   | 1.46m 4' 9 1/2" | PPP  | O    | XO   | O    | XXO  | 577 |
|    | BANKS, LEAH        | SO | LOYOLA-NE  | 1.43m 4' 8 1/4" | O    | O    | XO   | XO   | XXX  | 544 |
|    | STOPPA, BRIANNA    | SO | WESTMONT   | 1.40m 4' 7"     | O    | XO   | XO   | XXX  |      | 512 |

## Women's Indoor Pentathlon After 2 Events

| Pl | Athlete         | Yr | Team            | Points |
|----|-----------------|----|-----------------|--------|
| 1  | BAKER, CHELSEA  | JR | FRIENDS         | 1852   |
| 2  | COLLIER, BECKY  | SR | WESTMONT        | 1601   |
| 3  | CORREIA, LEOND  | FR | INDIANA TECH    | 1590   |
| 4  | MORRISON, SAMA  | FR | DAVENPORT       | 1587   |
| 5  | HARRIS, DACIA   | FR | MIDAMERICA NAZA | 1575   |
| 6  | SCHMIDT, CRYSTA | SR | CARROLL         | 1571   |
| 7  | ARELLANO, KAIAN | JR | JAMESTOWN       | 1540   |
| 8  | HOUSTON, ANNA   | SO | WILLIAM WOODS   | 1516   |

# NAIA INDOOR TRACK & FIELD CHAMPIONSHIPS

Johnson City, TN  
David E. Walker Track at Gentry Field  
Weather: Indoor meet  
Host: Milligan College  
3/2/2017 - 3/4/2017

## MEET OFFICIALS

**Meet Director:**  
Chris Layne  
**Meet Referee:**  
Lawhorn, Messenger, Thuber  
**Timing:**  
www.cfpitiming.com



**OFFICIAL MEET REPORT**  
printed: 3/4/2017 5:49 PM

# RESULTS

## Women's Indoor Pentathlon After 2 Events (cont'd)

| Pl | Athlete           | Yr | Team           | Points |
|----|-------------------|----|----------------|--------|
| 9  | PHILLIPS, ABIGAIL | SR | TAYLOR         | 1450   |
| 10 | DOLL, LAUREN      | FR | FRIENDS        | 1442   |
| 11 | LACOCK, BETHAN    | JR | CARROLL        | 1391   |
| 12 | GOKIE, KYLIE      | SR | DOANE          | 1379   |
| 13 | BANKS, LEAH       | SO | LOYOLA-NEW ORL | 1376   |
| 14 | THOMSEN, MAITLY   | SO | DOANE          | 1371   |
| 15 | FAIMON, APRIL     | SR | HASTINGS       | 1317   |
| 16 | STOPPA, BRIANNA   | SO | WESTMONT       | 1256   |

## #37-3 Women's Indoor Pentathlon Shot Put

| Pl | Event             | Distance | Athlete            | Team          | Date      | Location         |
|----|-------------------|----------|--------------------|---------------|-----------|------------------|
| N  | NAIA Championship | 18.03m   | Vivian Chukwuemeka | Azusa Pacific | 2003      | Johnson City, TN |
| W  | World Indoor      | 22.50m   | Helena Fibingerova | TCH           | 2/19/1977 | Jablonec, TCH    |
| A  | American Indoor   | 20.21m   | Michelle Carter    | Nike          | 3/19/2016 | Portland, OR     |
| C  | Collegiate Indoor | 19.23m   | Raven Saunders     | Ole Miss      | 2/13/2016 | Ames, IA         |

### 1:00 PM (Day 1):

| Pl | Name               | Yr | Team       | Mark                                      | Rnd 1        | Rnd 2        | Rnd 3        | Rnd 4 | Rnd 5 | Rnd 6 | Pts |
|----|--------------------|----|------------|---|--------------|--------------|--------------|-------|-------|-------|-----|
|    | SCHMIDT, CRYSTAL   | SR | CARROLL    | 12.05m 39' 6 <sup>3</sup> / <sub>4</sub>  | 11.40 (+0.0) | FOUL         | 12.05 (+0.0) |       |       |       | 664 |
|    | GOKIE, KYLIE       | SR | DOANE      | 11.01m 36' 1 <sup>3</sup> / <sub>4</sub>  | 11.01 (+0.0) | 10.31 (+0.0) | FOUL         |       |       |       | 596 |
|    | FAIMON, APRIL      | SR | HASTINGS   | 10.89m 35' 9"                             | 10.43 (+0.0) | 10.89 (+0.0) | FOUL         |       |       |       | 588 |
|    | HOUSTON, ANNA      | SO | WILLIAM WO | 10.65m 34' 11 <sup>1</sup> / <sub>2</sub> | 10.13 (+0.0) | 10.65 (+0.0) | FOUL         |       |       |       | 572 |
|    | BAKER, CHELSEA     | JR | FRIENDS    | 10.09m 33' 1 <sup>1</sup> / <sub>2</sub>  | 9.46 (+0.0)  | 10.07 (+0.0) | 10.09 (+0.0) |       |       |       | 535 |
|    | COLLIER, BECKY     | SR | WESTMONT   | 9.80m 32' 2"                              | 9.33 (+0.0)  | 9.78 (+0.0)  | 9.80 (+0.0)  |       |       |       | 516 |
|    | LACOCK, BETHANY    | JR | CARROLL    | 9.44m 31' 0"                              | 7.88 (+0.0)  | 9.44 (+0.0)  | 9.32 (+0.0)  |       |       |       | 493 |
|    | MORRISON, SAMANTHA | FR | DAVENPORT  | 9.32m 30' 7 <sup>1</sup> / <sub>4</sub>   | 8.40 (+0.0)  | 9.32 (+0.0)  | 8.41 (+0.0)  |       |       |       | 485 |
|    | THOMSEN, MAITLYN   | SO | DOANE      | 9.27m 30' 5 <sup>1</sup> / <sub>4</sub>   | 9.14 (+0.0)  | 9.27 (+0.0)  | FOUL         |       |       |       | 482 |
|    | STOPPA, BRIANNA    | SO | WESTMONT   | 9.16m 30' 1"                              | 9.07 (+0.0)  | 9.16 (+0.0)  | 8.42 (+0.0)  |       |       |       | 475 |
|    | DOLL, LAUREN       | FR | FRIENDS    | 9.05m 29' 8 <sup>1</sup> / <sub>2</sub>   | 8.38 (+0.0)  | 8.51 (+0.0)  | 9.05 (+0.0)  |       |       |       | 467 |
|    | BANKS, LEAH        | SO | LOYOLA-NE  | 9.04m 29' 8 <sup>1</sup> / <sub>4</sub>   | 8.32 (+0.0)  | 9.04 (+0.0)  | FOUL         |       |       |       | 467 |
|    | ARELLANO, KAIANN   | JR | JAMESTOW   | 8.54m 28' 0 <sup>1</sup> / <sub>2</sub>   | 7.96 (+0.0)  | 7.94 (+0.0)  | 8.54 (+0.0)  |       |       |       | 434 |
|    | CORREIA, LEONDR A  | FR | INDIANA TE | 8.34m 27' 4 <sup>1</sup> / <sub>2</sub>   | 7.79 (+0.0)  | 7.42 (+0.0)  | 8.34 (+0.0)  |       |       |       | 421 |
|    | PHILLIPS, ABIGAIL  | SR | TAYLOR     | 8.33m 27' 4 <sup>1</sup> / <sub>4</sub>   | 7.66 (+0.0)  | 8.33 (+0.0)  | 8.21 (+0.0)  |       |       |       | 421 |
|    | HARRIS, DACIA      | FR | MIDAMERIC  | 7.68m 25' 2 <sup>3</sup> / <sub>4</sub>   | FOUL         | 7.42 (+0.0)  | 7.68 (+0.0)  |       |       |       | 379 |

## Women's Indoor Pentathlon After 3 Events

| Pl | Athlete         | Yr | Team            | Points |
|----|-----------------|----|-----------------|--------|
| 1  | BAKER, CHELSEA  | JR | FRIENDS         | 2387   |
| 2  | SCHMIDT, CRYSTA | SR | CARROLL         | 2235   |
| 3  | COLLIER, BECKY  | SR | WESTMONT        | 2117   |
| 4  | HOUSTON, ANNA   | SO | WILLIAM WOODS   | 2088   |
| 5  | MORRISON, SAMA  | FR | DAVENPORT       | 2072   |
| 6  | CORREIA, LEOND  | FR | INDIANA TECH    | 2011   |
| 7  | GOKIE, KYLIE    | SR | DOANE           | 1975   |
| 8  | ARELLANO, KAIAN | JR | JAMESTOWN       | 1974   |
| 9  | HARRIS, DACIA   | FR | MIDAMERICA NAZA | 1954   |
| 10 | DOLL, LAUREN    | FR | FRIENDS         | 1909   |
| 11 | FAIMON, APRIL   | SR | HASTINGS        | 1905   |

# NAIA INDOOR TRACK & FIELD CHAMPIONSHIPS

Johnson City, TN  
David E. Walker Track at Gentry Field  
Weather: Indoor meet  
Host: Milligan College  
3/2/2017 - 3/4/2017

## MEET OFFICIALS

**Meet Director:**  
Chris Layne  
**Meet Referee:**  
Lawhorn, Messenger, Thuber  
**Timing:**  
www.cfpitiming.com



**OFFICIAL MEET REPORT**  
printed: 3/4/2017 5:49 PM

# RESULTS

## Women's Indoor Pentathlon After 3 Events (cont'd)

| Pl | Athlete           | Yr | Team           | Points |
|----|-------------------|----|----------------|--------|
| 12 | LACOCK, BETHAN    | JR | CARROLL        | 1884   |
| 13 | PHILLIPS, ABIGAIL | SR | TAYLOR         | 1871   |
| 14 | THOMSEN, MAITLY   | SO | DOANE          | 1853   |
| 15 | BANKS, LEAH       | SO | LOYOLA-NEW ORL | 1843   |
| 16 | STOPPA, BRIANNA   | SO | WESTMONT       | 1731   |

## #37-4 Women's Indoor Pentathlon Long Jump

|   |                   |       |                    |                    |           |                  |
|---|-------------------|-------|--------------------|--------------------|-----------|------------------|
| N | NAIA Championship | 6.50m | Carolyn Sterling   | Central State (OH) | 1992      |                  |
| W | World Indoor      | 7.37m | Heike Drechsler    | GDR                | 2/13/1988 | Vienna, Austria  |
| A | American Indoor   | 7.23m | Brittney Reese     | Nike               | 3/11/2012 | Istanbul, Turkey |
| C | Collegiate Indoor | 6.91m | Goulbourne/ Gipson | Auburn/ T.C.U.     | 2/23/2002 | Fayetteville, AR |

### 1:00 PM (Day 1):

| Pl | Name               | Yr | Team       | Mark              | Rnd 1       | Rnd 2       | Rnd 3       | Rnd 4 | Rnd 5 | Rnd 6 | Pts |
|----|--------------------|----|------------|-------------------|-------------|-------------|-------------|-------|-------|-------|-----|
|    | CORREIA, LEONDR    | FR | INDIANA TE | 5.59m 18' 4 1/4"  | 5.59 (+0.0) | FOUL        | 5.23 (+0.0) |       |       |       | 726 |
|    | BAKER, CHELSEA     | JR | FRIENDS    | 5.52m 18' 1 1/2"  | 5.19 (+0.0) | 5.40 (+0.0) | 5.52 (+0.0) |       |       |       | 706 |
|    | BANKS, LEAH        | SO | LOYOLA-NE  | 5.40m 17' 8 3/4"  | FOUL        | FOUL        | 5.40 (+0.0) |       |       |       | 671 |
|    | COLLIER, BECKY     | SR | WESTMONT   | 5.37m 17' 7 1/2"  | 5.22 (+0.0) | 5.18 (+0.0) | 5.37 (+0.0) |       |       |       | 663 |
|    | DOLL, LAUREN       | FR | FRIENDS    | 5.18m 17' 0"      | 4.86 (+0.0) | 5.18 (+0.0) | FOUL        |       |       |       | 609 |
|    | PHILLIPS, ABIGAIL  | SR | TAYLOR     | 5.08m 16' 8"      | 4.94 (+0.0) | 5.01 (+0.0) | 5.08 (+0.0) |       |       |       | 581 |
|    | GOKIE, KYLIE       | SR | DOANE      | 5.07m 16' 7 3/4"  | 4.78 (+0.0) | 5.07 (+0.0) | 4.99 (+0.0) |       |       |       | 578 |
|    | LACOCK, BETHANY    | JR | CARROLL    | 5.02m 16' 5 3/4"  | 4.72 (+0.0) | 5.02 (+0.0) | 5.00 (+0.0) |       |       |       | 565 |
|    | SCHMIDT, CRYSTAL   | SR | CARROLL    | 4.99m 16' 4 1/2"  | 4.98 (+0.0) | 4.99 (+0.0) | 4.92 (+0.0) |       |       |       | 557 |
|    | HOUSTON, ANNA      | SO | WILLIAM WO | 4.99m 16' 4 1/2"  | 4.62 (+0.0) | 4.88 (+0.0) | 4.99 (+0.0) |       |       |       | 557 |
|    | HARRIS, DACIA      | FR | MIDAMERIC  | 4.95m 16' 3"      | 4.95 (+0.0) | 4.78 (+0.0) | 4.83 (+0.0) |       |       |       | 546 |
|    | STOPPA, BRIANNA    | SO | WESTMONT   | 4.91m 16' 1 1/2"  | 4.69 (+0.0) | FOUL        | 4.91 (+0.0) |       |       |       | 535 |
|    | FAIMON, APRIL      | SR | HASTINGS   | 4.91m 16' 1 1/2"  | FOUL        | FOUL        | 4.91 (+0.0) |       |       |       | 535 |
|    | ARELLANO, KAIANN   | JR | JAMESTOW   | 4.84m 15' 10 1/2" | 4.84 (+0.0) | FOUL        | 4.49 (+0.0) |       |       |       | 516 |
|    | MORRISON, SAMANTHA | FR | DAVENPORT  | 4.77m 15' 7 3/4"  | 4.74 (+0.0) | 4.77 (+0.0) | 4.52 (+0.0) |       |       |       | 498 |
|    | THOMSEN, MAITLYN   | SO | DOANE      | 4.34m 14' 3"      | FOUL        | FOUL        | 4.34 (+0.0) |       |       |       | 388 |

## Women's Indoor Pentathlon After 4 Events


| Pl | Athlete           | Yr | Team            | Points |
|----|-------------------|----|-----------------|--------|
| 1  | BAKER, CHELSEA    | JR | FRIENDS         | 3093   |
| 2  | SCHMIDT, CRYSTA   | SR | CARROLL         | 2792   |
| 3  | COLLIER, BECKY    | SR | WESTMONT        | 2780   |
| 4  | CORREIA, LEOND    | FR | INDIANA TECH    | 2737   |
| 5  | HOUSTON, ANNA     | SO | WILLIAM WOODS   | 2645   |
| 6  | MORRISON, SAMA    | FR | DAVENPORT       | 2570   |
| 7  | GOKIE, KYLIE      | SR | DOANE           | 2553   |
| 8  | DOLL, LAUREN      | FR | FRIENDS         | 2518   |
| 9  | BANKS, LEAH       | SO | LOYOLA-NEW ORL  | 2514   |
| 10 | HARRIS, DACIA     | FR | MIDAMERICA NAZA | 2500   |
| 11 | ARELLANO, KAIAN   | JR | JAMESTOWN       | 2490   |
| 12 | PHILLIPS, ABIGAIL | SR | TAYLOR          | 2452   |
| 13 | LACOCK, BETHAN    | JR | CARROLL         | 2449   |
| 14 | FAIMON, APRIL     | SR | HASTINGS        | 2440   |

**NAIA INDOOR TRACK & FIELD CHAMPIONSHIPS**

Johnson City, TN  
 David E. Walker Track at Gentry Field  
 Weather: Indoor meet  
 Host: Milligan College  
 3/2/2017 - 3/4/2017

**MEET OFFICIALS**

**Meet Director:**  
 Chris Layne  
**Meet Referee:**  
 Lawhorn, Messenger, Thuber  
**Timing:**  
 www.cfpitiming.com



**OFFICIAL MEET REPORT**  
 printed: 3/4/2017 5:49 PM

**RESULTS****Women's Indoor Pentathlon After 4 Events (cont'd)**

| Pl | Athlete         | Yr | Team     | Points |
|----|-----------------|----|----------|--------|
| 15 | STOPPA, BRIANNA | SO | WESTMONT | 2266   |
| 16 | THOMSEN, MAITLY | SO | DOANE    | 2241   |

**#37-5 Women's Indoor Pentathlon 800 Meters**

|   |                   |         |                |              |                        |
|---|-------------------|---------|----------------|--------------|------------------------|
| N | NAIA Championship | 2:04.94 | Helen Crofts   | Simon Fraser |                        |
| W | World Indoor      | 1:55.82 | Jolanda Ceplak | SLO          | Vienna, Austria        |
| A | American Indoor   | 1:58.27 | Ajee' Wilson   | adidas       | 2/11/2017 New York, NY |
| C | Collegiate Indoor | 2:00.69 | Jazmine Fray   | Texas A&M    | 2/11/2017 Clemson, SC  |

**1:00 PM (Day 1):**

| Pl | Name               | Yr | Team               | Time    | Pts |
|----|--------------------|----|--------------------|---------|-----|
|    | COLLIER, BECKY     |    | SR WESTMONT        | 2:26.57 | 736 |
|    | ARELLANO, KAIANN   |    | JR JAMESTOWN       | 2:29.59 | 698 |
|    | PHILLIPS, ABIGAIL  |    | SR TAYLOR          | 2:29.73 | 696 |
|    | LACOCK, BETHANY    |    | JR CARROLL         | 2:30.85 | 682 |
|    | THOMSEN, MAITLYN   |    | SO DOANE           | 2:30.90 | 682 |
|    | GOKIE, KYLIE       |    | SR DOANE           | 2:31.87 | 670 |
|    | HARRIS, DACIA      |    | FR MIDAMERICA NAZA | 2:33.54 | 649 |
|    | STOPPA, BRIANNA    |    | SO WESTMONT        | 2:34.15 | 642 |
|    | HOUSTON, ANNA      |    | SO WILLIAM WOODS   | 2:35.32 | 628 |
|    | CORREIA, LEONDRA   |    | FR INDIANA TECH    | 2:35.75 | 623 |
|    | SCHMIDT, CRYSTAL   |    | SR CARROLL         | 2:35.85 | 621 |
|    | BANKS, LEAH        |    | SO LOYOLA-NEW ORL  | 2:36.25 | 617 |
|    | DOLL, LAUREN       |    | FR FRIENDS         | 2:36.27 | 616 |
|    | BAKER, CHELSEA     |    | JR FRIENDS         | 2:37.22 | 605 |
|    | FAIMON, APRIL      |    | SR HASTINGS        | 2:37.68 | 600 |
|    | MORRISON, SAMANTHA |    | FR DAVENPORT       | 2:52.47 | 438 |

**Women's Indoor Pentathlon After 5 Events**

| Pl | Athlete           | Yr | Team            | Points |
|----|-------------------|----|-----------------|--------|
| 1  | BAKER, CHELSEA    | JR | FRIENDS         | 3698   |
| 2  | COLLIER, BECKY    | SR | WESTMONT        | 3516   |
| 3  | SCHMIDT, CRYSTA   | SR | CARROLL         | 3413   |
| 4  | CORREIA, LEOND    | FR | INDIANA TECH    | 3360   |
| 5  | HOUSTON, ANNA     | SO | WILLIAM WOODS   | 3273   |
| 6  | GOKIE, KYLIE      | SR | DOANE           | 3223   |
| 7  | ARELLANO, KAIAN   | JR | JAMESTOWN       | 3188   |
| 8  | HARRIS, DACIA     | FR | MIDAMERICA NAZA | 3149   |
| 9  | PHILLIPS, ABIGAIL | SR | TAYLOR          | 3148   |
| 10 | DOLL, LAUREN      | FR | FRIENDS         | 3134   |
| 11 | LACOCK, BETHAN    | JR | CARROLL         | 3131   |
| 11 | BANKS, LEAH       | SO | LOYOLA-NEW ORL  | 3131   |
| 13 | FAIMON, APRIL     | SR | HASTINGS        | 3040   |
| 14 | MORRISON, SAMA    | FR | DAVENPORT       | 3008   |
| 15 | THOMSEN, MAITLY   | SO | DOANE           | 2923   |
| 16 | STOPPA, BRIANNA   | SO | WESTMONT        | 2908   |

# NAIA INDOOR TRACK & FIELD CHAMPIONSHIPS

Johnson City, TN  
David E. Walker Track at Gentry Field  
Weather: Indoor meet  
Host: Milligan College  
3/2/2017 - 3/4/2017

## MEET OFFICIALS

**Meet Director:**  
Chris Layne  
**Meet Referee:**  
Lawhorn, Messenger, Thuber  
**Timing:**  
www.cfpitiming.com



**OFFICIAL MEET REPORT**  
printed: 3/4/2017 5:49 PM

# RESULTS

## Men's Scores

| Pl | Team                | Code       | Score |
|----|---------------------|------------|-------|
| 1  | Indiana Tech        | INI2       | 118   |
| 2  | Concordia (Neb.)    | CONE       | 57    |
| 3  | Southern-NO         | SOLA       | 39    |
| 4  | St. Ambrose         | STAM       | 36    |
| 5  | Wayland Baptist     | WAYL       | 35    |
| 6  | Doane               | DOAN       | 33.5  |
| 7  | Marian (Ind.)       | MAI2       | 32    |
| 8  | William Carey       | CARE       | 28    |
| 9  | Cardinal Stritch    | CARD       | 27    |
| 10 | Cornerstone         | COM3       | 25    |
| 11 | St. Francis (Ill.)  | STFR       | 23    |
| 11 | Aquinas             | AQUI       | 23    |
| 13 | Olivet Nazarene     | OLIL       | 18    |
| 14 | Bethel (Ind.)       | BEIN       | 17    |
| 15 | Taylor              | TAYL       | 16    |
| 15 | Keiser University   | KEISE<br>R | 16    |
| 17 | Siena Heights       | SIMI       | 14.5  |
| 18 | Eastern Oregon      | EAOR       | 14    |
| 19 | Northwestern (Iowa) | NOIA       | 12    |
| 19 | Tennessee Wesleyan  | TNWE       | 12    |
| 19 | Midland             | MIDL       | 12    |
| 22 | Hastings            | HAST       | 11    |
| 22 | Dordt               | DORD       | 11    |
| 22 | Florida Memorial    | FLOR       | 11    |
| 25 | Indiana Wesleyan    | INI3       | 10    |
| 25 | Westmont            | WECA       | 10    |
| 25 | Bacone              | BACO       | 10    |
| 28 | Vanguard            | VANG       | 8     |
| 28 | Lindsey Wilson      | LIKY       | 8     |
| 28 | Madonna             | MADO       | 8     |
| 31 | Columbia (Mo.)      | COL1       | 7     |
| 31 | Morningside         | MORN       | 7     |
| 31 | Rocky Mountain      | ROMT       | 7     |
| 31 | York (Neb.)         | YONE       | 7     |
| 35 | Oregon Tech         | OREG       | 6     |
| 35 | West Virginia Tech  | WVTE       | 6     |
| 37 | Central Methodist   | CEMO       | 5     |
| 37 | McPherson           | MCPK       | 5     |
| 37 | Graceland           | GRIA       | 5     |
| 37 | St. Mary (Kan.)     | SMKS       | 5     |
| 41 | Carroll             | CAR1       | 4     |
| 41 | Huntington          | HUIN       | 4     |
| 41 | William Penn        | WIIA       | 4     |
| 41 | Goshen              | GOSH       | 4     |
| 41 | Benedictine (Kan.)  | BEKS       | 4     |

# NAIA INDOOR TRACK & FIELD CHAMPIONSHIPS

Johnson City, TN  
David E. Walker Track at Gentry Field  
Weather: Indoor meet  
Host: Milligan College  
3/2/2017 - 3/4/2017

## MEET OFFICIALS

**Meet Director:**  
Chris Layne  
**Meet Referee:**  
Lawhorn, Messenger, Thuber  
**Timing:**  
www.cfpitiming.com



**OFFICIAL MEET REPORT**  
printed: 3/4/2017 5:49 PM

# RESULTS

## Men's Scores (cont'd)

| PI | Team                  | Code | Score |
|----|-----------------------|------|-------|
| 41 | Dakota State          | DAKO | 4     |
| 47 | Lewis-Clark           | LEID | 3     |
| 47 | MidAmerica Nazarene   | MIDA | 3     |
| 47 | Davenport             | DAVE | 3     |
| 47 | Spring Arbor          | SPMI | 3     |
| 47 | Indiana East          | INEA | 3     |
| 47 | Point Park            | POPA | 3     |
| 47 | Dickinson St.         | DIND | 3     |
| 47 | Milligan              | MITN | 3     |
| 47 | Rio Grande            | RIOG | 3     |
| 47 | Oklahoma City         | OKO2 | 3     |
| 57 | Mount Marty           | MOSD | 2     |
| 57 | Cumberlands           | CUKY | 2     |
| 59 | Lindenwood-Belleville | LIND | 1     |
| 59 | Robert Morris (Ill.)  | ROBE | 1     |
| 59 | Voorhees              | VOOR | 1     |
| 59 | Briar Cliff           | BRIA | 1     |
| 59 | Webber                | WEBB | 1     |

## Women's Scores

| PI | Team                | Code | Score |
|----|---------------------|------|-------|
| 1  | Indiana Tech        | INI2 | 75    |
| 2  | Oklahoma City       | OKO2 | 59    |
| 3  | Wayland Baptist     | WAYL | 40    |
| 4  | St. Francis (Ill.)  | STFR | 35    |
| 5  | Carroll             | CAR1 | 34.5  |
| 6  | Aquinas             | AQUI | 33    |
| 7  | Concordia (Neb.)    | CONE | 31    |
| 8  | Hastings            | HAST | 30.5  |
| 9  | Siena Heights       | SIMI | 30    |
| 10 | Friends             | FRIE | 27    |
| 11 | Missouri Baptist    | MIMO | 25    |
| 12 | Northwestern (Iowa) | NOIA | 22    |
| 12 | Mobile              | MOBI | 22    |
| 14 | Olivet Nazarene     | OLIL | 20    |
| 15 | Westmont            | WECA | 19    |
| 15 | Southern-NO         | SOLA | 19    |
| 17 | Dordt               | DORD | 18    |
| 18 | Point Park          | POPA | 16    |
| 18 | Southwestern (Kan.) | SOKS | 16    |
| 20 | Taylor              | TAYL | 15    |
| 20 | Biola               | BIOL | 15    |
| 22 | Indiana Wesleyan    | INI3 | 14    |
| 23 | Cardinal Stritch    | CARD | 13    |
| 23 | Southern Oregon     | SOOR | 13    |
| 25 | St. Ambrose         | STAM | 12    |
| 26 | Doane               | DOAN | 11    |



## NAIA INDOOR TRACK & FIELD CHAMPIONSHIPS

Johnson City, TN  
David E. Walker Track at Gentry Field  
Weather: Indoor meet  
Host: Milligan College  
3/2/2017 - 3/4/2017

## MEET OFFICIALS

**Meet Director:**  
Chris Layne  
**Meet Referee:**  
Lawhorn, Messenger, Thuber  
**Timing:**  
www.cfpitiming.com



**OFFICIAL MEET REPORT**  
printed: 3/4/2017 5:49 PM

# RESULTS

### Women's Scores (cont'd)

| PI | Team                | Code       | Score |
|----|---------------------|------------|-------|
| 27 | Bethel (Ind.)       | BEIN       | 10    |
| 27 | Life                | LIFE       | 10    |
| 27 | St. Xavier          | STXA       | 10    |
| 27 | Milligan            | MITN       | 10    |
| 27 | Rio Grande          | RIOG       | 10    |
| 32 | Cornerstone         | COM3       | 8     |
| 32 | Judson              | JUDS       | 8     |
| 32 | SCAD Atlanta        | SCAD       | 8     |
| 32 | Concordia (Mich.)   | COM2       | 8     |
| 36 | Northwest U.        | NOWA       | 6     |
| 37 | Jamestown           | JAME       | 5     |
| 37 | MidAmerica Nazarene | MIDA       | 5     |
| 37 | Clarke              | CLIA       | 5     |
| 37 | Morningside         | MORN       | 5     |
| 37 | Ottawa              | OTTA       | 5     |
| 42 | William Woods       | WIM2       | 4     |
| 42 | Langston            | LANG       | 4     |
| 42 | Eastern Oregon      | EAOR       | 4     |
| 45 | Huntington          | HUIN       | 3     |
| 45 | Trinity Christian   | TRIL       | 3     |
| 45 | Keiser University   | KEISE<br>R | 3     |
| 45 | Park U.             | PAMO       | 3     |
| 45 | St. Mary (Kan.)     | SMKS       | 3     |
| 50 | College of Idaho    | COLL       | 2     |
| 51 | Lewis-Clark         | LEID       | 1     |
| 51 | Spring Arbor        | SPMI       | 1     |
| 51 | Benedictine (Kan.)  | BEKS       | 1     |
| 51 | Ohio Christian      | OHCH       | 1     |
| 51 | Montreat            | MONC       | 1     |