

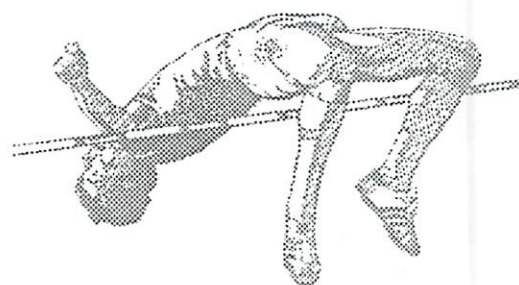




1994 WAC OUTDOOR TRACK & FIELD CHAMPIONSHIPS



Warmerdam Field • Fresno, Calif.



**THURSDAY, MAY 19
HEPTATHLON/DECATHLON
FINAL RESULTS**

WAC OUTDOOR CHAMPIONSHIPS
DECATHLON

FRESNO STATE UNIVERSITY
Division: MEN

May 18, 1994
EVENT # 21

Records - WORLD : 8891.00 Dan O'Brien (USA) Talence, France 1992
COLLEGIATE : 8322.00 Mike Ramos (Washington) Los Angeles, CA 1986
TRACK : 8302.00 Tim Bright (Athletics West) Fresno, CA 1986
WAC MEET : 7928.00 Tito Steiner' (BYU/ARG) Provo, UT 1981

----- Clerk of the Course (c) 1991 Tournament Specialists -----

| ENTRANT / AFFILIATION | TOTAL | 100m Dash | Long Jump | Shot Put | High Jump | 400m Dash | 110m Hdl | Discus | Pole Vlt | Javelin | 1500m Run |
|--------------------------------------------------------|-------------|------------|-------------|------------|-------------|-------------|-------------|------------|-------------|---------------|-----------|
| Ben Higbee # 166 (6906) Brigham Young University | 11.29 (797) | 6.55 (709) | 13.58 (703) | 1.95 (758) | 49.62 (832) | 15.65 (773) | 35.80 (580) | 4.10 (645) | 49.80 (586) | 5:06.50 (523) | |
| Alonzo Arreola # 289 (6730) Fresno State University | 11.31 (793) | 6.87 (783) | 11.60 (582) | 1.83 (653) | 50.82 (777) | 16.19 (711) | 37.44 (613) | 3.60 (509) | 55.54 (671) | 4:45.87 (688) | |
| Craig Riggs # 186 (6702) Brigham Young University | 11.62 (728) | 6.53 (704) | 12.13 (614) | 1.92 (731) | 52.03 (723) | 15.94 (740) | 38.22 (628) | 3.70 (535) | 52.64 (628) | 4:41.42 (671) | |
| Chris Walker # 255 (6692) Colorado State University | 11.72 (707) | 6.44 (684) | 11.91 (601) | 1.86 (679) | 52.24 (714) | 15.59 (780) | 41.92 (704) | 3.90 (590) | 47.98 (559) | 4:41.03 (674) | |
| Marcus Nichols # 132 (6463) Air Force Academy | 11.94 (663) | 6.20 (630) | 10.25 (501) | 1.92 (731) | 51.86 (731) | 15.83 (752) | 31.36 (491) | 4.40 (731) | 47.66 (554) | 4:40.22 (679) | |
| Phillip Wagner # 321 (6297) Fresno State University | 11.83 (685) | 6.23 (637) | 11.83 (596) | 1.89 (705) | 52.65 (697) | 16.72 (654) | 30.60 (476) | 4.10 (645) | 47.90 (558) | 4:45.83 (644) | |
| Brent Timmons # 189 (6160) Brigham Young University | 11.97 (657) | 6.01 (589) | 11.04 (548) | 1.89 (705) | 53.06 (679) | 16.49 (679) | 36.22 (588) | 3.50 (482) | 47.12 (546) | 4:38.90 (687) | |

WAC OUTDOOR CHAMPIONSHIPS
DECATHLON 100m Dash

FRESNO STATE UNIVERSITY
Division: MEN

May 18, 1994
EVENT # 22

Records - WORLD : NO MARK
COLLEGIATE : NO MARK
TRACK : NO MARK
WAC MEET : NO MARK

----- Clerk of the Course (c) 1991 Tournament Specialists -----

| ENTRANT # | NAME | GR | AFFILIATION | PLACE | MARK |
|-----------|----------------|----|---------------------------------|-------|------|
| 166 | Ben Higbee | Sp | Brigham Young University (797) | 11.29 | |
| 289 | Alonzo Arreola | Jr | Fresno State University (793) | 11.31 | |
| 186 | Craig Riggs | Fr | Brigham Young University (728) | 11.62 | |
| 255 | Chris Walker | Fr | Colorado State University (707) | 11.72 | |
| 321 | Phillip Wagner | Sp | Fresno State University (685) | 11.83 | |
| 132 | Marcus Nichols | Fr | Air Force Academy (663) | 11.94 | |
| 189 | Brent Timmons | Jr | Brigham Young University (657) | 11.97 | |

WAC OUTDOOR CHAMPIONSHIPS FRESNO STATE UNIVERSITY May 18, 1994
**** MEN **** SCORING AFTER 1 EVENTS

----- Clerk of the Course (c)1991 Tournament Specialists -----
PLACE AFFILIATION POINTS

| | | |
|---|---------------------------|----|
| 1 | Brigham Young University | 18 |
| 2 | Fresno State University | 11 |
| 3 | Colorado State University | 5 |
| 4 | Air Force Academy | 4 |

WAC OUTDOOR CHAMPIONSHIPS
DECATHLON Long Jump

FRESNO STATE UNIVERSITY
Division: MEN

May 18, 1994
EVENT # 23

Records - WORLD : NO MARK (NO MARK)
COLLEGIATE : NO MARK (NO MARK)
TRACK : NO MARK (NO MARK)
WAC MEET : NO MARK (NO MARK)

----- Clerk of the Course (c) 1991 Tournament Specialists -----
ENTRANT # NAME GR AFFILIATION PLACE MARK

FINAL RESULTS

| | | | | | | |
|-----|----------------|----|---------------------------|--------|------|----------|
| 289 | Alonzo Arreola | Jr | Fresno State University | (783) | 6.87 | 22-06.5 |
| 166 | Ben Higbee | Sp | Brigham Young University | (709) | 6.55 | 21-06.0 |
| 186 | Craig Riggs | Fr | Brigham Young University | (704) | 6.53 | 21-05.25 |
| 255 | Chris Walker | Fr | Colorado State University | (684) | 6.44 | 21-01.5 |
| 321 | Phillip Wagner | Sp | Fresno State University | (637) | 6.23 | 20-05.25 |
| 132 | Marcus Nichols | Fr | Air Force Academy | (630) | 6.20 | 20-04.25 |
| 189 | Brent Timmons | Jr | Brigham Young University | (589) | 6.01 | 19-08.75 |

WAC OUTDOOR CHAMPIONSHIPS
DECATHLON Shot Put

FRESNO STATE UNIVERSITY
Division: MEN

May 18, 1994
EVENT # 24

Records - WORLD : NO MARK (NO MARK)
COLLEGIATE : NO MARK (NO MARK)
TRACK : NO MARK (NO MARK)
WAC MEET : NO MARK (NO MARK)

----- Clerk of the Course (c) 1991 Tournament Specialists -----
ENTRANT # NAME GR AFFILIATION PLACE MARK

FINAL RESULTS

| | | | | | | |
|-----|----------------|----|---------------------------|--------|-------|----------|
| 166 | Ben Higbee | Sp | Brigham Young University | (703) | 13.58 | 44-06.75 |
| 186 | Craig Riggs | Fr | Brigham Young University | (614) | 12.13 | 39-09.75 |
| 255 | Chris Walker | Fr | Colorado State University | (601) | 11.91 | 39-01.0 |
| 321 | Phillip Wagner | Sp | Fresno State University | (596) | 11.83 | 38-09.75 |
| 289 | Alonzo Arreola | Jr | Fresno State University | (582) | 11.60 | 38-00.75 |
| 189 | Brent Timmons | Jr | Brigham Young University | (548) | 11.04 | 36-02.75 |
| 132 | Marcus Nichols | Fr | Air Force Academy | (501) | 10.25 | 33-07.5 |

WAC OUTDOOR CHAMPIONSHIPS
DECATHLON High Jump

FRESNO STATE UNIVERSITY
Division: MEN

May 18, 1994
EVENT # 25

Records - WORLD : NO MARK (NO MARK)
COLLEGIATE : NO MARK (NO MARK)
TRACK : NO MARK (NO MARK)
WAC MEET : NO MARK (NO MARK)

----- Clerk of the Course (c) 1991 Tournament Specialists -----
ENTRANT # NAME GR AFFILIATION PLACE MARK

FINAL RESULTS

| | | | | | | |
|-----|----------------|----|---------------------------|--------|------|---------|
| 166 | Ben Higbee | Sp | Brigham Young University | (758) | 1.95 | 6-04.75 |
| 132 | Marcus Nichols | Fr | Air Force Academy | (731) | 1.92 | 6-03.5 |
| 186 | Craig Riggs | Fr | Brigham Young University | (731) | 1.92 | 6-03.5 |
| 321 | Phillip Wagner | Sp | Fresno State University | (705) | 1.89 | 6-02.25 |
| 189 | Brent Timmons | Jr | Brigham Young University | (705) | 1.89 | 6-02.25 |
| 255 | Chris Walker | Fr | Colorado State University | (679) | 1.86 | 6-01.25 |
| 289 | Alonzo Arreola | Jr | Fresno State University | (653) | 1.83 | 6-00.0 |

WAC OUTDOOR CHAMPIONSHIPS
DECATHLON 400m Dash

FRESNO STATE UNIVERSITY
Division: MEN

May 18, 1994
EVENT # 26

Records - WORLD : NO MARK
COLLEGIATE : NO MARK
TRACK : NO MARK
WAC MEET : NO MARK

----- Clerk of the Course (c) 1991 Tournament Specialists -----

ENTRANT # NAME GR AFFILIATION PLACE MARK

FINAL RESULTS

| | | | | | |
|-----|----------------|----|---------------------------|--------|-------|
| 166 | Ben Higbee | Sp | Brigham Young University | (832) | 49.62 |
| 289 | Alonzo Arreola | Jr | Fresno State University | (777) | 50.82 |
| 132 | Marcus Nichols | Fr | Air Force Academy | (731) | 51.86 |
| 186 | Craig Riggs | Fr | Brigham Young University | (723) | 52.03 |
| 255 | Chris Walker | Fr | Colorado State University | (714) | 52.24 |
| 321 | Phillip Wagner | Sp | Fresno State University | (697) | 52.65 |
| 189 | Brent Timmons | Jr | Brigham Young University | (679) | 53.06 |

WAC OUTDOOR CHAMPIONSHIPS
DECATHLON 110m Hdls

FRESNO STATE UNIVERSITY
Division: MEN

May 18, 1994
EVENT # 27

Records - WORLD : NO MARK
COLLEGIATE : NO MARK
TRACK : NO MARK
WAC MEET : NO MARK

----- Clerk of the Course (c) 1991 Tournament Specialists -----

ENTRANT # NAME GR AFFILIATION PLACE MARK

FINAL RESULTS

| | | | | | |
|-----|----------------|----|---------------------------|--------|-------|
| 255 | Chris Walker | Fr | Colorado State University | (780) | 15.59 |
| 166 | Ben Higbee | Sp | Brigham Young University | (773) | 15.65 |
| 132 | Marcus Nichols | Fr | Air Force Academy | (752) | 15.83 |
| 186 | Craig Riggs | Fr | Brigham Young University | (740) | 15.94 |
| 289 | Alonzo Arreola | Jr | Fresno State University | (711) | 16.19 |
| 189 | Brent Timmons | Jr | Brigham Young University | (679) | 16.49 |
| 321 | Phillip Wagner | Sp | Fresno State University | (654) | 16.72 |

WAC OUTDOOR CHAMPIONSHIPS
DECATHLON Discus

FRESNO STATE UNIVERSITY
Division: MEN

May 18, 1994
EVENT # 28

Records - WORLD : NO MARK (NO MARK)
COLLEGIATE : NO MARK (NO MARK)
TRACK : NO MARK (NO MARK)
WAC MEET : NO MARK (NO MARK)

----- Clerk of the Course (c) 1991 Tournament Specialists -----

ENTRANT # NAME GR AFFILIATION PLACE MARK

FINAL RESULTS

| | | | | | | |
|-----|----------------|----|---------------------------|--------|-------|----------|
| 255 | Chris Walker | Fr | Colorado State University | (704) | 41.92 | 137-06.0 |
| 186 | Craig Riggs | Fr | Brigham Young University | (628) | 38.22 | 125-05.0 |
| 289 | Alonzo Arreola | Jr | Fresno State University | (613) | 37.44 | 122-10.0 |
| 189 | Brent Timmons | Jr | Brigham Young University | (588) | 36.22 | 118-10.0 |
| 166 | Ben Higbee | Sp | Brigham Young University | (580) | 35.80 | 117-05.0 |
| 132 | Marcus Nichols | Fr | Air Force Academy | (491) | 31.36 | 102-11.0 |
| 321 | Phillip Wagner | Sp | Fresno State University | (476) | 30.60 | 100-05.0 |

WAC OUTDOOR CHAMPIONSHIPS
DECATHLON Pole Vlt

FRESNO STATE UNIVERSITY
Division: MEN

May 18, 1994
EVENT # 29

Records - WORLD : NO MARK (NO MARK)
COLLEGIATE : NO MARK (NO MARK)
TRACK : NO MARK (NO MARK)
WAC MEET : NO MARK (NO MARK)

----- Clerk of the Course (c) 1991 Tournament Specialists -----

| ENTRANT # | NAME | GR | AFFILIATION | PLACE | MARK | |
|---------------|----------------|----|---------------------------|--------|------|----------|
| FINAL RESULTS | | | | | | |
| 132 | Marcus Nichols | Fr | Air Force Academy | (731) | 4.40 | 14-05.25 |
| 166 | Ben Higbee | Sp | Brigham Young University | (645) | 4.10 | 13-05.25 |
| 321 | Phillip Wagner | Sp | Fresno State University | (645) | 4.10 | 13-05.25 |
| 255 | Chris Walker | Fr | Colorado State University | (590) | 3.90 | 12-09.5 |
| 186 | Craig Riggs | Fr | Brigham Young University | (535) | 3.70 | 12-01.5 |
| 289 | Alonzo Arreola | Jr | Fresno State University | (509) | 3.60 | 11-09.75 |
| 189 | Brent Timmons | Jr | Brigham Young University | (482) | 3.50 | 11-05.75 |

WAC OUTDOOR CHAMPIONSHIPS
DECATHLON Javelin

FRESNO STATE UNIVERSITY
Division: MEN

May 18, 1994
EVENT # 30

Records - WORLD : NO MARK (NO MARK)
COLLEGIATE : NO MARK (NO MARK)
TRACK : NO MARK (NO MARK)
WAC MEET : NO MARK (NO MARK)

----- Clerk of the Course (c) 1991 Tournament Specialists -----

| ENTRANT # | NAME | GR | AFFILIATION | PLACE | MARK | |
|---------------|----------------|----|---------------------------|--------|-------|----------|
| FINAL RESULTS | | | | | | |
| 289 | Alonzo Arreola | Jr | Fresno State University | (671) | 55.54 | 182-03.0 |
| 186 | Craig Riggs | Fr | Brigham Young University | (628) | 52.64 | 172-08.0 |
| 166 | Ben Higbee | Sp | Brigham Young University | (586) | 49.80 | 163-05.0 |
| 255 | Chris Walker | Fr | Colorado State University | (559) | 47.98 | 157-05.0 |
| 321 | Phillip Wagner | Sp | Fresno State University | (558) | 47.90 | 157-02.0 |
| 132 | Marcus Nichols | Fr | Air Force Academy | (554) | 47.66 | 156-04.0 |
| 189 | Brent Timmons | Jr | Brigham Young University | (546) | 47.12 | 154-07.0 |

WAC OUTDOOR CHAMPIONSHIPS
DECATHLON 1500m Run

FRESNO STATE UNIVERSITY
Division: MEN

May 18, 1994
EVENT # 31

Records - WORLD : NO MARK
COLLEGIATE : NO MARK
TRACK : NO MARK
WAC MEET : NO MARK

----- Clerk of the Course (c) 1991 Tournament Specialists -----

| ENTRANT # | NAME | GR | AFFILIATION | PLACE | MARK | |
|---------------|----------------|----|---------------------------|--------|---------|--|
| FINAL RESULTS | | | | | | |
| 189 | Brent Timmons | Jr | Brigham Young University | (687) | 4:38.90 | |
| 132 | Marcus Nichols | Fr | Air Force Academy | (679) | 4:40.22 | |
| 255 | Chris Walker | Fr | Colorado State University | (674) | 4:41.03 | |
| 186 | Craig Riggs | Fr | Brigham Young University | (671) | 4:41.42 | |
| 321 | Phillip Wagner | Sp | Fresno State University | (644) | 4:45.83 | |
| 289 | Alonzo Arreola | Jr | Fresno State University | (638) | 4:46.87 | |
| 166 | Ben Higbee | Sp | Brigham Young University | (523) | 5:06.50 | |

WAC Outdoor Championships
Fresno, CA
May 20-21, 1994
Men's Results

Decathlon

| | | | |
|---|----------------|-----|------|
| 1 | Ben Higbee | BYU | 6906 |
| 2 | Alonzo Arreola | FSU | 6730 |
| 3 | Craig Riggs | BYU | 6702 |
| 4 | Chris Walker | CSU | 6692 |
| 5 | Marcus Nichols | AFA | 6463 |
| 6 | Phillip Wagner | FSU | 6297 |
| 7 | Brent Timmons | BYU | 6160 |

3000 Meter Steeplechase

| | | | |
|---|---------------|------|---------|
| 1 | Jim Svenoy | UTEP | 8:37.48 |
| 2 | Mark Johansen | BYU | 8:47.35 |
| 3 | Rick Jaster | BYU | 8:49.37 |
| 4 | Luke Spencer | CSU | 9:09.79 |
| 5 | Israel Pose | FSU | 9:13.64 |
| 6 | Chris Ederle | AFA | 9:17.76 |
| 7 | Andy Meehan | AFA | 9:20.96 |
| 8 | Brian Noecker | WYO | 9:21.55 |

110 Meter High Hurdles - Section 1

| | | | |
|---|----------------|-----|-------|
| 1 | Robert Foster | FSU | 14.36 |
| 2 | Joel Giorgis | WYO | 14.58 |
| 3 | Keith Ladson | WYO | 14.62 |
| 4 | Kirk Sweetnam | BYU | 14.97 |
| 5 | Jeremy Kendall | CSU | 15.00 |
| 6 | Reuben Parrish | FSU | 15.09 |
| 7 | Craig Riggs | BYU | 16.08 |

Section 2

| | | | |
|---|-----------------|------|-------|
| 1 | Mike Jones | BYU | 14.29 |
| 2 | Richard Price | UTEP | 14.36 |
| 3 | Paul Gomez | AFA | 14.67 |
| 4 | Kendall Hoggatt | FSU | 14.71 |
| 5 | Marcus Turner | CSU | 14.80 |
| 6 | Lisle Babcock | AFA | 15.14 |

Finals

| | | | |
|---|-----------------|------|-------|
| 1 | Robert Foster | FSU | 13.72 |
| 2 | Richard Price | UTEP | 14.18 |
| 3 | Mike Jones | BYU | 14.19 |
| 4 | Joel Giorgis | WYO | 14.22 |
| 5 | Marcus Turner | CSU | 14.72 |
| 6 | Keith Ladson | WYO | 14.76 |
| 7 | Kendall Hoggatt | FSU | 14.78 |
| 8 | Paul Gomez | AFA | 15.00 |

400 Meters - Section 1

| | | | |
|---|------------------|------|-------|
| 1 | Hayden Stephen | UTEP | 47.12 |
| 2 | Terrence Garrett | CSU | 48.39 |
| 3 | Mike Reed | AFA | 48.62 |
| 4 | Mike Lippold | CSU | 49.00 |
| 5 | Danny Giron | WYO | 49.22 |
| 6 | Clayton Patch | BYU | 49.36 |

Section 2

| | | | |
|---|------------------|------|-------|
| 1 | Milton Mallard | UTEP | 46.86 |
| 2 | Marcus Alexander | AFA | 48.20 |
| 3 | Lee Macklin | CSU | 48.27 |
| 4 | Greg Farnham | WYO | 48.49 |
| 5 | James Craft | FSU | 48.64 |
| 6 | DeWayne Thomas | FSU | 48.86 |

Finals

| | | | |
|---|------------------|------|-------|
| 1 | Milton Mallard | UTEP | 45.86 |
| 2 | Hayden Stephen | UTEP | 45.88 |
| 3 | Terrence Garrett | CSU | 47.85 |
| 4 | Marcus Alexander | AFA | 48.09 |
| 5 | Greg Farnham | WYO | 48.31 |
| 6 | James Craft | FSU | 48.34 |
| 7 | Mike Reed | AFA | 48.43 |
| 8 | Lee Macklin | CSU | 48.44 |

200 Meters - Section 1

| | | | |
|---|------------------|------|-------|
| 1 | Terrance Bowen | FSU | 20.75 |
| 2 | Obadele Thompson | UTEP | 21.14 |
| 3 | Waylin Bratton | FSU | 21.36 |
| 4 | Charlton Jordan | FSU | 21.98 |
| 5 | Deonte Day | AFA | 22.56 |
| 6 | Ty Nelson | WYO | 22.81 |

Section 2

| | | | |
|---|------------------|------|-------|
| 1 | Andrew Tynes | UTEP | 20.62 |
| 2 | Carlos Hattix | AFA | 21.78 |
| 3 | Kimani Harper | UNM | 22.01 |
| 4 | Terrence Garrett | CSU | 22.41 |

Finals

| | | | |
|---|------------------|------|-------|
| 1 | Andrew Tynes | UTEP | 20.44 |
| 2 | Obadele Thompson | UTEP | 21.19 |
| 3 | Whaylin Bratton | FSU | 21.31 |
| 4 | Charlton Jordan | FSU | 22.02 |
| 5 | Carlos Hattiz | AFA | 22.16 |
| 6 | Deonte Day | AFA | 22.28 |
| 7 | Kimain Harper | UNM | 22.30 |
| 8 | Terrence Garrett | CSU | 22.65 |

100 Meters - Section 1

| | | | |
|---|------------------|------|-------|
| 1 | Obadele Thompson | UTEP | 10.53 |
| 2 | Paul Turner | CSU | 10.79 |
| 3 | Mark Godfrey | BYU | 10.86 |
| 4 | Donovan Burks | CSU | 10.91 |
| 5 | Carlos Hattix | AFA | 11.00 |
| 6 | Kevin Williams | AFA | 11.06 |
| 7 | Ty Nelson | WYO | 11.39 |

Section 2

| | | | |
|---|-----------------|------|-------|
| 1 | Terrance Bowen | FSU | 10.16 |
| 2 | Andrew Tynes | UTEP | 10.24 |
| 3 | Whaylin Bratton | FSU | 10.61 |
| 4 | Jeremy Burkett | CSU | 10.89 |
| 5 | Brian Watkins | AFA | 11.04 |
| 6 | Roby Robinson | UTEP | 13.41 |

Finals

| | | | |
|---|------------------|------|-------|
| 1 | Andrew Tynes | UTEP | 10.21 |
| 2 | Terrance Bowen | FSU | 10.29 |
| 3 | Obadele Thompson | UTEP | 10.30 |
| 4 | Waylin Bratton | FSU | 10.53 |
| 5 | Paul Turner | CSU | 10.70 |
| 6 | Mark Godfrey | BYU | 10.80 |
| 7 | Donovan Burks | CSU | 10.85 |
| 8 | Jeremy Macklin | CSU | 10.96 |

Discus

| | | | |
|---|------------------|------|-------|
| 1 | Kjell Ove Hauge | UTEP | 198-9 |
| 2 | Ryan Butler | WYO | 177-5 |
| 3 | Mike Medjo | CSU | 170-0 |
| 4 | Mattias Borrmann | CSU | 168-3 |
| 5 | Jim Freeland | BYU | 159-5 |
| 6 | Jared Passey | BYU | 159-1 |
| 7 | Jason Anderson | BYU | 152-0 |
| 8 | Jim Gough | BYU | 151-9 |

10,000 Meters

| | | | |
|---|-----------------|-----|----------|
| 1 | Craig Lawson | BYU | 30:24.30 |
| 2 | Brandon Rhoads | BYU | 30:28.50 |
| 3 | Mowa Selassie | CSU | 30:30.10 |
| 4 | Marc Lawson | BYU | 30:42.00 |
| 5 | Randon Richards | BYU | 30:46.30 |
| 6 | Israel Pose | FSU | 31:04.40 |
| 7 | Nick Del Lisa | WYO | 31:12.05 |
| 8 | Craig Chidester | UU | 31:21.60 |

Long Jump

| | | | |
|---|------------------|-----|----------|
| 1 | Kendall Hoggatt | FSU | 25-03.25 |
| 2 | Robert Foster | FSU | 25-00.50 |
| 3 | Derrick Mitchell | FSU | 24-05.00 |
| 4 | Mark Godfrey | BYU | 24-03.50 |
| 5 | Tyler Munson | BYU | 24-01.00 |
| 6 | Mike Lippold | CSU | 23-11.75 |
| 7 | Bud Hamilton | WYO | 23-11.50 |
| 8 | Jared Hansen | AFA | 23-02.50 |

800 Meters - Section 1

| | | | |
|---|------------------|------|---------|
| 1 | Iain Hunter | BYU | 1:51.56 |
| 2 | Jim McCreery | WYO | 1:51.67 |
| 3 | Kipp Ortenburger | FSU | 1:52.11 |
| 4 | Kevin Cron | CSU | 1:52.62 |
| 5 | Albert Lugo | UTEP | 1:56.88 |
| 6 | Ed Harrison | WYO | 1:58.05 |

Section 2

| | | | |
|---|----------------------|------|---------|
| 1 | Jeff Kuzma | AFA | 1:52.26 |
| 2 | Eric Smith | UNM | 1:52.38 |
| 3 | Stephan Kreykamp | UTEP | 1:52.46 |
| 4 | Adrian Thomas-Eikman | CSU | 1:52.53 |
| 5 | Steve King | BYU | 1:53.77 |
| 6 | Greg Howell | UU | 1:54.07 |
| 7 | Glen Combe | UU | 1:56.95 |

Finals

| | | | |
|---|------------------|------|---------|
| 1 | Jeff Kuzma | AFA | 1:48.68 |
| 2 | Jim McCreery | WYO | 1:49.99 |
| 3 | Stephan Kreykamp | UTEP | 1:50.00 |
| 4 | Eric Smich | UNM | 1:50.29 |
| 5 | Iain Hunter | BYU | 1:50.60 |
| 6 | Kevin Cron | CSU | 1:52.54 |
| 7 | Steve King | BYU | 1:53.26 |
| 8 | Kip Otenburger | FSU | 1:54.41 |

400 Meter Hurdles - Section 1

| | | | |
|---|---------------|-----|---------|
| 1 | Keith Ladson | WYO | 52.73 |
| 2 | Paul Gomez | AFA | 53.22 |
| 3 | Robert Foster | FSU | 53.85 |
| 4 | Marcus Turner | CSU | 54.13 |
| 5 | Dave Schaff | WYO | 55.11 |
| 6 | Lisle Babcock | AFA | 55.33 |
| 7 | Jason Ecklund | CSU | 55.48 |
| 8 | Kirk Sweetnam | BYU | 57.89 |
| 9 | Brent Timmons | BYU | 1:00.62 |

Section 2

| | | | |
|---|----------------|------|-------|
| 1 | Mike Jones | BYU | 52.09 |
| 2 | Joel Giorgis | WYO | 52.61 |
| 3 | Douglas Deming | UTEP | 54.14 |
| 4 | Jeremy Kendall | CSU | 55.09 |
| 5 | Reuben Parrish | FSU | 55.06 |
| 6 | Alonzo Arreola | FSU | 55.22 |
| 7 | Chad Whitworth | WYO | 55.51 |

Finals

| | | | |
|---|----------------|------|-------|
| 1 | Mike Jones | BYU | 51.69 |
| 2 | Paul Gomez | AFA | 51.73 |
| 3 | Marcus Turner | CSU | 51.89 |
| 4 | Keith Ladson | WYO | 52.13 |
| 5 | Joel Giorgis | WYO | 52.25 |
| 6 | Douglas Deming | UTEP | 54.46 |
| 7 | Reuben Parrish | FSU | 54.49 |
| 8 | Jeremy Kendall | CSU | 56.10 |

Hammer

| | | | |
|---|--------------------|------|--------|
| 1 | Alex Papadimitriou | UTEP | 238-08 |
| 2 | Ryan Butler | WYO | 202-05 |
| 3 | Mattias Borrman | CSU | 199-02 |
| 4 | Randall Herron | FSU | 189-01 |
| 5 | Jason Anderson | AFA | 188-01 |
| 6 | Jared Wright | FSU | 186-06 |
| 7 | Keith Jones | FSU | 177-11 |
| 8 | Kevin Whyrick | CSU | 175-10 |

1500 Meters

| | | | |
|---|------------------|-----|---------|
| 1 | Nick MacFalls | AFA | 3:47.24 |
| 2 | Monte Still | WYO | 3:47.92 |
| 3 | Nick Thiel | WYO | 3:48.54 |
| 4 | Kipp Ortenburger | FSU | 3:49.78 |
| 5 | Paul Graddon | AFA | 3:51.19 |
| 6 | Dave Sobolik | CSU | 3:51.86 |
| 7 | Mark Ellison | CSU | 3:51.95 |
| 8 | Blake Boggess | BYU | 3:52.30 |

5000 Meters

| | | | |
|---|----------------|-----|----------|
| 1 | Mark Johansen | BYU | 14:33.10 |
| 2 | Craig Lawson | BYU | 14:35.10 |
| 3 | Rick Jaster | BYU | 14:42.09 |
| 4 | Brandon Rhoads | BYU | 14:42.82 |
| 5 | Eric Mack | AFA | 14:47.63 |
| 6 | Ryan Bolton | WYO | 14:48.61 |
| 7 | Paul Ratnage | UNM | 14:52.53 |
| 8 | Mowa Selassie | CSU | 14:54.10 |

High Jump

| | | | |
|---|----------------|-----|---------|
| 1 | Kimani Harper | UNM | 7-00.50 |
| 2 | Clayton Cole | AFA | 6-10.75 |
| 3 | Lance Greer | BYU | 6-10.75 |
| 4 | Brent Miller | FSU | 6-10.75 |
| 5 | Leonard Medley | AFA | 6-10.75 |
| 6 | Bud Hamilton | WYO | 6-10.75 |
| 7 | Scott Parma | AFA | 6-08.75 |
| 8 | Chris Larson | WYO | 6-06.75 |

Pole Vault

| | | | |
|---|------------------|-----|---------|
| 1 | David Cox | FSU | 16-8.75 |
| 2 | Heath Fulk | FSU | 16-8.75 |
| 3 | Neil Jensen | BYU | 16-4.75 |
| 4 | Darren Fraley | FSU | 16-4.75 |
| 5 | Alan Gullede | BYU | 16-0.75 |
| 6 | David Pike | AFA | 16-0.75 |
| 7 | Paul Friedenback | FSU | 16-0.75 |
| 8 | Rick McWhorter | BYU | 15-9.00 |

Triple Jump

| | | | |
|---|------------------|-----|----------|
| 1 | Mark Godfrey | BYU | 52-03.75 |
| 2 | Derrick Mitchell | FSU | 51-07.25 |
| 3 | Bud Hamilton | WYO | 48-00.75 |
| 4 | Kendall Hoggatt | FSU | 46-06.25 |
| 5 | Robert Foster | FSU | 46-00.00 |
| 6 | Leonard Medley | AFA | 45-08.50 |
| 7 | Chris Laucomer | WYO | 45-07.00 |
| 8 | Geamer Lamar | FSU | 43-11.00 |

Shot Put

| | | | |
|---|-----------------|------|----------|
| 1 | Kjell Ove Hauge | UTEP | 63-06.75 |
| 2 | Matt Spears | WYO | 57-03.00 |
| 3 | Keith Jones | FSU | 54-02.00 |
| 4 | Kevin Whyrick | CSU | 53-04.25 |
| 5 | Jared Wright | FSU | 53-03.75 |
| 6 | Chad Lindsay | WYO | 53-00.00 |
| 7 | Jason Anderson | BYU | 49-11.75 |
| 8 | Ryan Butler | WYO | 49-10.50 |

Javelin

| | | | |
|---|-----------------|------|--------|
| 1 | Todd Reich | FSU | 246-08 |
| 2 | Mattias Borrman | CSU | 223-11 |
| 3 | Lasse Paananen | UTEP | 222-04 |
| 4 | Kelly Jenson | BYU | 210-11 |
| 5 | Guy Tucker | WYO | 193-03 |
| 6 | Alonzo Arreola | FSU | 192-07 |
| 7 | Chris Palamino | UNM | 188-00 |
| 8 | Dallas Richie | FSU | 187-11 |

4x100 Meter Relay

| | | |
|---|------|-------|
| 1 | UTEP | 39.59 |
| 2 | FSU | 39.81 |
| 3 | CSU | 41.19 |
| 4 | AFA | 41.24 |
| 5 | BYU | 41.37 |
| 6 | WYO | 42.53 |

4x400 Meter Relay

| | | |
|---|------|---------|
| 1 | UTEP | 3:09.39 |
| 2 | AFA | 3:09.84 |
| 3 | CSU | 3:11.95 |
| 4 | BYU | 3:13.62 |
| 5 | FSU | 3:14.59 |
| 6 | WYO | 3:15.41 |

Scores

| | | |
|---|----------------|-------|
| 1 | Fresno State | 183 |
| 2 | Brigham Young | 176 |
| 3 | Texas-El Paso | 135 |
| 4 | Wyoming | 100.8 |
| 5 | Air Force | 97.8 |
| 6 | Colorado State | 87.3 |
| 7 | New Mexico | 23 |
| 8 | Utah | 1 |